Ventura Countywide Stormwater Quality Management Program

2012-2013 Permit Year

Ventura Countywide Stormwater Quality Management Program Annual Report

Attachment D: Complete Water Quality Monitoring Appendices A through K

December 13, 2013

Camarillo
County of Ventura
Fillmore
Moorpark
Ojai
Oxnard
Port Hueneme
Santa Paula
Simi Valley
Thousand Oaks
Ventura
Ventura County Watershed Protection District

Appendix A: Major Outfall Station Fact Sheets

Camarillo

Waterbody: Camarillo Hills Drain (tributary to Revolon Slough)
Location: Daily Rd. overcrossing (34°13'10.00"N, 119° 3'58.06"W)
Pros: Likely well-defined rating table
Cons: Moderate potential for vandalism
Outstanding Site Selection Tasks: None
Other Potential Sites: None
Dry Season Flow Potential: Likely intermittent year-round flow due to urban runoff

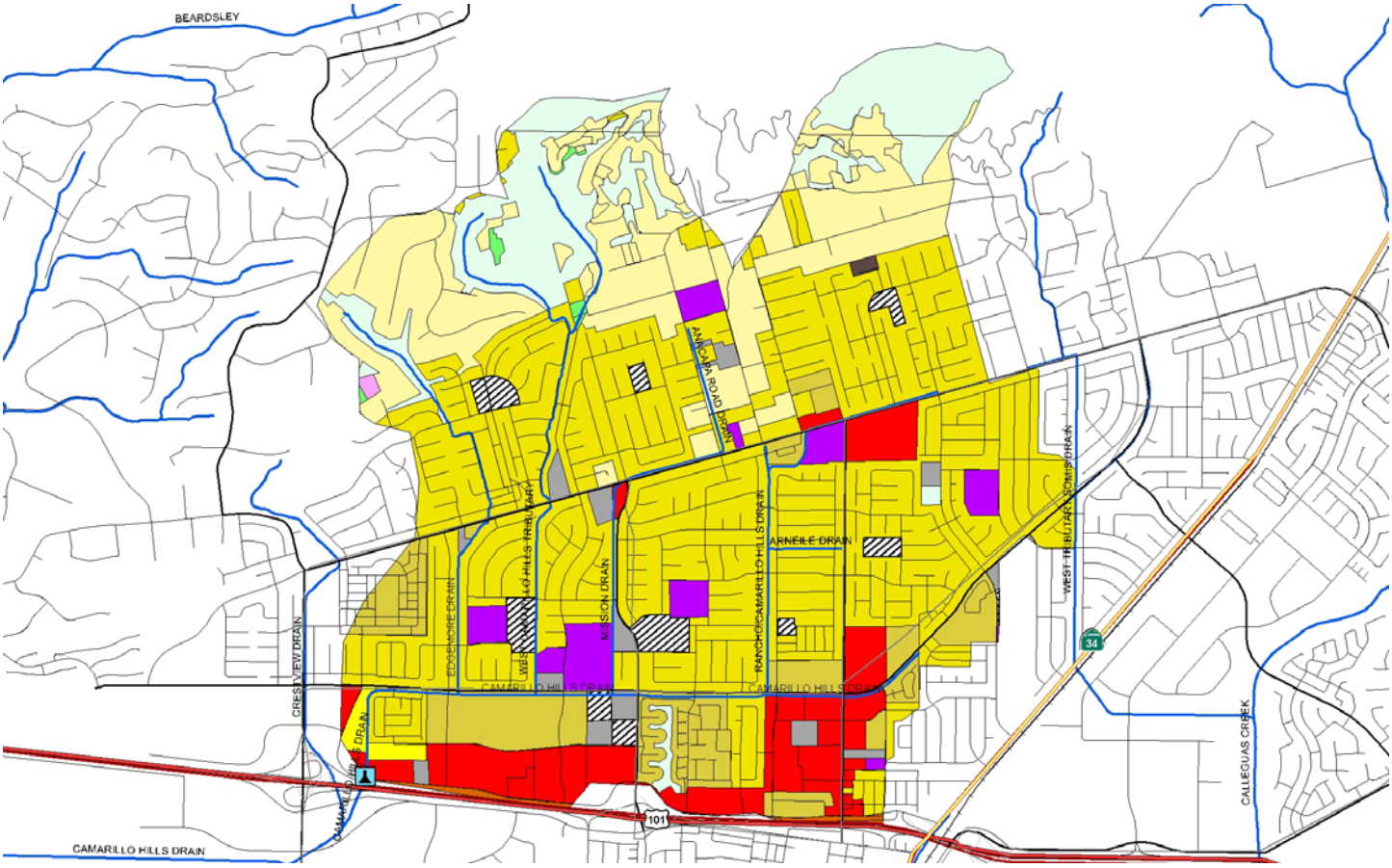

Entire City

Land Use	Acres	% of Total Watershed
Agriculture	1585.8	12.6%
Com_Indus. Mix	12.5	0.1%
Commer.	657.2	5.2%
Extraction	58.4	0.5%
Facility	129.5	1.0%
Industrial_1	32.2	0.2%
Industrial_3	622.6	4.9%
Military_2	5.7	0.1%
No Info Given	202.2	1.6%
Recreation	489.4	3.9%
Res.1	1305.9	10.4%
Res.2	443.4	3.5%
Res.3	3253.5	25.9%
Res.4	525.0	4.2%
Schools	325.0	2.6%
Transportation	954.2	7.6%
Under Construction	294.8	2.3%
Utilities	255.8	2.0%
Vacant Undifferentiated	1423.4	11.4%
Totals	**12576.4**	**100.0%**

Selected Subwatershed

Land Use	Acres	% of Total Watershed
Agriculture	6.1	0.2%
Commercial	213.5	7.7%
Facility	48.5	1.7%
No Info Given	57.4	2.1%
Res.1	453.4	16.3%
Res.2	235.0	8.5%
Res.3	1365.5	49.1%
Res.4	15.2	0.5%
Schools	80.6	2.9%
Transportation	11.7	0.4%
Under Construction	2.6	0.1%
Utilities	2.3	0.1%
Vacant Undifferentiated	287.4	10.3%
Totals	**2779.1**	**100.0%**

Fillmore

Waterbody: North Fillmore Drain (tributary to Sespe Creek)
Location: 75 yds. southwest of Old Telegraph Rd. (34°24'16.51"N, 118°55'50.47"W)
Pros: Some portion of vegetation could be cleared by City of Fillmore
Cons: Potential for vandalism
Outstanding Site Selection Tasks: None
Other Potential Sites: C Street Drain and Central Ave. Drain
Dry Season Flow Potential: Likely intermittent year-round flow due to urban runoff



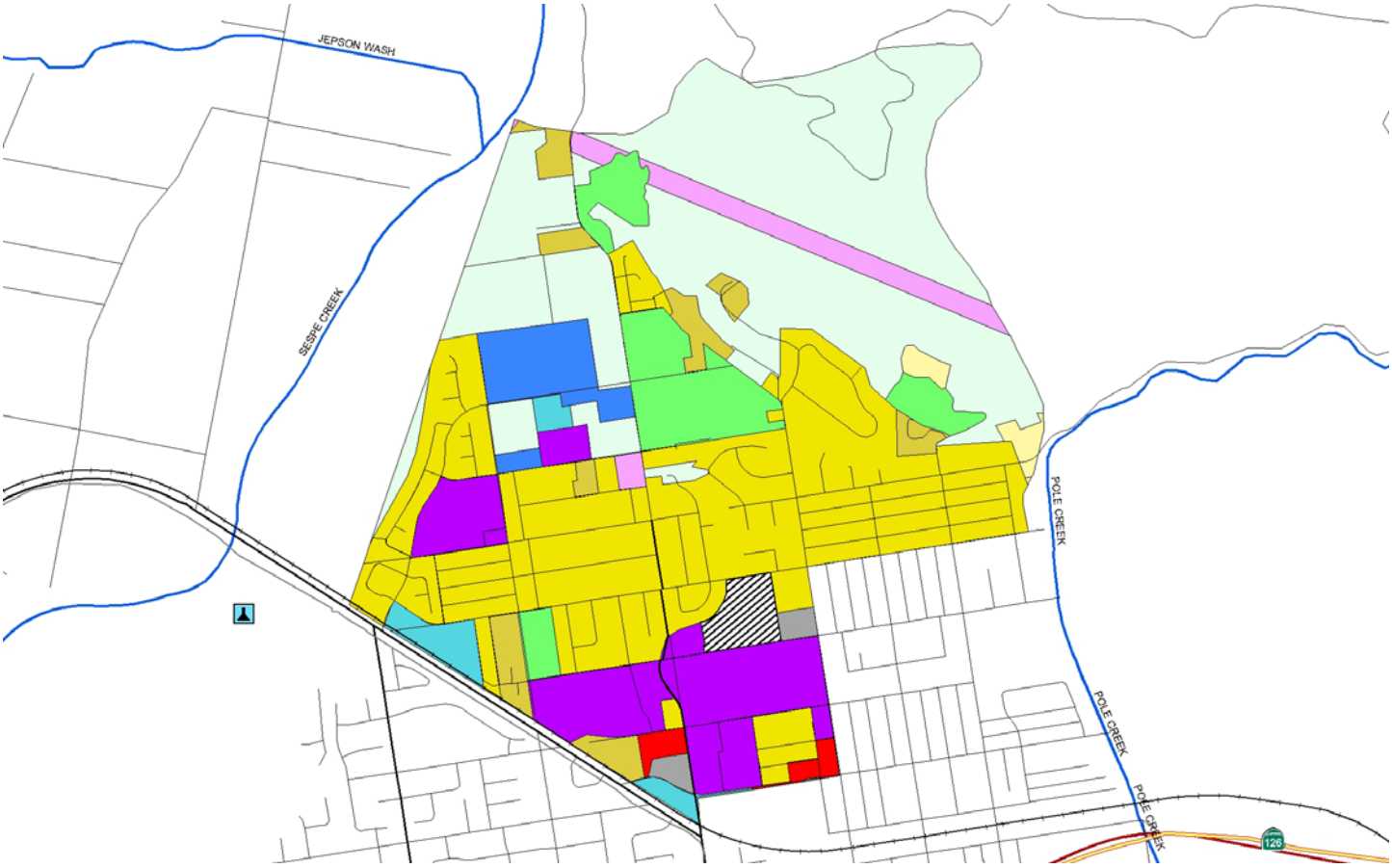

Entire City

Land Use	Acres	% of Total Watershed
Agriculture	274.8	13.0%
Com_Indus. Mix	10.4	1.0%
Commercial	103.2	5.0%
Facility	27.3	1.0%
Industrial_1	31.3	2.0%
Industrial_3	28.7	1.0%
No Info Given	21.9	1.0%
Res.1	52.8	3.0%
Res.2	44.6	2.0%
Res.3	693.1	34.0%
Schools	87.6	4.0%
Transportation	6.4	0.0%
Under Constructoni	58.4	3.0%
Utilities	45.8	2.0%
Vacant Undifferentiated	582.5	28.0%
Totals	**2068.7**	**100.0%**

Selected Subwatershed

Land Use	Acres	% of Total Watershed
Agriculture	52.5	6.9%
Commercial	6.3	0.8%
Facility	5.1	0.7%
Industrial_1	14.1	1.9%
Industrial_3	23.4	3.1%
No Info Given	9.9	1.3%
Res.1	6.1	0.8%
Res.2	29.7	3.9%
Res.3	255.7	33.6%
Schools	75.3	9.9%
Utilities	23.1	3.0%
Vacant Undifferentiated	260.6	34.2%
Totals	**761.7**	**100.0%**

Meiners Oaks (Unincorporated)

Waterbody: Happy Valley Drain (tributary to Ventura River)
Location: Southwest of Lomita Rd. and Rice Rd. intersection (34°26'43.98"N, 119°17'25.18"W)
Pros: Good control, good access, existing stream flow gauge
Dry Season Flow Potential: Unknown at end of rainy season; unlikely later in summer

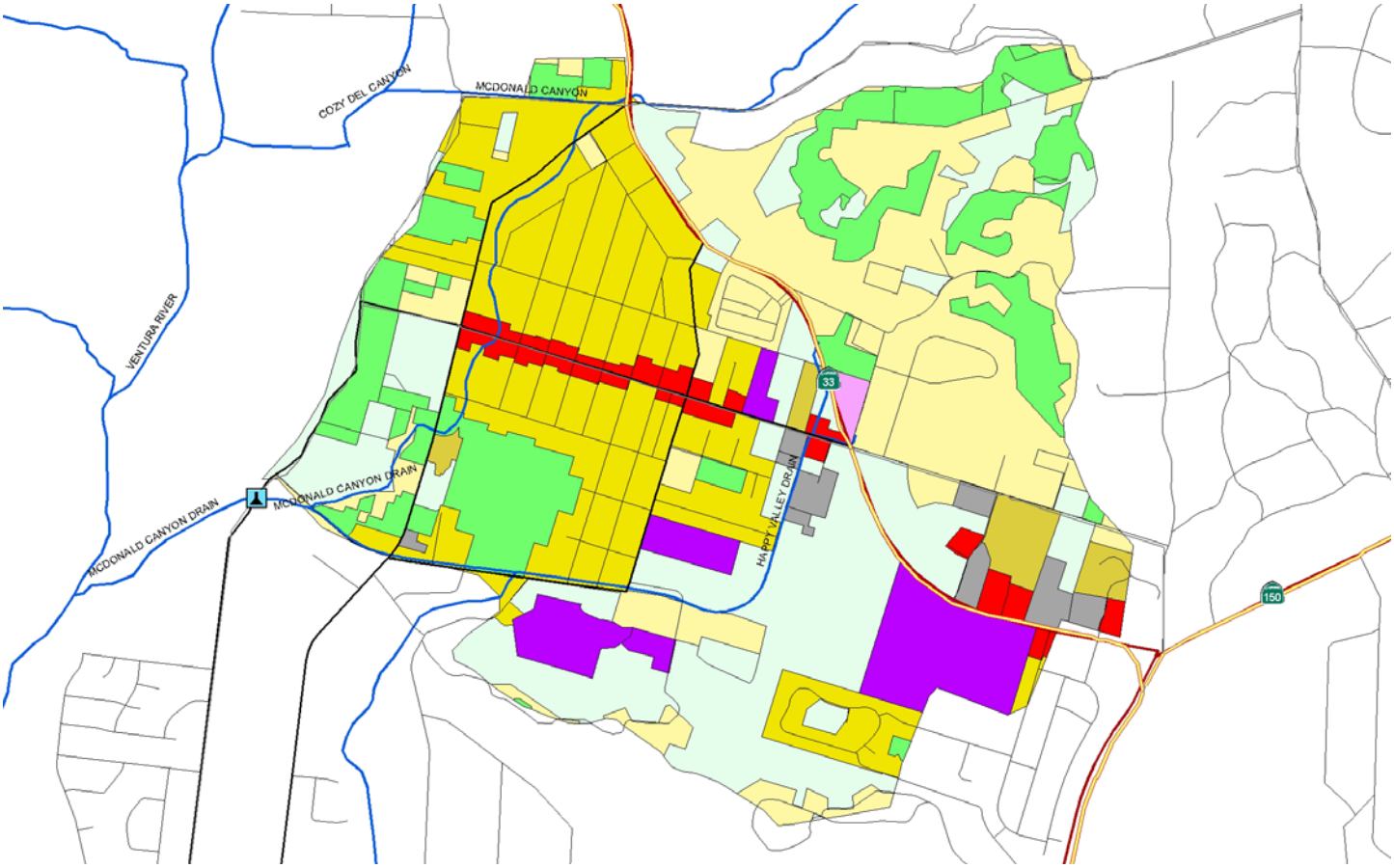

Entire City

Land Use	Acres	% of Total Watershed
Agriculture	658.0	21.5%
Cemeteries	0.0	0.0%
Commercial	33.0	1.1%
Facility	15.5	0.5%
Recreation	29.9	1.0%
Res.1	812.3	26.5%
Res.2	43.9	1.4%
Res.3	463.4	15.1%
Schools	46.5	1.5%
Utilities	19.3	0.6%
Vacant Undifferentiated	945.0	30.8%
Totals	**3066.8**	**100.0%**

Selected Subwatershed

Land Use	Acres	% of Total Watershed
Agriculture	152.1	14.8%
Commercial	30.8	3.0%
Facility	20.8	2.0%
Res.1	234.0	22.8%
Res.2	22.0	2.1%
Res.3	249.9	24.4%
Schools	63.6	6.2%
Utilities	3.8	0.4%
Vacant Undifferentiated	248.8	24.3%
Totals	**1025.9**	**100.0%**

Moorpark

Waterbody: Gabbert Canyon Drain (tributary to Arroyo Las Posas)
Location: North side of SR 118 near southwest corner of So. Cal. Edison property (34°16'44.29"N, 118°54'19.40"W)
Pros: Likely well-defined rating table
Cons: Aerial deposition from vehicular traffic on 118, potential for vandalism
Outstanding Site Selection Tasks: Move sampling location shown on watershed map
Other Potential Sites: Upstream current location, although site would interfere with access road
Dry Season Flow Potential: Likely intermittent year-round flow due to urban runoff

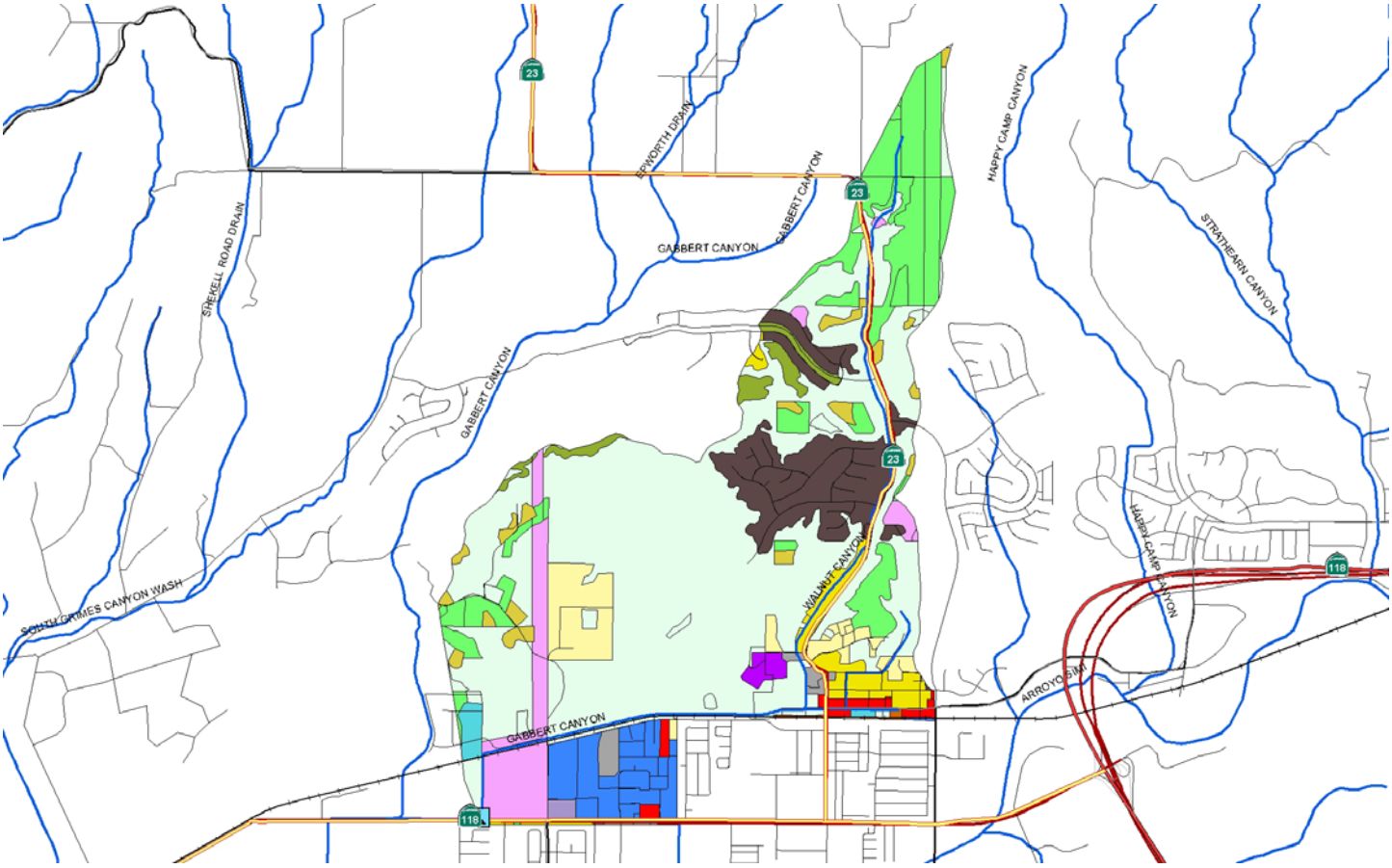

Entire City

Land Use	Acres	% of Total Watershed
Land Use	**Acres**	**% of Total Watershed**
Agriculture	351.7	4.0%
Com_Indus. Mix	9.1	0.0%
Commercial	196.3	2.0%
Extraction	39.2	0.0%
Facility	40.9	1.0%
Industrial_1	21.3	0.0%
Industrial_3	225.2	3.0%
No Info Given	148.3	2.0%
Recreation	186.1	2.0%
Res.1	213.5	3.0%
Res.2	190.4	2.0%
Res.3	1854.6	23.0%
Res.4	106.8	1.0%
Schools	302.1	4.0%
Transportation	198.0	2.0%
Under Construction	472.9	6.0%
Utilities	211.9	3.0%
Vacant Undifferentiated	3213.1	40.0%
Totals	**7981.5**	**100.0%**

Selected Subwatershed

Land Use	Acres	% of Total Watershed
Agriculture	230.0	12.7%
Commercial	19.9	1.1%
Extraction	5.8	0.3%
Facility	16.8	0.9%
Industrial_1	13.3	0.7%
Industrial_3	90.4	5.0%
Recreation	31.0	1.7%
Res.1	82.3	4.5%
Res.2	37.4	2.1%
Res.3	56.3	3.1%
Res.4	1.5	0.1%
Schools	10.5	0.6%
Transportation	3.1	0.2%
Under Construction	166.2	9.2%
Utilities	100.7	5.5%
Vacant Undifferentiated	950.8	52.4%
Totals	**1816.2**	**100.0%**

Ojai

Waterbody: Fox Canyon Barranca (tributary to San Antonio Creek)
Location: Concrete box channel upstream Ojai Valley Athletic Club and downstream pedestrian walkway (34°26'41.25"N, 119°14'28.43"W)
Pros: Numerous bridges to sample from, located behind VCWPD gate, likely well-defined rating table
Cons: Some potential for vandalism
Outstanding Site Selection Tasks: Work with VCWPD O&M to ensure enclosure doesn't interfere with maintenance activities
Other Potential Sites: Downstream where Stewart Canyon crosses beneath Ventura St. (bioassessment #8)
Dry Season Flow Potential: Likely intermittent year-round flow due to urban runoff

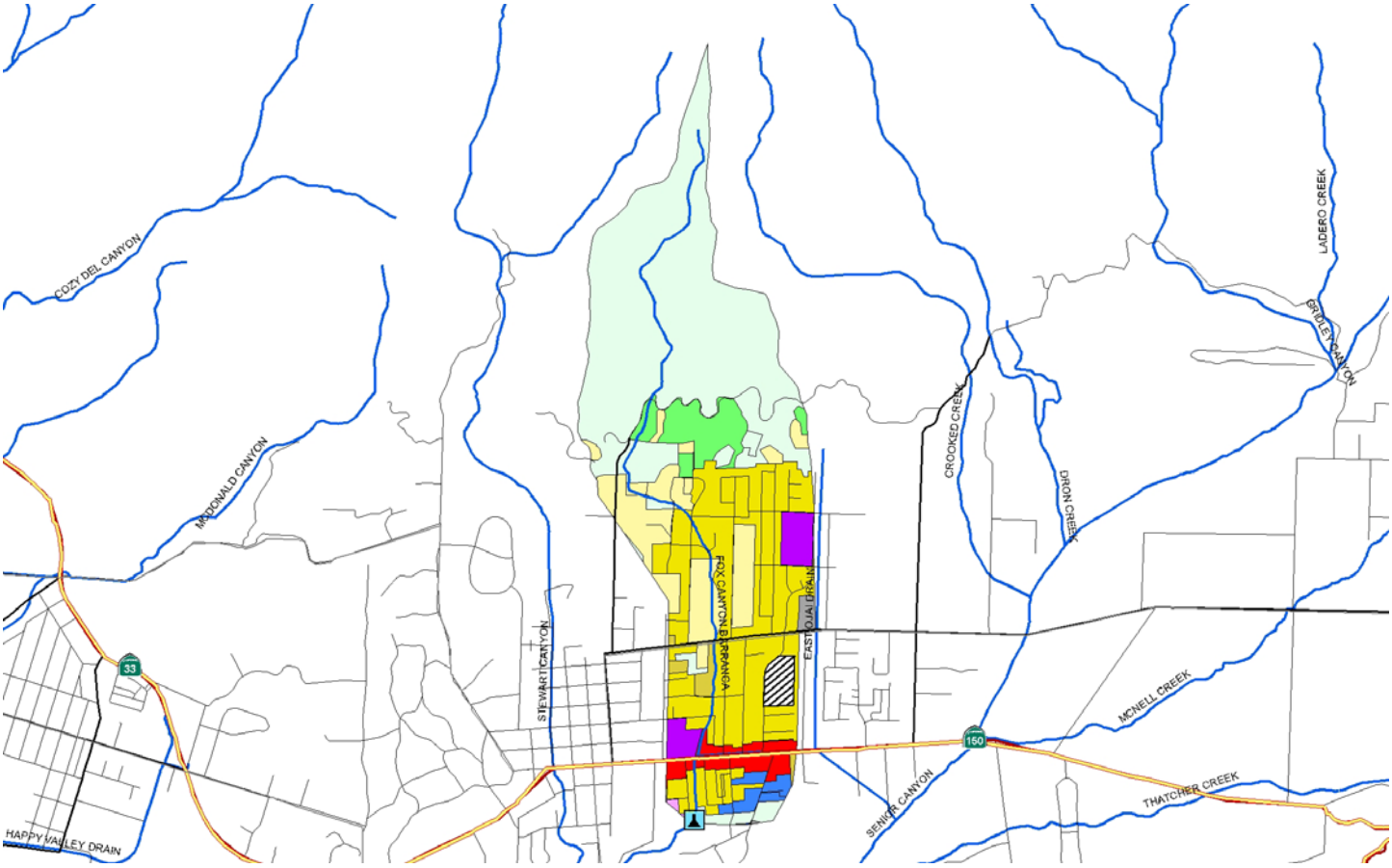

Entire Watershed

Land Use	Acres	% of Total Watershed
Agriculture	83.1	3.0%
Cemeteries	3.8	0.1%
Com_Indus. Mix	7.6	0.3%
Commercial	155.1	5.6%
Facility	43.2	1.5%
Industrial_3	13.2	0.5%
No Info Given	55.6	2.0%
Recreation	312.1	11.2%
Res.1	620.7	22.2%
Res.2	61.3	2.2%
Res.3	534.8	19.1%
Res.4	3.3	0.1%
Schools	100.6	3.6%
Utilities	32.9	1.2%
Vacant Undifferentiated	767.1	27.5%
Totals	**2794.7**	**100.0%**

Selected Subwatershed

Land Use	Acres	% of Total Watershed
Agriculture	37.3	5.0%
Commercial	23.8	3.2%
Facility	4.1	0.6%
Industrial_3	11.4	1.5%
No Info Given	10.0	1.3%
Recreation	0.1	0.0%
Res.1	84.3	11.3%
Res.2	8.0	1.1%
Res.3	210.9	28.2%
Res.4	0.1	0.0%
Schools	20.2	2.7%
Utilities	1.0	0.1%
Vacant Undifferentiated	337.5	45.1%
Totals	**748.6**	**100.0%**

Oxnard

Waterbody: El Rio Drain (tributary to Santa Clara River)
Location: Pedestrian bridge 50 yds. southwest bend of Winchester Dr. (34°14'10.10"N, 119°11'3.93"W)
Pros: Likely well-defined rating table
Cons: High potential for vandalism
Outstanding Site Selection Tasks: None
Other Potential Sites: None
Dry Season Flow Potential: Likely intermittent year-round flow due to urban runoff

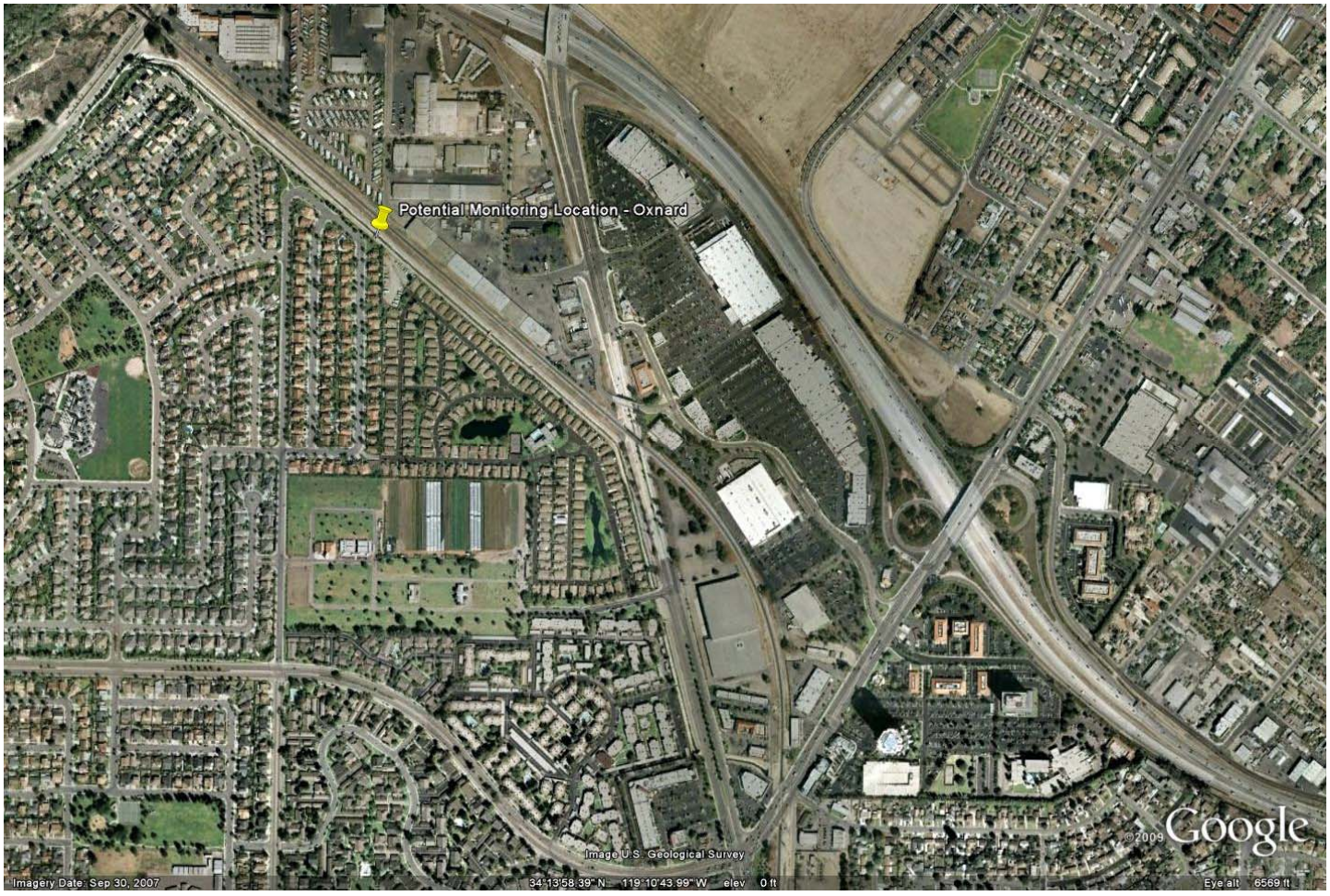

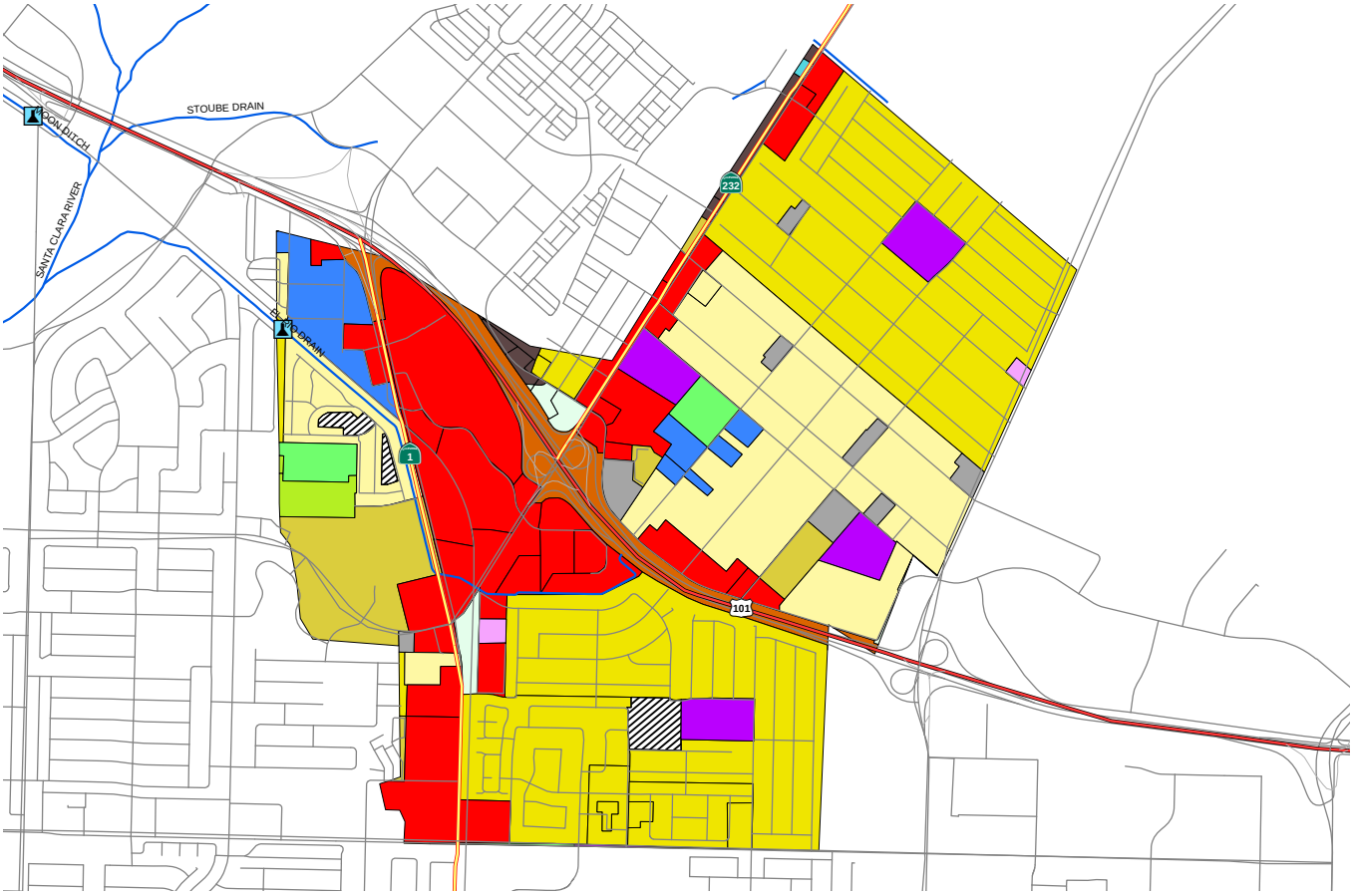

Entire City

Land Use	Acres	% of Total Watershed
Agriculture	969.4	5.6%
Cemeteries	22.4	0.1%
Com_Indus. Mix	165.1	0.9%
Commercial	1385.9	8.0%
Extraction	227.3	1.3%
Facility	244.8	1.4%
Industrial_1	163.7	1.0%
Industrial_3	1104.0	6.5%
Industrial_4	62.3	0.4%
Military_1	1.7	0.0%
Military_2	4.0	0.0%
No Info Given	371.6	2.2%
Recreation	679.4	3.9%
Res.1	369.1	2.2%
Res.2	1149.3	6.7%
Res.3	5892.4	34.3%
Res.4	163.0	1.0%
Schools	703.5	4.1%
Transportation	560.5	3.3%
Under Construction	802.6	4.7%
Utilities	298.0	1.8%
Vacant Undifferentiated	1740.2	10.1%
Water	82.0	0.5%
Totals	**17162.2**	**100.0%**

Selected Subwatershed

Land Use	Acres	% of Total Watershed
Agriculture	19.0	1.5%
Cemeteries	9.7	0.7%
Commercial	253.5	19.5%
Facility	22.1	1.7%
Industrial_1	0.7	0.1%
Industrial_3	40.4	3.1%
No Info Given	14.0	1.1%
Res.1	243.3	18.7%
Res.2	69.8	5.4%
Res.3	500.1	38.5%
Schools	42.9	3.3%
Transportation	55.3	4.3%
Under Construction	12.4	1.0%
Utilities	3.5	0.3%
Vacant Undifferentiated	11.7	0.9%
Totals	**1298.2**	**100.0%**

Port Hueneme

Waterbody: Hueneme Drain (tributary to Pacific Ocean)
Location: Pump Station 300 yds. downstream Surfside Dr. (34°8'26.91"N, 119°11'17.58"W)
Pros: Grass-covered sides fairly stable
Cons: Lots of activity nearby, high potential for vandalism, stagnant water
Outstanding Site Selection Tasks: Verify positive flow
Other Potential Sites: At Surfside Rd. at lower end of Bubbling Springs Park
Dry Season Flow Potential: Likely year-round flow due to urban runoff and groundwater contribution



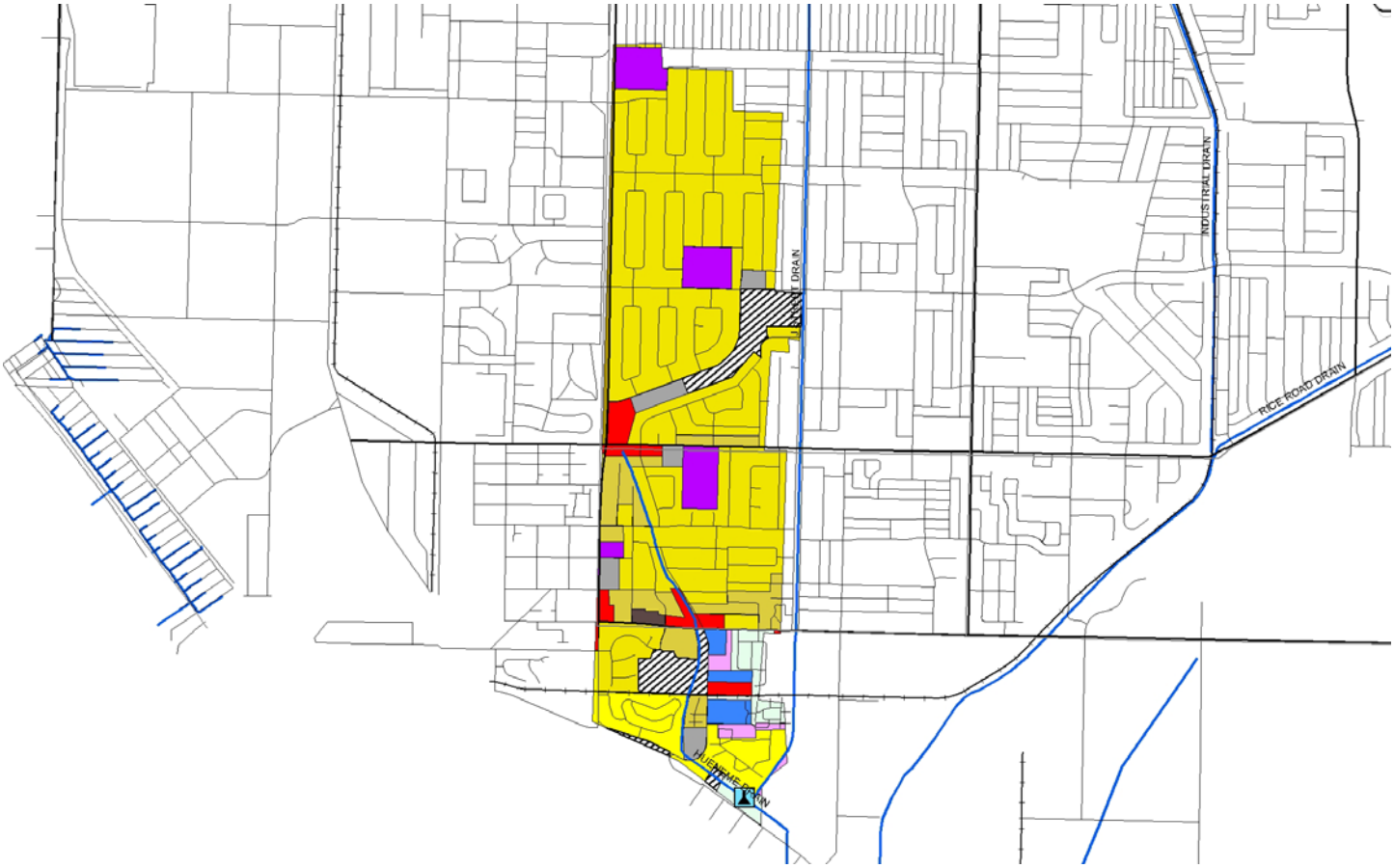

Entire City

Land Use	Acres	% of Total Watershed
Commercial	105.4	3.7%
Facility	20.4	0.7%
Industrial_1	32.5	1.1%
Industrial_3	34.9	1.2%
Military_2	1558.4	54.0%
No Info Given	53.7	1.9%
Recreation	38.5	1.3%
Res.2	308.3	10.7%
Res.3	432.9	15.0%
Res.4	104.3	3.6%
Schools	41.6	1.4%
Transportation	29.7	1.0%
Under Construction	2.1	0.1%
Utilities	6.0	0.2%
Vacant Undifferentiated	35.4	1.2%
Water	83.6	2.9%
Totals	**2887.9**	**100.0%**

Selected Subwatershed

Land Use	Acres	% of Total Watershed
Commercial	19.2	3.3%
Facility	15.1	2.6%
Industrial_3	10.0	1.7%
Military_2	5.7	1.0%
No Info Given	35.8	6.1%
Res.2	45.5	7.7%
Res.3	359.1	60.9%
Res.4	40.9	6.9%
Schools	32.6	5.5%
Under Construction	2.1	0.4%
Utilities	6.5	1.1%
Vacant Undifferentiated	16.8	2.9%
Totals	589.4	100.0%

Santa Paula

Waterbody: 11th Street Drain (tributary to Santa Clara River)
Location: Upstream Santa Paula Airport (34°20'54.99"N, 119° 3'19.82"W)
Pros: Excellent flat pad on top of outfall for sampling equipment
Cons: High potential for vandalism
Outstanding Site Selection Tasks: None
Other Potential Sites: None
Dry Season Flow Potential: Likely intermittent year-round flow due to urban runoff. No flow at time of initial observation

Entire City

Land Use	Acres	% of Total Watershed
Agriculture	210.3	7.0%
Cemeteries	19.4	0.7%
Com_Indus. Mix	4.6	0.2%
Commercial	235.4	7.8%
Extraction	30.5	1.0%
Facility	42.4	1.4%
Industrial_1	73.7	2.4%
Industrial_3	133.0	4.5%
No Info Given	33.5	1.1%
Recreation	4.7	0.2%
Res.1	266.9	8.9%
Res.2	86.8	2.9%
Res.3	1065.9	35.5%
Res.4	46.8	1.6%
Schools	91.7	3.1%
Transportation	166.4	5.5%
Under Construction	8.7	0.3%
Utilities	41.1	1.4%
Vacant Undifferentiated	440.6	14.7%
Totals	**3002.4**	**100.0%**

Selected Subwatershed

Land Use	Acres	% of Total Watershed
Commercial	9.4	14.7%
Industrial_1	2.5	4.0%
Res.2	2.8	4.3%
Res.3	30.5	47.7%
Schools	6.4	10.0%
Transportation	6.8	10.6%
Utilities	4.9	7.6%
Vacant Undifferentiated	0.8	1.2%
Totals	**64.0**	**100.0%**

Simi Valley

Waterbody: Bus Canyon Drain (tributary to Arroyo Simi)
Location: North of intersection at 5th St. and Los Angeles Ave. (34°16'18.59"N, 118°47'1.51"W)
Pros: Likely well-defined rating table, located behind VCWPD gate
Cons: Pedestrian traffic on levee nearby
Outstanding Site Selection Tasks: Assess impacts of large groundwater discharge upstream, move sampling location shown on watershed map
Other Potential Sites: Upstream at 5th and Ventura Ave.
Dry Season Flow Potential: Likely year round flow due to urban runoff and groundwater discharge upstream



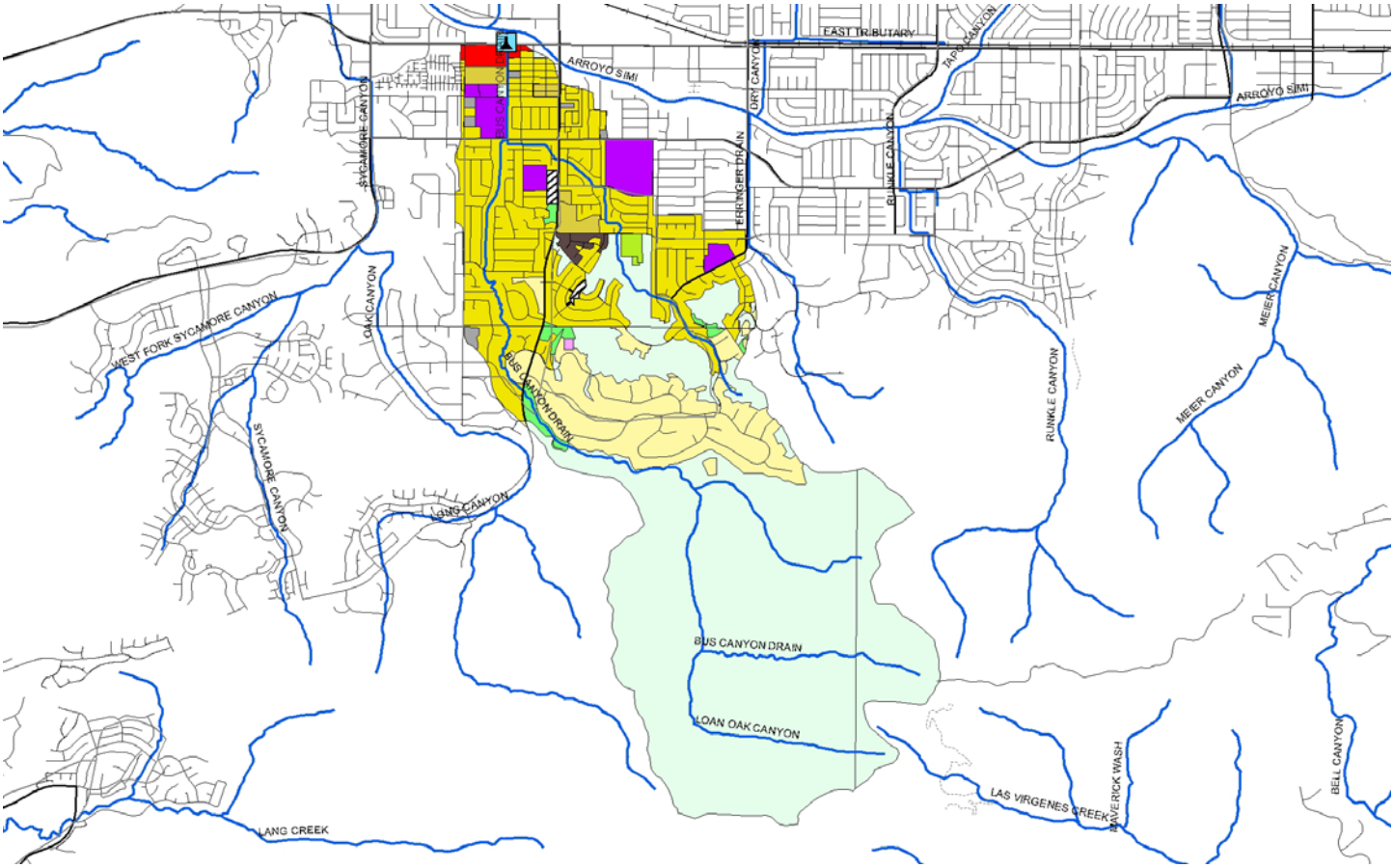

Entire City

Land Use	Acres	% of Total Watershed
Agriculture	435.5	1.6%
Cemeteries	34.3	0.1%
Com_Indus. Mix	24.4	0.1%
Commercial	1051.4	3.9%
Extraction	111.8	0.4%
Facility	217.1	0.8%
Industrial_1	50.3	0.2%
Industrial_3	353.3	1.3%
Industrial_4	5.9	0.0%
No Info Given	382.0	1.5%
Recreation	560.9	2.0%
Res.1	1025.0	3.7%
Res.2	586.0	2.2%
Res.3	7947.7	29.5%
Res.4	110.7	0.4%
Schools	517.5	1.9%
Transportation	546.9	2.0%
Under Construction	385.6	1.4%
Utilities	261.0	1.0%
Vacant Undifferentiated	12291.5	45.6%
Totals	**26898.6**	**100.0%**

Selected Subwatershed

Land Use	Acres	% of Total Watershed
Agriculture	33.0	1.0%
Cemeteries	10.1	0.3%
Commercial	22.6	0.7%
Facility	12.9	0.4%
No Info Given	9.4	0.3%
Res.1	395.5	11.9%
Res.2	40.3	1.2%
Res.3	782.9	23.6%
Schools	96.7	2.9%
Under Construction	15.5	0.5%
Utilities	1.8	0.1%
Vacant Undifferentiated	1900.0	57.2%
Totals	**3320.7**	**100.0%**

Thousand Oaks

Waterbody: North Fork Arroyo Conejo (tributary to Conejo Creek)
Location: Hill Canyon WWTP sampling location R-1(34°12'49.16"N, 118°55'16.24"W)
Pros: Very secure, helpful staff onsite, fairly well-defined channel, accessible via concrete stairs
Cons: Late-night access to WWTP could present problem
Outstanding Site Selection Tasks: None
Other Potential Sites: None
Dry Season Flow Potential: Likely year-round flow due to urban runoff

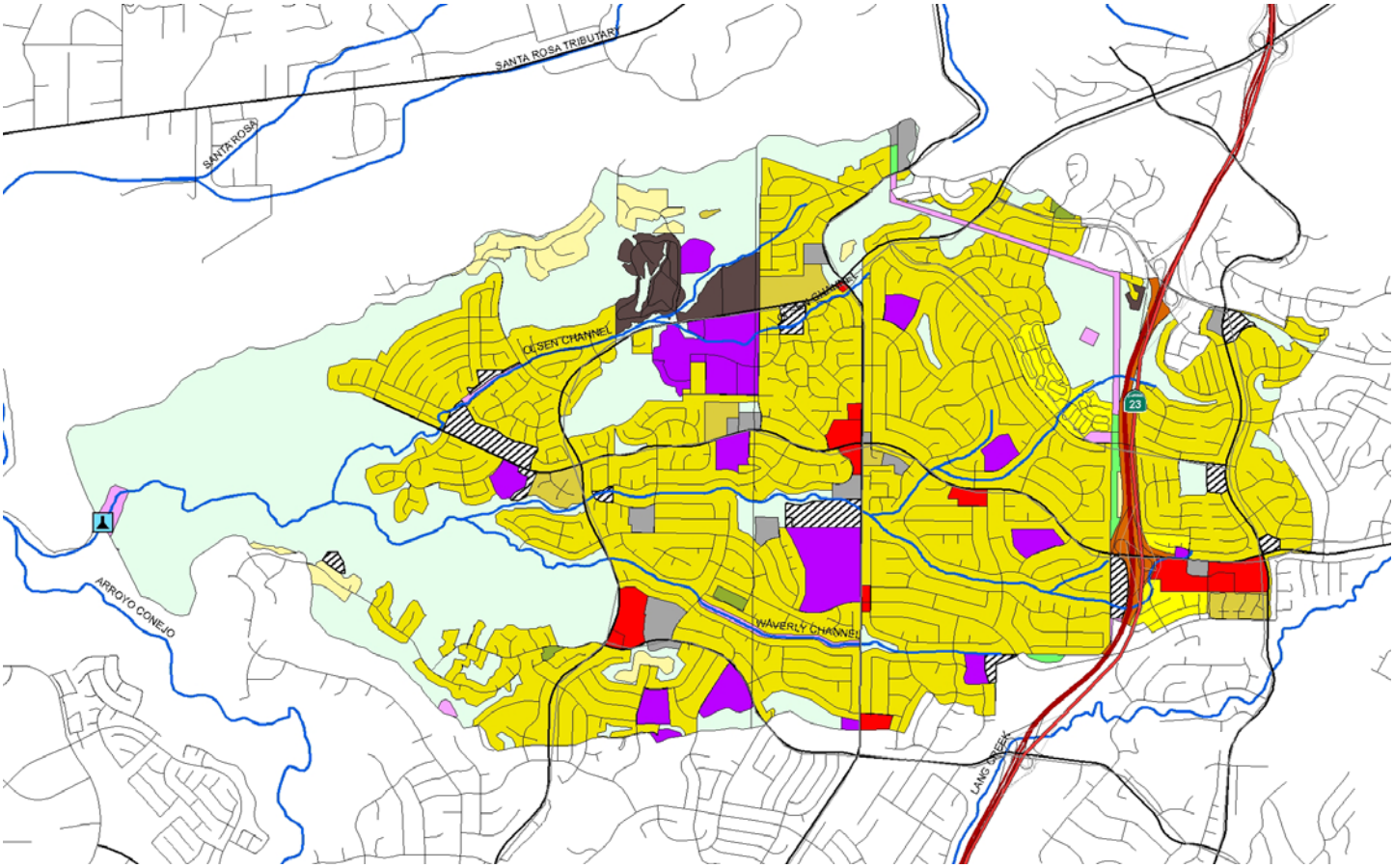

Entire City

Land Use	Acres	% of Total Watershed
Agriculture	207.0	0.6%
Com_Indus. Mix	23.2	0.1%
Commercial	1499.7	4.2%
Extraction	9.0	0.0%
Facility	291.6	0.8%
Industrial_1	94.3	0.3%
Industrial_3	457.7	1.3%
No Info Given	459.2	1.3%
Recreation	574.2	1.7%
Res.1	1683.9	4.7%
Res.2	1000.3	2.8%
Res.3	9323.6	26.4%
Res.4	288.1	0.8%
Schools	587.6	1.7%
Transportation	605.4	1.7%
Under Construction	281.6	0.8%
Utilities	260.6	0.7%
Vacant Undifferentiated	17465.1	49.7%
Totals	**35111.8**	**100.0%**

Selected Subwatershed

Land Use	Acres	% of Total Watershed
Agriculture	13.5	0.3%
Commercial	83.5	1.6%
Facility	67.3	1.3%
No Info Given	95.4	1.8%
Recreation	8.7	0.2%
Res.1	89.8	1.7%
Res.2	71.5	1.4%
Res.3	2643.8	51.0%
Res.4	84.0	1.6%
Schools	224.2	4.3%
Transportation	61.5	1.2%
Under Construction	79.4	1.5%
Utilities	53.3	1.0%
Vacant Undifferentiated	1603.6	31.0%
Totals	**5179.3**	**100.0%**

Ventura

Waterbody: Moon Ditch (tributary to Santa Clara River)
Location: Between Leland St. and US 101, north of Johnson Dr. (34°14'35.86"N, 119°11'40.86"W)
Pros: Likely well-defined rating table, fairly good protection (located behind VCWPD gate)
Cons: Wide concrete bottom will spread out low flows, placement of intake somewhat difficult
Outstanding Site Selection Tasks: None
Other Potential Sites: None
Dry Season Flow Potential: Likely intermittent year-round flow due to urban runoff

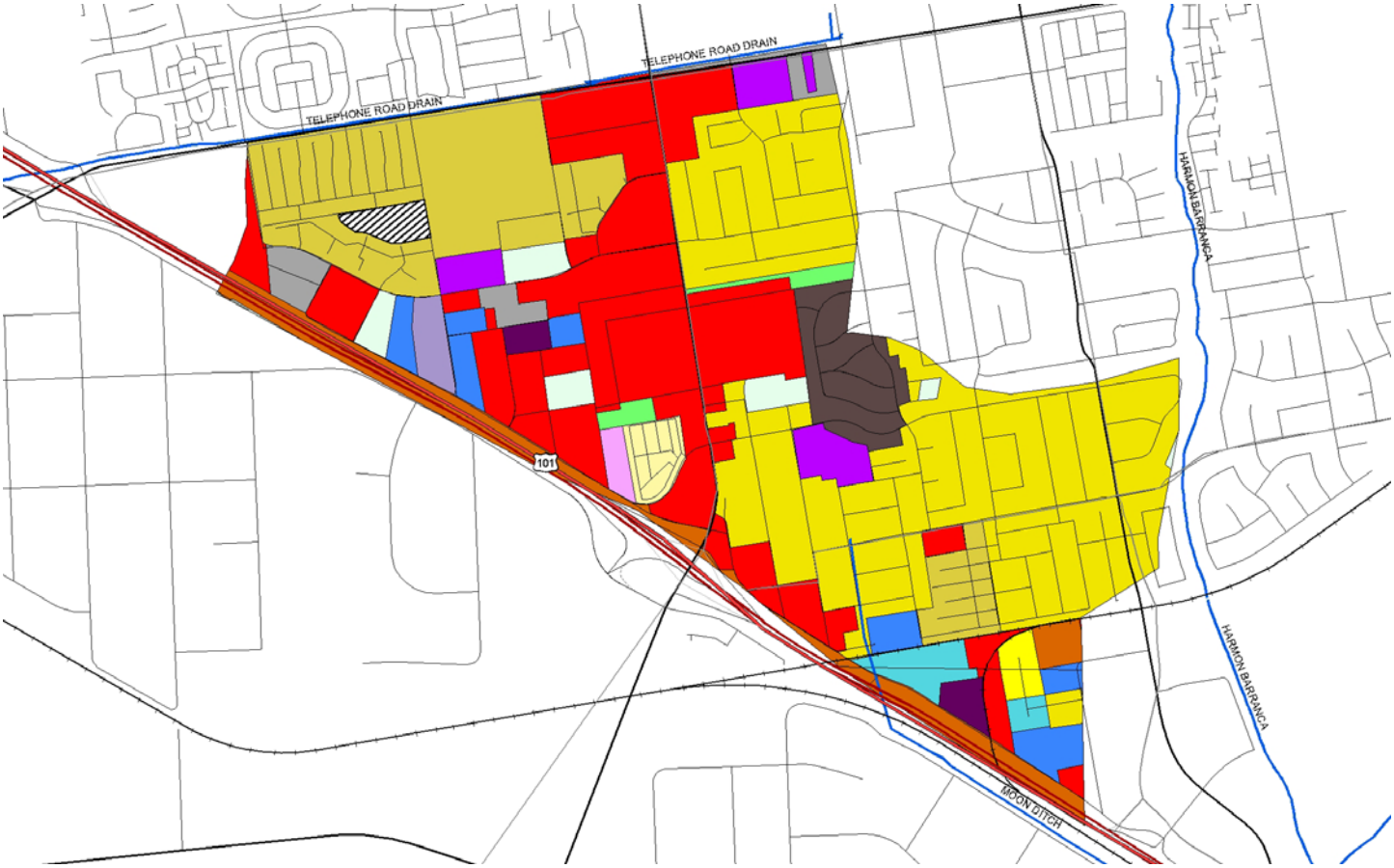

Entire City

Land Use	Acres	% of Total Watershed
Agriculture	667.6	4.7%
Cemeteries	72.6	0.5%
Com_Indus. Mix	95.4	0.7%
Commercial	1402.9	10.0%
Extraction	39.2	0.3%
Facility	303.8	2.2%
Industrial_1	90.5	0.6%
Industrial_3	619.6	4.5%
Military_2	3.6	0.0%
No Info Given	285.7	2.1%
Recreation	516.3	3.7%
Res.1	361.1	2.6%
Res.2	924.0	6.6%
Res.3	5209.6	37.2%
Res.4	72.4	0.5%
Res.5	2.8	0.0%
Schools	495.8	3.6%
Transportation	570.0	4.1%
Under Construction	73.7	0.5%
Utilities	125.4	0.9%
Vacant Undifferentiated	2018.1	14.4%
Water	61.5	0.4%
Totals	**14011.6**	**100.0%**

Selected Subwatershed

Land Use	Acres	% of Total Watershed
Agriculture	5.8	0.8%
Com_Indus. Mix	6.5	0.9%
Commercial	171.7	24.3%
Extraction	6.3	0.9%
Facility	14.6	2.1%
Industrial_1	10.8	1.5%
Industrial_3	23.0	3.2%
No Info Given	5.4	0.8%
Res.1	8.7	1.2%
Res.2	109.1	15.4%
Res.3	234.8	33.2%
Res.4	4.8	0.7%
Schools	18.4	2.6%
Transportation	40.7	5.8%
Under Construction	26.6	3.8%
Utilities	3.5	0.5%
Vacant Undifferentiated	16.3	2.3%
Totals	**707.1**	**100.0%**

Appendix B. Event Hydrographs

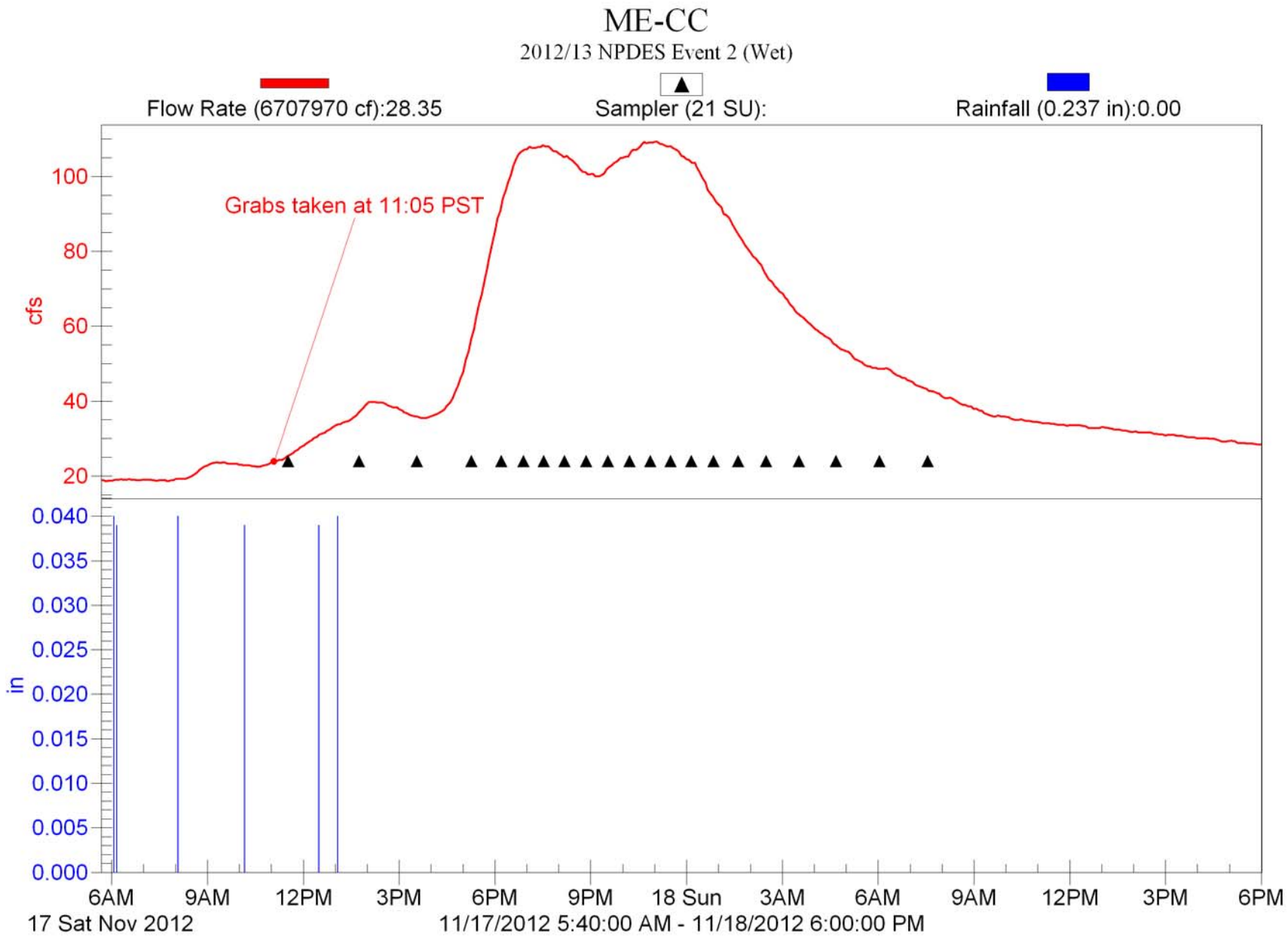
ME-CC
2012/13 NPDES Event 2 (Wet)
Flow Rate (6707970 cf):28.35
Sampler (21 SU):
Rainfall (0.237 in):0.00
Grabs taken at 11:05 PST
cfs
100
80
60
40
20
in
0.040
0.035
0.030
0.025
0.020
0.015
0.010
0.005
0.000
6AM
9AM
12PM
3PM
6PM
9PM
18 Sun
3AM
6AM
9AM
12PM
3PM
6PM
17 Sat Nov 2012
11/17/2012 5:40:00 AM - 11/18/2012 6:00:00 PM

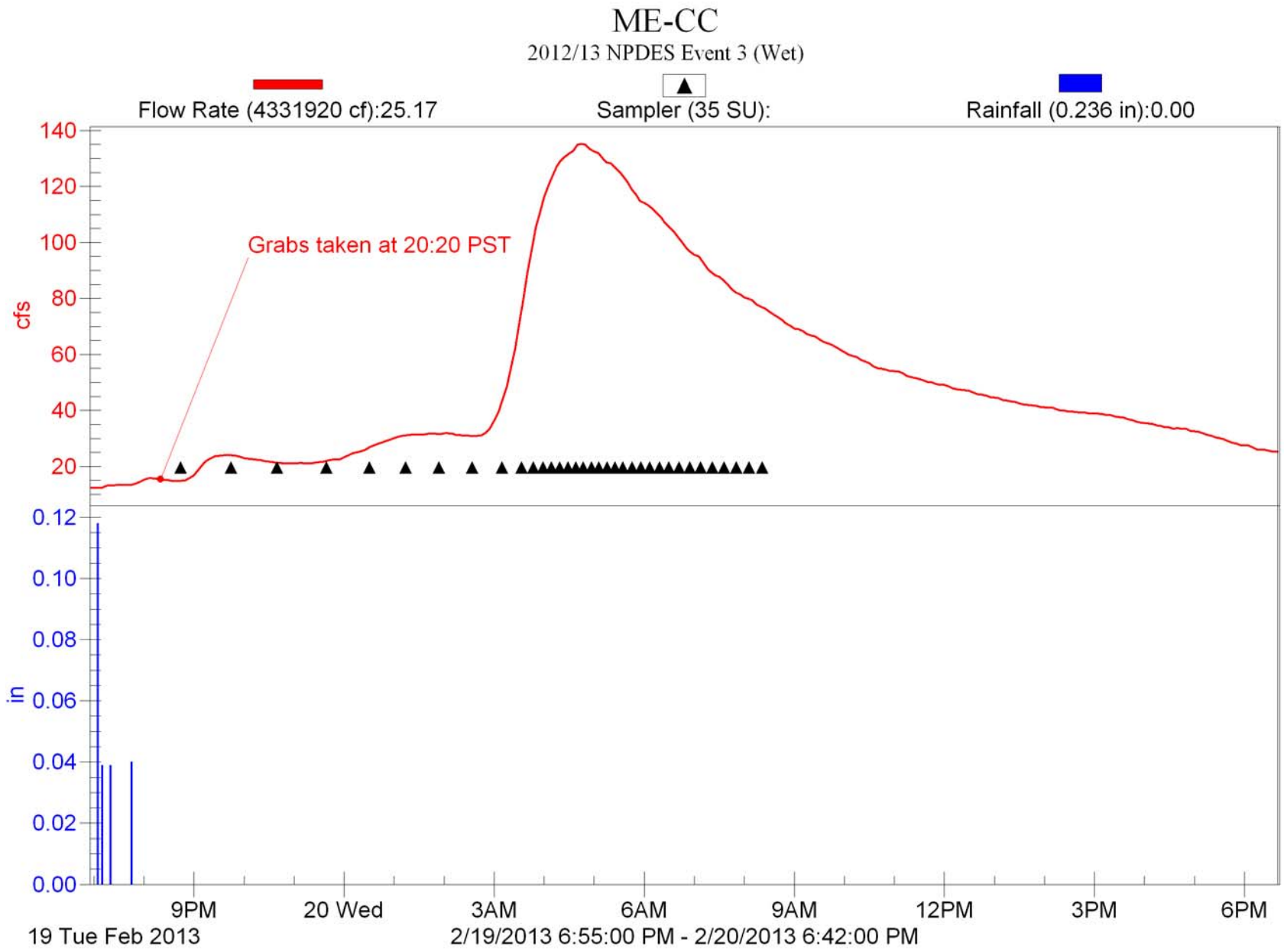
ME-CC
2012/13 NPDES Event 3 (Wet)
Flow Rate (4331920 cf):25.17
Sampler (35 SU):
Rainfall (0.236 in):0.00
Grabs taken at 20:20 PST
cfs
140
120
100
80
60
40
20
in
0.12
0.10
0.08
0.06
0.04
0.02
0.00
9PM
20 Wed
3AM
6AM
9AM
12PM
3PM
6PM
19 Tue Feb 2013
2/19/2013 6:55:00 PM - 2/20/2013 6:42:00 PM

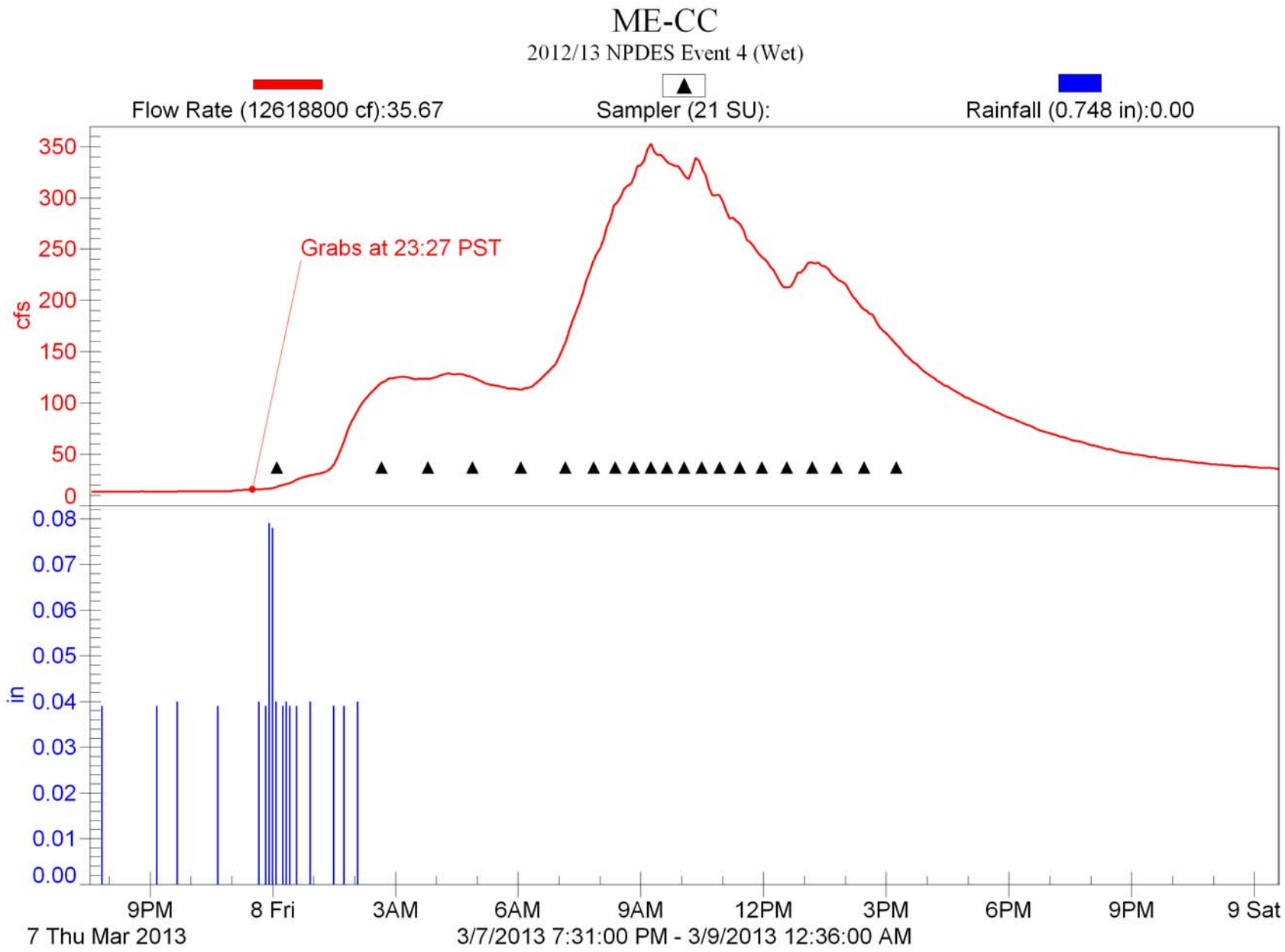
ME-CC
2012/13 NPDES Event 4 (Wet)
Flow Rate (12618800 cf):35.67
Sampler (21 SU):
Rainfall (0.748 in):0.00
Grabs at 23:27 PST
cfs
350
300
250
200
150
100
50
0
in
0.08
0.07
0.06
0.05
0.04
0.03
0.02
0.01
0.00
9PM
7 Thu Mar 2013
8 Fri
3AM
6AM
9AM
12PM
3PM
6PM
9PM
9 Sat
3/7/2013 7:31:00 PM - 3/9/2013 12:36:00 AM

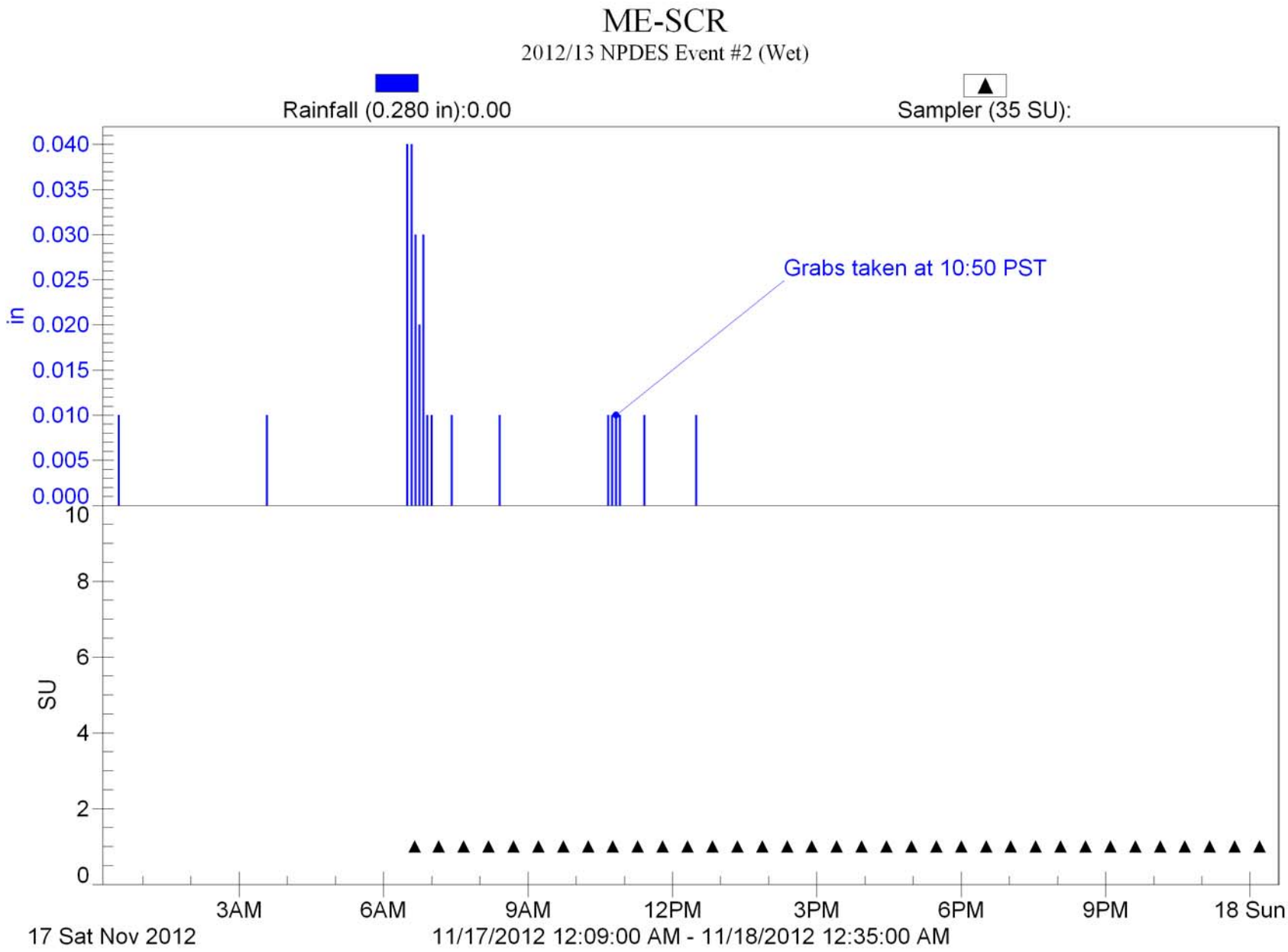
ME-SCR
2012/13 NPDES Event #2 (Wet)
Rainfall (0.280 in):0.00
Sampler (35 SU):
Grabs taken at 10:50 PST
in
0.040
0.035
0.030
0.025
0.020
0.015
0.010
0.005
0.000
SU
10
8
6
4
2
0
3AM
6AM
9AM
12PM
3PM
6PM
9PM
18 Sun
17 Sat Nov 2012
11/17/2012 12:09:00 AM - 11/18/2012 12:35:00 AM

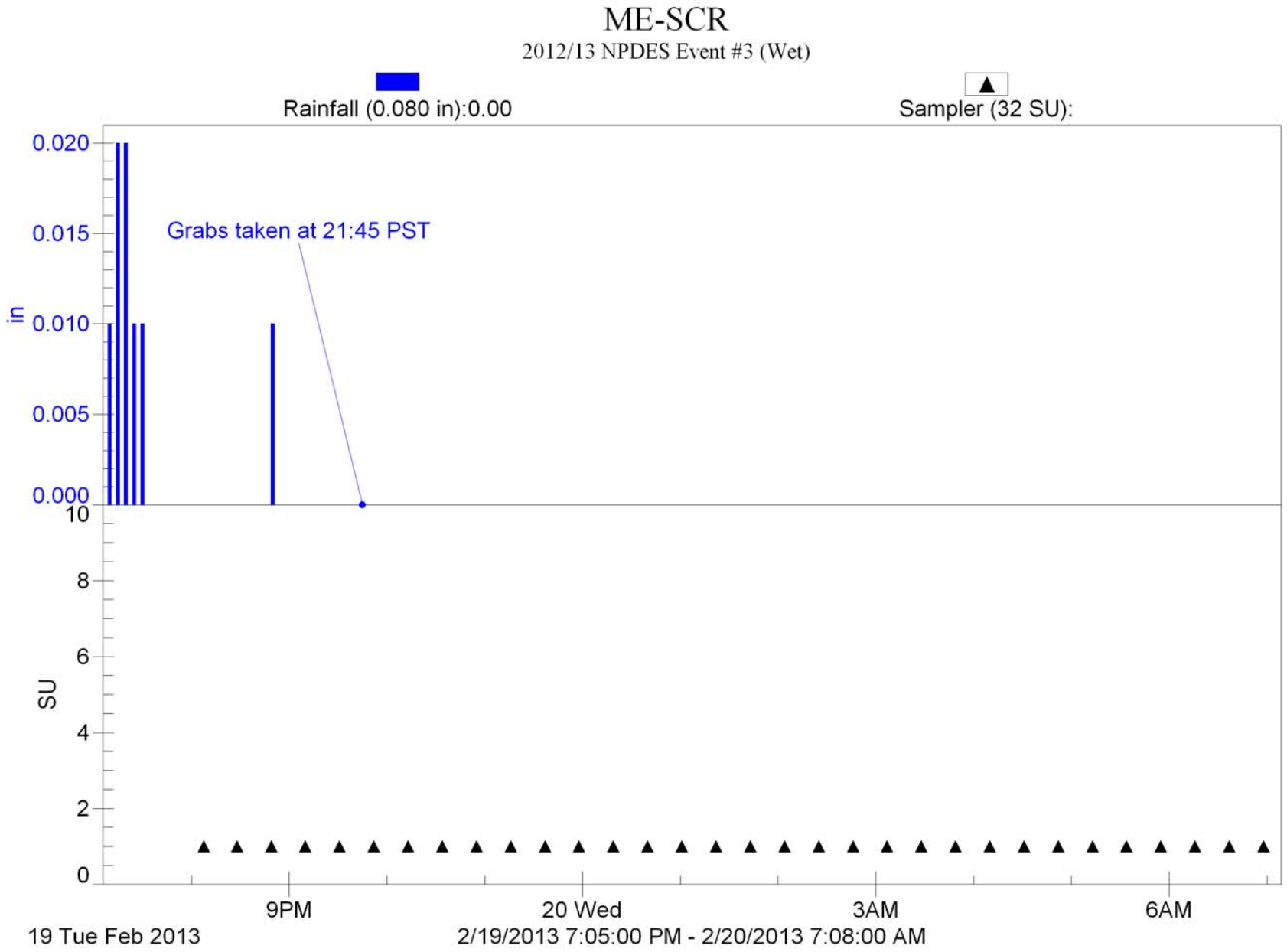
ME-SCR
2012/13 NPDES Event #3 (Wet)
Rainfall (0.080 in):0.00
Sampler (32 SU):
Grabs taken at 21:45 PST
in
0.020
0.015
0.010
0.005
0.000
SU
10
8
6
4
2
0
9PM
20 Wed
3AM
6AM
19 Tue Feb 2013
2/19/2013 7:05:00 PM - 2/20/2013 7:08:00 AM

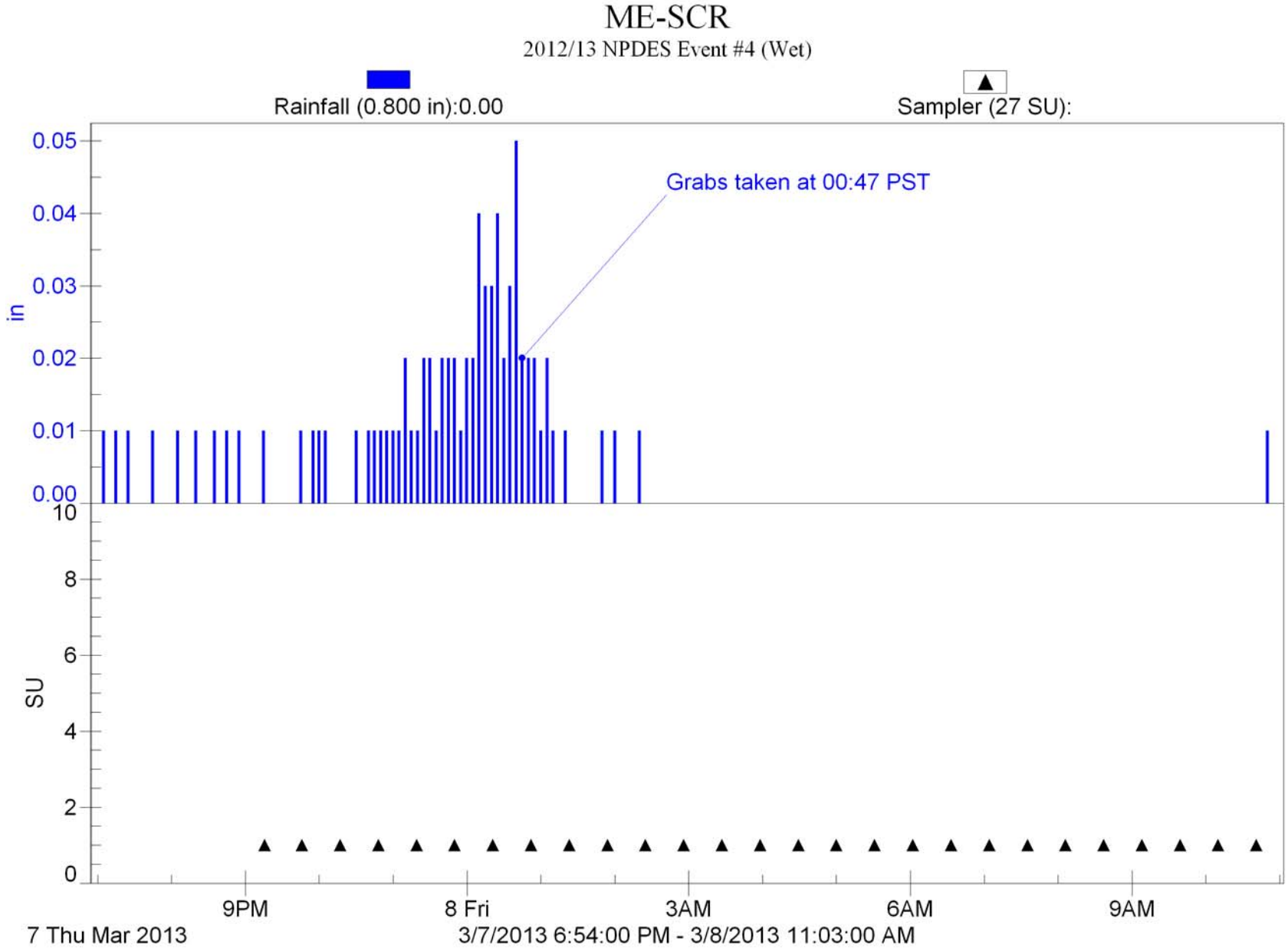
ME-SCR
2012/13 NPDES Event #4 (Wet)
Rainfall (0.800 in):0.00
Sampler (27 SU):
Grabs taken at 00:47 PST
in
0.05
0.04
0.03
0.02
0.01
0.00
SU
10
8
6
4
2
0
9PM
8 Fri
3AM
6AM
9AM
7 Thu Mar 2013
3/7/2013 6:54:00 PM - 3/8/2013 11:03:00 AM

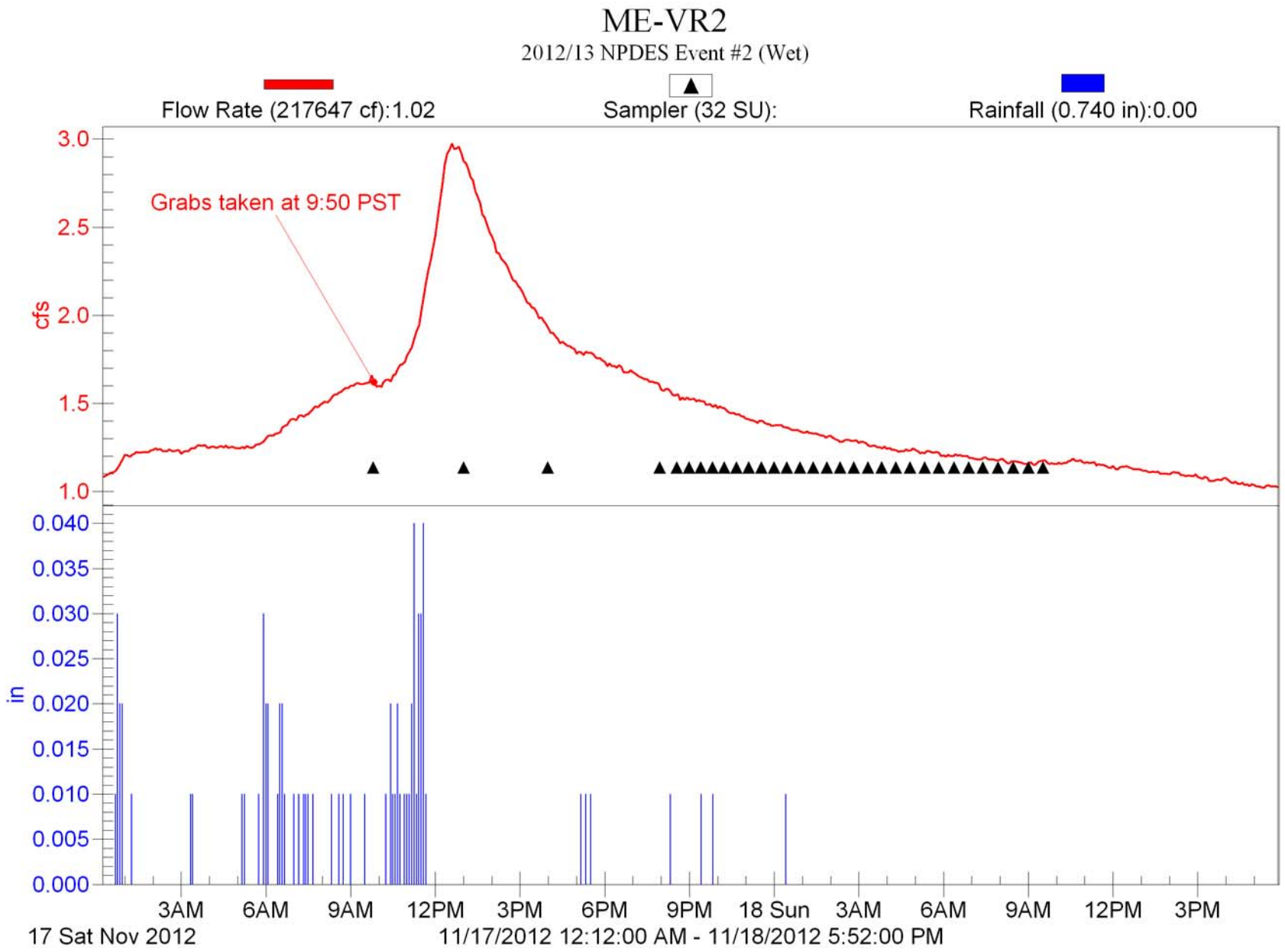
ME-VR2
2012/13 NPDES Event #2 (Wet)
Flow Rate (217647 cf):1.02
Sampler (32 SU):
Rainfall (0.740 in):0.00
Grabs taken at 9:50 PST
cfs
3.0
2.5
2.0
1.5
1.0
in
0.040
0.035
0.030
0.025
0.020
0.015
0.010
0.005
0.000
3AM
6AM
9AM
12PM
3PM
6PM
9PM
18 Sun
3AM
6AM
9AM
12PM
3PM
17 Sat Nov 2012
11/17/2012 12:12:00 AM - 11/18/2012 5:52:00 PM

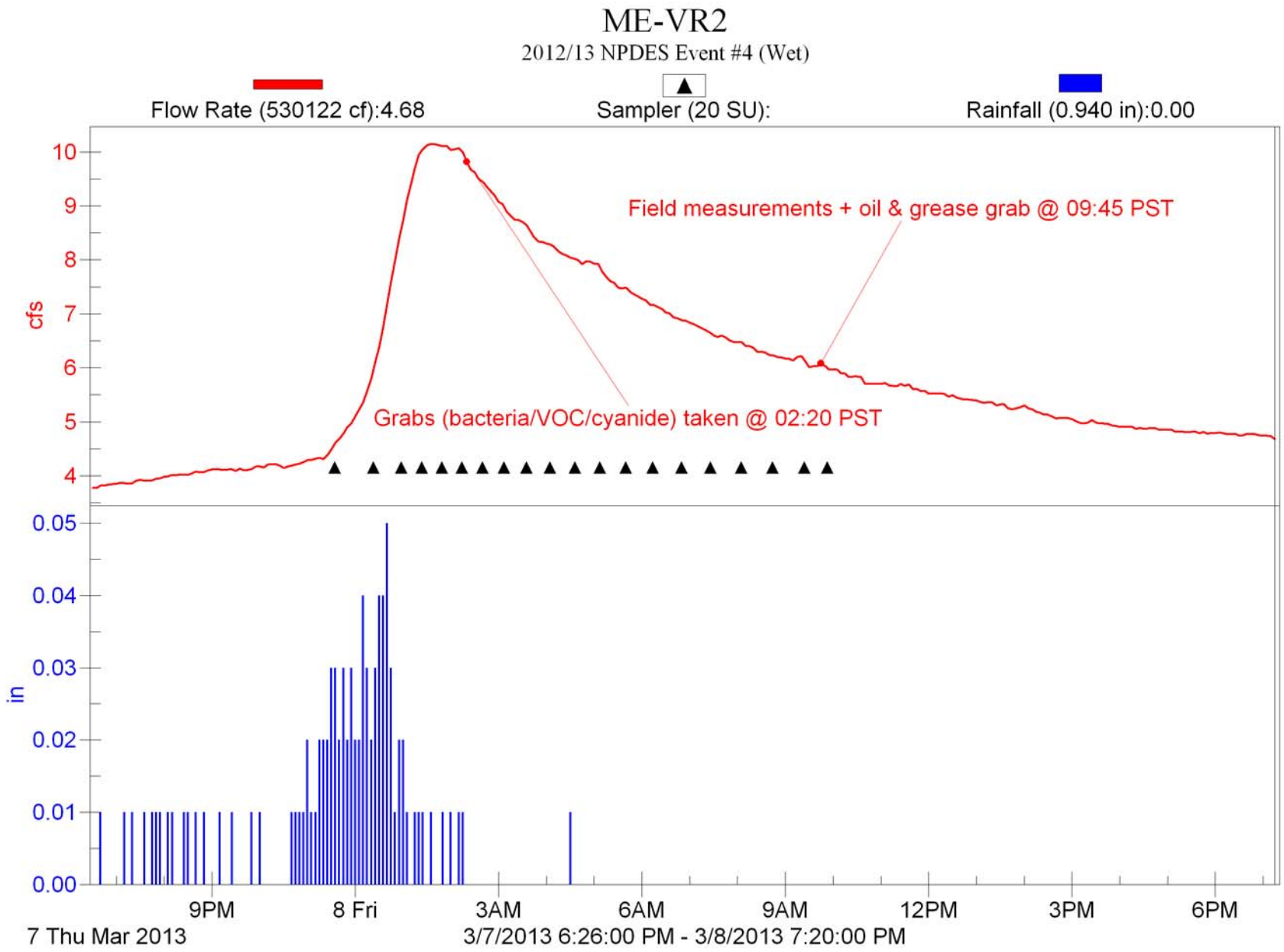
ME-VR2
2012/13 NPDES Event #4 (Wet)
Flow Rate (530122 cf):4.68
Sampler (20 SU):
Rainfall (0.940 in):0.00
Field measurements + oil & grease grab @ 09:45 PST
Grabs (bacteria/VOC/cyanide) taken @ 02:20 PST
cfs
10
9
8
7
6
5
4
in
0.05
0.04
0.03
0.02
0.01
0.00
9PM
8 Fri
3AM
6AM
9AM
12PM
3PM
6PM
7 Thu Mar 2013
3/7/2013 6:26:00 PM - 3/8/2013 7:20:00 PM

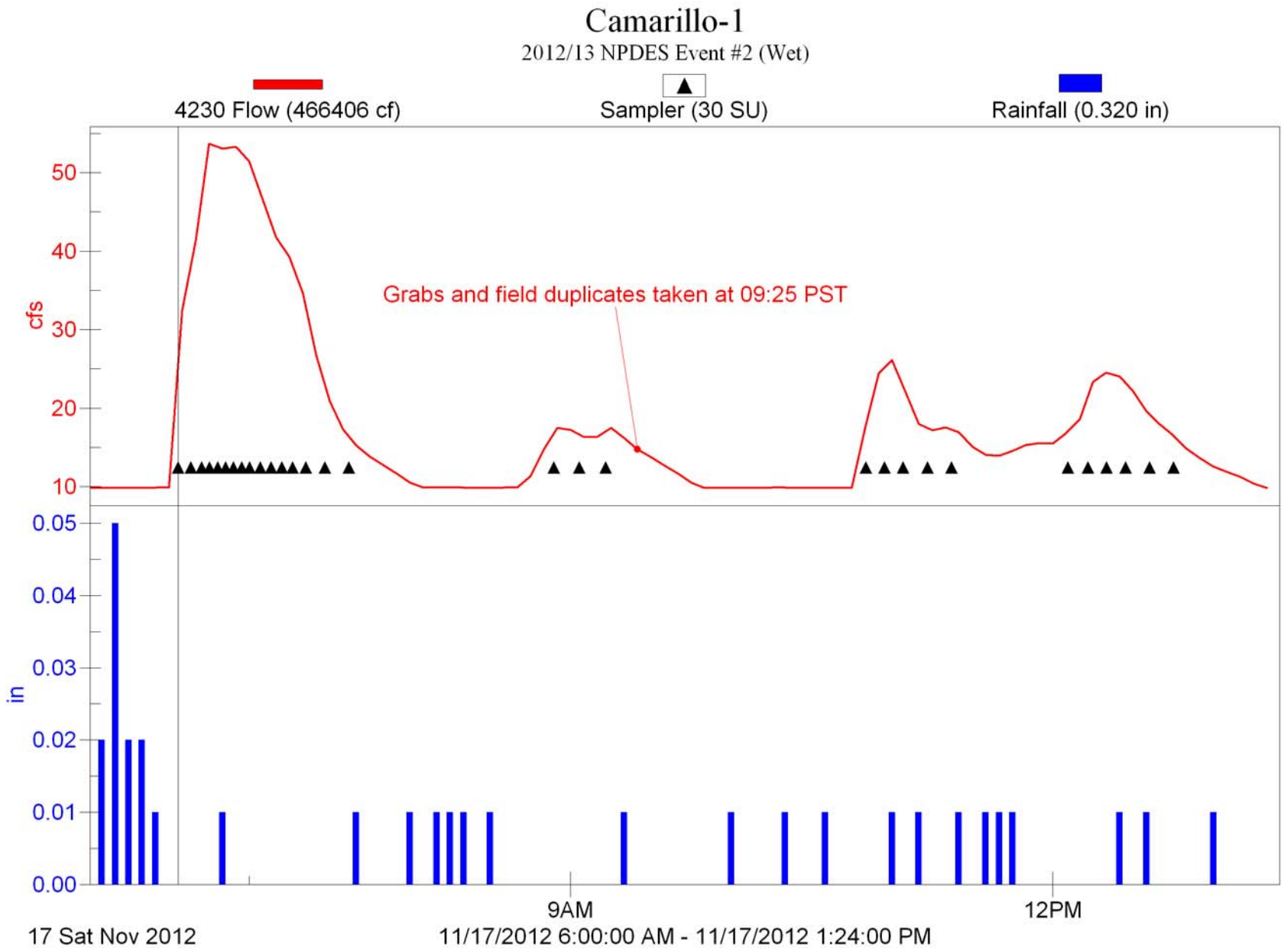
Camarillo-1
2012/13 NPDES Event #2 (Wet)
4230 Flow (466406 cf)
Sampler (30 SU)
Rainfall (0.320 in)
cfs
50
40
30
20
10
Grabs and field duplicates taken at 09:25 PST
in
0.05
0.04
0.03
0.02
0.01
0.00
9AM
12PM
17 Sat Nov 2012
11/17/2012 6:00:00 AM - 11/17/2012 1:24:00 PM

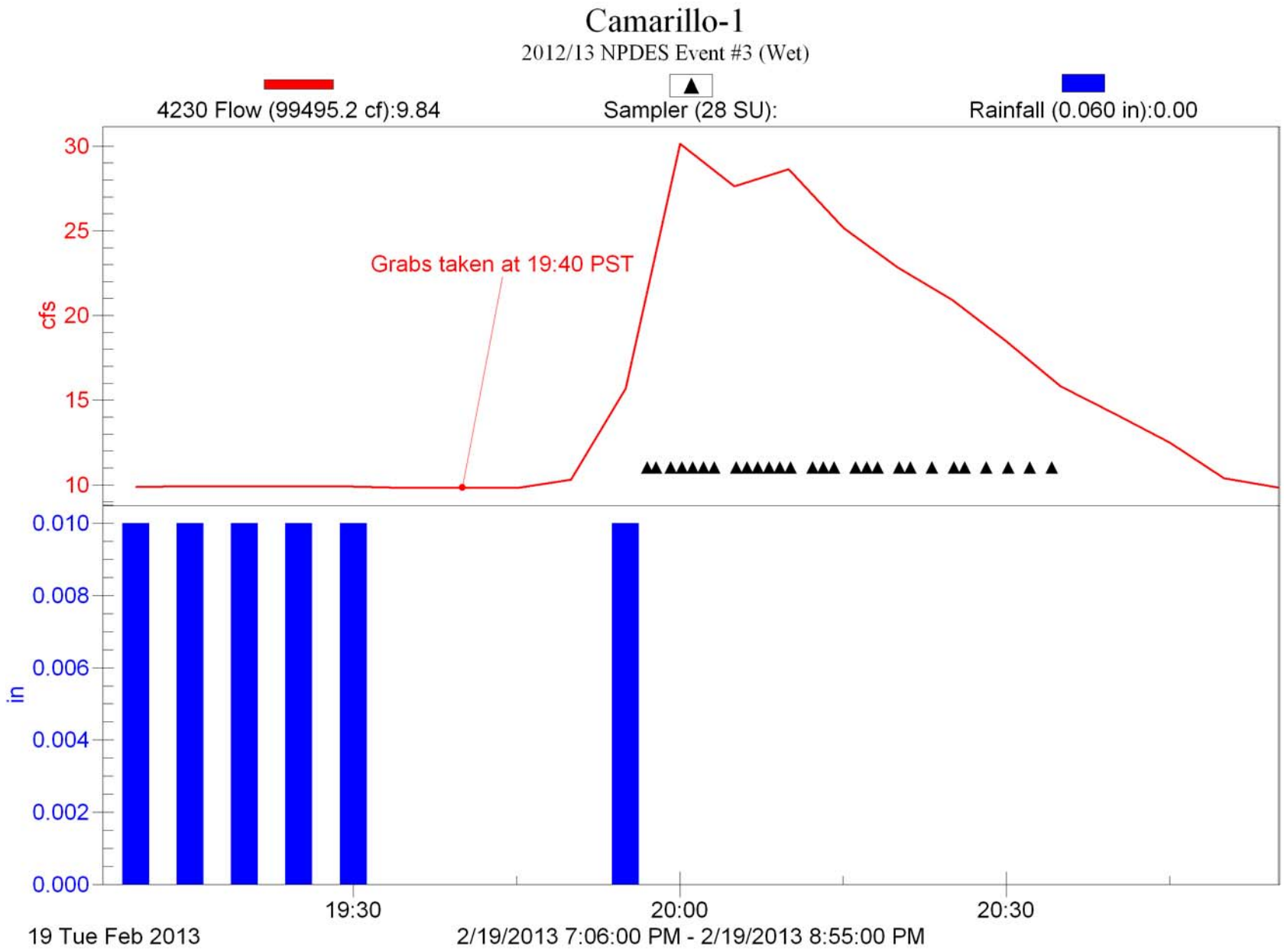
Camarillo-1
2012/13 NPDES Event #3 (Wet)
4230 Flow (99495.2 cf):9.84
Sampler (28 SU):
Rainfall (0.060 in):0.00
Grabs taken at 19:40 PST
cfs
30
25
20
15
10
in
0.010
0.008
0.006
0.004
0.002
0.000
19:30
20:00
20:30
19 Tue Feb 2013
2/19/2013 7:06:00 PM - 2/19/2013 8:55:00 PM

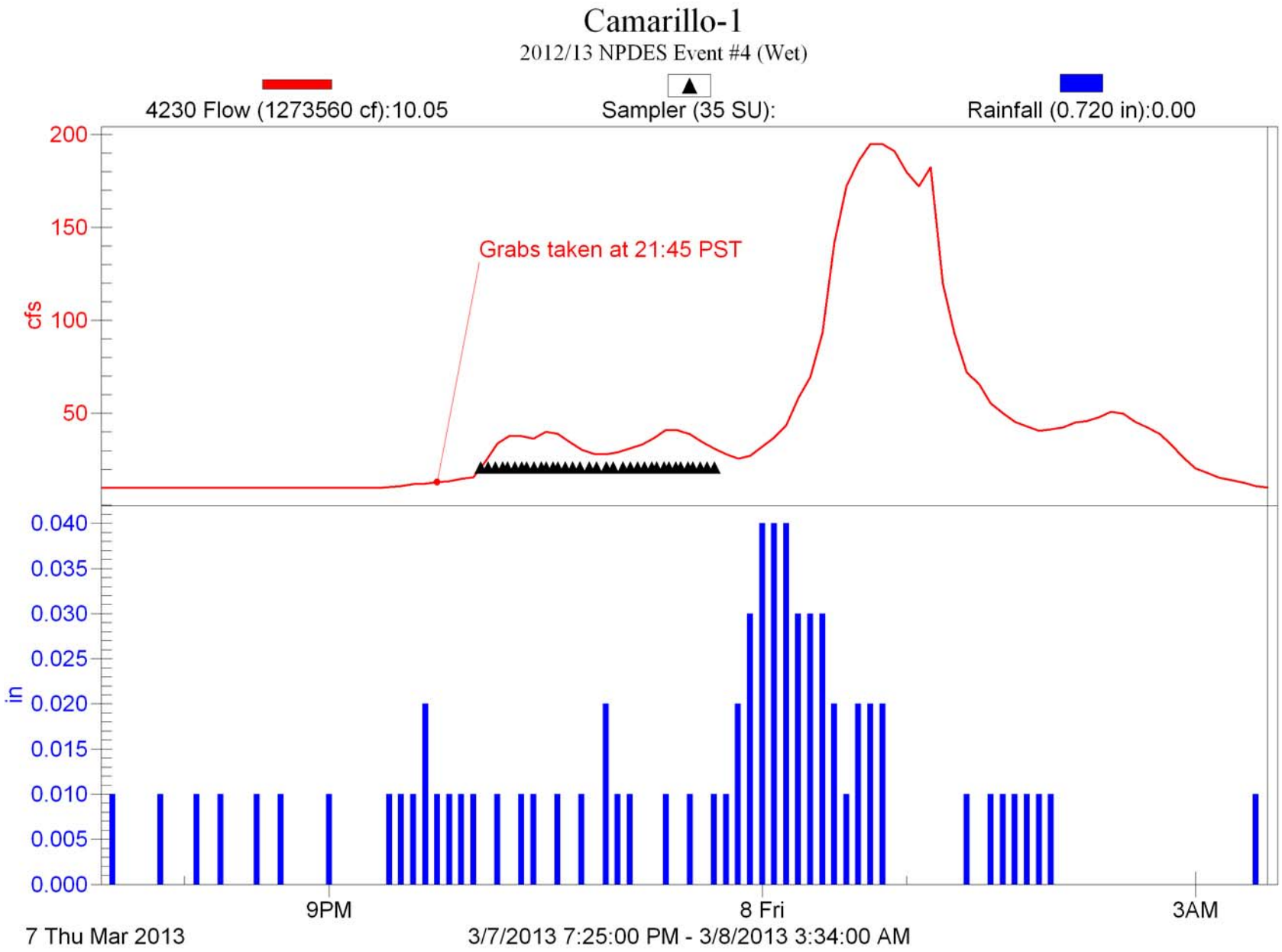
Camarillo-1
2012/13 NPDES Event #4 (Wet)
4230 Flow (1273560 cf):10.05
Sampler (35 SU):
Rainfall (0.720 in):0.00
Grabs taken at 21:45 PST
cfs
200
150
100
50
in
0.040
0.035
0.030
0.025
0.020
0.015
0.010
0.005
0.000
9PM
8 Fri
3AM
7 Thu Mar 2013
3/7/2013 7:25:00 PM - 3/8/2013 3:34:00 AM

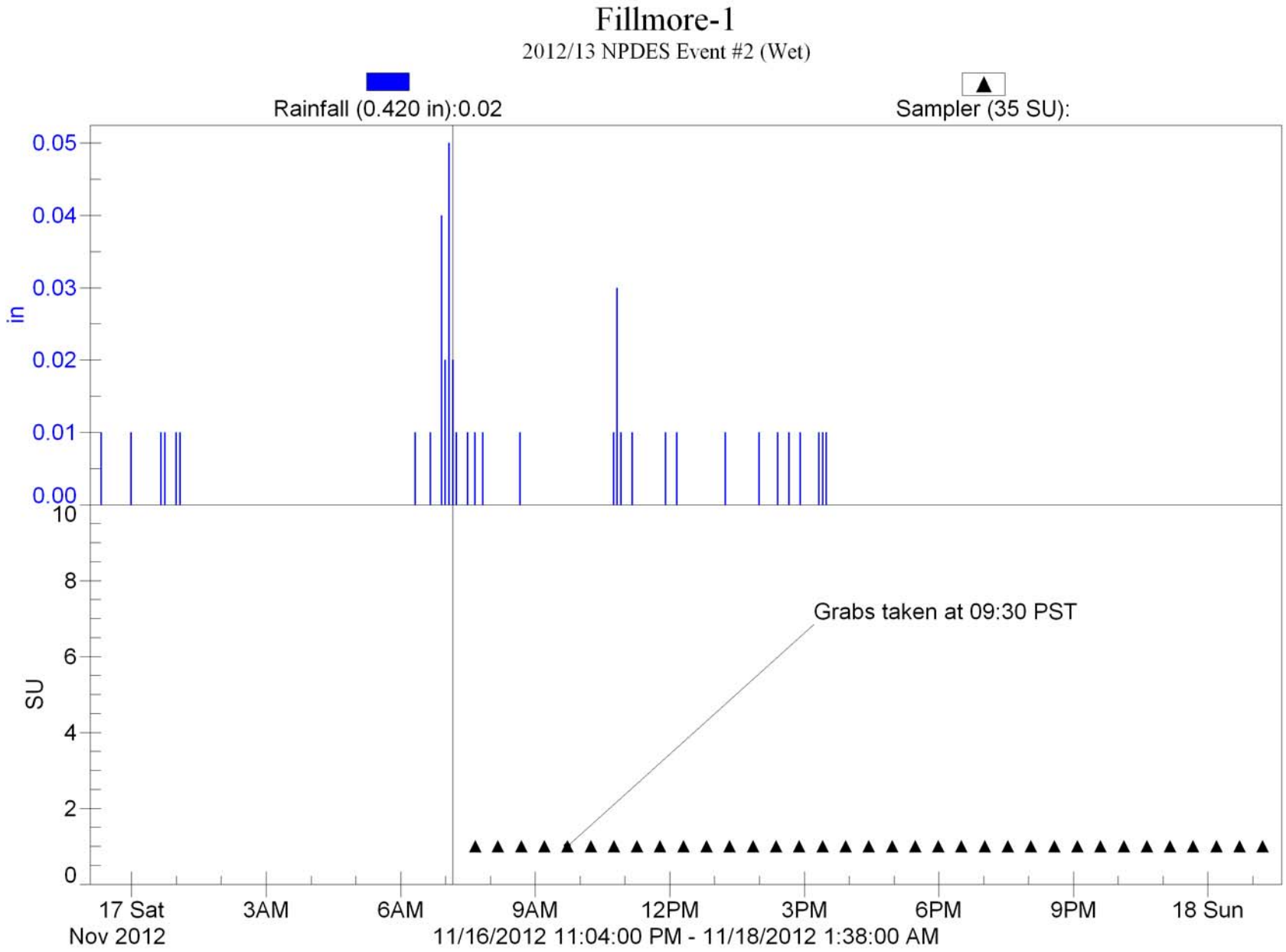
Fillmore-1
2012/13 NPDES Event #2 (Wet)
Rainfall (0.420 in):0.02
Sampler (35 SU):
in
0.05
0.04
0.03
0.02
0.01
0.00
SU
10
8
6
4
2
0
Grabs taken at 09:30 PST
17 Sat
Nov 2012
3AM
6AM
9AM
12PM
3PM
6PM
9PM
18 Sun
11/16/2012 11:04:00 PM - 11/18/2012 1:38:00 AM

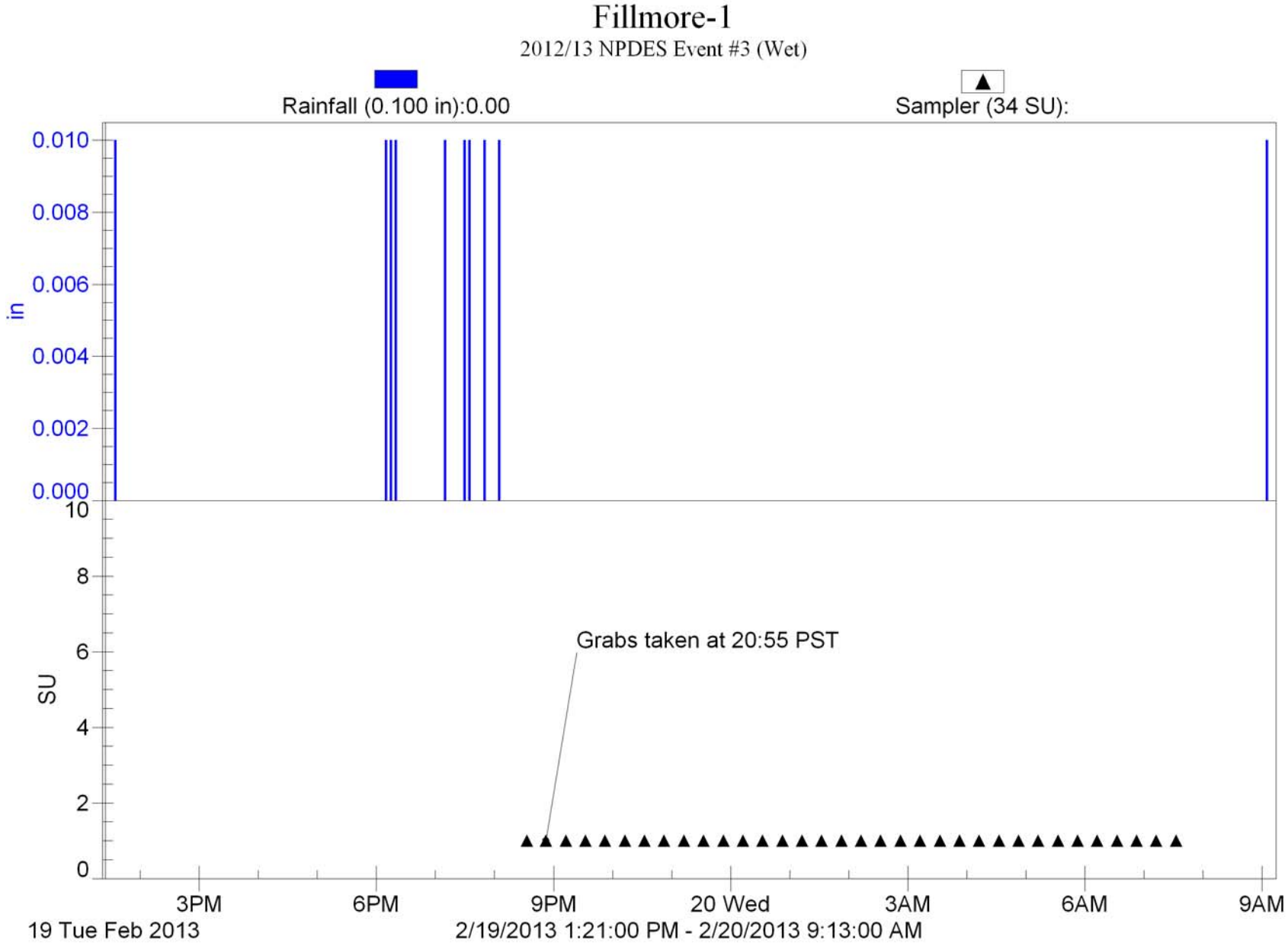
Fillmore-1
2012/13 NPDES Event #3 (Wet)
Rainfall (0.100 in):0.00
Sampler (34 SU):
0.010
0.008
0.006
0.004
0.002
0.000
in
10
8
6
4
2
0
SU
Grabs taken at 20:55 PST
3PM
6PM
9PM
20 Wed
3AM
6AM
9AM
19 Tue Feb 2013
2/19/2013 1:21:00 PM - 2/20/2013 9:13:00 AM

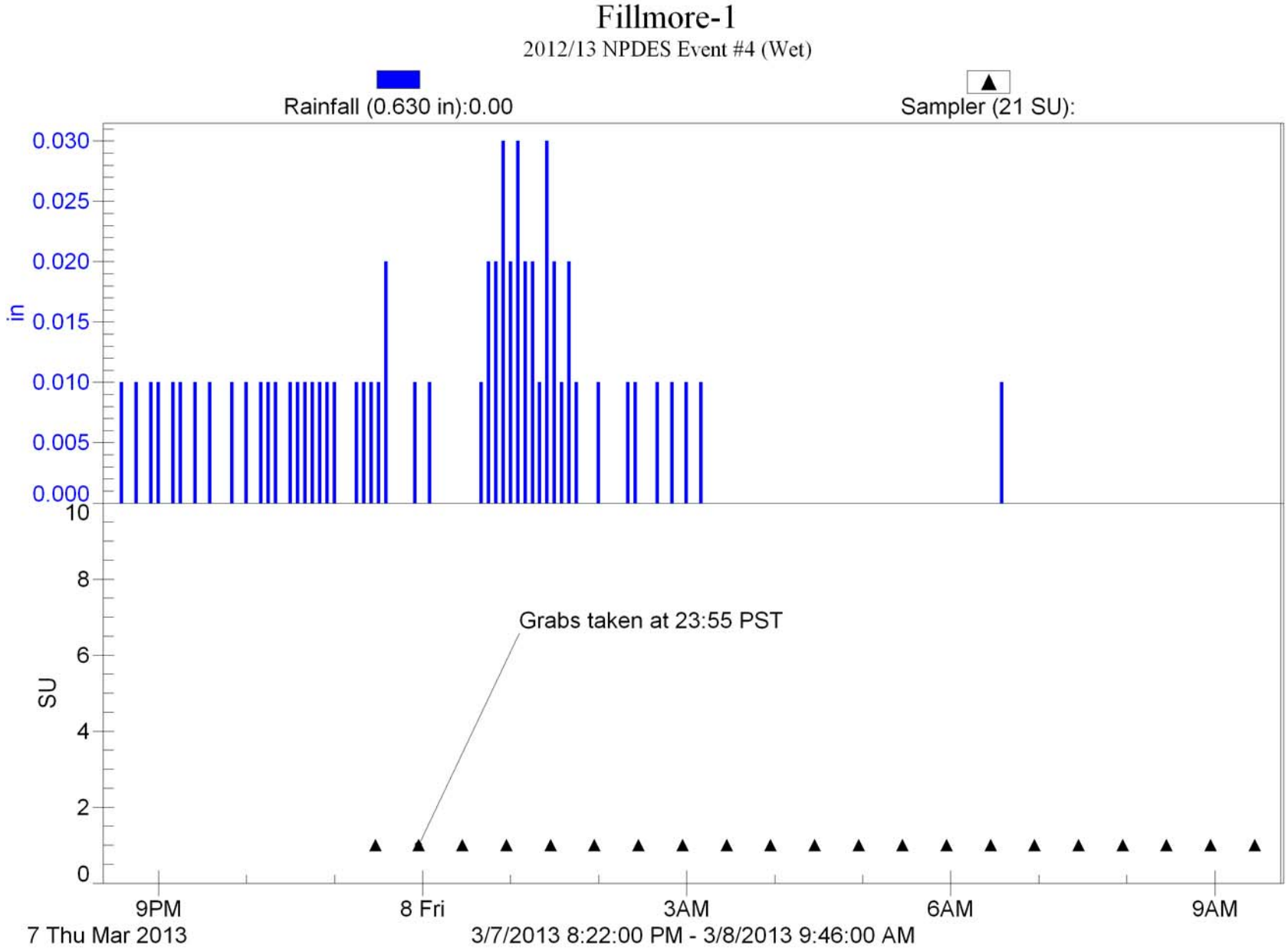
Fillmore-1
2012/13 NPDES Event #4 (Wet)
Rainfall (0.630 in):0.00
Sampler (21 SU):
in
0.030
0.025
0.020
0.015
0.010
0.005
0.000
SU
10
8
6
4
2
0
Grabs taken at 23:55 PST
9PM
7 Thu Mar 2013
8 Fri
3AM
6AM
9AM
3/7/2013 8:22:00 PM - 3/8/2013 9:46:00 AM

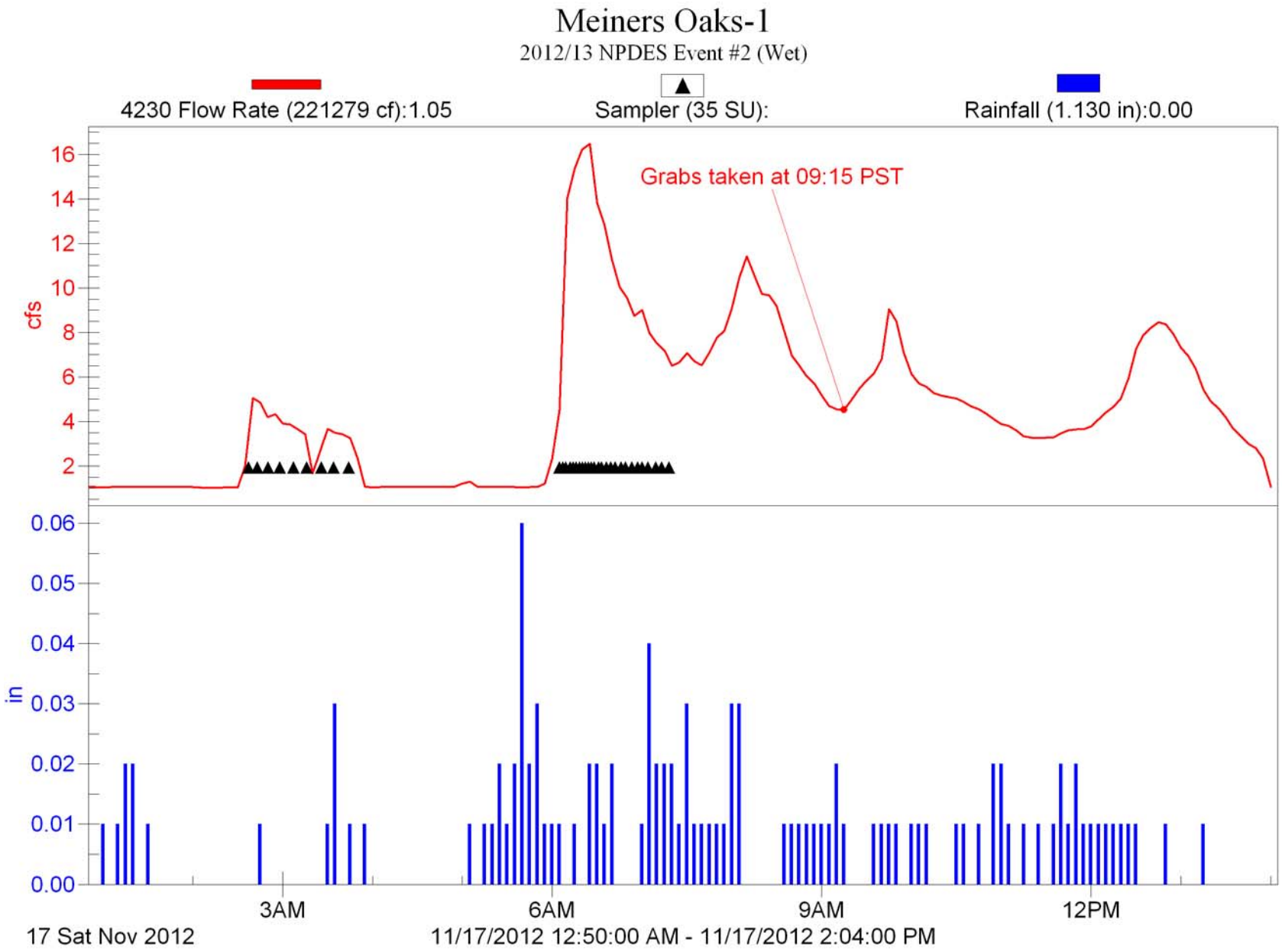
Meiners Oaks-1
2012/13 NPDES Event #2 (Wet)
4230 Flow Rate (221279 cf):1.05
Sampler (35 SU):
Rainfall (1.130 in):0.00
Grabs taken at 09:15 PST
cfs
16
14
12
10
8
6
4
2
in
0.06
0.05
0.04
0.03
0.02
0.01
0.00
3AM
6AM
9AM
12PM
17 Sat Nov 2012
11/17/2012 12:50:00 AM - 11/17/2012 2:04:00 PM

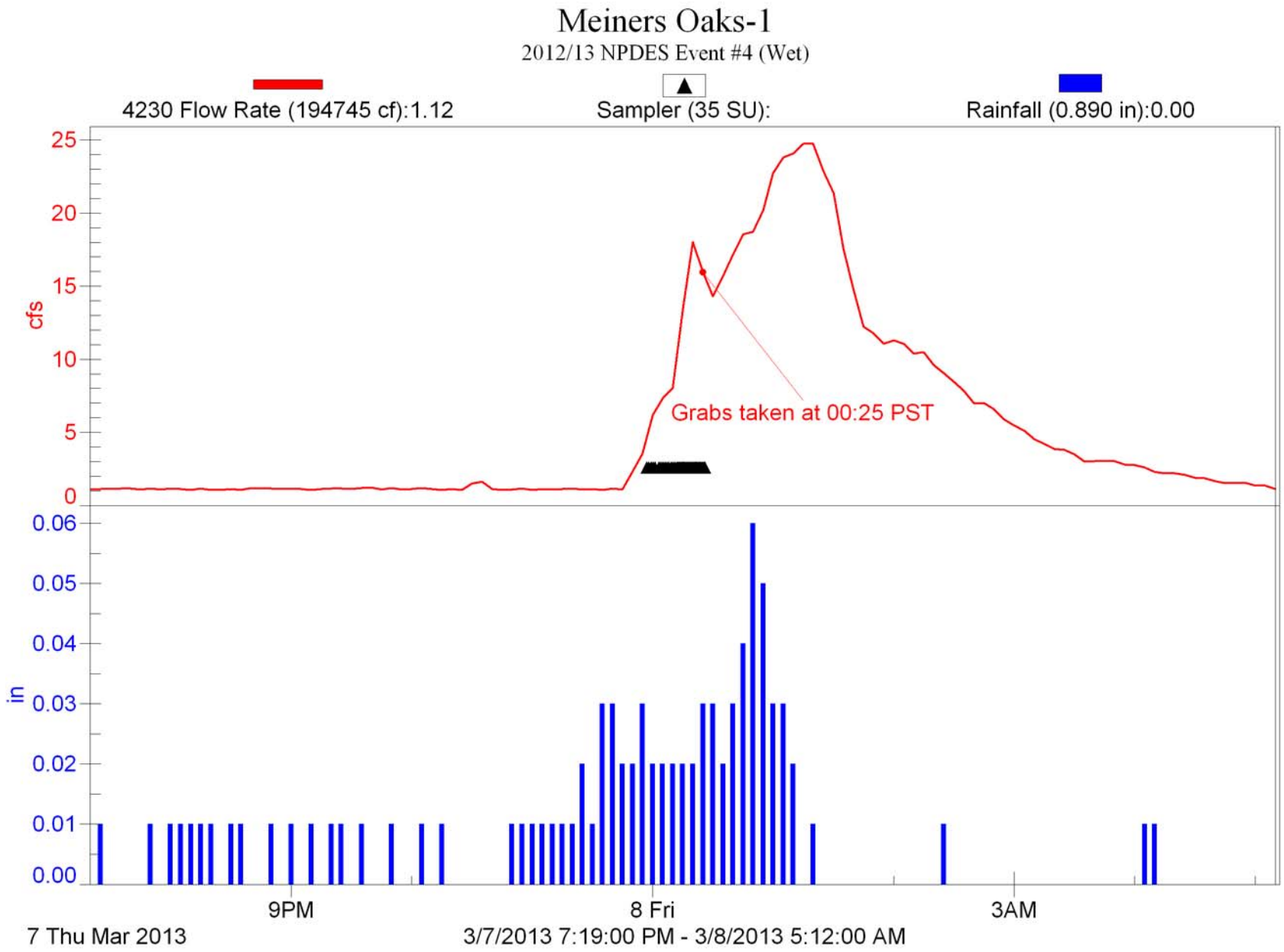
Meiners Oaks-1
2012/13 NPDES Event #4 (Wet)
4230 Flow Rate (194745 cf):1.12
Sampler (35 SU):
Rainfall (0.890 in):0.00
cfs
25
20
15
10
5
0
Grabs taken at 00:25 PST
in
0.06
0.05
0.04
0.03
0.02
0.01
0.00
9PM
8 Fri
3AM
7 Thu Mar 2013
3/7/2013 7:19:00 PM - 3/8/2013 5:12:00 AM

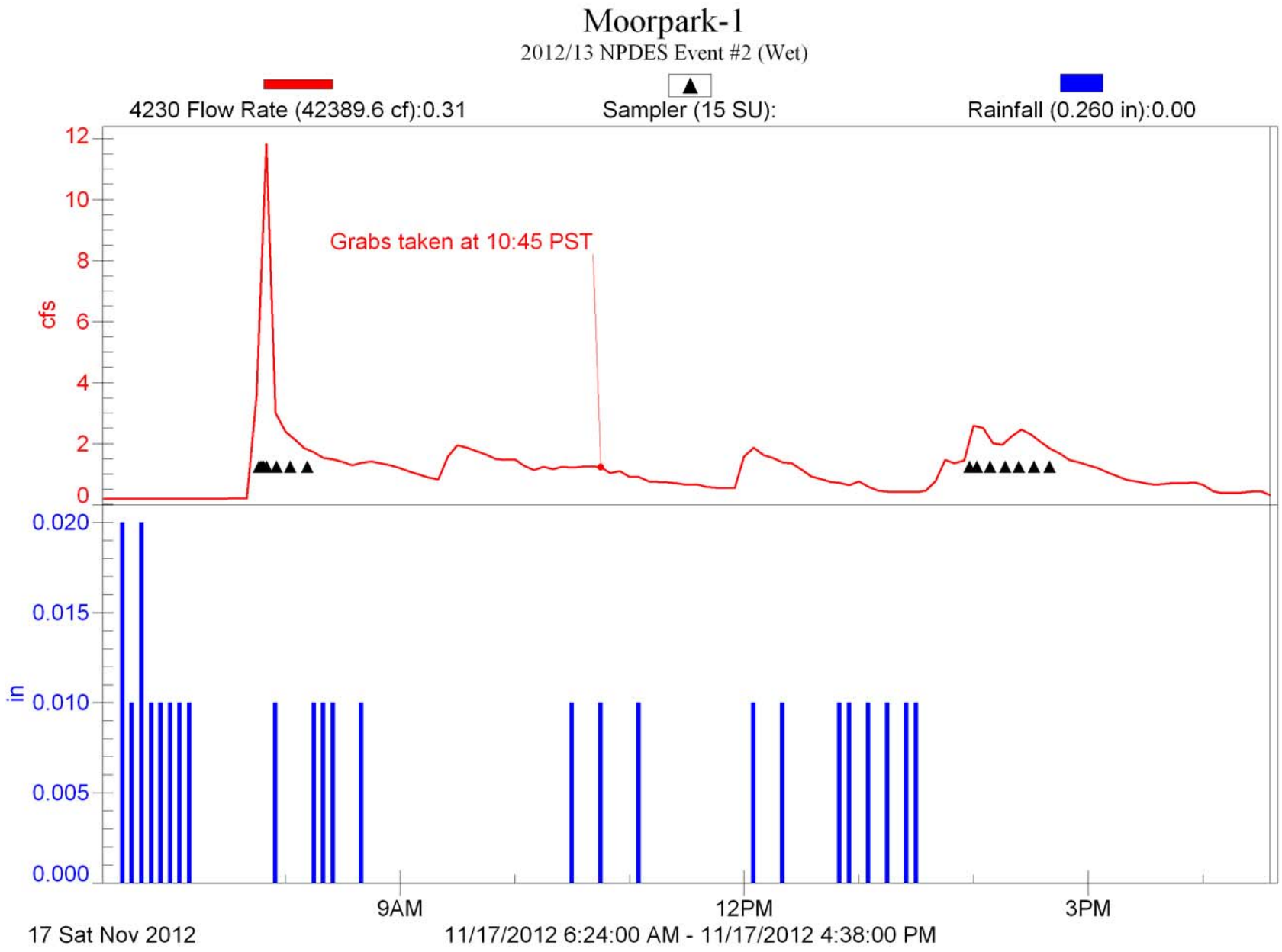
Moorpark-1
2012/13 NPDES Event #2 (Wet)
4230 Flow Rate (42389.6 cf):0.31
Sampler (15 SU):
Rainfall (0.260 in):0.00
Grabs taken at 10:45 PST
cfs
12
10
8
6
4
2
0
in
0.020
0.015
0.010
0.005
0.000
9AM
12PM
3PM
17 Sat Nov 2012
11/17/2012 6:24:00 AM - 11/17/2012 4:38:00 PM

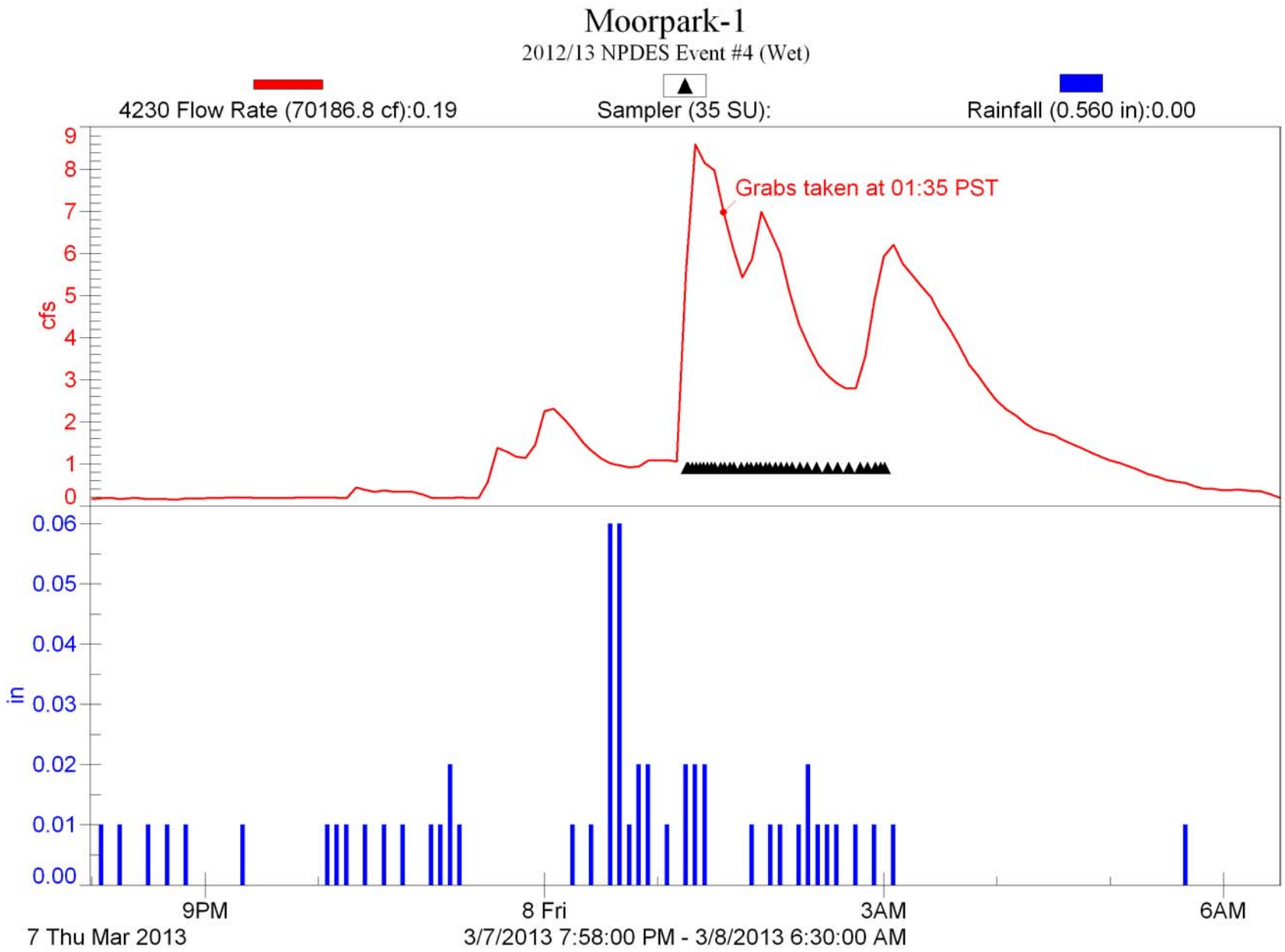
Moorpark-1
2012/13 NPDES Event #4 (Wet)
4230 Flow Rate (70186.8 cf):0.19
Sampler (35 SU):
Rainfall (0.560 in):0.00
Grabs taken at 01:35 PST
cfs
in
9PM
8 Fri
3AM
6AM
7 Thu Mar 2013
3/7/2013 7:58:00 PM - 3/8/2013 6:30:00 AM

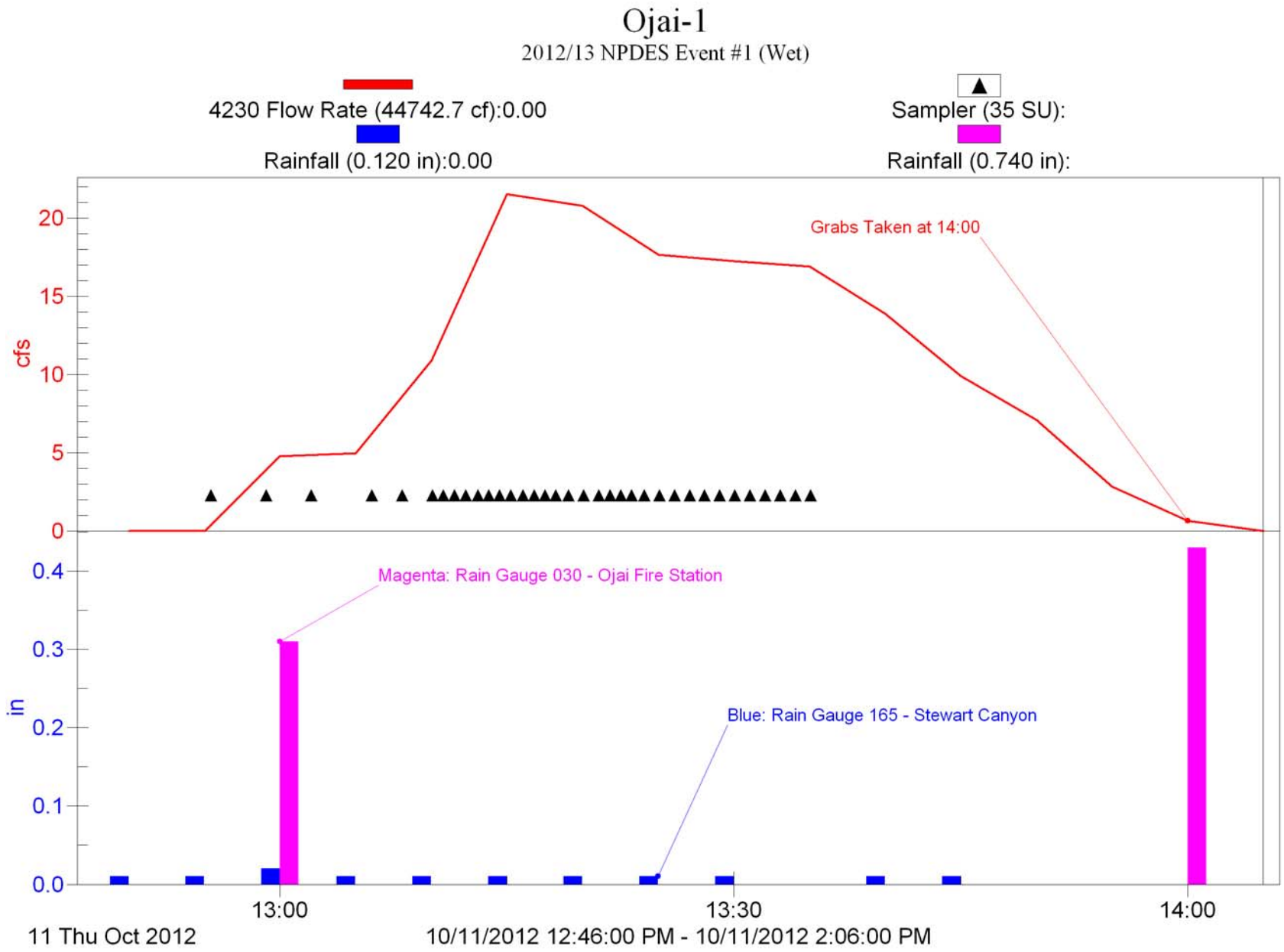
Ojai-1
2012/13 NPDES Event #1 (Wet)
4230 Flow Rate (44742.7 cf):0.00
Sampler (35 SU):
Rainfall (0.120 in):0.00
Rainfall (0.740 in):
Grabs Taken at 14:00
cfs
20
15
10
5
0
Magenta: Rain Gauge 030 - Ojai Fire Station
Blue: Rain Gauge 165 - Stewart Canyon
in
0.4
0.3
0.2
0.1
0.0
13:00
13:30
14:00
11 Thu Oct 2012
10/11/2012 12:46:00 PM - 10/11/2012 2:06:00 PM

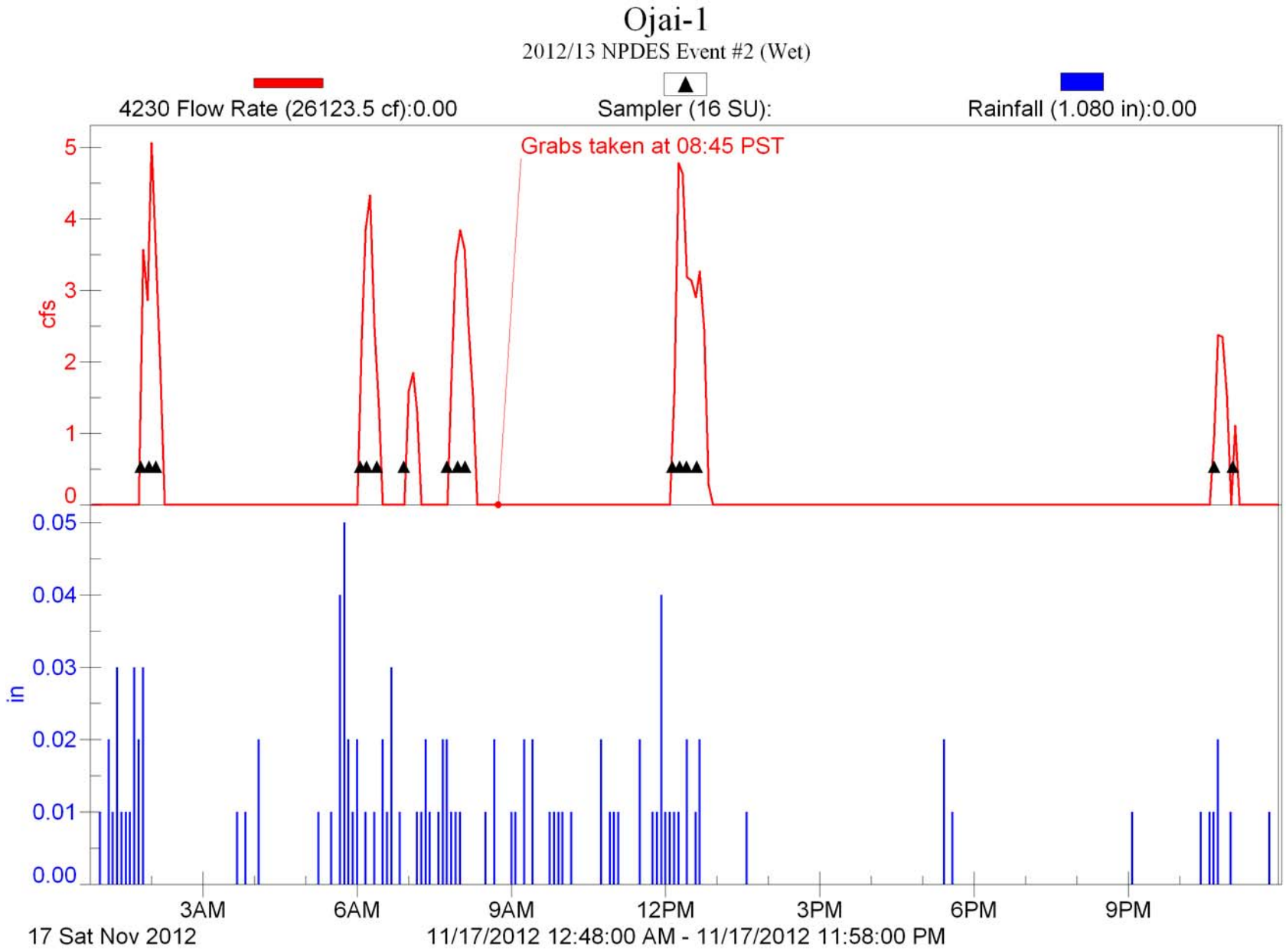
Ojai-1
2012/13 NPDES Event #2 (Wet)
4230 Flow Rate (26123.5 cf):0.00
Sampler (16 SU):
Rainfall (1.080 in):0.00
Grabs taken at 08:45 PST
cfs
5
4
3
2
1
0
in
0.05
0.04
0.03
0.02
0.01
0.00
3AM
6AM
9AM
12PM
3PM
6PM
9PM
17 Sat Nov 2012
11/17/2012 12:48:00 AM - 11/17/2012 11:58:00 PM

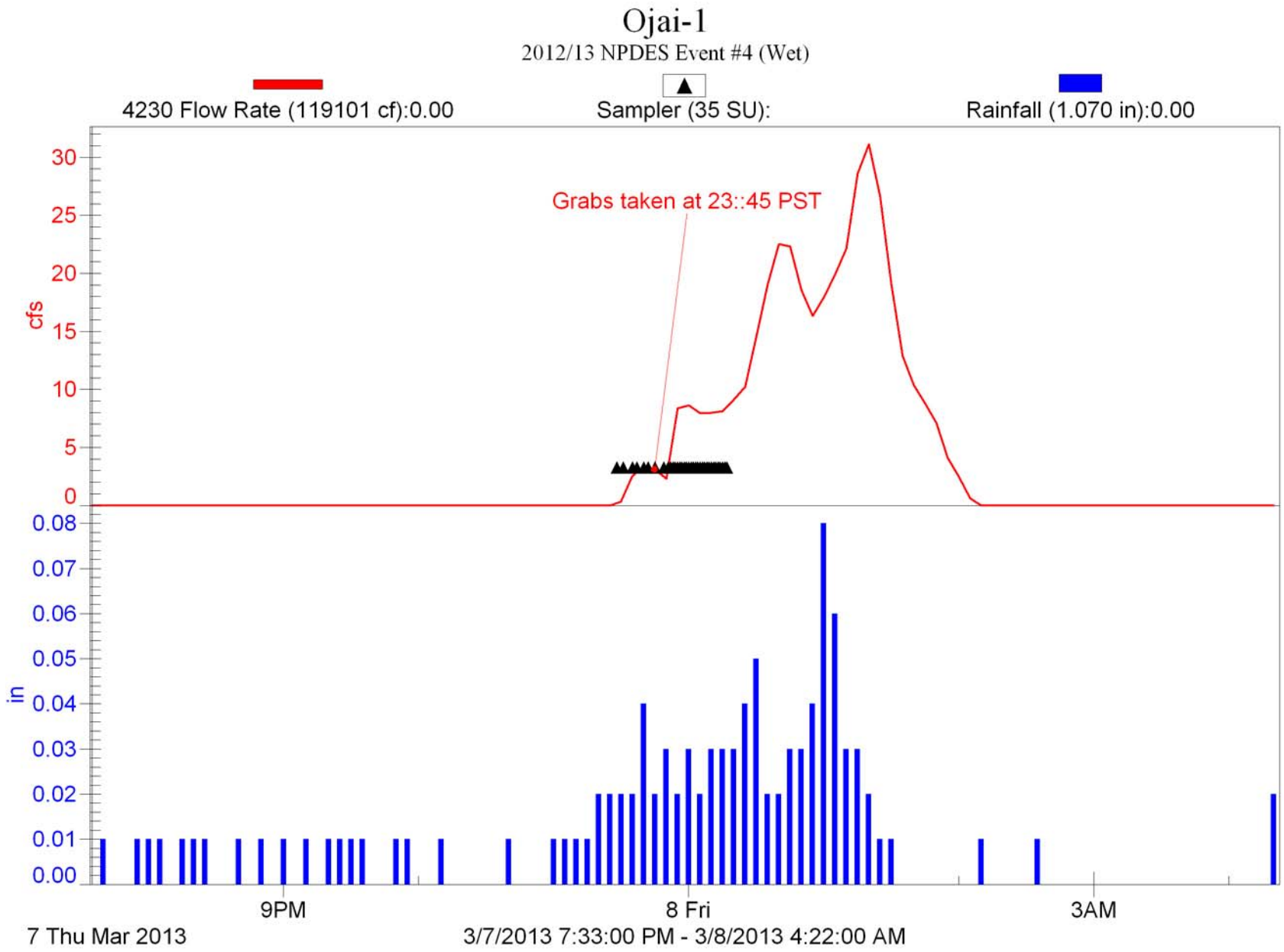
Ojai-1
2012/13 NPDES Event #4 (Wet)
4230 Flow Rate (119101 cf):0.00
Sampler (35 SU):
Rainfall (1.070 in):0.00
Grabs taken at 23::45 PST
cfs
30
25
20
15
10
5
0
in
0.08
0.07
0.06
0.05
0.04
0.03
0.02
0.01
0.00
9PM
8 Fri
3AM
7 Thu Mar 2013
3/7/2013 7:33:00 PM - 3/8/2013 4:22:00 AM

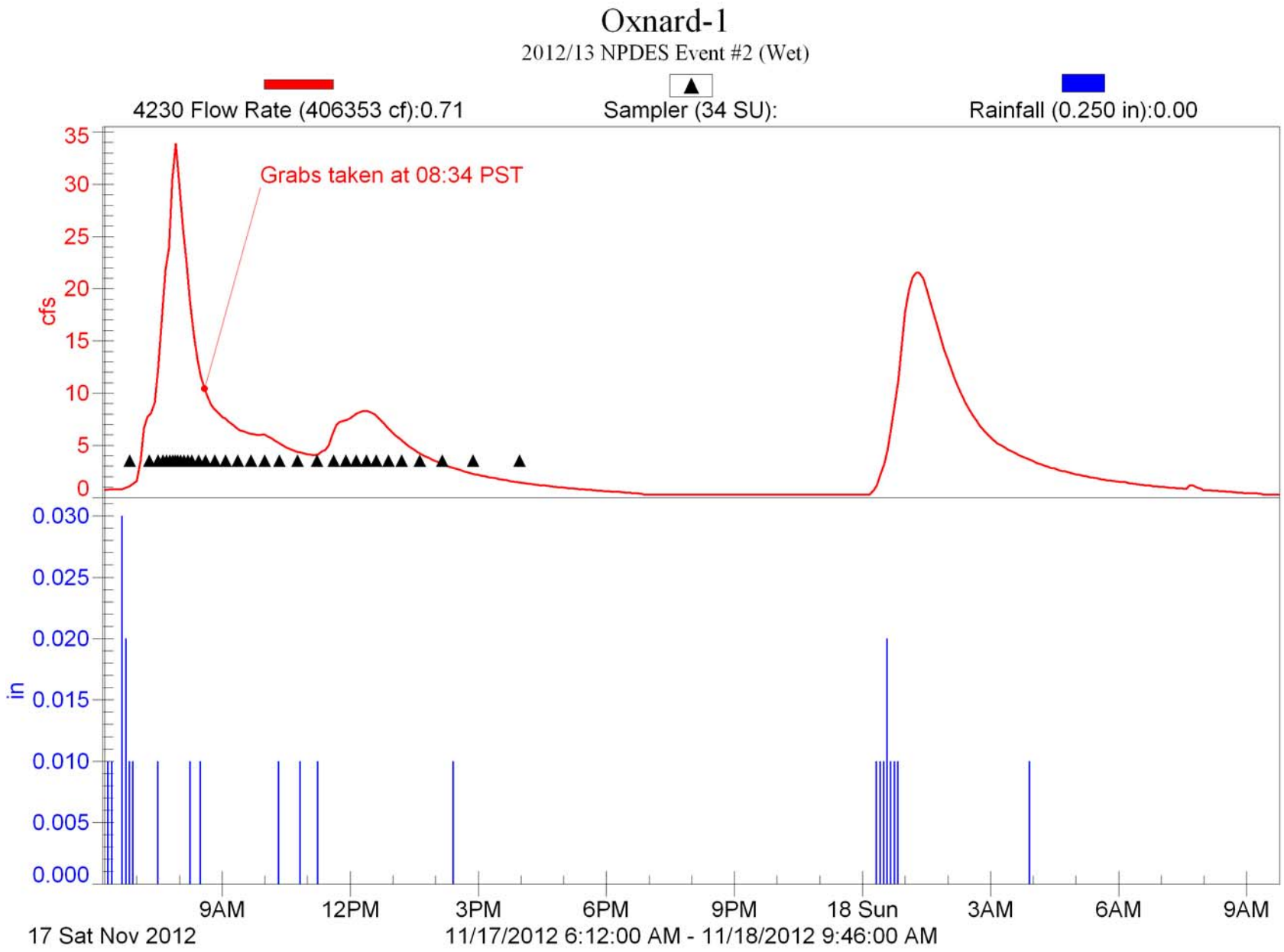
Oxnard-1
2012/13 NPDES Event #2 (Wet)
4230 Flow Rate (406353 cf):0.71
Sampler (34 SU):
Rainfall (0.250 in):0.00
Grabs taken at 08:34 PST
cfs
35
30
25
20
15
10
5
0
in
0.030
0.025
0.020
0.015
0.010
0.005
0.000
9AM
12PM
3PM
6PM
9PM
18 Sun
3AM
6AM
9AM
17 Sat Nov 2012
11/17/2012 6:12:00 AM - 11/18/2012 9:46:00 AM

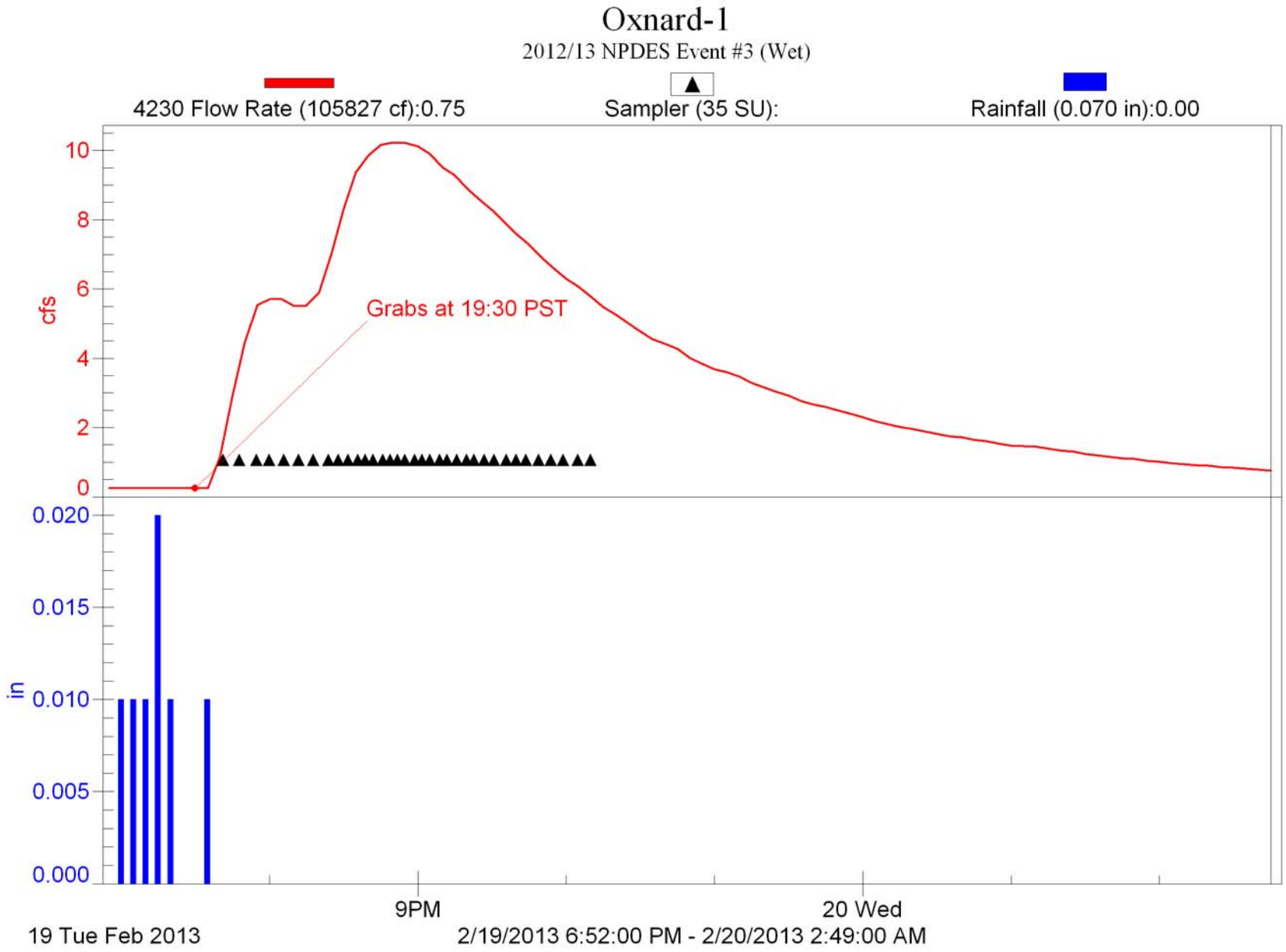
Oxnard-1
2012/13 NPDES Event #3 (Wet)
4230 Flow Rate (105827 cf):0.75
Sampler (35 SU):
Rainfall (0.070 in):0.00
cfs
10
8
6
4
2
0
Grabs at 19:30 PST
in
0.020
0.015
0.010
0.005
0.000
9PM
20 Wed
19 Tue Feb 2013
2/19/2013 6:52:00 PM - 2/20/2013 2:49:00 AM

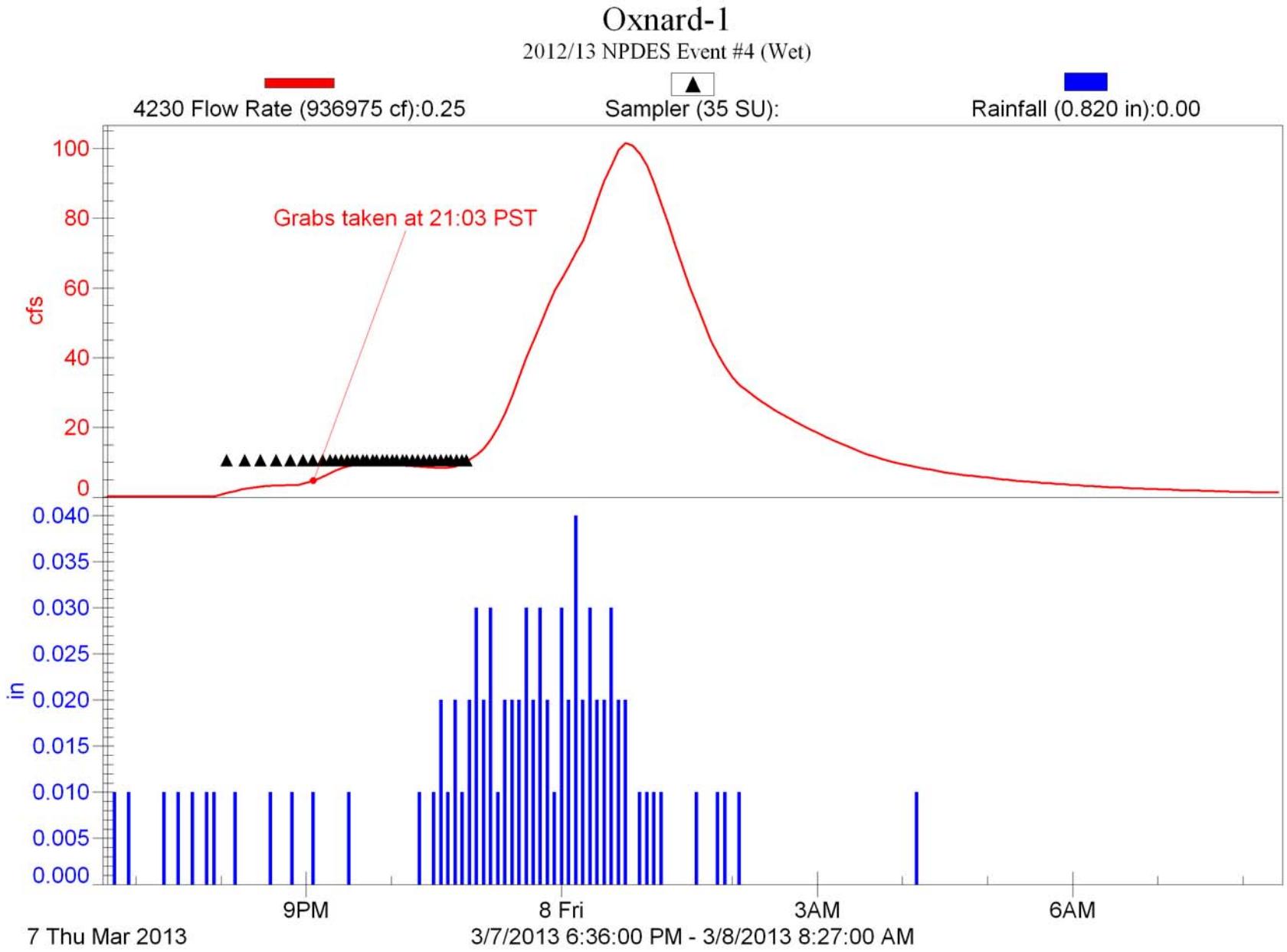
Oxnard-1
2012/13 NPDES Event #4 (Wet)
4230 Flow Rate (936975 cf):0.25
Sampler (35 SU):
Rainfall (0.820 in):0.00
Grabs taken at 21:03 PST
cfs
100
80
60
40
20
0
in
0.040
0.035
0.030
0.025
0.020
0.015
0.010
0.005
0.000
9PM
8 Fri
3AM
6AM
7 Thu Mar 2013
3/7/2013 6:36:00 PM - 3/8/2013 8:27:00 AM

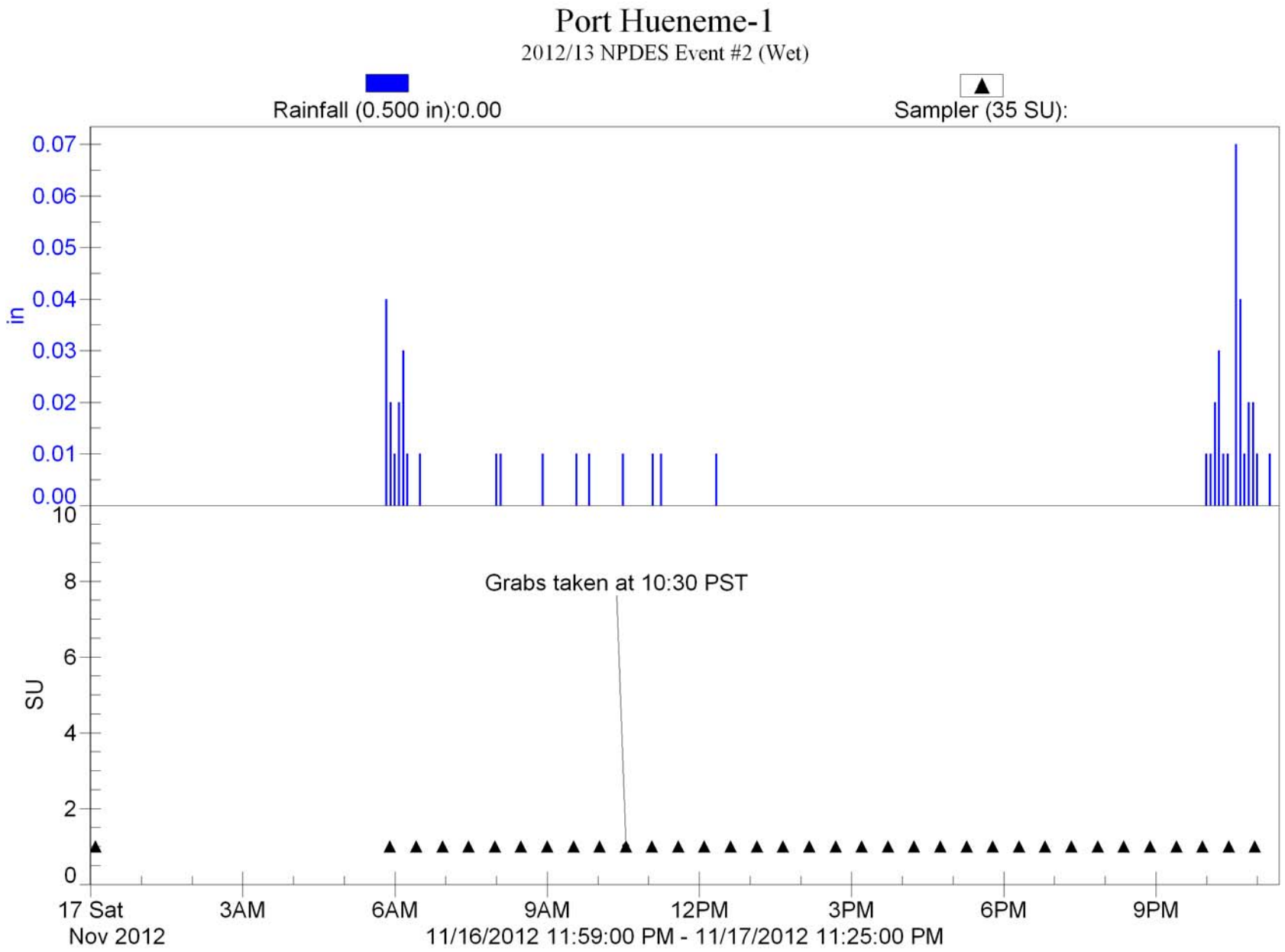
Port Hueneme-1
2012/13 NPDES Event #2 (Wet)
Rainfall (0.500 in):0.00
Sampler (35 SU):
in
0.07
0.06
0.05
0.04
0.03
0.02
0.01
0.00
SU
10
8
6
4
2
0
Grabs taken at 10:30 PST
17 Sat
Nov 2012
3AM
6AM
9AM
12PM
3PM
6PM
9PM
11/16/2012 11:59:00 PM - 11/17/2012 11:25:00 PM

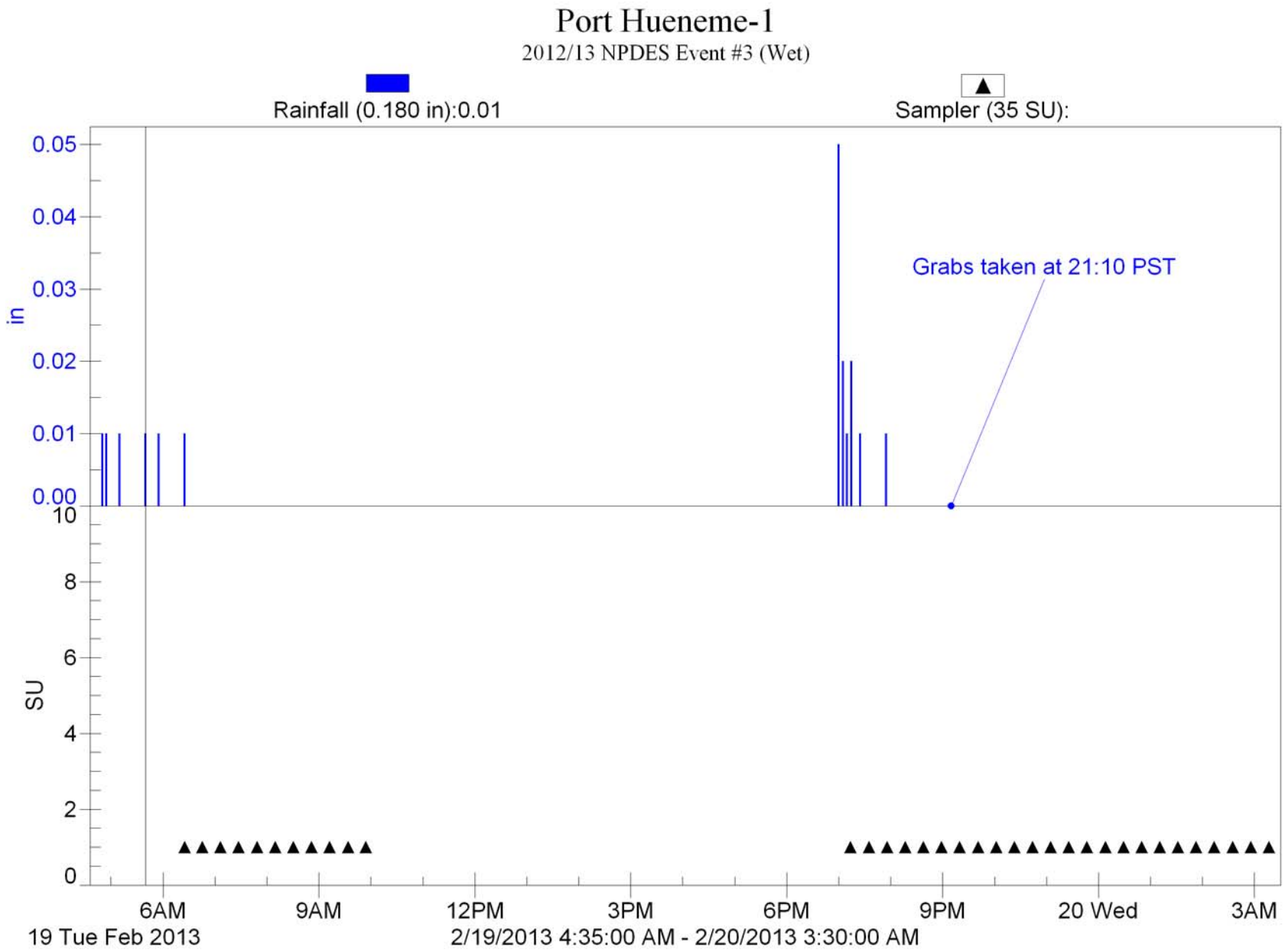
Port Hueneme-1
2012/13 NPDES Event #3 (Wet)
Rainfall (0.180 in):0.01
Sampler (35 SU):
Grabs taken at 21:10 PST
in
0.05
0.04
0.03
0.02
0.01
0.00
SU
10
8
6
4
2
0
6AM
9AM
12PM
3PM
6PM
9PM
20 Wed
3AM
19 Tue Feb 2013
2/19/2013 4:35:00 AM - 2/20/2013 3:30:00 AM

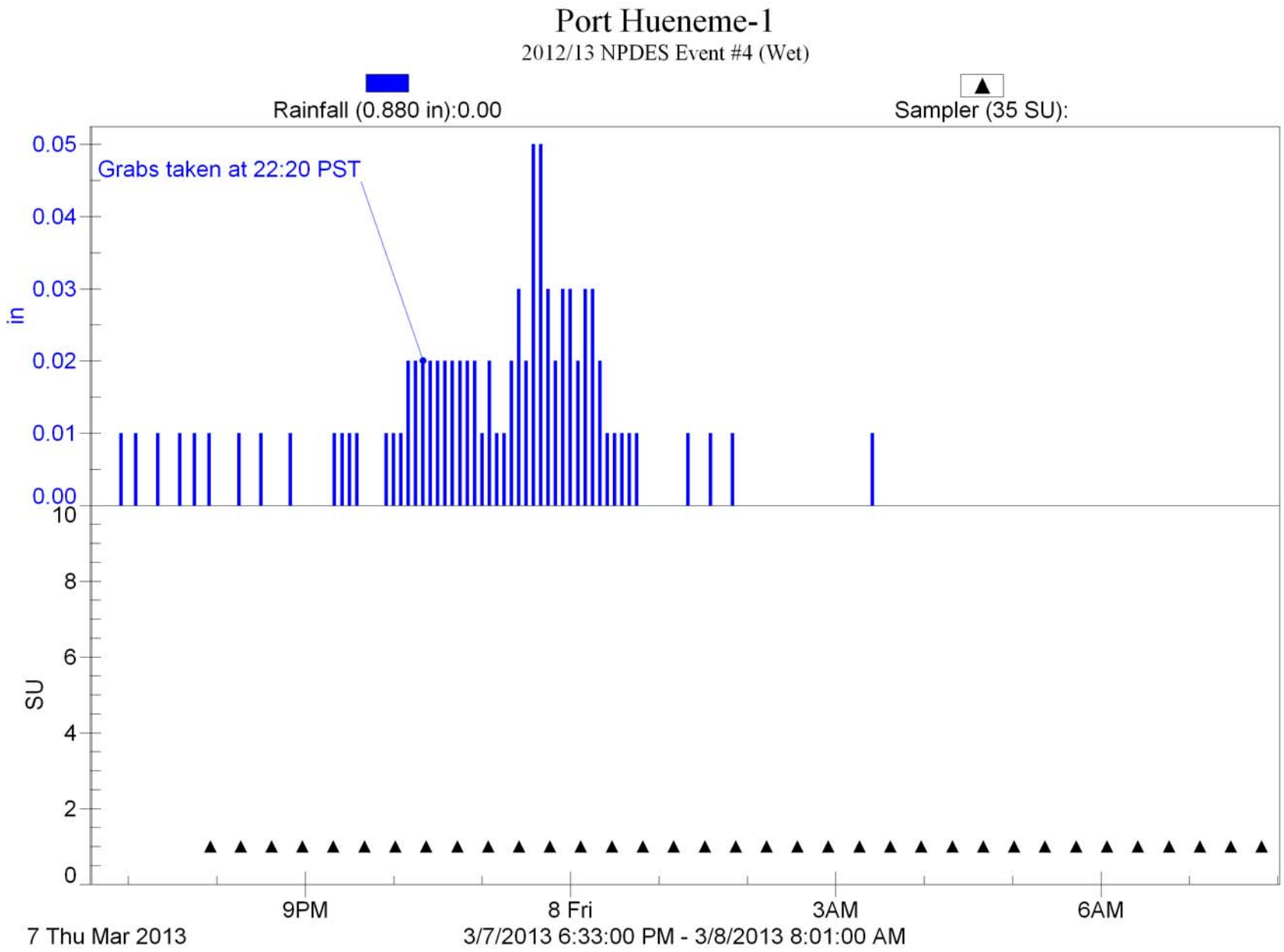
Port Hueneme-1
2012/13 NPDES Event #4 (Wet)
Rainfall (0.880 in):0.00
Sampler (35 SU):
Grabs taken at 22:20 PST
in
0.05
0.04
0.03
0.02
0.01
0.00
SU
10
8
6
4
2
0
9PM
8 Fri
3AM
6AM
7 Thu Mar 2013
3/7/2013 6:33:00 PM - 3/8/2013 8:01:00 AM

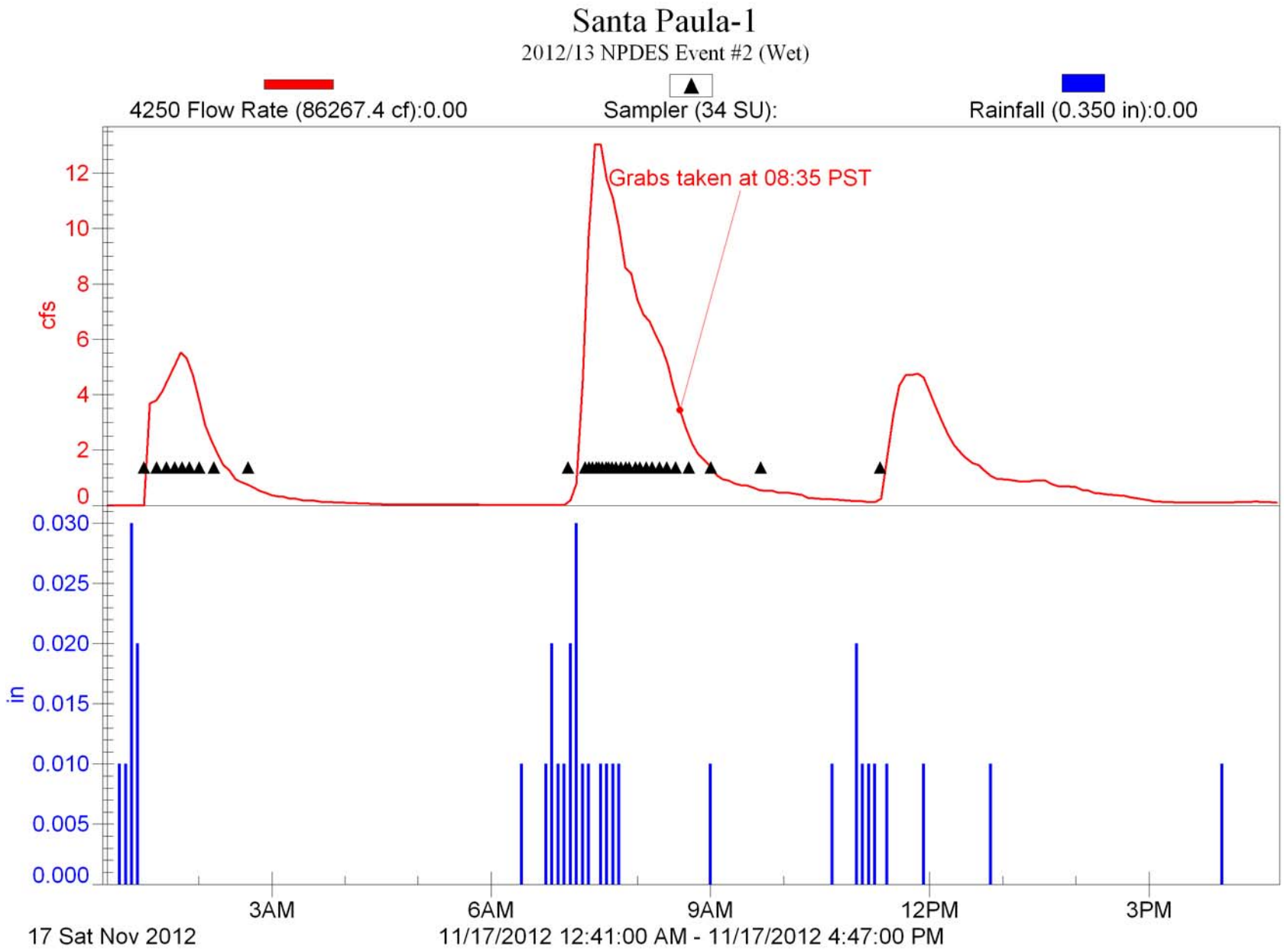
Santa Paula-1
2012/13 NPDES Event #2 (Wet)
4250 Flow Rate (86267.4 cf):0.00
Sampler (34 SU):
Rainfall (0.350 in):0.00
Grabs taken at 08:35 PST
cfs
12
10
8
6
4
2
0
in
0.030
0.025
0.020
0.015
0.010
0.005
0.000
3AM
6AM
9AM
12PM
3PM
17 Sat Nov 2012
11/17/2012 12:41:00 AM - 11/17/2012 4:47:00 PM

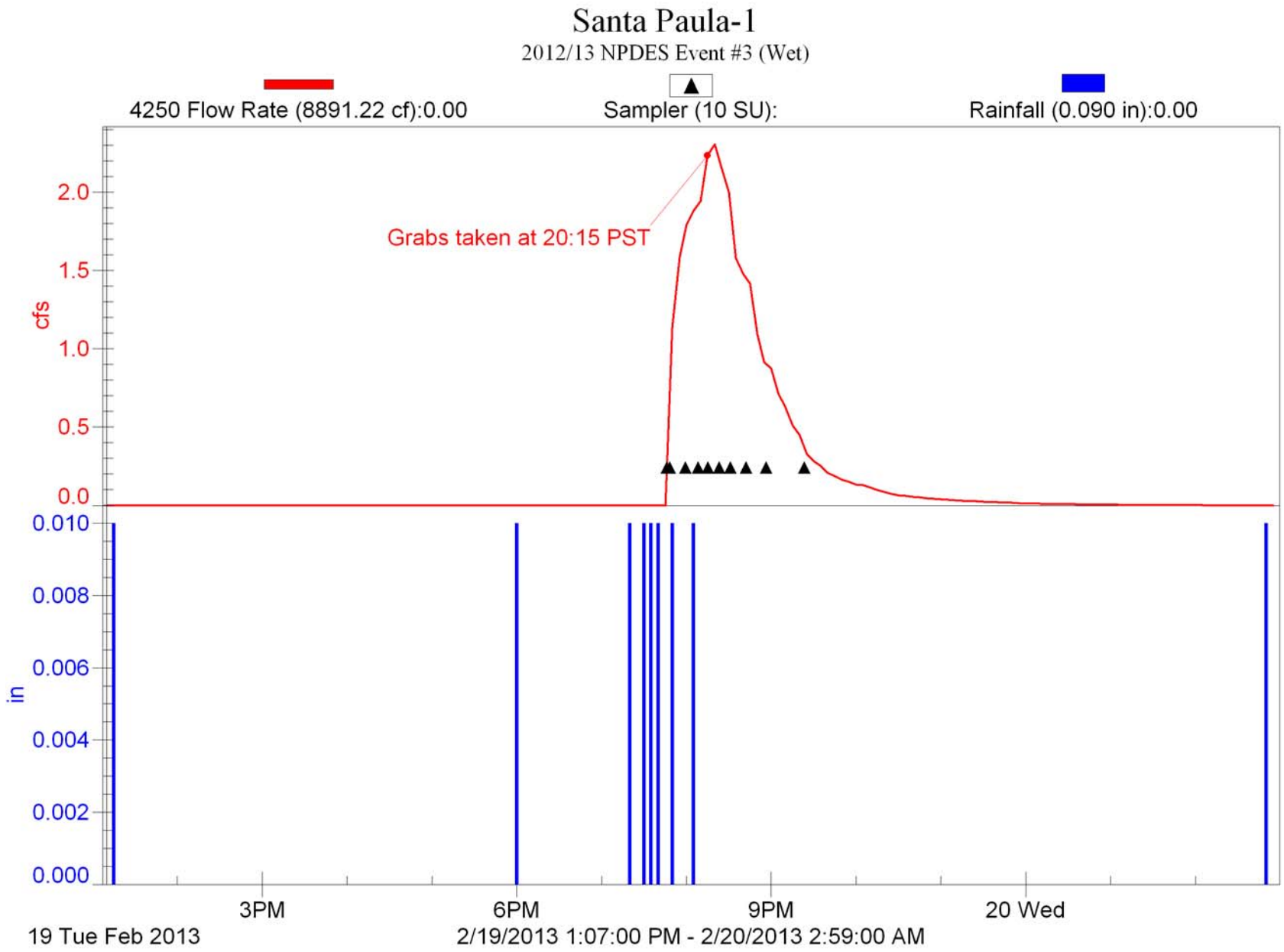
Santa Paula-1
2012/13 NPDES Event #3 (Wet)
4250 Flow Rate (8891.22 cf):0.00
Sampler (10 SU):
Rainfall (0.090 in):0.00
Grabs taken at 20:15 PST
cfs
2.0
1.5
1.0
0.5
0.0
in
0.010
0.008
0.006
0.004
0.002
0.000
3PM
6PM
9PM
20 Wed
19 Tue Feb 2013
2/19/2013 1:07:00 PM - 2/20/2013 2:59:00 AM

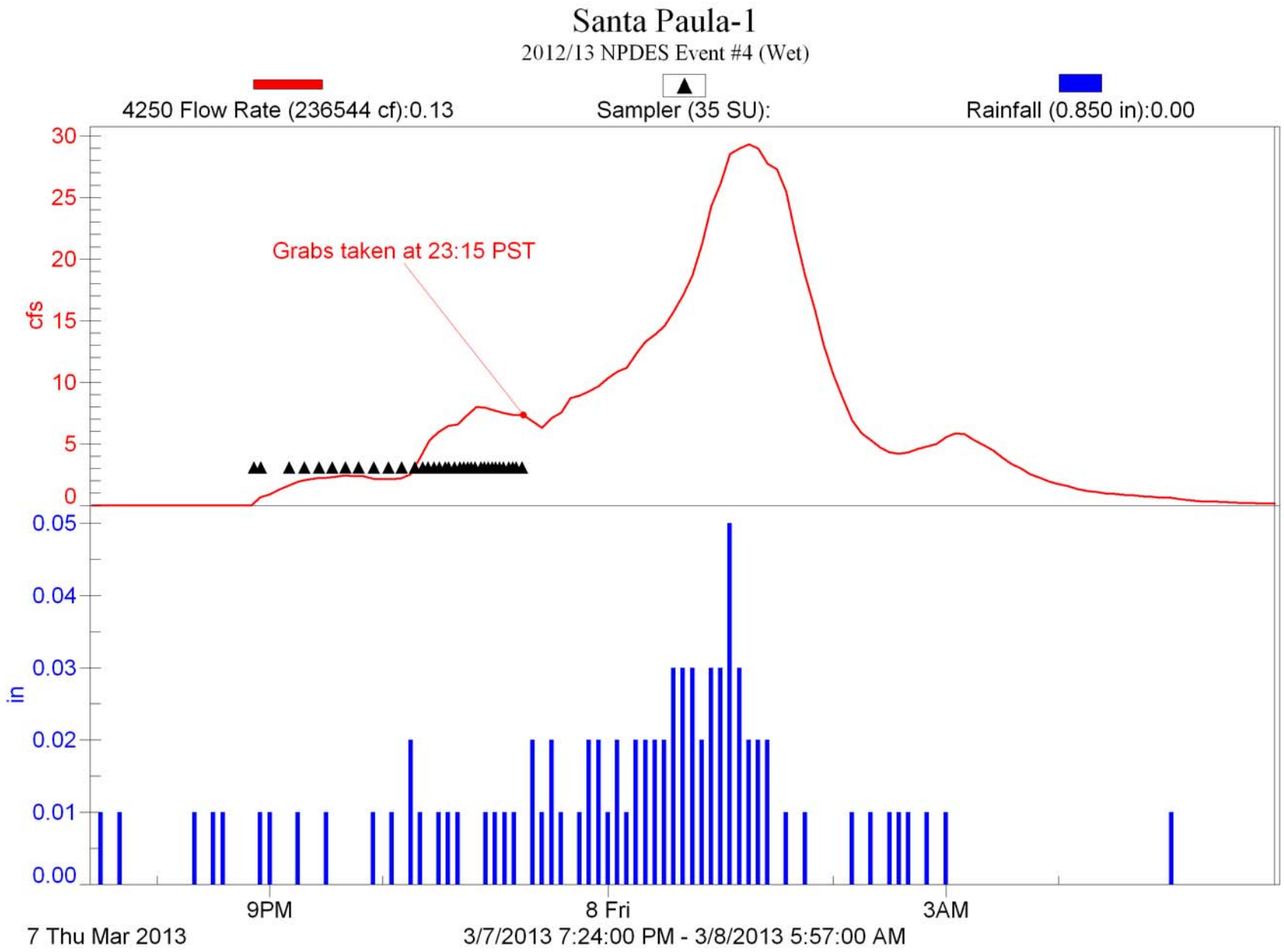
Santa Paula-1
2012/13 NPDES Event #4 (Wet)
4250 Flow Rate (236544 cf):0.13
Sampler (35 SU):
Rainfall (0.850 in):0.00
Grabs taken at 23:15 PST
cfs
30
25
20
15
10
5
0
in
0.05
0.04
0.03
0.02
0.01
0.00
9PM
8 Fri
3AM
7 Thu Mar 2013
3/7/2013 7:24:00 PM - 3/8/2013 5:57:00 AM

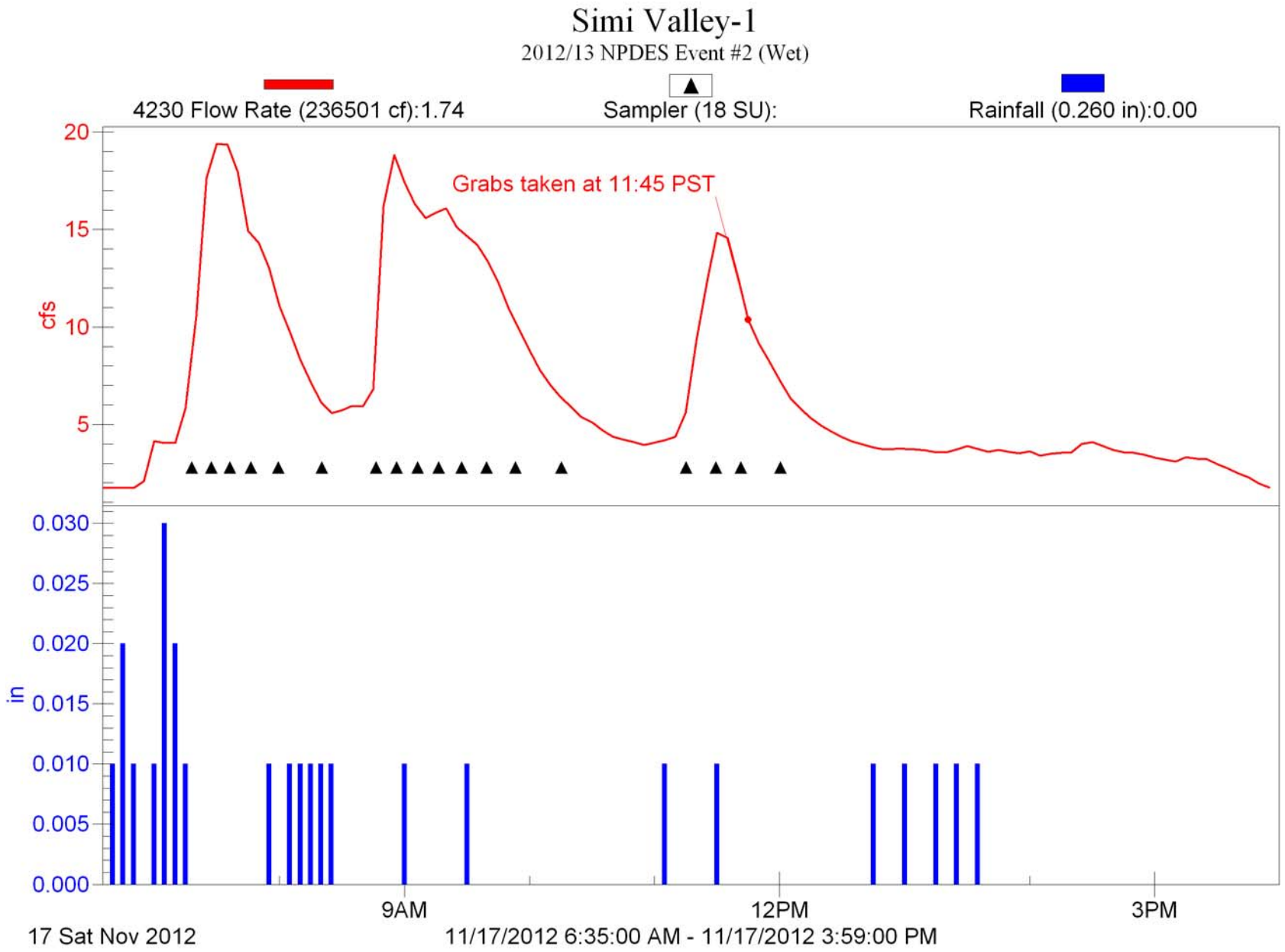
Simi Valley-1
2012/13 NPDES Event #2 (Wet)
4230 Flow Rate (236501 cf):1.74
Sampler (18 SU):
Rainfall (0.260 in):0.00
Grabs taken at 11:45 PST
cfs
20
15
10
5
in
0.030
0.025
0.020
0.015
0.010
0.005
0.000
9AM
12PM
3PM
17 Sat Nov 2012
11/17/2012 6:35:00 AM - 11/17/2012 3:59:00 PM

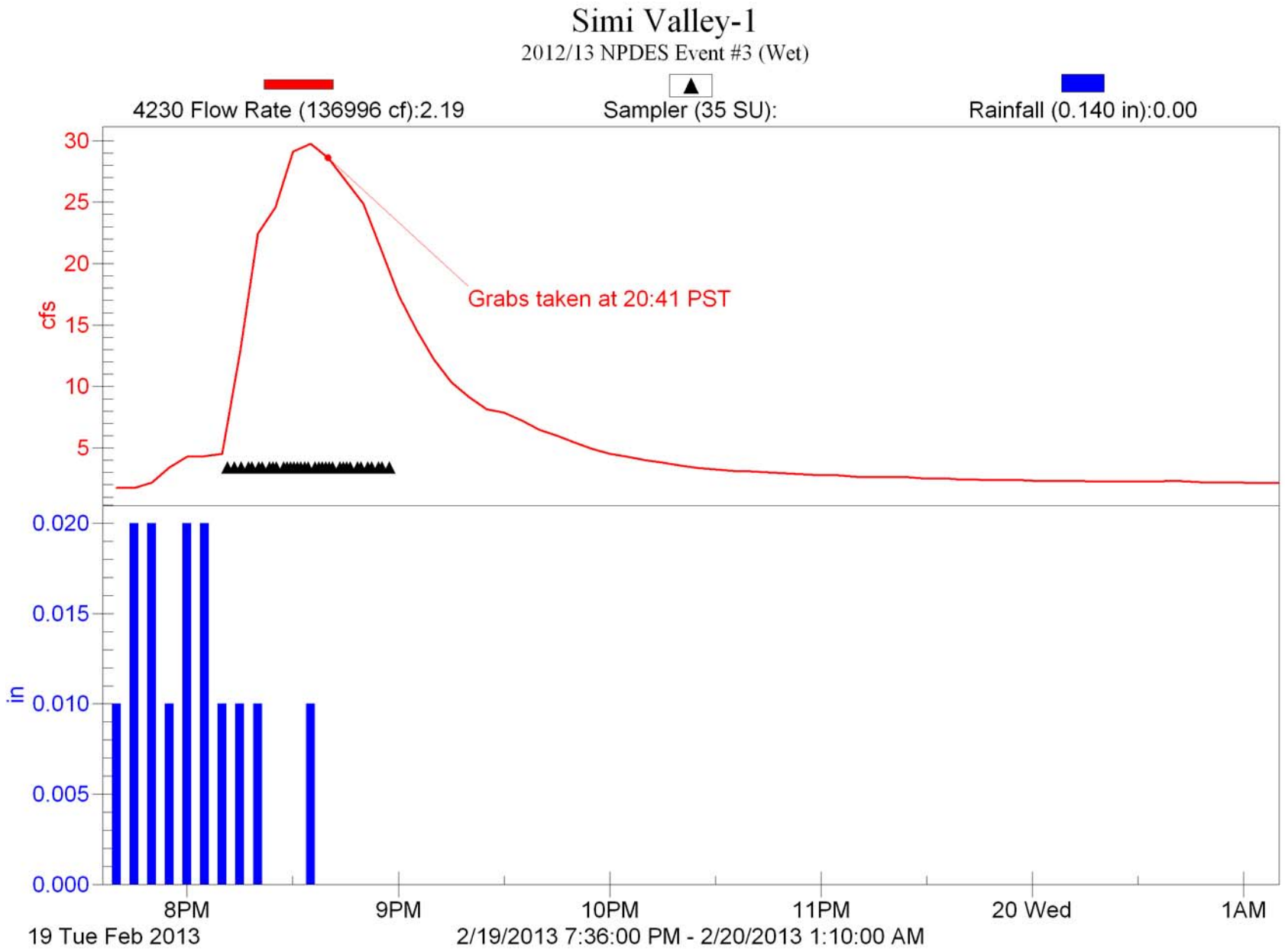
Simi Valley-1
2012/13 NPDES Event #3 (Wet)
4230 Flow Rate (136996 cf):2.19
Sampler (35 SU):
Rainfall (0.140 in):0.00
30
25
20
15
10
5
cfs
Grabs taken at 20:41 PST
0.020
0.015
0.010
0.005
0.000
in
8PM
9PM
10PM
11PM
20 Wed
1AM
19 Tue Feb 2013
2/19/2013 7:36:00 PM - 2/20/2013 1:10:00 AM

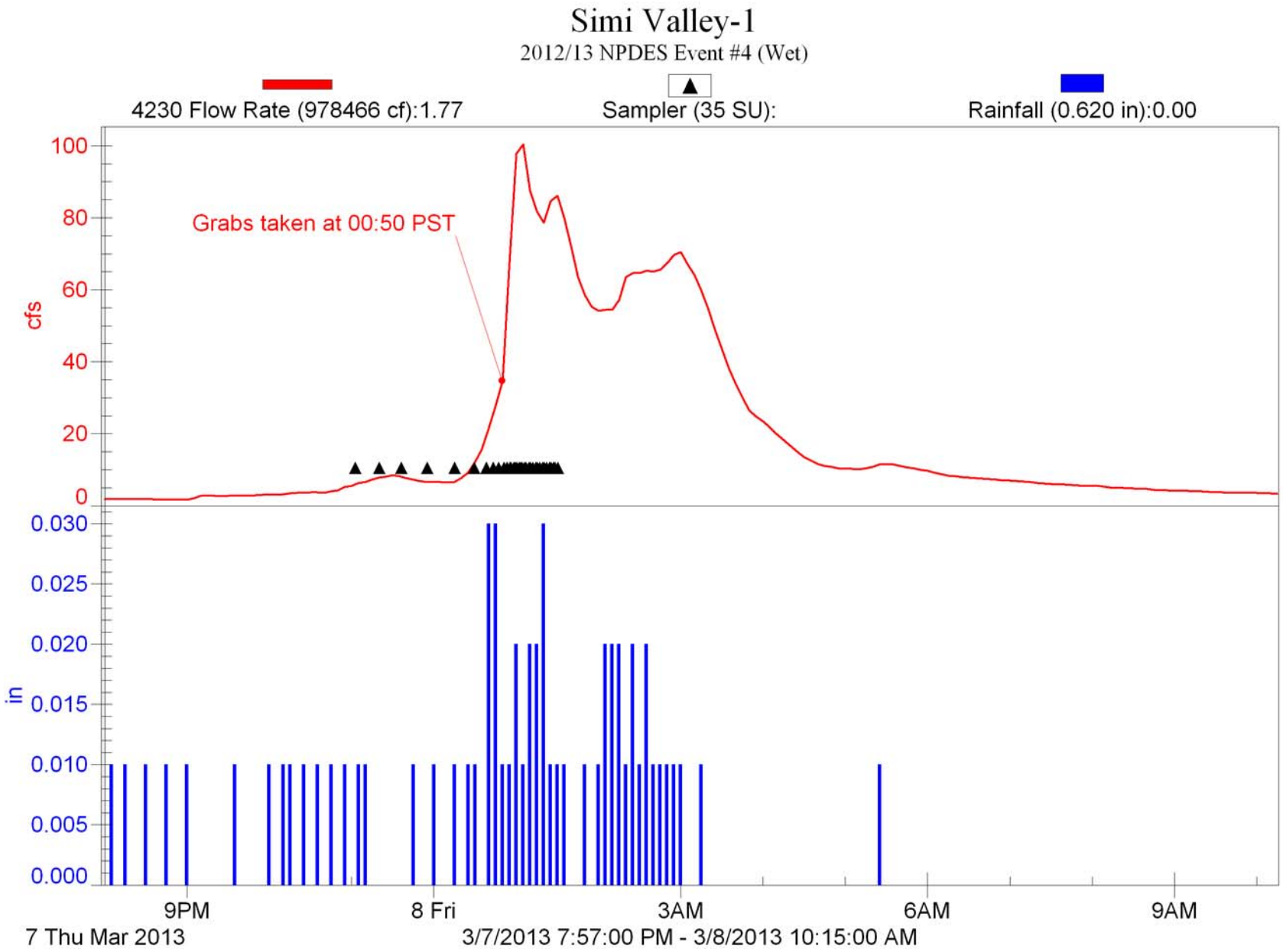
Simi Valley-1
2012/13 NPDES Event #4 (Wet)
4230 Flow Rate (978466 cf):1.77
Sampler (35 SU):
Rainfall (0.620 in):0.00
Grabs taken at 00:50 PST
cfs
100
80
60
40
20
0
in
0.030
0.025
0.020
0.015
0.010
0.005
0.000
9PM
8 Fri
3AM
6AM
9AM
7 Thu Mar 2013
3/7/2013 7:57:00 PM - 3/8/2013 10:15:00 AM

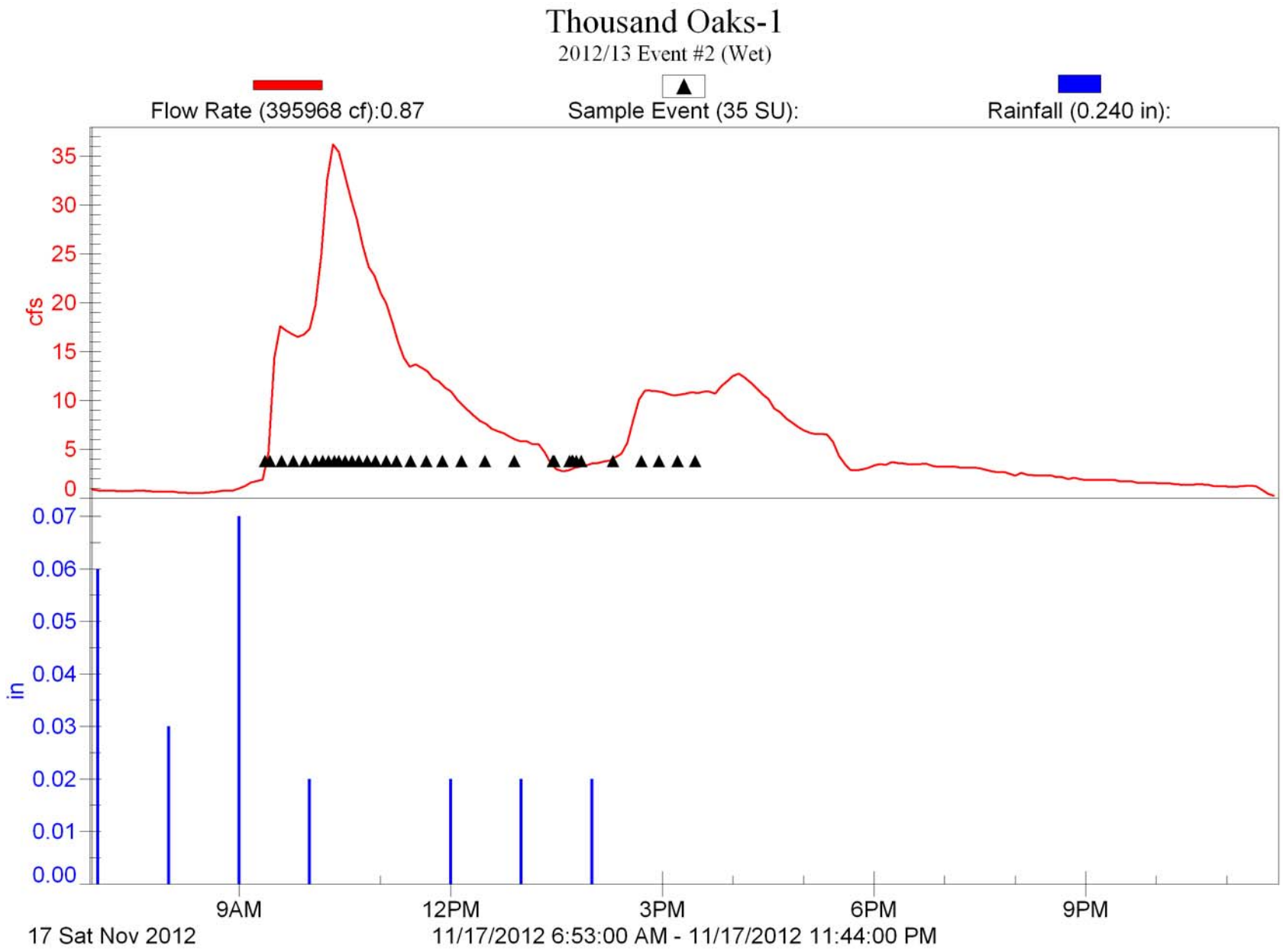
Thousand Oaks-1
2012/13 Event #2 (Wet)
Flow Rate (395968 cf):0.87
Sample Event (35 SU):
Rainfall (0.240 in):
cfs
35
30
25
20
15
10
5
0
in
0.07
0.06
0.05
0.04
0.03
0.02
0.01
0.00
9AM
12PM
3PM
6PM
9PM
17 Sat Nov 2012
11/17/2012 6:53:00 AM - 11/17/2012 11:44:00 PM

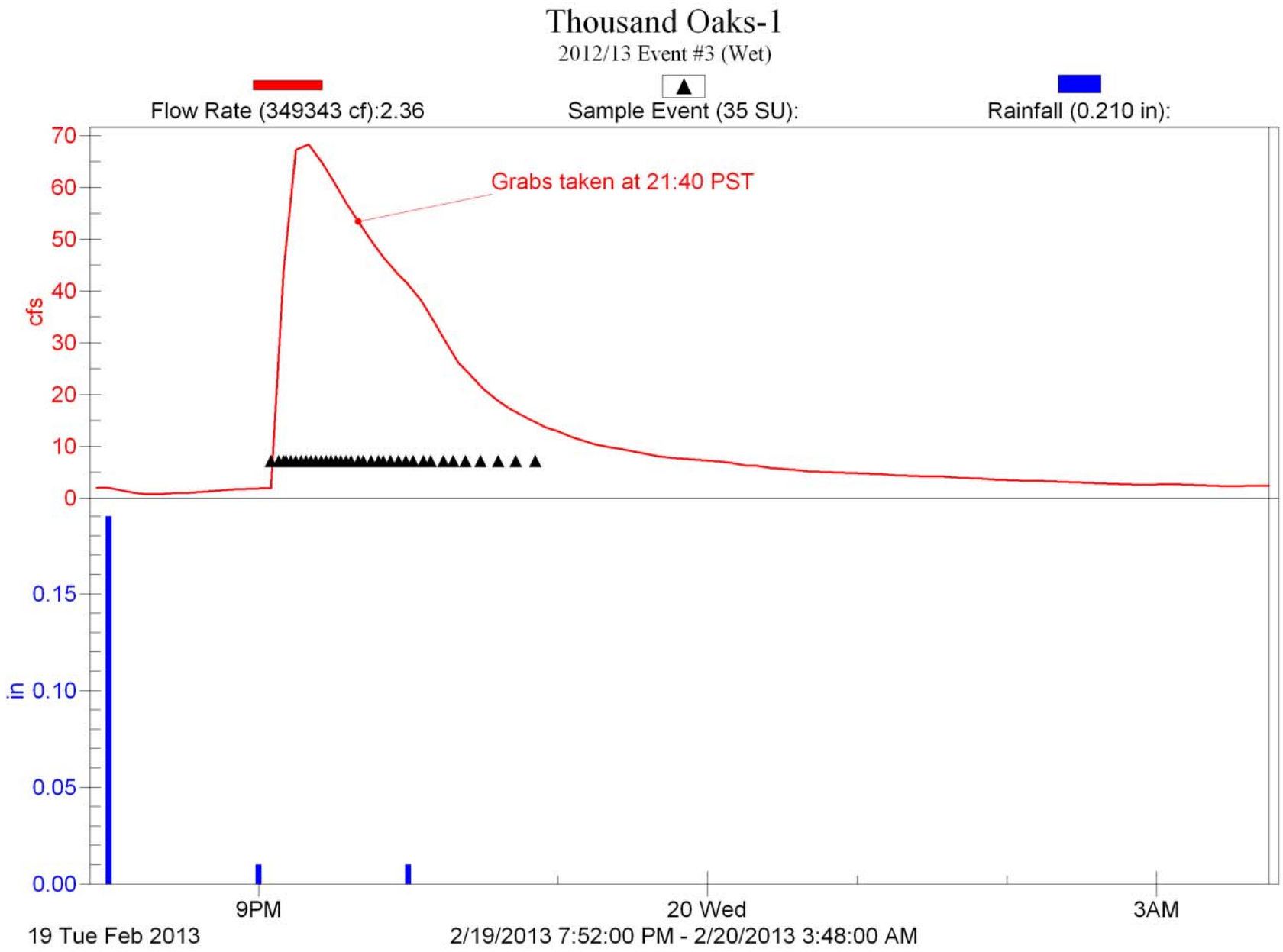
Thousand Oaks-1
2012/13 Event #3 (Wet)
Flow Rate (349343 cf):2.36
Sample Event (35 SU):
Rainfall (0.210 in):
Grabs taken at 21:40 PST
cfs
70
60
50
40
30
20
10
0
in
0.15
0.10
0.05
0.00
9PM
20 Wed
3AM
19 Tue Feb 2013
2/19/2013 7:52:00 PM - 2/20/2013 3:48:00 AM

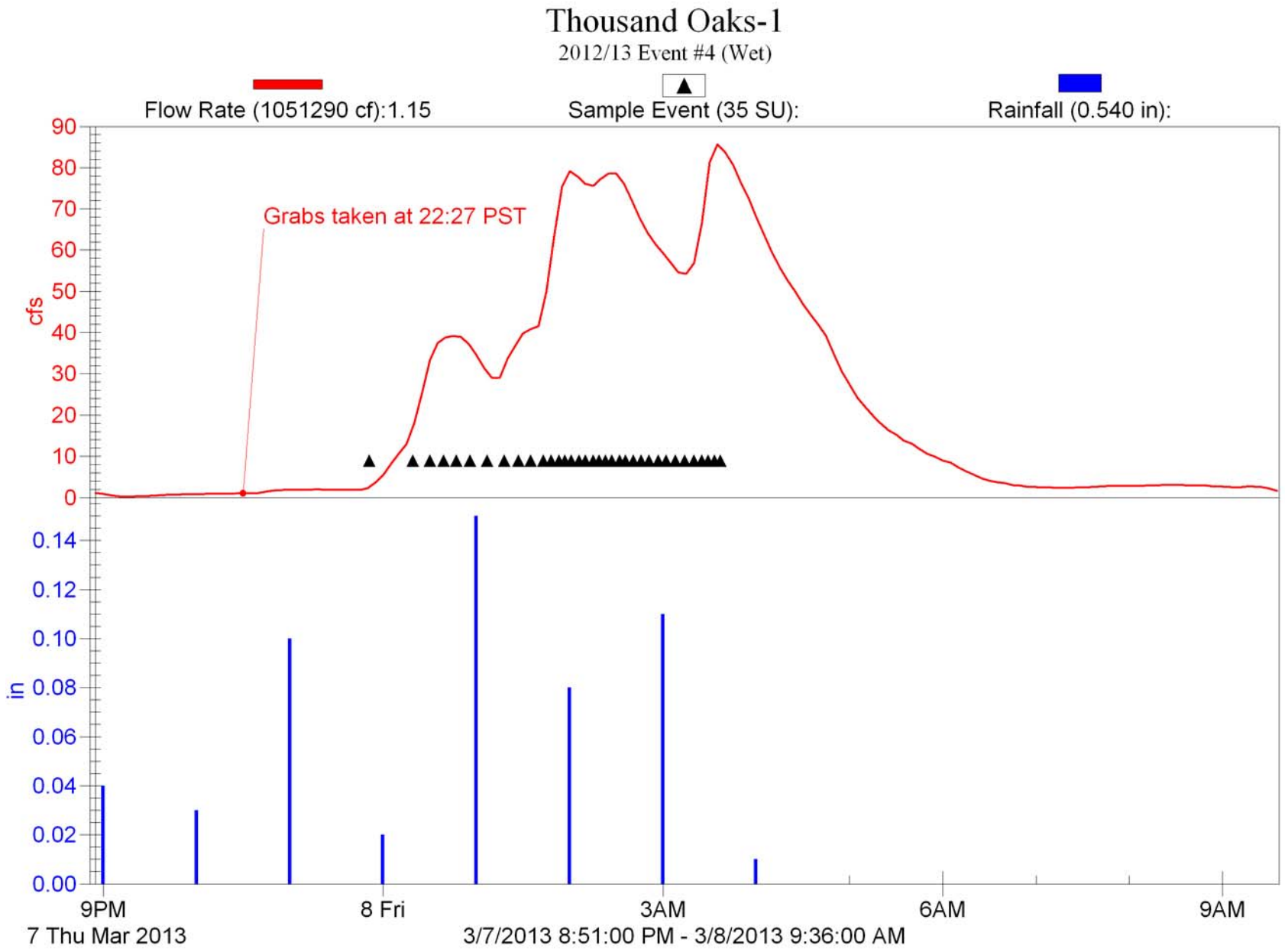
Thousand Oaks-1
2012/13 Event #4 (Wet)
Flow Rate (1051290 cf):1.15
Sample Event (35 SU):
Rainfall (0.540 in):
Grabs taken at 22:27 PST
cfs
90
80
70
60
50
40
30
20
10
0
in
0.14
0.12
0.10
0.08
0.06
0.04
0.02
0.00
9PM
7 Thu Mar 2013
8 Fri
3AM
6AM
9AM
3/7/2013 8:51:00 PM - 3/8/2013 9:36:00 AM

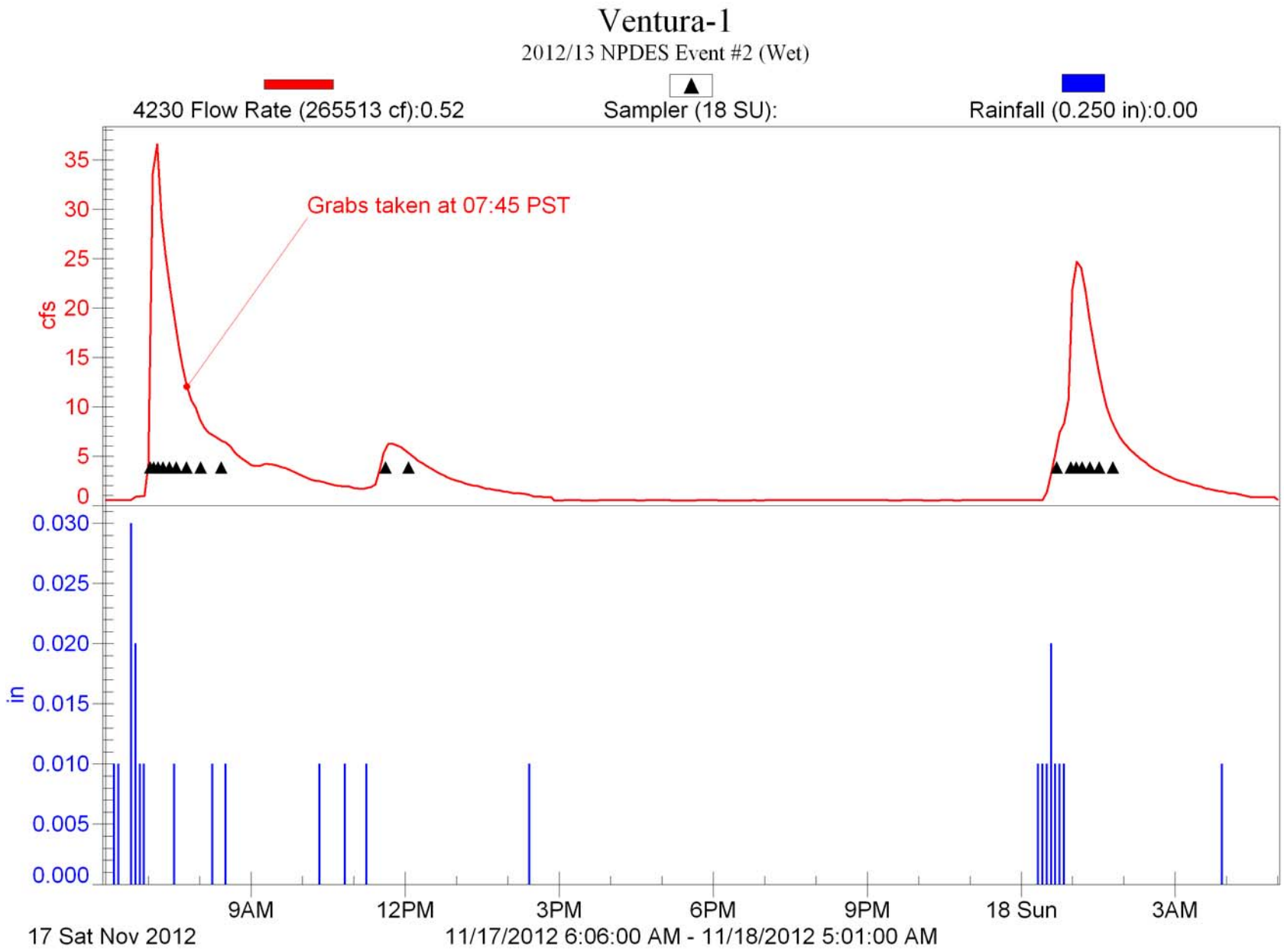
Ventura-1
2012/13 NPDES Event #2 (Wet)
4230 Flow Rate (265513 cf):0.52
Sampler (18 SU):
Rainfall (0.250 in):0.00
Grabs taken at 07:45 PST
cfs
35
30
25
20
15
10
5
0
in
0.030
0.025
0.020
0.015
0.010
0.005
0.000
9AM
12PM
3PM
6PM
9PM
18 Sun
3AM
17 Sat Nov 2012
11/17/2012 6:06:00 AM - 11/18/2012 5:01:00 AM

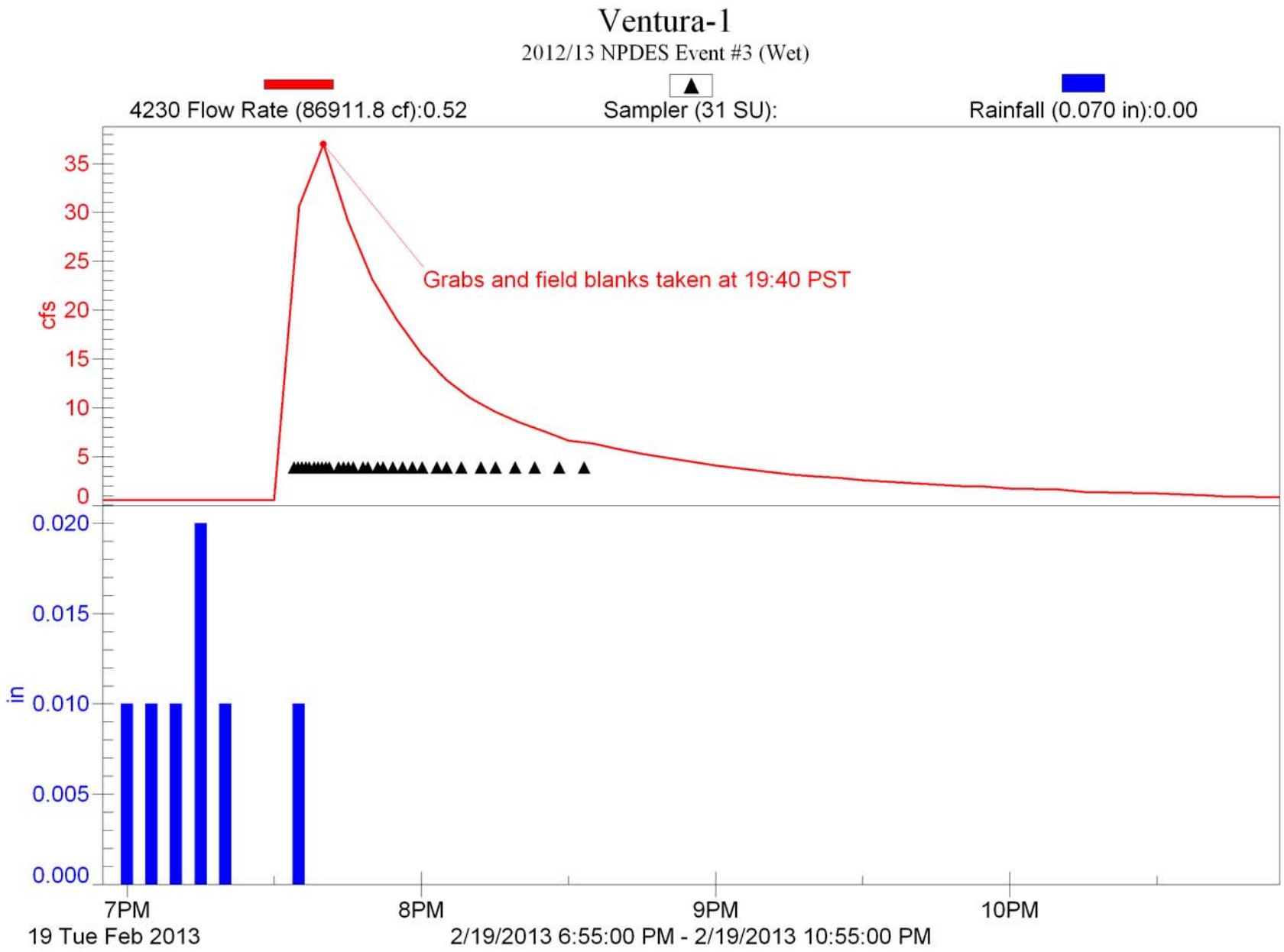
Ventura-1
2012/13 NPDES Event #3 (Wet)
4230 Flow Rate (86911.8 cf):0.52
Sampler (31 SU):
Rainfall (0.070 in):0.00
Grabs and field blanks taken at 19:40 PST
cfs
35
30
25
20
15
10
5
0
in
0.020
0.015
0.010
0.005
0.000
7PM
8PM
9PM
10PM
19 Tue Feb 2013
2/19/2013 6:55:00 PM - 2/19/2013 10:55:00 PM

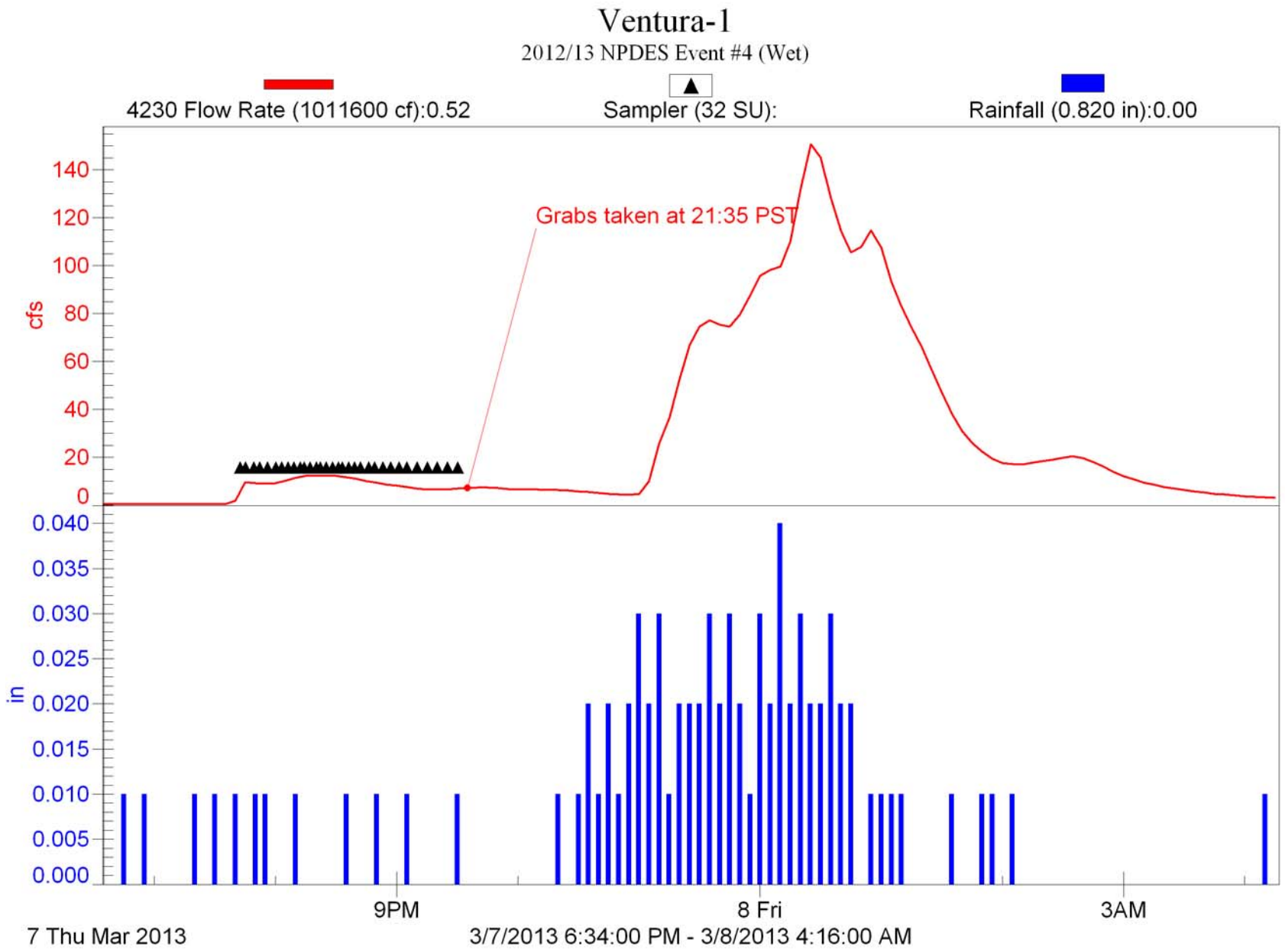
Ventura-1
2012/13 NPDES Event #4 (Wet)
4230 Flow Rate (1011600 cf):0.52
Sampler (32 SU):
Rainfall (0.820 in):0.00
Grabs taken at 21:35 PST
cfs
140
120
100
80
60
40
20
0
in
0.040
0.035
0.030
0.025
0.020
0.015
0.010
0.005
0.000
9PM
8 Fri
3AM
7 Thu Mar 2013
3/7/2013 6:34:00 PM - 3/8/2013 4:16:00 AM

Appendix C. NRCS Curve Number Methodology Discussion

Ventura County
Watershed Protection District
Planning & Regulatory
Hydrology Section
MEMORANDUM

DATE: September 4, 2009 Updated August 12, 2010

TO: Tommy Liddell

VIA: Bruce Rindahl

FROM: Mark Bandurraga

SUBJECT: **NPDES Monitoring Site Yield Evaluation**

Per your request, we have used the land use and watershed information you provided to prepare a spreadsheet that can be used to estimate the runoff quantities from storm forecasts. The runoff quantity is estimated using the NRCS Curve Number approach that is a common method in hydrology. The results show that the weighed Curve Numbers estimated from the evaluation range from a low of about 74 for the rural Fox Canyon Drain watershed in Ojai to a high of about 91 for the urbanized watershed in the City of Ventura. The methodology and files used to calculate the Curve Numbers are described in this memo for the watersheds shown in Figures 1-4.

In August 2010 you requested results for another 7 monitoring sites across the county. This memo describes the additional work done for that request.

Curve Number Calculation Methodology

Land Use Data

Land Use data used in the study were provided by the Water Quality Section already clipped to the monitoring site boundaries and in a geodatabase. The land use data were extracted from the Assessor's Parcel database which is considered to be current as of the date of extraction (Feb 12, 2009). The various classifications in the file based on the assessor's 4-digit site use codes were sorted and assigned hydrologic land use names associated with the various classifications contained in the Curve Number (CN) Table from the Hydrology Manual (2006) as shown in Table 1. The categories in the land use file corresponded well with the land uses in the VCWPD CN Table with the following exceptions:

1. Vacant undifferentiated land was assumed be open brush in fair condition in rural areas and open space with 50% grass cover in urban areas.
2. Mixed urban land uses were assumed to correspond to commercial properties with 50% effective impervious.
3. Fire stations, public buildings, and schools were assigned to the low industrial use category with an effective impervious value of 36% due to the potential for large landscaped areas.

Table 1 Land Uses In NPDES Database (Assessor's Land Uses)

KVM_CAT1	SHORT_	Name
Agriculture	Abandoned Orchards and Vineyards	Orchard
Agriculture	Horse Ranches	open
Agriculture	Nurseries	Orchard
Agriculture	Orchards and Vineyards	Orchard
Agriculture	Vacant With Limited Improvements	open
Com_Indus. Mix	Mixed Commercial and Industrial	Comm
Commer.	Commercial Recreation	Comm
Commer.	Commercial Storage	Comm
Commer.	Low- to Medium-Rise Major Office Use	comm
Commer.	Modern Strip Development	comm
Commer.	Retail Centers (Non-Strip with Contiguous Interconnected Off-Street Parking)	comm
Extraction	WHOLESALING AND WAREHOUSING	indhigh
Facilitiy	Fire Stations**	indlow
Facilitiy	Government Offices	indlow
Facilitiy	Major Medical Health Care Facilities	comm
Facilitiy	Other Public Facilities	indlow
Facilitiy	Other Special Use Facilities	indlow
Facilitiy	Police and Sheriff Stations**	indlow
Facilitiy	Religious Facilities	indlow
Facilitiy	Special Care Facilities	indlow
Industrial_1	Open Storage	indlow
Industrial_1	Packing Houses and Grain Elevators	indlow
Industrial_3	Manufacturing, Assembly, and Industrial Services	indhigh
No Info Given		open
Recreation	Other Open Space and Recreation	open
Res.1	Low Density Single Family Residential	reslow
Res.1	Trailer Parks and Mobile Home Courts, High Density	reshigh
Res.2	Low-Rise Apartments, Condominiums, and Townhouses	reshigh
Res.2	Rural Residential Low Density	resrural
Res.3	High Density Single Family Residential	reshigh
Res.4	Duplexes, Triplexes, and 2- or 3-Unit Condominiums and Townhouses	reshigh
Res.4	Medium-Rise Apartments and Condominiums	reshigh
Res.4	Mixed Urban	comm
Schools	Elementary Schools**	indlow
Schools	Junior High Schools**	indlow
Schools	Senior High Schools**	indlow
Transportation	Freeways and Major Roads	paved
Transportation	Mixed Transportation	paved
Transportation	Truck Terminals	paved
Under Constructi	Under Construction	indlow
Utilities	Electrical Power Facilities	indlow
Vacant Undiffere	Vacant Undifferentiated (rural)	brushfair
Vacant Undiffere	Vacant Undifferentiated (city)	open

Soils Information

The soils information was obtained from the District soils shapefile that groups the soil info into categories 1 through 7 corresponding to the NRCS soil categories D through A, respectively. The soils info was clipped to the watershed boundaries using the watershed shapefile. The areas

obtained from the soils files were checked against the total watershed areas to make sure they were identical.

Combined Soils and Land Use Information and Weighted Curve Numbers

The soils and land use shapefiles were then unioned in GIS to obtain the combinations of soil type and land uses in the watersheds. The resulting table was imported into excel and sorted to group the various land uses. The land uses were then assigned a name associated with the data in the District CN Table. Based on the name and soil number, excel functions "match" and "offset" were used to obtain a CN from the CN Table. The weighted soil number and Curve Number for each watershed were calculated using the areas, soil numbers, and CN's. The weighted soil types were checked against the data in the original watershed soil files and were found to be the same. The weighted Curve Numbers were linked to a summary worksheet to be used to calculate the yields by the Water Quality Section. This procedure was also applied to the 7 additional watersheds added to the study in August 2010.

The results are shown in Table 2.

Table 2: Storm Yield Results- Weighted Average Curve Numbers

Watershed Name	Size ac	Compo-site CN	Rain (in)	Initial Abs S (no units)	Rain cutoff (in)	Yield (in)	% Yield
Camarillo	2,779	85.12	5.00	1.75	0.35	3.38	68%
Happy Valley	1,026	77.29	5.00	2.94	0.59	2.65	53%
Fox	749	74.19	5.00	3.48	0.70	2.38	48%
Ventura	707	90.93	5.00	1.00	0.20	3.97	79%
Fillmore	762	74.77	5.00	3.37	0.67	2.43	49%
Port Hueneme	589	85.60	5.00	1.68	0.34	3.43	69%
Moorpark	1,816	63.34	5.00	5.79	1.16	1.53	31%
Oxnard	1,374	84.07	5.00	1.89	0.38	3.28	66%
Simi Valley	3,321	71.04	5.00	4.08	0.82	2.12	42%
Santa Paula	64	80.07	5.00	2.49	0.50	2.90	58%
Thousand Oaks	5,179	81.54	5.00	2.26	0.45	3.04	61%

Between the first request and present, the Hydrology Section has updated their Curve Number tables to make them more consistent with reported infiltration rates in the Hydrology Manual. The resultant CNs were used in the study to see the effect on the yields as shown in Table 3.

Table 3: Storm Yield Results- Weighted Average Curve Numbers with Updated CNs

Watershed Name	Size ac	Compo-site CN	Rain (in)	Initial Abs S (no units)	Rain Cutoff (in)	Yield (in)	% Yield
Camarillo	2,779	84.72	5.00	1.80	0.36	3.34	67%
Happy Valley	1,026	77.22	5.00	2.95	0.59	2.64	53%
Fox	749	73.48	5.00	3.61	0.72	2.32	46%
Ventura	707	91.24	5.00	0.96	0.19	4.01	80%
Fillmore	762	74.39	5.00	3.44	0.69	2.40	48%
Port Hueneme	589	86.14	5.00	1.61	0.32	3.48	70%
Moorpark	1,816	64.63	5.00	5.47	1.09	1.63	33%
Oxnard	1,374	84.01	5.00	1.90	0.38	3.27	65%
Simi Valley	3,321	71.11	5.00	4.06	0.81	2.13	43%
Santa Paula	64	84.22	5.00	1.87	0.37	3.29	66%
Thousand Oaks	5,179	81.27	5.00	2.30	0.46	3.01	60%

The results showed that the revised CNs provided yields that were 1 or 2% higher than the 2006 CN set except for the Santa Paula watershed. This watershed was soil type 6, which had CNs that were more affected by the updates than most of the CNs for the other soils.

While working on the 2nd request, it was realized that the Hydrology Section could provide more precise estimates of flow at lower rainfall levels by analyzing each soil/land use combination individually and summing the results rather than using a weighted average CN in the runoff equation. So the individual CN results were calculated and summed for both the 7 sites in this update and the previous 4 sites. The resultant spreadsheets provide tables of runoff vs rainfall data. Figure 1 shows a comparison of the rainfall and runoff from a highly developed watershed Camarillo using the weighted average CN, individual CNs, and revised individual CNs.

Figure 1

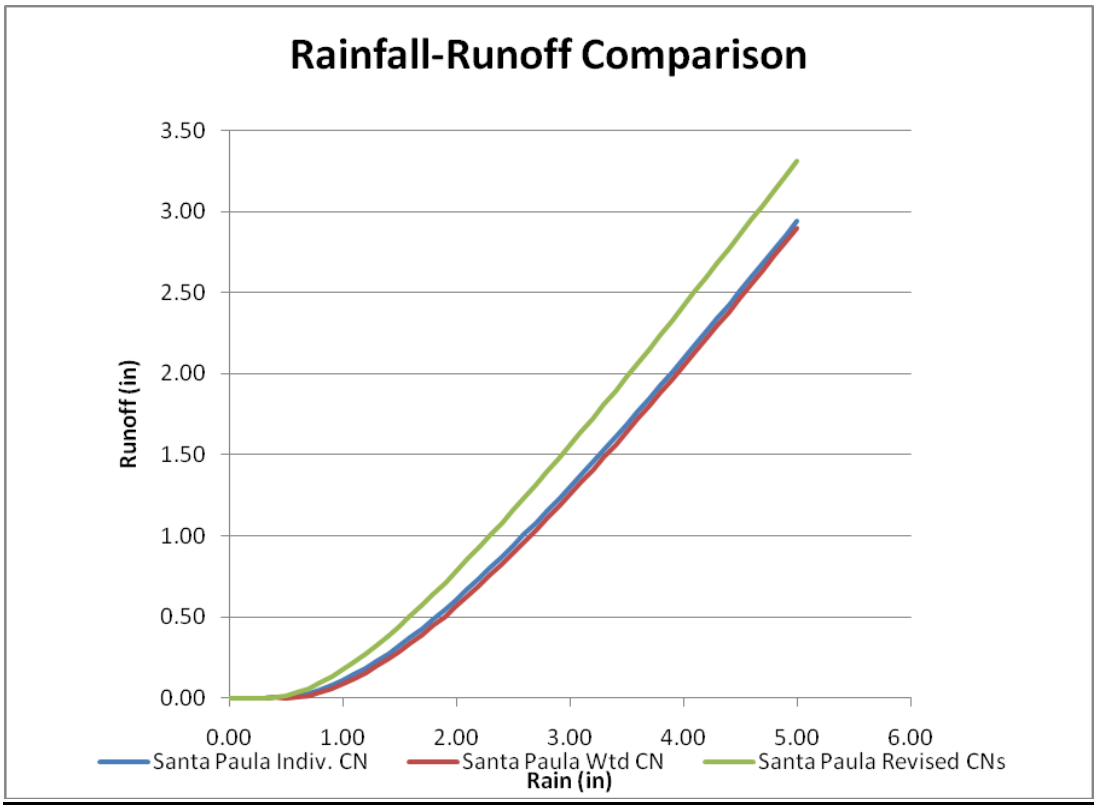

Conclusions and Limitations

The provided weighted CNs can be used to estimate runoff from low to moderately saturated watersheds. It has been our experience that it is necessary to use Antecedent Moisture Condition III CNs for highly saturated watersheds which only occurs after many days of heavy rainfall such as January 10, 2005. The provided CNs probably will overpredict the runoff coming from the first storms of the season due to the very dry antecedent moisture conditions present then. If necessary further work can be done to provide CNs representing AMC I conditions. Also, the CNs assigned to the various land uses can be calibrated after enough storms have occurred to evaluate the predictive accuracy of the current yield equations provided to the NPDES group. It should also be possible to provide forecasts of runoff from the HSPF forecast model of the Ventura River watershed that more accurate reflect saturated/unsaturated conditions.

List of Files in Work Directory K:\PR\hydrology\Watersheds\NPDES\Monitoring_Sites

Filename	Description
GIS	Contains GIS files used in evaluation
GIS2010	Contains 2010 GIS files used in updated evaluation
ClippedLandUse.mdb	Geodatabase with land uses clipped to watershed boundaries provided by WQ section
*_SelectedWatershed.shp	shapefiles showing boundaries of monitoring watersheds
*soils.shp	soils shapefiles clipped to watershed boundaries
*soilsunion.shp	Union of soils and land use data shapefile for watersheds
Allsoil.shp	VCWPD soils shapefile showing numbers for hydrology calcs
NPDES_MonitoringSitesRunoff9-09.xls	9-09 CN data
NPDES_MonitoringSitesRunoff8-10.xls	8-10 updated analysis for 11 sites total
NPDES_MonitoringSitesRunoff8-10RevCNs.xls	8-10 analysis using revised CNs
MonitoringSites9-09.mxd	ArcMap project file for analysis

Ventura Watershed

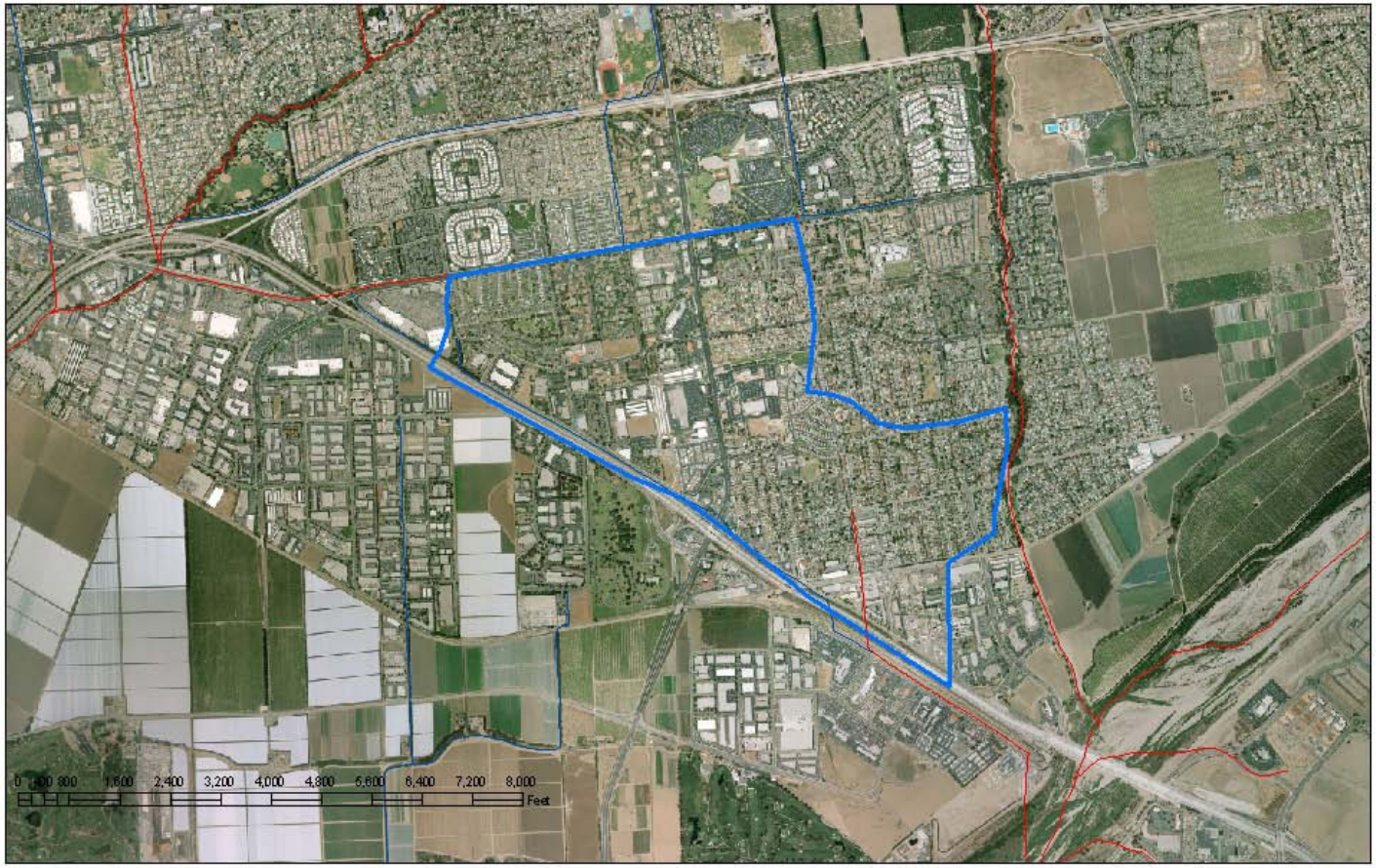

Figure 2

Meiners Oaks Happy Valley Watershed

Figure 3

Ojai Fox Watershed

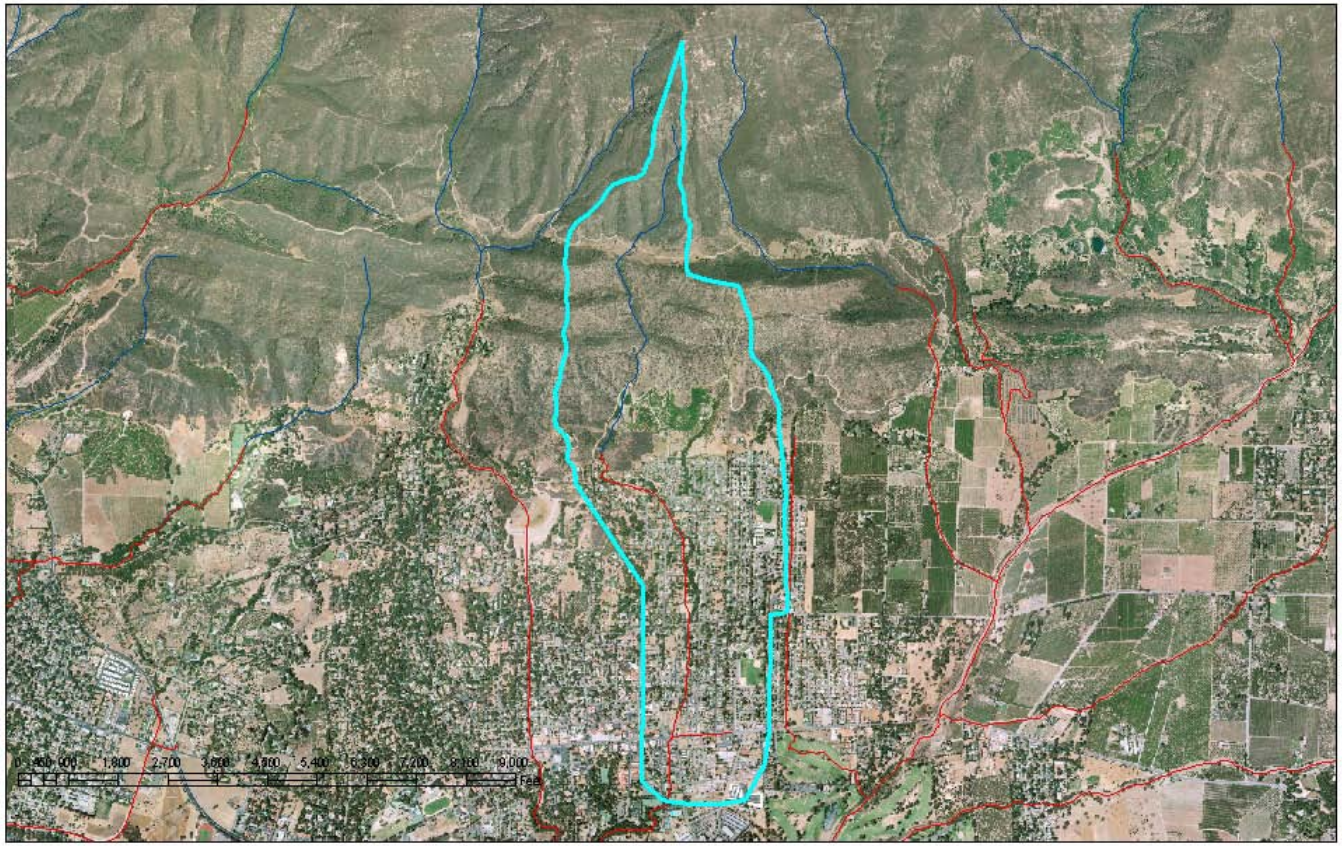

Figure 4

Camarillo Hills Drain Watershed

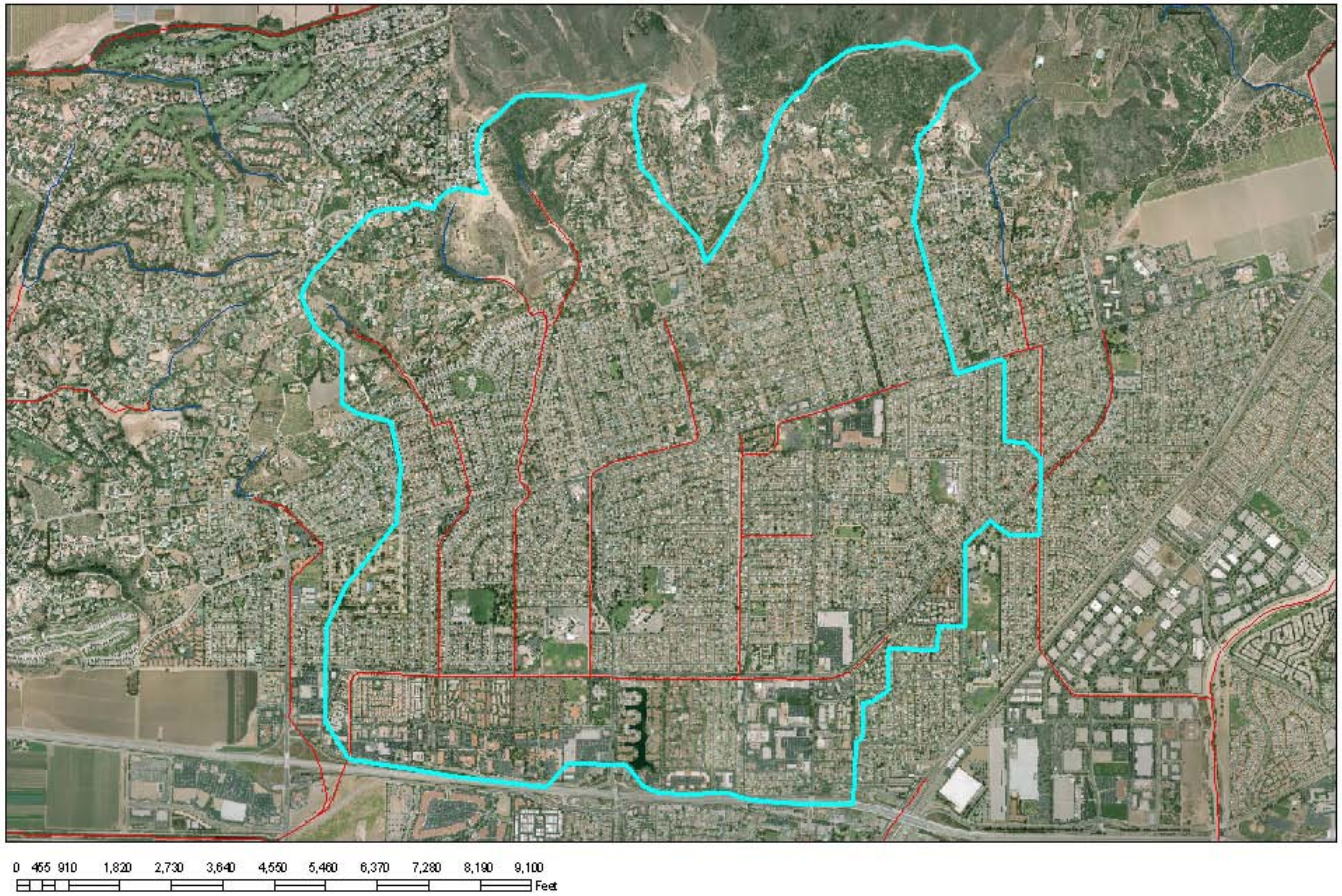

Figure 5

Simi Valley Watershed

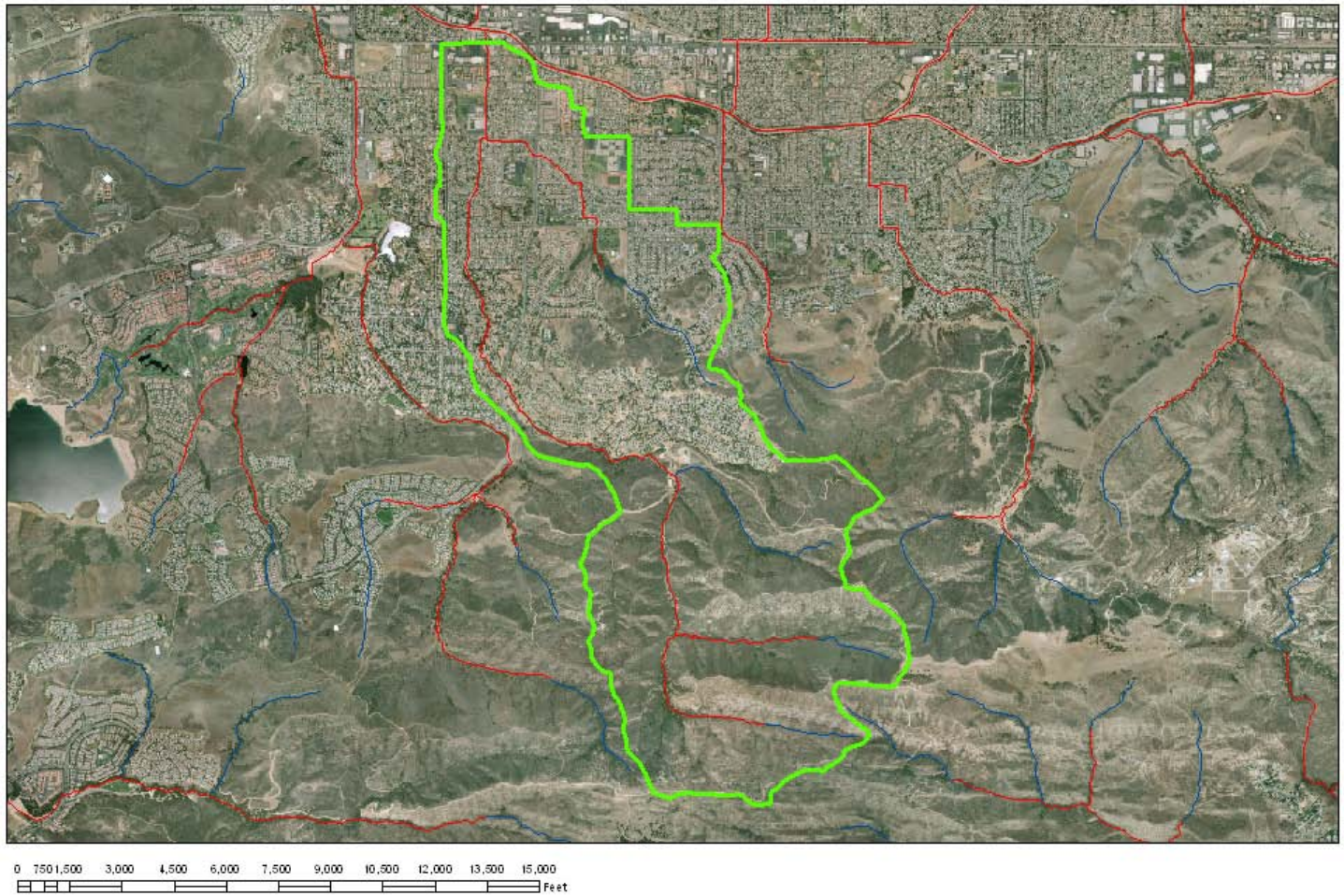

Figure 6

Oxnard Watershed

Figure 7

Moorpark Watershed

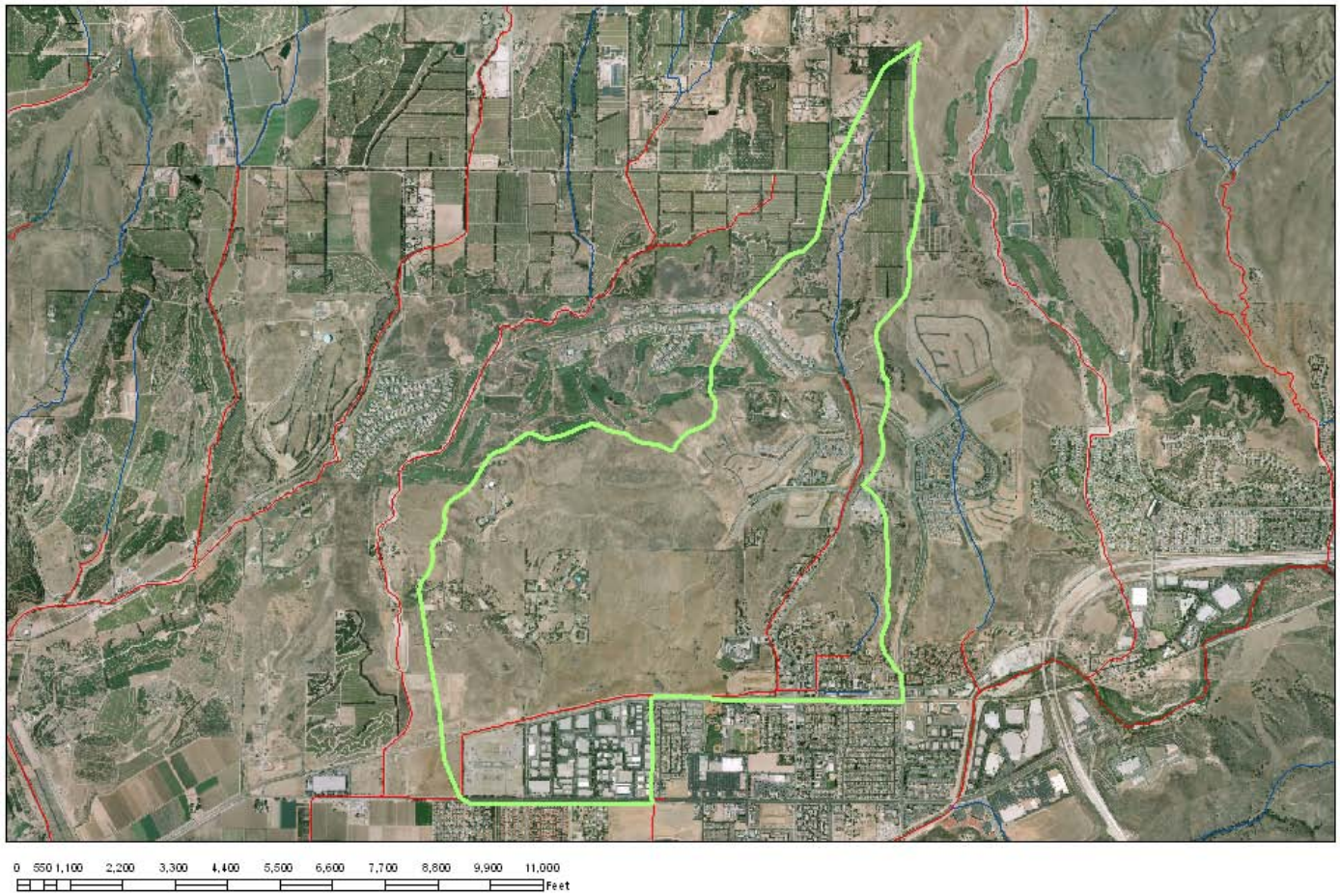

Figure 8

Port Hueneme Watershed

Figure 9

Fillmore Watershed

Figure 10

Thousand Oaks Watershed

Figure 11

Santa Paula Watershed

Figure 12

Appendix D. Event Summaries

NPDES 2012/13 Water Quality Monitoring
Event #1 (Wet), October 11-12, 2012 Summary

First Flush: MO-OJA.
Forecasted Rainfall Amounts: 0.3" Ojai and Meiners Oaks, <0.10" across the county
Actual Rainfall Amounts: 0.74" at gauge 030 and 0.12" at gauge 165 in Ojai.
Sampling Durations (to nearest 0.5 hours):
MO-OJA = 0.5 hrs.

Storm Control: Bill Carey
Sampling Crew: Kelly Hahs & Bram Sercu

Narrative: This storm was a cutoff low and so difficult to forecast. The 24 hour forecast preceding the event predicted sufficient rain in the Ojai Valley to sample, so MO-OJA, MO-MEI, and ME-VR2 stations were set up. The rain was very patchy, with Ojai receiving 0.12" at Stewart Canyon Gauge 165 and 0.74" at Ojai Fire Station Gauge 030 in 1 hour and no rain falling in Meiners Oaks.
Previous ≥0.1" Storm: 182 days, 1.85".

NPDES ~ MAJOR OUTFALLS

MO-OJA Ojai (Fox Canyon Barranca)

- **10/11/12 @ 10:05 a.m. PDT. [KH,BS]**

Forecast 0.3" rainfall → 1,000 cf pacing (2105 set remotely to 1,000 cf pacing).
4230: 09:03 PST, -0.002', 0 cfs
6712: Fridge at 4° C. Flushed line with 1L 1% HNO3 (captured effluent) and 2L distilled water. Pump tubing count 3,339. Program flow paced; pacing every 1 pulse. Run program: "Program disabled". Installed one labeled 18.5 L bottle, lid off. Left grab bottles onsite.
Notes: Prepared mud line under bridge for high water mark.

- **10/11/12 @ 14:55 p.m. PDT. [KH,BS]**

4230: 13:51 PST, 0.081', 4 cfs
6712: "Program: Flow paced is done. Fridge at 2° C. Bottle full.
Grab samples: Taken at 15:00 p.m. PDT.

Field Measurements:	Temperature = 17.0° C	pH = 7.23
DO (%) = 100.4	Conductivity = 134.2 uS	Salinity = 0.1 ppt
DO(mg/L) = 9.54	Specific Conductance = 156.7 uS	

- **10/12/12 @ 09:20 a.m. PDT. [KH,BS]**

4230: 08:20 PST, -0.003', 0 cfs
6712: Fridge at 2° C. Flushed line with 2 L distilled water. Pump tubing count 108,704. Turned 6712 off.
Composite samples: Pulled at 09:23 a.m. PDT.
Notes: High water mark ~0.25' inside curve and 0.41' outside curve.

Sample Tracking

NPDES 2012/13 Event #1 (Wet)

- Bacteria samples to VCHCA (Susan Benavides):

10/11/12 @ 16:10 PDT: Kelly Hahs & Bram Sercu

- Toxicity samples to Aquatic Bioassay & Consulting Laboratories, Inc.(Karin Patrick):

10/11/12 @ 15:47 PDT: Kelly Hahs & Bram Sercu

- Grab and composite samples to Weck Laboratories, Inc. by Weck courier (Allan Goldberg) from VC Government Center:

10/12/12 @ 10:43 PDT: Grab and composite samples by Kelly Hahs

NPDES 2012/13 Water Quality Monitoring
Event #2 (Wet), November 17-18, 2012 Summary

First Flush: all sites except MO-OJA.

Forecasted Rainfall Amounts: 0.25"

Actual Rainfall Amounts: ~ 0.25" – 1.5" across the county

Sampling Durations (to nearest 0.5 hours):

ME-CC = 20.0 hrs.	ME-SCR = 17.5 hrs.	ME-VR2 = 23.5 hrs.
MO-CAM = 6.0 hrs.	MO-FIL = 17.5 hrs.	MO-HUE = 23.0 hrs.
MO-MEI = 4.5 hrs.	MO-MPK = 7.0 hrs.	MO-OJA = 21.5 hrs.
MO-OXN = 9.0 hrs.	MO-SIM = 4.5 hrs.	MO-SPA = 10.0 hrs.
MO-THO = 6.0 hrs.	MO-VEN = 19.0 hrs.	

Storm Control: Bill Carey

Sampling Crew (during storm):

SCR/VR2/OJA/MEI/VEN: Bram Sercu & Tommy Liddell (JRE)
CC/CAM/HUE/OXN: Arne Anselm, Tom Sanford (WSP) & Sarah McGinnis (WSP)
FIL/SPA/MPK/SIM/THO: Jason Siegert (VRSD) & Daniel Calderon (VRSD)

Sampling Crew (post-storm sample pickup):

11/18/2012 (VR2/MEI/OJA/VEN/OXN): Kelly Hahs & Bram Sercu
11/18/2012 (CC/SCR/THO/CAM/HUE): Tommy Liddell (JRE) & Tom Sanford (WSP)
11/18/2012 (SPA/FIL/MPK/SIM): Arne Anselm & Bill Carey

NPDES ~ MASS EMISSION

ME-CC Calleguas Creek (CSUCI Bridge)

- **11/15/2012 @ 13:45 PST [KH,TS,SM]**

Forecast 0. 5" rainfall → 2105 set remotely to 1,000 cf pacing.
4230: 13:43 PST, 1.083', 7 cfs.
6712: Fridge at 16° C, turned on to ¾ coldest setting. Flushed line with 1L 1% HNO3 (collected waste) and 2L distilled water. Program flow paced; pacing every 500 pulses, 96 hour max run time. Run program: "Program disabled 14:54:32 TH 15-NOV". Time was on PDT but all equipment should always be PST. Set clock to PST and restarted program, "Program disabled 13:56 TH 15-NOV". Composite lid off. Grab and toxicity bottles onsite.

- **11/16/2012 [WBC-remote]**

2105: Changed to 500 cf pacing (250,000 cf)

- **11/17/2012 @ 11:05 a.m. PST [AA,TS,SM]**

4230: 11:05 PST, 1.218', 18 cfs [oss 1.22]
6712: "Program Disabled." Bottle empty. Fridge at 0.5° C.

Grab samples: Taken at check structure @ 11:05 a.m. PST.

Field Measurements:	Temperature = 17.7° C	pH = 7.51
DO (%) = 77.9	Conductivity = 1095 uS	Salinity = 0.6 ppt
DO(mg/L) = 7.35	Specific Conductance = 1167 uS	

- **11/18/2012 @ 08:50 a.m. PST [TL,TS]**

4230: 08:50 PST, 1.290', 45 cfs. Outside staff ~ 1.28'.

6712: Stopped program. Bottle ½ full. Pump tubing count 246,069. Flushed line with 2 L distilled water. Fridge at 3° C.
Composite samples: Pulled at 08:50 a.m. PST.

ME-SCR Santa Clara River (Freeman Diversion)

First event using new swing arm intake, which is designed to keep the intake strainer submerged regardless of whether the diversion is open or closed. First event with 4210 installed in diversion canal to be able to detect when gate is opened (water level will drop noticeably). However, the gate was not opened during this event.

❖ **11/14/2012 @ 14:05 p.m. PST [WBC,BS]**

4210: 0.055'
6712: Refrigerator at -2° C, turned slightly warmer. Flushed line with 1L 1% HNO3 (collected waste) and 2L distilled water. Program time paced 18 hours, sample every 31 minutes. Run program: "Program disabled". Composite bottle lid off. Grab bottles and toxicity buckets left onsite.

❖ **11/16/2012 [WBC]**

Forecast 0.5" rainfall.

❖ **11/17/2012 @ 10:40 a.m. PST [BS,TL]**

4210: 1.71'
6712: "Sample 9 in 00:03". Bottle 1/5 full. Fridge at 2° C.
Grab samples: Taken from diversion canal @ 10:50 PST.

Field Measurements:	Temperature = 16.2° C	pH = 8.23
DO (%) = 122.7	Conductivity = 1317 uS	Salinity = 0.8 ppt
DO(mg/L) = 12.00	Specific Conductance = 1583 uS	

❖ **11/18/2012 @ 10:27 PST [TL,TS]**

4210: 10:29 PST 1.881'
6712: "Program: time paced is done." Bottle full. Pump tubing count 266,274. Flushed line with 2L distilled water. Fridge temp 4° C.
Composite samples: Pulled at 10:35 a.m. PST.

ME-VR2 Ventura River (Ojai Valley Sanitary District)

❖ **11/15/2012 @ 11:50 a.m. PST [BS]**

Forecast 1" rainfall → 75,000 cf pacing (2105 set remotely to 1,000 cf pacing).
4230: 11:50 PST, 1.757', 1 cfs.
6712: Fridge at 4° C. Flushed line with 2L distilled water (cleaned with 1L 1% HNO3 on 10/11/2012). Program flow paced; pacing every 75 pulses. Run program: "Program disabled". Composite bottle lid off. Grab bottles and toxicity buckets onsite.

❖ **11/16/2012 [WBC-remote]**

2105: Reduced pacing to 333 cf due to decrease in forecast (0.25").

❖ **11/17/2012 @ 09:40 a.m. PST [BS,TL]**

4230: 09:39 PST, 1.849', 2 cfs [oss 1.86]
6712: "Program disabled." Bottle empty. Fridge at 3° C.
Grab samples: Taken in river near composite intake at 09:50 a.m. PST.

NPDES 2012/2013 Event #2 (Wet)

Field Measurements:	Temperature = 13.3° C	pH = 7.73
DO (%) = 95.5	Conductivity = 931 uS	Salinity = 0.6 ppt
DO(mg/L) = 9.90	Specific Conductance = 1198 uS	

❖ **11/17/2012 @ 19:45 p.m. PST [WBC-remote]**

2105: Reduced pacing to 30 cf due to lack of response from rain.

❖ **11/18/2012 @ 09:40 a.m. PST [KH,BS]**

4230: 1.793', 1 cfs.
6712: Fridge at 4° C. "Sample 33 after 61 pulses". Stopped program. Bottle full. Flushed line with 2 L distilled water. Pump tubing count 389,116.
Composite samples: Pulled at 09:40 a.m. PST.
Note: San Antonio Creek did not flow into Ventura River during this event and the Ventura River did not flow at Santa Ana Blvd, so there was no connectivity between the outfalls (MO-MEI and MO-OJA) and the mass emission station (ME-VR2) during this event.

NPDES ~ MAJOR OUTFALLS

MO-CAM Camarillo (Camarillo Hills Drain)

❖ **11/15/2012 @ 10:15 a.m. PST [KH,SM,TS]**

Forecast 0.50" rainfall → 2105 set remotely to 1,000 cf pacing.
4230: 10:16 PST, 0.030', 10 cfs (flow level too low to register at bubbler)
6712: Fridge at 4° C. Flushed line with 1L 1% HNO3 (collected waste) and 2L distilled water. Program flow paced; pacing every 20 pulses. Run program: "Program disabled". Composite bottle lid off. Grab and field duplicate bottles and toxicity buckets on site.

❖ **11/16/2012 [WBC-remote]**

2105: Forecast decreased to 0.25". Decreased pacing to 500cf.

❖ **11/17/2012 @ 09:24 a.m. PST [AA,SM,TS]**

4230: 09:24 PST, 0.088', 15 cfs. Outside staff ~ 0.05'
6712: "Sample 20 after 5 pulses." Bottle half full. Fridge at 3° C.
Grab samples: Taken at 09:25 a.m. PST. Field duplicates at 09:25 a.m.

Field Measurements:	Temperature = 17.0° C	pH = 7.29
DO (%) = 98.1	Conductivity = 136.2 uS	Salinity = 0.1 ppt
DO(mg/L) = 9.50	Specific Conductance = 160.7 uS	

❖ **11/18/2012 @ 09:55 a.m. PST [TL,TS]**

4230: 09:54 PST, 0.00.028', 10 cfs (flow level too low to register at bubbler)
6712: "Program disabled". Stopped program. Bottle ~17L. Fridge at 4° C. Pump tubing count 91,739. Flushed line with 2 L distilled water. Dessicant needs changed.
Composite samples: Pulled 10:00 a.m. PST.

MO-FIL Fillmore (North Fillmore Drain)

❖ **11/16/2012 @ 12:29 p.m. PST [WBC,AA]**

Forecast 0.5" rainfall
4250: 2.655'

6712: Fridge at 1° C. Flushed line with 2L distilled water. Pump count 33,195. Program 18 hour time-paced program, sample every 31 minutes, no delay to start. Run program "Program disabled". Composite bottle lid off. Grab bottles and toxicity buckets onsite.

❖ **11/17/2012 @ 09:30 a.m. PST [JS,DC]**

4250: 3.240'
6712: "Sample 5". Bottle 1/10 full. Fridge at 3° C.
Grab samples: Taken at 09:45 a.m. PST.

Field Measurements:	Temperature = 16.0° C	pH = 7.62
DO (%) = 79.4	Conductivity = 171.5 uS	Salinity = 0.1 ppt
DO(mg/L) = 7.52	Specific Conductance = 214.5 uS	

❖ **11/18/2012 @ 08:17 a.m. PST [WBC,AA]**

4250: 3.055', 0.10 ft/s
6712: "Program time paced is done". Pump counts 179,844. Bottle full. Flushed line with 2 L distilled water.
Composite samples: Pulled at 08:17 a.m. PST.

MO-MEI Meiners Oaks (Happy Valley Drain)

❖ **11/15/2012 @ 12:19 p.m. PST [BS]**

Forecast 1.25" rainfall → 10,000 cf pacing (2105 set remotely to 1,000 cf pacing).
4230: 12:20 PST, 0.082', 1 cfs (out of contact with low flow water)
6712: Fridge at 5° C, turned colder. Flushed line with 2L distilled water (cleaned with 1L 1% HNO3 on 10/11/2012). Program flow paced; pacing every 10 pulses. Run program: "Program disabled". Composite bottle lid off. Grab bottles and toxicity buckets onsite.

❖ **11/16/2012 @ 02:59 a.m. PST [WBC-remote]**

2105: Changed pacing to 200 cf due to lowered forecast of 0.25".

❖ **11/17/2012 @ 09:15 a.m. PST [BS,TL]**

4230: 09:04 PST, 0.150', 5 cfs. [Outside staff ~ 0.10']
6712: "Program Flow Paced is done. Errors have occurred during program." Fridge at 6° C, turned colder. Composite volume ~3/4 full.
Grab samples: Taken at 09:45 a.m. PST.

Field Measurements:	Temperature = 14.4° C	pH = 7.64
DO (%) = 102.3	Conductivity = 81.7 uS	Salinity = 0.1 ppt
DO(mg/L) = 10.42	Specific Conductance = 102.4 uS	

❖ **11/18/2012 @ 08:30 a.m. PST [BS,KH]**

4230: 08:24 PST, 0.081', 1cfs
6712: "Program: Flow paced is done." Bottle ~ 12L. Fridge at 4° C Flushed line with 2 L distilled water. Pump tubing count 114,614. Turned 6712 off. High water mark in stilling well, ~0.5".
Composite samples: Pulled at 08:30 a.m. PST.

❖ **11/19/2012 @ 12:00 p.m. PST [WBC]**

Turned fridge off. High water mark under bridge ~0.3'.

NPDES 2012/2013 Event #2 (Wet)

MO-MPK Moorpark (Gabbert Canyon Drain)

❖ **11/15/2012 @ 11:15 a.m. PST [KH,SM,TS]**

Forecast 0.5" rainfall → 2,000 cf pacing (2105 set remotely to 1,000 cf pacing).
4230: 11:16, 0.076', 0.2 cfs
6712: Fridge at 4° C. Flushed line with 1L 1% HNO3 (collected waste) and 2L distilled water. Program flow paced; pacing every 2 pulses. Run program: "Program disabled". Composite bottle lid off. Grab bottles and toxicity buckets onsite.

❖ **11/16/2012 [WBC-remote]**

2105: Reduced pacing to 500 cf due to decrease in forecast (0.25").

❖ **11/17/2012 @ 10:30 a.m. PST [JS,DC]**

4230: 0.127'
6712: "Program disabled". Bottle ~ ¼ full.
Grab samples: Taken at 10:45 a.m. PST.

Field Measurements:	Temperature = 17.1° C	pH = 8.12
DO (%) = 101.2	Conductivity = 322.8 uS	Salinity = 0.2 ppt
DO(mg/L) = 9.48	Specific Conductance = 379.5 uS	

Notes: No flow from upper or lower RCP from Edison property to have analyzed for pentachlorophenol (EPA 515.3).

❖ **11/18/2012 @ 08:43 a.m. PST [WBC,AA]**

4230: 0.073', 0.2 cfs
6712: "Program disabled. Errors have occurred." No liquid detected multiple samples. Fridge at 3° C. Bottle 4" full. Flushed line with 2L distilled water. Pump tubing count 62,248.
Composite samples: Pulled at 08:43 a.m. PST.
Notes: Less rain fell than forecast.

MO-OJA Ojai (Fox Canyon Barranca)

❖ **11/15/2012 @ 12:45 p.m. PST [BS]**

Forecast 1.0" rainfall → 10,000 cf pacing (2105 set remotely to 1,000 cf pacing).
4230: 12:44 PST, -0.003', 0 cfs
6712: Fridge at 3° C. Flushed line with 2L distilled water (cleaned with 1L 1% HNO3 on 10/11/2012). Program flow paced; pacing every 10 pulses. Run program: "Program disabled". Composite bottle lid off. Grab bottles onsite.
Notes: Prepared mud line under bridge for high water mark.

❖ **11/16/2012 [WBC-remote]**

2105: Reduced pacing to 500 cf due to decrease in forecast (0.25").

❖ **11/17/2012 @ 08:35 a.m. PST [BS,TL]**

4230: -0.003', 0 cfs
6712: "Program disabled". Bottle ¼ full. Fridge at 4° C.
Grab samples: Taken 08:45 a.m. PST.

Field Measurements:	Temperature = 14.5° C	pH = 7.15
DO (%) = 102.4	Conductivity = 73.4 uS	Salinity = 0.0 ppt
DO(mg/L) = 10.14	Specific Conductance = 92.5 uS	

NPDES 2012/2013 Event #2 (Wet)

❖ **11/18/2012 @ 09:00 a.m. PST [BS,KH]**

4230: 08:54 PST, -0.003', 0 cfs
6712: "Sample 17 after 9 pulses". Bottle ~ 9L. Fridge at 3° C. Flushed line with 2 L distilled water. Pump tubing count 157,966. Turned 6712 off.
Composite samples: Pulled at 09:00 a.m. PST.
Notes: High water mark ~0.25' inside curve, ~0.27' outside curve.

MO-OXN Oxnard (El Rio Drain)

❖ **11/15/2012 @ 14:30 p.m. PST [KH,SM,TS]**

Forecast 1" rainfall → 25,000 cf pacing (2105 set remotely to 1,000 cf pacing).
4230: 14:28 PST, 0.128', 0.4 cfs
6712: Fridge at 4° C. Flushed line with 1L 1% HNO3 (collected waste) and 2L distilled water. Program flow paced; pacing every 25 pulses. Run program: "Program disabled". Composite bottle lid off. Grab bottles and toxicity buckets onsite.

❖ **11/16/2012 [WBC-remote]**

2105: Reduced pacing to 280 cf due to decrease in forecast (0.25").

❖ **11/17/2012 @ 08:34 a.m. PST [AA,SM,TS]**

4230: 0.607' [o/s 0.55'], 9.4 cfs
6712: Fridge at 1° C. "Sample 17 after 15 pulses." Bottle 6" full.
Grab samples: Taken at 08:34 a.m. PST.

Field Measurements:	Temperature = 15.9° C	pH = 7.03
DO (%) = 89.9	Conductivity = 181.4 uS	Salinity = 0.1 ppt
DO(mg/L) = 8.88	Specific Conductance = 216.7 uS	

❖ **11/18/2012 @ 10:30 a.m. PST [KH,BS]**

4230: 10:26 PST, 0.108', 0.2 cfs
6712: "Program: Flow paced is done." Bottle full. Flushed line with 2 L distilled water. Pump tubing count 103,115.
Composite samples: Pulled at 10:30 a.m. PST.

MO-HUE Port Hueneme (Hueneme Drain)

❖ **11/15/2012 @ 10:00 a.m. PST [BS]**

6712: Fridge at 4° C. Flushed line with 2L distilled water. Trouble shoot communication difficulties. Tested inside and rooftop antennae, did not restore communication. Disconnected and reconnected fuses for 2105 and 6712, communication restored. Programmed time paced start 00:05 on 11/17, 31 min interval, 18 hour program. Run program "Start Time – proceed at 00:05 SA 17-NOV". Composite bottle lid off. Grab bottles and toxicity buckets onsite.

❖ **11/16/2012 [WBC]**

Forecast 0.25".

❖ **11/17/2012 @ 00:10 a.m. PST [WBC-remote]**

2105: 2105c set to enable (latched) with 0.06" rain.

❖ **11/17/2012 @ 10:29 a.m. PST [AA,SM,TS]**

6712: Fridge at 4° C. "Sample 11 in 00:02:10". Bottle 4" full.

Grab samples: Taken at 10:30 a.m. PST. Water level behind gates very low, below last step. 10-15 ducks at sample site.

Field Measurements:	Temperature = 16.7° C	pH = 7.42
DO (%) = 40.6	Conductivity = 7430 uS	Salinity = 5.0 ppt
DO(mg/L) = 3.67	Specific Conductance = 8820 uS	

❖ **11/18/2012 @ 08:21 a.m. PST [TL,TS]**

6712: Fridge at 4° C. "Program time paced is done." Bottle full. Flushed line with 2 L distilled water. Pump tubing count 187,517.

Composite samples: Pulled at 08:30 a.m. PST.

MO-SIM Simi Valley (Bus Canyon Drain)

❖ **11/15/2012 @ 12:10 p.m. PST [KH,TS,SM]**

Forecast 0. 5" rainfall → 20,000 cf pacing (2105 set remotely to 1,000 cf pacing).
4230: 12:08 PST, 0.141', 2 cfs
6712: Fridge at 5° C, turned colder. Flushed line with 1L 1% HNO3 (collected waste) and 2L distilled water. Program flow paced; pacing every 20 pulses. Run program: "Program disabled". Installed one labeled 18.5 L bottle, lid off. Grab bottles and toxicity buckets onsite.
Notes: Re-chalked for high water mark.

❖ **11/16/2012 [WBC-remote]**

2105: Reduced pacing to 500 cf due to decrease in forecast (0.25").

❖ **11/17/2012 @ 11:30 a.m. PST [JS,DC]**

4230: 11:30 PST, 0.342'
6712: "Sample 17". Bottle ~ ½ full. Fridge at 0° C.

Grab samples: Taken at 11:45 a.m. PST.

Field Measurements:	Temperature = 17.4° C	pH = 7.75
DO (%) = 96.6	Conductivity = 548 uS	Salinity = 0.3 ppt
DO(mg/L) = 9.19	Specific Conductance = 562 uS	

❖ **11/18/2012 @ 09:17 a.m. PST [AA,WBC]**

4230: 0.139', 2 cfs
6712: "Program disabled." Fridge at 3° C. Bottle 1/3 full. Pump tubing count 52,602. Flushed line with 2 L distilled water.

Composite samples: Pulled at 09:17 a.m. PST.

MO-SPA Santa Paula (11th Street Drain)

❖ **11/15/2012 @ 15:04 p.m. PST [WBC,BS]**

Forecast 1.0" rainfall → 7,000 cf pacing (2105 set remotely to 1,000 cf pacing).
4250: 15:04 PST, 0.007', 0 cfs
6712: Fridge at 2° C. Flushed line with 1L 1% HNO3 (collected waste) and 2L distilled water. Program flow paced; pacing every 7 pulses. Run program: "Program disabled". Composite bottle lid off. Grab bottles and toxicity buckets left onsite.

❖ **11/16/2012 [WBC-remote]**

2105: Reduced pacing to 286 cf due to decrease in forecast (0.25").

❖ **11/17/2012 @ 08:25 a.m. PST [JS,DC]**

4250: Not recorded
6712: "Sample 32". Bottle 7/8 full. Fridge at 4° C.
Grab samples: Taken at 08:35 a.m. PST.

Field Measurements:	Temperature = 15.2° C	pH = 7.42
DO (%) = 99.5	Conductivity = 151.8 uS	Salinity = 0.1 ppt
DO(mg/L) = 9.98	Specific Conductance = 186.7 uS	

❖ **11/18/2012 @ 07:54 a.m. PST [WBC,AA]**

4250: 0.26 cfs, 2.56 ft/s
6712: "Program flow paced is done." Bottle full. Fridge at 3° C. Flushed line with 2 L distilled water. Pump tubing count 184,569.
Composite samples: Pulled at 07:54 a.m. PST.

MO-THO Thousand Oaks (Hill Canyon WWTP)

❖ **11/15/2012 @ 12:55 p.m. PST [KH,SM,TS]**

Forecast 0. 25" rainfall → 10,000 cf pacing through the 4230.
4230: 12:58 PST, 2.157', 1 cfs.
6712: Fridge at 4° C. Flushed line with 1L 1% HNO3 (collected waste) and 2L distilled water. Program flow paced; pacing every 1 pulse. Run program: "Program disabled". Composite bottle lid off. Grab bottles and toxicity buckets onsite.

❖ **11/17/2012 @ 12:30 p.m. PST [JS,DC]**

4230: 2.466'
6712: "Sample 23." Bottle ~ 2/3 full. Fridge at 4° C.
Grab samples: Taken at 12:45 p.m. PST.

Field Measurements:	Temperature = 15.5° C	pH = 8.16
DO (%) = 94.4	Conductivity = 834 uS	Salinity = 0.5 ppt
DO(mg/L) = 8.82	Specific Conductance = 1021 uS	

❖ **11/18/2012 @ 09:21 a.m. PST [TL,TS]**

4230: 09:21 PST, 2.226', 2 cfs
6712: "Program: Flow paced is done". Fridge at 4° C. Bottle full. Pump tubing count 198,625. Flushed line with 2 L distilled water.
Composite samples: Pulled at 09:30 a.m. PST.

MO-VEN Ventura (Moon Ditch)

❖ **11/15/2012 @ 11:19 a.m. PST [BS]**

Forecast 1.25" rainfall → 50,000 cf pacing (2105 set remotely to 1,000 cf pacing).
4230: 11:20 PST, 0.041', 1 cfs
6712: Fridge at -4° C, turned warmer. Flushed line with 2L distilled water (cleaned with 1L 1% HNO3 on 8/28/2012). Program flow paced; pacing every 50 pulses. Run program: "Program disabled." Removed composite bottle lid. Grab bottles and toxicity bottles left onsite.

❖ **11/16/2012 [WBC-remote]**

2105: Reduced pacing to 200 cf due to decrease in forecast (0.25").

❖ **11/17/2012 @ 07:35 a.m. PST [BS,TL]**

4230: 07:37 PST, 0.313, 14 cfs [oss 0.25']

6712: "Sample 7 after 15 pulses." Fridge at 2° C. Composite bottle ~ 6L. Bottle volume good.

Grab samples: Taken at 07:45 a.m. PST.

Field Measurements:	Temperature = 15.7° C	pH = 7.67
DO (%) = 101.6	Conductivity = 216.4 uS	Salinity = 0.1 ppt
DO(mg/L) = 9.98	Specific Conductance = 263.0 uS	

❖ **11/18/2012 @ 10:05 a.m. PST [KH,BS]**

4230: 10:01 PST, 0.039', 1 cfs

6712: "Program disabled. Errors have occurred." No liquid detected for sample 10+11, last sample @ 1:44 PST was #18. Bottle ~ 8L. Flushed line with 2 L distilled water. Pump tubing count 72,450. Turned 6712 off.

Composite samples: Pulled at 10:05 a.m. PST.

Sample Tracking

❖ Bacteria samples to VCHCA (Susan Benavides):

11/17/12 @ 11:41 PST (SCR/VR2/OJA/MEI/VEN): Bram Sercu & Tommy Liddell
11/17/12 @ 12:14 PST (CC/CAM(&MD-1)/HUE/OXN): Arne Anselm, Sarah McGinnis, Tom Sanford
11/17/12 @ 14:20 PST (FIL/SPA/MPK/SIM/THO): Jason Siegert & Daniel Calderon

❖ Toxicity samples to ABC (Lorena Marquez):

11/17/12 @ 12:16 PST (SCR/VR2/MEI/VEN): Bram Sercu & Tommy Liddell
11/17/12 @ 12:42 PST (CC/CAM/HUE/OXN): Arne Anselm, Sarah McGinnis, Tom Sanford
11/17/12 @ 14:20 PST (FIL/SPA/MPK/SIM/THO): Jason Siegert & Daniel Calderon

❖ Grab and composite samples to Weck Laboratories, Inc. by Weck-provided courier:

11/18/12 @ 13:22 PST: Saticoy Operations Yard. All grab samples and composites relinquished by Bill Carey and received by Luis Lopez from RMS courier service.

Staff

❖ Ventura County Watershed Protection District (VCWPD)

[AA] Arne Anselm
[WBC] Bill Carey
[KH] Kelly Hahs
[BS] Bram Sercu

❖ Americorps – Watershed Stewards Project (WSP)

[SM] Sarah McGinnis
[TS] Tom Sandford

❖ Ventura Regional Sanitation District (VRSD)

[JS] Jason Siegert

NPDES 2012/2013 Event #2 (Wet)

[DC] Daniel Calderon

- JR's Environmental Services (JRE)

[TL] Tommy Liddell

NPDES 2012/13 Water Quality Monitoring
Event #3 (Wet), February 19-20, 2013 Summary

Notes: The 2012/13 wet season has been unusually dry. The forecast for this storm differed depending on forecaster with the national weather service (NWS) predicting 0.33 – 0.66" and Alan Fox predicting 0.10 – 0.20", with possibly 0.30" for south county. Since it is approaching the end of the wet season and we have only sampled one rain event for most sites, we sampled this storm. Rainfall was below the required threshold for analysis (0.15") at several sites; however samples were analyzed due to concerns that there would be insufficient qualifying rain events before April 15th.

Forecasted Rainfall Amounts: All sites 0.1" – 0.6" rainfall

Actual Rainfall Amounts: ~ 0" – 0.24" across the county

Sampling Durations (to nearest 0.5 hours):

ME-CC = 11.5 hrs.	ME-SCR = 11.0 hrs.	
MO-CAM = 0.5 hrs.	MO-FIL = 11 hrs.	MO-HUE = 21.0 hrs.
MO-OXN = 2.5 hrs.	MO-SIM = 1.0 hrs.	MO-SPA = 1.5 hrs.
MO-THO = 2.0 hrs.	MO-VEN = 1.0 hrs.	

Storm Control: Bill Carey

Sampling Crew (during storm):
VR2/OJA/MEI/VEN/MB-1(VEN): Kelly Hahs & Abraham Miguel (VRSD)
MPK/SIM/THO: Arne Anselm, Tom Sanford (WSP) & Sarah McGinnis (WSP)
SCR/FIL/SPA/OXN: Tommy Liddell (JRE) & Giovanni Malagon (VRSD)
CC/CAM/HUE: Bram Sercu & Daniel Calderon (VRSD)

Sampling Crew (post-storm sample pickup):
2/20/2013 (VR2/OJA/MEI): Kelly Hahs (no samples)
2/20/2013 (VEN/OXN/HUE/CC/CAM/SCR/SPA): Kelly Hahs & Bram Sercu
2/20/2013 (FIL/MPK/SIM/THO): Arne Anselm & Bill Carey (no samples MPK)

NPDES ~ MASS EMISSION

ME-CC Calleguas Creek (CSUCI Bridge)

2105: Pacing = 1,000 cf

- **2/18/2013 @ 12:34 PST [AA]**

4230: 1.145', 7 cfs.
6712: Fridge at 59°C, turned on to middle setting. Flushed line with 2L distilled water. Pump counts 259,098. Program flow paced; pacing every 75 pulses, 96 hour max run time. Run program: "Program disabled 12:40 MO 18-FEB". Composite lid off. Grab bottles still onsite.

- **02/19/2013 @ 20:12 PST [BS,DC]**

4230: 1.169', 15 cfs
6712: "Program Disabled." Bottle empty. Fridge at 6°C, turned colder.
Grab samples: Taken at check structure @ 20:20 PST.

Field Measurements:	Temperature = 14.1° C	pH = 8.08
DO (%) = 79.8	Conductivity = 1267 uS	Salinity = 0.8 ppt
DO(mg/L) = 7.37	Specific Conductance = 1601 uS	

❖ **02/19/2013 @ 20:45 PST [WBC-remote]**

2105: Sampler remotely enabled.

❖ **02/20/2013 @ 10:50 PST [KH,BS]**

4230: 10:49 PST, 1.354', 34 cfs. Outside staff obscured by weeds.
6712: "Program flow paced is done. Errors have occurred during program." Sample 16 "No more liquid". Bottle full to top. Fridge at 4°C. Flushed line with 2 L distilled water. Pump tubing count 580,088. Turned 6712 off.
Composite samples: Pulled at 10:50 PST.
Event rainfall: Unofficial as of 3/26/2013 = 0.24".

ME-SCR Santa Clara River (Freeman Diversion)

Swing arm intake (designed to keep the intake strainer submerged regardless of whether the diversion is open or closed). The gate was not opened during this event.

❖ **02/18/2013 @ 10:50 PST [KH]**

4210: 0.055'
6712: Refrigerator at 2° C. Flushed line with 2L distilled water. Pump count = 287,797. Program time paced 12 hours, sample every 21 minutes. Run program: "Program disabled 10:56 MO-18-FEB." Composite bottle lid off. Grab bottles still onsite.

❖ **02/19/2013 @ 20:06 PST [WBC-remote]**

2105: Sampler remotely enabled.

❖ **02/19/2013 @ 21:23 PST [TL,GM]**

4210: 3.276'
6712: "Sample 6 in 18:34". Bottle ~ 2L. Fridge at 4° C.
Grab samples: Taken from diversion canal @ 21:45 PST.

Field Measurements:	Temperature = 13.6° C	pH = 8.06
DO (%) = 91	Conductivity = 1372 uS	Salinity = 0.89 ppt
DO(mg/L) = 9.4	Specific Conductance = 1752 uS	

❖ **02/20/2013 @ 07:00 PST [WBC-remote]**

2105: Sampler remotely disabled.

❖ **02/20/2013 @ 11:50 PST [KH,BS]**

4210: 3.285'
6712: "Program disabled." Disabled after sample 32 at 06:59. Bottle full. Fridge temp 2°C. Flushed line with 2L distilled water. Pump tubing count 485,403. Turned 6712 off.
Composite samples: Pulled at 11:50 PST.
Event rainfall: Unofficial as of 3/26/2013 = 0.12".

ME-VR2 Ventura River (Ojai Valley Sanitary District)

2105: Pacing = 1,000 cf

❖ **02/18/2013 @ 14:55 PST [KH]**

4230: 14:55 PST, 1.897', 2 cfs
6712: Fridge at 2°C. Flushed line with 2L distilled water. Pump count 402,198. Lid off. Program flow paced; pacing every 9 pulses. Run program: "Program disabled 15:01 MO

18-FEB". Composite bottle lid off. Grab bottles still onsite. Oss = 1.910', 4230 = 1.900'. Bubbler in contact with water, communication channel has water, intake strainer submerged in main channel of river.

❖ **11/20/2013 @ 08:40 PST [KH]**

6712: Stopped program, turned 6712 off. Insufficient flow to trigger sampler. Bottle clean, recapped lid.

Note: Flow was insufficient in this watershed to sample this event.

NPDES ~ MAJOR OUTFALLS

MO-CAM Camarillo (Camarillo Hills Drain)

❖ **02/18/2013 @13:04 PST [AA]**

2105: Pacing = 1,000 cf
4230: 0.030', 10 cfs (flow level too low to register at bubbler)
6712: Fridge at 2°C. Flushed line with 2L distilled water. Pump count = 101,712. Chalk line set for high water mark. Program flow paced; pacing every 2 pulses. Run program: "Program disabled 13:19 MO 18-FEB". Composite bottle lid off. Grab bottles still on site.

❖ **02/19/2013 @ 18:39 PST [BS,DC]**

4230: 0.029', 10 cfs
6712: "Program disabled." Bottle empty. Stopped program, changed pulses to 5 and restarted program. "Program disabled 18:38". Wait for rain.

❖ **02/19/2013 @ 19:27 PST [BS,DC]**

4230: 0.028', 10 cfs
6712: "Program disabled." Bottle empty. Fridge at 4° C.
Grab samples: Taken at 19:40 PST.

Field Measurements:	Temperature = 12.0°C	pH = 7.40
DO (%) = 88.2	Conductivity = 162.5 uS	Salinity = 0.1 ppt
DO(mg/L) = 9.32	Specific Conductance = 213.1 uS	

❖ **02/19/2013 @ 19:34 PST [WBC-remote]**

2105: Changed 2105c pacing to 400 cf for overall pacing rate of 2,000 cf.

❖ **02/20/2013 @ 11:15 PST [KH,BS]**

4230: 11:14 PST, 0.030', 10 cfs (flow level too low to register at bubbler)
6712: "Program disabled" after sample 27. Stopped program. Bottle ~15L. Fridge at 4°C. Flushed line with 2 L distilled water. Pump tubing count 173,969. Turned 6712 off.
Composite samples: Pulled 11:15 PST.
Event rainfall: Unofficial as of 3/26/2013 = 0.06".

MO-FIL Fillmore (North Fillmore Drain)

❖ **02/18/2013 @ 10:10 PST [AA]**

4250: 2.714'
6712: Fridge at 6° C, turned 1 notch colder. Flushed line with 2L distilled water. Pump count 193,589. Program 12 hour time-paced program, sample every 20 minutes. Run program "Program disabled 10:23 MO 18-FEB". Composite bottle lid off. Grab bottles still onsite.

NPDES 2012/2013 Event #3 (Wet)

❖ **02/19/2013 @ 20:31 PST [WBC-remote]**

2105: Sampler remotely enabled.

❖ **02/19/2013 @ 20:40 PST [TL,GM]**

4250: 2.847'
6712: "Sample 2 in 11:38". Bottle ~ 0.5L (strong smell of sulfur). Fridge at 3°C.
Grab samples: Taken at 20:55 PST.

Field Measurements:	Temperature = 16.0°C	pH = 7.74
DO (%) = 59	Conductivity = 1377 uS	Salinity = 0.84 ppt
DO(mg/L) = 5.7	Specific Conductance = 1662 uS	

❖ **02/20/2013 @ 07:41 PST [WBC-remote]**

2105: Sampler remotely disabled.

❖ **02/20/2013 @ 10:13 PST [WBC,AA]**

4250: 2.849'
6712: "Program disabled." Program stopped. Pump counts 336,239. Bottle full to shoulder. Flushed line with 2 L distilled water.
Composite samples: Pulled at 10:15 PST.
Event rainfall: Unofficial as of 3/26/2013 = 0.09" .

MO-MEI Meiners Oaks (Happy Valley Drain)

2105: Pacing = 500 cf

❖ **02/18/2013 @ 14:25 PST [KH]**

4230: 14:20 PST, 0.083', 1 cfs (channel dry)
6712: Fridge at 13°C, turned fridge on. Flushed line with 2L distilled water. Pump count = 121,728. Program flow paced; pacing every 1 pulse. Run program: "Program disabled 14:25 MO 18-FEB". Composite bottle lid off. Grab bottles still onsite. Chalked line under bridge for high water mark.

❖ **02/20/2013 @ 08:20 PST [KH]**

6712: Stopped program, turned 6712 off. Insufficient flow to trigger sampler. Bottle clean, recapped lid.
Note: Flow was insufficient in this watershed to sample this event.

MO-MPK Moorpark (Gabbert Canyon Drain)

2105: Pacing = 500 cf

❖ **02/18/2013 @ 10:51 PST [AA]**

4230: 0.081', 0.2 cfs
6712: Fridge at 4° C. Flushed line with 2L distilled water. Pump count = 71,310. Program flow paced; pacing every 1 pulse. Run program: "Program disabled 10:57 MO 18-FEB". Composite bottle lid off. Grab bottles still onsite.

❖ **02/19/2013 @ 19:40 PST [AA,TS,SM]**

4230: 0.078', 0.2 cfs
6712: Fridge at 2° C. "Program disabled." Bottle empty.

Notes: Collected grab samples but flow was insufficient to trigger sampler so grab samples were discarded. No flow from upper or lower RCP from Edison property to have analyzed for pentachlorophenol (EPA 515.3).

❖ **02/20/2013 [AA,WBC]**

6712: "Program disabled." Bottle empty. Recapped bottle.

Note: Flow was insufficient to sample this event at this site.

MO-OJA Ojai (Fox Canyon Barranca)

2105: Pacing = 500 cf

❖ **02/18/2013 @ 13:45 PST [KH]**

4230: 13:41 PST, -0.002', 0 cfs

6712: Fridge at 0°C. Flushed line with 2L distilled water. Pump count = 165,428. Program flow paced; pacing every 1 pulse. Run program: "Program disabled 13:45 MO 18-FEB". Composite bottle lid off. Grab bottles onsite.

Notes: Prepared chalk line under bridge for high water mark and moved palm fronds in channel to below sampler intake.

❖ **02/19/2013 @ 21:10 PST [KH]**

Notes: Attempted to collect grab samples but flow was too low to fill bottles.

❖ **02/20/2013 @ 08:05 PST [KH]**

6712: Stopped program, turned 6712 off. Insufficient flow to trigger sampler. Bottle clean, recapped lid.

Note: Flow was insufficient in this watershed to sample this event.

MO-OXN Oxnard (El Rio Drain)

2105: Pacing = 1,000 cf

❖ **02/18/2013 @ 12:10 PST [KH]**

4230: 12:03 PST, 0.108', 0.2 cfs

6712: Fridge at 2°C. Flushed line with 2L distilled water. Program flow paced; pacing every 2 pulses. Run program: "Program disabled 12:08 MO 18-FEB". Composite bottle lid off. Grab bottles still onsite. Chalked line under bridge for high water mark.

❖ **02/19/2013 @ 19:11 PST [TL,GM]**

4230: 19:09, 0.110' [oss <0.1'], 0.3 cfs

6712: Fridge at 4°C. "Program disabled." Bottle empty.

Grab samples: Taken at 19:30 PST.

Field Measurements:	Temperature = 12.5°C	pH = 9.06
DO (%) = 112	Conductivity = 813 uS	Salinity = 0.53 ppt
DO(mg/L) = 11.8	Specific Conductance = 1073 uS	

❖ **02/20/2013 @ 09:40 PST [KH,BS]**

4230: 09:40 PST, 0.108', 0.2 cfs

6712: Fridge @ 4°C. "Program: Flow paced is done." Bottle full. Flushed line with 2 L distilled water. Pump tubing count 198,714. High water mark ~ 0.6'.

Composite samples: Pulled at 09:40 PST.

Event rainfall: Unofficial as of 3/26/2013 = 0.07".

MO-HUE Port Hueneme (Hueneme Drain)

❖ **02/18/2013 @ 12:45 PST [KH]**

6712: Fridge at 2°C. Flushed line with 2L distilled water. Pump count = 197,818. Programmed time paced 12 hour program, 21 min/sample. Run program "Program disabled 12:48 MO-18-FEB". Composite bottle lid off. Grab bottles still onsite.

❖ **02/18/2013 [WBC-remote]**

2105: 2105c set to enable (latched) with 0.06" rain.

❖ **02/19/2013 @ 10:07 PST [WBC-remote]**

2105: 2105c set to enable (latched) with 0.1" rain. Several samples (11 of 35) were taken due to shower event that triggered sampler at 0630 hrs.

❖ **02/19/2013 @ 19:13 PST [WBC-remote]**

2105: Sampler remotely enabled.

❖ **02/19/2013 @ 20:55 PST [BS,DC]**

6712: Fridge at 4°C. "Sample 18 in 00:19:20". Bottle ½ full.

Grab samples: Taken at 21:10 PST

Field Measurements:	Temperature = 14.1° C	pH = 7.62
DO (%) = 40.1	Conductivity = 4100 uS	Salinity = 3.2 ppt
DO(mg/L) = 3.93	Specific Conductance = 5930 uS	

❖ **02/20/2013 @ 10:25 PST [KH,BS]**

6712: Fridge at 4° C. "Program time paced is done." Bottle full. Flushed line with 2 L distilled water. Pump tubing count 351,269.

Composite samples: Pulled at 10:25 PST.

Event rainfall: Unofficial as of 3/26/2013 = 0.18".

MO-SIM Simi Valley (Bus Canyon Drain)

2105: Pacing = 1,000 cf

❖ **02/18/2013 @ 11:20 PST [AA]**

4230: 0.137', 2 cfs

6712: Fridge at 4° C. Flushed line with 2L distilled water. Pump count = 63,945. Program flow paced; pacing every 2 pulses. Run program: "Program disabled 11:28 MO 18-FEB". Removed bottle lid. Grab bottles still onsite.

Notes: Re-chalked for high water mark.

❖ **02/19/2013 @ 20:41 PST [AA,SM,TS]**

4230: 0.472', 29 cfs, [oss 0.45]

6712: "Sample 23 after 2 pulses". Bottle ~ ½ full. Fridge at 2°C.

Grab samples: Taken at 20:41 PST.

Field Measurements:	Temperature = 11.5°C	pH = 7.41
DO (%) = 89.3	Conductivity = 412.7 uS	Salinity = 0.3 ppt
DO(mg/L) = 9.74	Specific Conductance = 557 uS	

❖ **02/20/2013 @ 11:08 PST [AA,WBC]**

4230: 0.139', 2 cfs

6712: "Program flow paced is done." Fridge at 4° C. Bottle full. Pump tubing count 135,115. Flushed line with 2 L distilled water.
Composite samples: Pulled at 11:10 PST.
Event rainfall: Unofficial as of 3/26/2013 = 0.15".

MO-SPA Santa Paula (11th Street Drain)

2105: Pacing = 1,000 cf

❖ **12/18/2013 @ 12:30 PST [WBC]**

4250: 0.007', 0.00 cfs, 0.06 ft/s
6712: Fridge at 3°C. Pump count = 188,535. Flushed line with 2L distilled water. Program flow paced; pacing every 1 pulse. Run program: "Program disabled". Composite bottle lid off. Grab bottles still onsite. Strainer and AV sensor look good.

❖ **02/19/2013 @ 20:05 PST [TL,GM]**

4250: 0.293', 2.15 cfs, 5.20 ft/s
6712: "Sample 5 after 1 pulse". Bottle ~ 2L. Fridge at 3°C.
Grab samples: Taken at 20:15 PST.

Field Measurements:	Temperature = 12.3°C	pH = 7.68
DO (%) = 103	Conductivity = 149.8 uS	Salinity = 0.1 ppt
DO(mg/L) = 10.9	Specific Conductance = 223.1 uS	

❖ **02/20/2013 @ 12:25 PST [KH,BS]**

4250: 12:18, 0.019', 0 cfs
6712: "Program disabled." Last sample #10 at 21:17. Bottle ~ 5L (priority list will be initiated). Fridge at 0° C. Flushed line with 2 L distilled water. Pump tubing count 240,686. Turned 6712 off.
Composite samples: Pulled at 12:25 PST.
Event rainfall: Unofficial as of 3/26/2013 = 0.08".

MO-THO Thousand Oaks (Hill Canyon WWTP)

Pacing = 7,500 cf through the 4230

❖ **02/18/2013 @ 11:55 PST [AA]**

4230: 2.246', 2 cfs [oss 2.125']
6712: Fridge at 2°C. Flushed line with 2L distilled water. Pump count = 208,953. Program flow paced; pacing every 1 pulse. Run program: "Program disabled 12:10 MO 18-FEB". Composite bottle lid off. Grab bottles still onsite.

❖ **02/19/2013 @ 21:43 PST [AA,SM,TS]**

4230: 3.192', 49 cfs [oss 3.03']
6712: "Sample 22 after 1 pulse." Bottle half full. Fridge at 4°C.
Grab samples: Taken at 21:40 PST.

Field Measurements:	Temperature = 11.3°C	pH = 8.42
DO (%) = 90.1	Conductivity = 1079 uS	Salinity = 0.7 ppt
DO(mg/L) = 9.83	Specific Conductance = 1457 uS	

❖ **02/20/2013 @ 11:40 PST [AA,WBC]**

4230: 2.245', 2 cfs

6712: "Program: Flow paced is done". Pump count = 368,350. Fridge at 2°C. Bottle full. Flushed line with 2 L distilled water. OSS HWM ~ 3.7'. Telemetered peak = 3.55'
Composite samples: Pulled at 11:40 PST.
Event rainfall: Unofficial as of 3/26/2013 = 0.21".

MO-VEN Ventura (Moon Ditch)

❖ **02/18/2013 @ 11:40 PST [KH]**

2105: Pacing = 1,000 cf
4230: 11:43, 0.040', 1 cfs
6712: Fridge at 4°C. Flushed line with 2L distilled water. Pump count = 79,922. Program flow paced; pacing every 2 pulses. Run program: "Program disabled 11:45 MO-18-FEB." Removed composite bottle lid. Grab bottles still onsite.

❖ **02/19/2013 @ 18:31 PST [KH,AM]**

4230: 18:28 PST, 0.042', 1 cfs
6712: "Program disabled." Stopped program, changed pacing to 4 pulses. "Program disabled 18:29 TU 19-FEB."

❖ **02/19/2013 @ 19:18 PST [WBC-remote]**

2105: Reduced pacing to 500 cf (500 cf x 4 pulses = 2,000 cf pacing overall)

❖ **02/19/2013 @ 19:40 PST [KH,AM]**

Grab samples: Taken at 19:40 PST. Field blank samples taken at 19:40 PST.

Field Measurements:	Temperature = 12.2°C	pH = 7.10
DO (%) = 84.4	Conductivity = 128.5 uS	Salinity = 0.1 ppt
DO(mg/L) = 8.85	Specific Conductance = 170.4 uS	

❖ **02/20/2013 @ 09:20 PST [KH,BS]**

4230: 09:22 PST, 0.042', 1 cfs
6712: Fridge @ 2°C. Bottle full to shoulder. "Program disabled. Errors have occurred." Stopped program. "Sample 31 No more liquid." Flushed line with 2 L distilled water. Pump tubing count 165,469. Turned 6712 off.
Composite samples: Pulled at 09:25 PST.
Event rainfall: Unofficial as of 3/26/2013 = 0.07".

Sample Tracking

❖ Bacteria samples to VCHCA (Susan Benavides):

02/19/13 @ 21:40 PST (CC/CAM/HUE): Bram Sercu & Daniel Calderon
02/19/13 @ 21:40 PST (SCR/SPA/FIL/OXN): Tommy Liddell & Giovanni Malagon
02/19/13 @ 22:25 PST (VEN?MB-1): Kelly Hahs & Abraham Miguel
02/19/13 @ 22:28 PST (SIM/MPK/THO): Arne Anselm, Sarah McGinnis, Tom Sanford

❖ Grab and composite samples to Weck Laboratories, Inc. by Weck-provided courier:

02/20/13 @ 15:25 PST: Government Center. All grab samples and composites relinquished by Kelly Hahs and received by Abraham from Reliable Messenger Service (RMS).

Staff

NPDES 2012/2013 Event #3 (Wet)

❖ Ventura County Watershed Protection District (VCWPD)

[AA] Arne Anselm
[WBC] Bill Carey
[KH] Kelly Hahs
[BS] Bram Sercu

❖ Americorps – Watershed Stewards Project (WSP)

[SM] Sarah McGinnis
[TS] Tom Sandford

❖ Ventura Regional Sanitation District (VRSD)

[AM] Abraham Miguel
[DC] Daniel Calderon
[GM] Giovanni Malagon

❖ JR's Environmental Services (JRE)

[TL] Tommy Liddell

NPDES 2012/13 Water Quality Monitoring
Event #4 (Wet), March 7-8, 2013 Summary

Notes: The forecast for this storm differed depending on forecaster with the national weather service (NWS) predicting 0.25 – 0.75" and Alan Fox predicting 0.10 – 0.75". Rainfall was higher than forecasted. All sites were successfully sampled.

Forecasted Rainfall Amounts: 0.1" – 0.75" rainfall

Actual Rainfall Amounts: ~ 0.5" – 1" across the county

Sampling Durations (to nearest 0.5 hours):

ME-CC = 13.5 hrs.	ME-SCR = 13.5 hrs.	ME-VR2 = 10.5 hrs.
MO-CAM = 1.5 hrs.	MO-FIL = 9.5 hrs.	MO-HUE = 12.0 hrs.
MO-MEI = 0.5 hrs.	MO-MPK = 2.0 hrs.	MO-OJA = 1.0 hrs.
MO-OXN = 3.0 hrs.	MO-SIM = 2.5 hrs.	MO-SPA = 2.5 hrs.
MO-THO = 4.0 hrs.	MO-VEN = 2.0 hrs.	

Storm Control: Bill Carey

Sampling Crew (during storm):

VR2/OJA/MEI/VEN/HUE: Kelly Hahs & Bill Wooster (GCE)
CC/SCR/CAM/THO/OXN: Arne Anselm, Tom Sanford (WSP) & Sarah McGinnis (WSP)
FIL/SPA/IM/MPK: Tommy Liddell (JRE) & Manny Roldan (VRSD)

Sampling Crew (post-storm sample pickup):

3/8/2013 (SCR/CAM/OXN): Kelly Hahs & Dave Panaro
3/8/2013 (FIL/SIM/MPK): Bill Carey & Bill Wooster (GCE)
3/8/2013 (VR2/OJA/MEI/VEN): Arne Anselm & Tommy Liddell (JRE)
3/8/2013 (SPA/HUE/THO): Tom Sanford (WSP) & Sarah McGinnis (WSP)
3/9/2013 (CC): Bill Carey

NPDES ~ MASS EMISSION

ME-CC Calleguas Creek (CSUCI Bridge)

2105: Pacing = 1,000 cf

- **3/7/2013 @ 12:25 PST [KH]**

4230: 12:20, 1.148', 9 cfs.
6712: Fridge at 6°C, turned 2 notches colder. Program flow paced; pacing every 500 pulses, 96 hour max run time. Run program: "Program disabled 12:25 TH 7-MAR". Installed labeled composite lid off. Left grab bottles onsite.

- **3/7/2013 @ 23:27 PST [AA,SM,TS]**

4230: 1.166', 14 cfs
6712: "Program Disabled." Bottle empty. Fridge at 3.5°C.

Grab samples: Taken at check structure @ 23:27 PST.

Field Measurements:	Temperature = 15.7°C	pH = 7.92
DO (%) = 70.7	Conductivity = 1250 uS	Salinity = 0.7 ppt
DO(mg/L) = 6.69	Specific Conductance = 1461 uS	

- **3/8/2013 @ 16:00 PST [WBC-remote]**

2105: Hydrograph approaching base levels, remotely disabled sampler.

❖ **3/9/2013 @ 08:05 PST [WBC]**

4230: 1.224', 17 cfs.
6712: "Program disabled. Errors have occurred during program." Samples 1 through 4 "No More liquid." Composite is full after 21 samples. Fridge at 4°C. Flushed line with 2 L distilled water. Pump tubing count 780,876. Turned fridge off, pulled fuse and left lid open.
Composite samples: Pulled at 08:05 PST.

ME-SCR Santa Clara River (Freeman Diversion)

Swing arm intake (designed to keep the intake strainer submerged regardless of whether the diversion is open or closed). The gate was not opened during this event.

❖ **3/7/2013 @ 14:00 PST [KH]**

4210: 13:51, 3.245'
6712: Refrigerator at 1°C. Flushed line with 2L distilled water. Program time paced 18 hours, sample every 31 minutes. Run program: "Program disabled 14:05 TH 7-MAR." Installed labeled composite bottle lid off. Left grab bottles onsite.

❖ **3/8/2013 @ 00:48 PST [AA,SM,TS]**

4210: 3.297'
6712: "Sample 9 in 00:24". Bottle volume good (~2.5"). Fridge at 3°C.
Grab samples: Taken from diversion canal @ 00:47 PST.

Field Measurements:	Temperature = 14.5°C	pH = 8.06
DO (%) = 59.2	Conductivity = 1276 uS	Salinity = 0.8 ppt
DO(mg/L) = 6.04	Specific Conductance = 1592 uS	

❖ **3/8/2013 @ 10:45 PST [KH,DP]**

4210: 3.247'
6712: "Sample 27 in 02:00." Waited for sample. Very sediment laden sample. Stopped program. Bottle ~ 13 L. Fridge temp 2°C. Flushed line with 2L distilled water. Pump tubing count 655,940. Turned 6712 off.
Composite samples: Pulled at 10:45 PST.

ME-VR2 Ventura River (Ojai Valley Sanitary District)

2105: Pacing = 1,000 cf

❖ **3/7/2013 @ 11:00 PST [KH]**

4230: 10:53 PST, 2.013', 4 cfs
6712: Fridge at 3°C. Flushed line with 2L distilled water. Lid off bottle. Program flow paced; pacing every 15 pulses. Run program: "Program disabled 10:58 TH 7-MAR". Grab bottles still onsite. Oss = 2.032. Bubbler in contact with water, communication channel has water, intake strainer submerged in main channel of river.

❖ **3/8/2013 @ 02:11 PST [KH,BW]**

4230: 02:11 PST, 2.233', 10 cfs
6712: Bottle ~3.5 L full. "Sample 7 after 14 pulses." Fridge at 4°C.

NPDES 2012/2013 Event #4 (Wet)

Grab samples: Grab samples except oil and grease and meter measurements were taken from main channel @ 02:20 PST. Meters and oil and grease bottles were dropped. Bottles broken and meter not working so were not sampled during this visit.

❖ **3/8/2013 @ 09:45 PST [AA,TL]**

4230: 09:45 PST, 2.101', 6 cfs
6712: "Sample 20 after 7 pulses." Bottle half full. "Warning: replace pump tubing." Fridge at 3°C. Flushed line with 2 L distilled water. Pump counts 563,393.
Grab samples: Oil & Grease and field meter measurements taken from main channel @ 09:45 PST.

Field Measurements:	Temperature = 13.2°C	pH = 7.93
DO (%) = 69.9	Conductivity = 891 uS	Salinity = 0.6 ppt
DO(mg/L) = 7.2	Specific Conductance = 1152 uS	

Composite samples: Pulled at 09:45 PST.

NPDES ~ MAJOR OUTFALLS

MO-CAM Camarillo (Camarillo Hills Drain)

❖ **3/7/2013 @13:00 PST [KH]**

2105: Pacing = 400 cf
4230: 12:58, 0.031', 10 cfs (flow level too low to register at bubbler)
6712: Fridge at 4°C. Flushed line with 2L distilled water. Program flow paced; pacing every 15 pulses. Run program: "Program disabled 13:04 TH 7-MAR". Installed labeled composite bottle, lid off. Grab bottles left on site.

❖ **3/7/2013 @ 21:45 PST [AA,SM,TS]**

4230: 0.053', 12 cfs [oss 0.05']
6712: "Program disabled." Bottle empty. Fridge at 4°C.
Grab samples: Taken at 21:45 PST.

Field Measurements:	Temperature = 14.3°C	pH = 7.52
DO (%) = 86.5	Conductivity = 86.0 uS	Salinity = 0.1 ppt
DO(mg/L) = 8.81	Specific Conductance = 100.0 uS	

❖ **3/8/2013 @ 10:10 PST [KH,DP]**

4230: 10:06 PST, 0.029', 10 cfs (flow level too low to register at bubbler)
6712: "Program is done". Bottle full. Fridge at 1°C. Flushed line with 2 L distilled water. Pump tubing count 265,558. Turned 6712 off.
Composite samples: Pulled 10:10 PST.

MO-FIL Fillmore (North Fillmore Drain)

❖ **3/7/2013 @ 14:25 PST [AA]**

4250: 2.624'
6712: Fridge at 4°C. Flushed line with 2L distilled water. Pump count 345,739. Program 18 hour time-paced program, sample every 30 minutes. Run program "Program disabled". Installed labeled composite bottle, lid off. Grab bottles left onsite.

❖ **3/7/2013 @ 23:27 PST [WBC-remote]**

2105: Sampler did not enable at the programmed threshold of 3.10'. Forced enable through remote connection.

❖ **3/7/2013 @ 23:45 PST [TL,MR]**

4250: 3.464'
6712: "Sample 2 in 12:21". Bottle ~ 0.5L. Fridge at 4°C.
Grab samples: Taken at 23:55 PST.

Field Measurements:	Temperature = 15.0°C	pH = 7.9
DO (%) = 68.4	Conductivity = 486 uS	Salinity = 0.3 ppt
DO(mg/L) = 6.47	Specific Conductance = 602 uS	

❖ **3/8/2013 @ 9:41 PST [WBC,BW]**

4250: 2.955'
6712: "Sample 22 in 10:00." Bottle ~ 10L. Fridge at 4°C. Pump counts 434,434. Flushed line with 2 L distilled water. Turned 6712 off.
Composite samples: Pulled at 09:41 PST.

MO-MEI Meiners Oaks (Happy Valley Drain)

2105: Pacing = 500 cf

❖ **3/7/2013 @ 10:15 PST [KH]**

4230: 10:10 PST, 0.085', 1 cfs (channel dry)
6712: Fridge at 10°C, turned fridge on to just over half way mark. Flushed line with 2L distilled water. Program flow paced; pacing every 1 pulse. Run program: "Program disabled 10:16 TH 7-MAR". Composite bottle lid off. Grab bottles still onsite.

❖ **3/8/2013 @ 00:15 PST [KH,BW]**

4230: 00:11, 0.261', 13 cfs
6712: Continuously pumping successive samples while on site so sample number not displayed. Fridge at 4°C.
Grab samples: Taken at 00:25 PST.

Field Measurements:	Temperature = 10.4°C	pH = 7.64
DO (%) = 97.4	Conductivity = 53.3 uS	Salinity = 0.0 ppt
DO(mg/L) = 10.1	Specific Conductance = 73.3 uS	

❖ **3/8/2013 @ 10:44 PST [AA,TL]**

4230: 0.028', 1 cfs
6712: "Program is done". Bottle full. Fridge at 3°C. Flushed line with 2 L distilled water. Pump tubing count 205,028. Turned 6712 off. Check dessicant.
Composite samples: Pulled 10:44 PST.

MO-MPK Moorpark (Gabbert Canyon Drain)

2105: Pacing = 500 cf

❖ **3/7/2013 @ 15:05 PST [AA]**

4230: 0.078', 0.2 cfs
6712: Fridge at 2°C. Flushed line with 2L distilled water. Pump count = 74,849. Program flow paced; pacing every 2 pulses. Run program: "Program disabled". Composite bottle lid off. Grab bottles still onsite.

❖ **3/8/2013 @ 01:25 PST [TL, MR]**

4230: 0.321', 8 cfs
6712: Fridge at 4°C. "Sample 7 after 1 pulse." Bottle ~3L.
Grab samples: Taken at 01:35 PST.

Field Measurements:	Temperature = 11.0°C	pH = 7.90
DO (%) = 84.1	Conductivity = 86.2 uS	Salinity = 0.1 ppt
DO(mg/L) = 9.21	Specific Conductance = 112.0 uS	

❖ **3/8/2013 @ 10:52 PST [WBC,BW]**

4230: 0.080', 0.2 cfs
6712: "Program is done". Bottle full. Fridge at 2°C. Flushed line with 2 L distilled water. Pump tubing count 160,122.
Composite samples: Pulled 10:52 PST.

MO-OJA Ojai (Fox Canyon Barranca)

2105: Pacing = 500 cf

❖ **3/7/2013 @ 09:50 PST [KH]**

4230: 09:48 PST, -0.002', 0 cfs
6712: Fridge at 1°C. Flushed line with 2L distilled water. Program flow paced; pacing every 1 pulse. Run program: "Program disabled 09:52 TH 7-MAR". Composite bottle lid off. Grab bottles onsite. Chalk line still intact for high water mark from setup for last event.

❖ **3/8/2013 @ 23:40 PST [KH,BW]**

4230: 23:35 PST, 0.060', 3 cfs
Note: oss read by BW ~0.4' at 23:55. Flowlink shows meter level reading 0.14' at 23:55 so there may be operator error/backwater effects/hydrological issues of flow measurement on a curved channel involved in the discrepancy. Follow up will be conducted during daylight rain events.]
6712: Fridge at 2°C. Sample 3 taken while on site. Bottle ~1.5L."Sample 4 after 1 pulse."
Grab samples: Taken at 23:45 PST.

Field Measurements:	Temperature = 11.1°C	pH = 8.00
DO (%) = 94.3	Conductivity = 61.6 uS	Salinity = 0 ppt
DO(mg/L) = 10.30	Specific Conductance = 78.1 uS	

❖ **3/8/2013 @ 10:26 PST [AA,TL]**

4230: -0.004', 0 cfs
6712: "Program is done". Bottle full. Pump tubing count 160,122. Fridge at 4°C. Flushed line with 2 L distilled water.
Composite samples: Pulled 10:26 PST.

MO-OXN Oxnard (El Rio Drain)

2105: Pacing = 1,000 cf

❖ **3/7/2013 @ 08:30 PST [KH]**

4230: 08:27 PST, 0.110', 0.2 cfs

6712: Fridge at 4°C. Flushed line with 2L distilled water. Program flow paced; pacing every 2 pulses. Run program: "Program disabled 08:33 TH 7-MAR". Installed labeled composite bottle, lid off. Grab bottles left onsite. Chalked line under bridge for high water mark.

❖ **3/7/2013 @ 21:03 PST [AA,SM,TS]**

4230: 0.470' [oss 0.45'], 5.6 cfs
6712: Fridge at 4°C. "Sample 8 after 1 pulse." Bottle half full.
Grab samples: Taken at 21:03 PST.

Field Measurements:	Temperature = 14.8°C	pH = 7.55
DO (%) = 67.4	Conductivity = 330.0 uS	Salinity = 0.2 ppt
DO(mg/L) = 6.77	Specific Conductance = 420.5 uS	

❖ **3/8/2013 @ 09:40 PST [KH,DP]**

4230: 09:34 PST, 0.182', 0.9 cfs
6712: Fridge @ 2°C. "Program: Flow paced is done." Bottle full. Flushed line with 2 L distilled water. Pump tubing count 291,571. Turned 6712 off. High water mark ~ 0.9' (2.26' in Flowlink).
Composite samples: Pulled at 09:40 PST.

MO-HUE Port Hueneme (Hueneme Drain)

❖ **3/7/2013 @ 11:55 PST [KH]**

6712: Fridge at 3°C. Flushed line with 2L distilled water. Programmed time paced 12 hour program, 21 min/sample. Run program "Program disabled 11:55 TH 7-MAR". Installed labeled composite bottle, lid off. Grab bottles left onsite.

❖ **3/7/2013 [WBC-remote]**

2105: 2105c set to enable (latched) with 0.06" rain.

❖ **3/7/2013 @ 10:15 PST [KH,BW]**

6712: Fridge at 4°C. "Sample 8 in 00:06". Bottle ~ 3.5 L.
Grab samples: Taken at 22:20 PST

Field Measurements:	Temperature = 16.7°C	pH = 7.76
DO (%) = 106.9	Conductivity = 6570 uS	Salinity = 4.4 ppt
DO(mg/L) = 10.10	Specific Conductance = 7870 uS	

❖ **3/8/2013 @ 11:18 PST [SM,TS]**

6712: Fridge at 3°C. "Program time paced is done." Bottle 90% full. Pump tubing count 504,827. Flushed line with 2 L distilled water.
Composite samples: Pulled at 11:18 PST.

MO-SIM Simi Valley (Bus Canyon Drain)

2105: Pacing = 1,000 cf

❖ **3/7/2013 @ 15:40 PST [AA]**

4230: 0.141', 2 cfs
6712: Fridge at -2°C, turned warmer. Flushed line with 2L distilled water. Pump count = 142,048. Program flow paced; pacing every 8 pulses. Run program: "Program disabled". Installed labeled composite bottle, lid off. Grab bottles left onsite.

❖ **3/8/2013 @ 00:40 PST [TL,MR]**

4230: 0.347', 16 cfs,
6712: "Sample 7 after 5 pulses". Bottle ~ 3 L. Fridge at 7°C.
Grab samples: Taken at 00:50 PST.

Field Measurements:	Temperature = 12.7°C	pH = 7.6
DO (%) = 90.1	Conductivity = 306.3 uS	Salinity = 0.2 ppt
DO(mg/L) = 9.60	Specific Conductance = 400.8 uS	

❖ **3/8/2013 @ 10:26 PST [WBC,BW]**

4230: 0.174', 3 cfs
6712: "Program flow paced is done." Fridge at 2°C. Bottle full. Pump tubing count 213,080. Flushed line with 2 L distilled water.
Composite samples: Pulled at 10:26 PST.

MO-SPA Santa Paula (11th Street Drain)

2105: Pacing = 1,000 cf

❖ **3/7/2013 @ 13:15 PST [AA]**

4250: 0.005', 0.00 cfs
6712: Fridge at 0°C. Flushed line with 2L distilled water. Pump count = 244,054. Program flow paced; pacing every 1 pulse. Run program: "Program disabled". Installed composite bottle, lid off. Grab bottles left onsite.

❖ **3/7/2013 @ 22:58 PST [TL,MR]**

4250: 0.543', 7.18 ft/s, 7.62 cfs
6712: "Sample 31 after 1 pulses". Bottle ~ 18 L. Fridge at -1°C.
Grab samples: Taken at 23:15 PST.

Field Measurements:	Temperature = 14.8°C	pH = 7.24
DO (%) = 89.3	Conductivity = 51.7 uS	Salinity = 0.0 ppt
DO(mg/L) = 9.41	Specific Conductance = 72.7 uS	

❖ **3/8/2013 @ 09:17 PST [SM,TS]**

4250: 12:18, 0.019', 0 cfs
6712: "Program flow paced is done." Bottle ~ 90% full. Fridge at 4°C. Flushed line with 2 L distilled water. Pump tubing count 396,873. Turned 6712 off.
Composite samples: Pulled at 09:17 PST.

MO-THO Thousand Oaks (Hill Canyon WWTP)

Pacing = 20,000 cf through the 4230

❖ **3/7/2013 @ 16:15 PST [AA]**

4230: 2.064', 1 cfs
6712: Fridge at 2°C. Flushed line with 2L distilled water. Pump count = 375,617. Program flow paced; pacing every 1 pulse. Run program: "Program disabled". Installed labeled composite bottle, lid off. Grab bottles left onsite.

❖ **3/7/2013 @ 22:27 PST [AA,SM,TS]**

4230: 2.124', 1 cfs
6712: "Program disabled." Bottle empty. Fridge at 4.5°C.

Grab samples: Taken at 22:27 PST.

Field Measurements:	Temperature = 12.2°C	pH = 8.45
DO (%) = 64.5	Conductivity = 1343 uS	Salinity = 0.9 ppt
DO(mg/L) = 6.89	Specific Conductance = 1775 uS	

❖ **3/8/2013 @ 10:18 PST [TS,SM]**

4230: 2.191', 2 cfs

6712: "Program: Flow paced is done". Pump count = 534,414. Fridge at 4°C. Bottle full. Flushed line with 2 L distilled water.

Composite samples: Pulled at 10:18 PST.

MO-VEN Ventura (Moon Ditch)

❖ **3/7/2013 @ 09:00 PST [KH]**

2105: Pacing = 500 cf

4230: 09:08, 0.040', 1 cfs

6712: Fridge at 1°C. Flushed line with 2L distilled water. Program flow paced; pacing every 4 pulses. Run program: "Program disabled 09:09 TH 7-MAR." Installed labeled composite bottle, lid off. Grab bottles left onsite.

❖ **3/7/2013 @ 21:35 PST [KH,BW]**

4230: 21:23 PST, 0.205', 7 cfs

6712: Sample 31 taken while on site. Bottle full. Stopped program so bottle would not overflow. Fridge at 1°C.

Grab samples: Taken at 21:35 PST.

Field Measurements:	Temperature = 13.9°C	pH = 7.77
DO (%) = 82.0	Conductivity = 239.0 uS	Salinity = 0.1 ppt
DO(mg/L) = 8.35	Specific Conductance = 302.8 uS	

❖ **3/8/2013 @ 11:33 PST [AA,TL]**

4230: 11:33 PST, 0.045', 1 cfs

6712: Fridge @ 0°C. Bottle full. "Program stopped: Errors have occurred." Pump tubing count 254,939. Flushed line with 2 L distilled water.

Composite samples: Pulled at 11:33 PST.

Sample Tracking

❖ Bacteria samples to VCHCA (Susan Benavides):

3/8/13 @ 03:25 PST (CC/SCR/VR2/CAM/OJA/MEI/VEN/THO/OXN/HUE): Kelly Hahs

3/8/13 @ 02:20 PST (SPA/FIL/SIM/MPK): Tommy Liddell & Manny Roldan

❖ Grab and composite samples to Weck Laboratories, Inc. by Weck-provided courier:

3/8/13 @ 10:35 PST: All grabs except VR2 Oil & Grease. Relinquished at Saticoy Operations Yard (SOY) by Jason Burke and received by Hector Sanchez.

3/8/13 @ 14:00 PST: VR2 Oil & Grease grab and all composites except CC. Relinquished at SOY by Bill Carey and received by Abraham Levy (Reliable Messenger Service).

3/9/13 @ 09:41 PST: CC composite. Relinquished at SOY by Bill Carey and received by Daniel Sandoval (Reliable Messenger Service).

NPDES 2012/2013 Event #4 (Wet)

Staff

❖ Ventura County Watershed Protection District (VCWPD)
[AA] Arne Anselm
[WBC] Bill Carey
[KH] Kelly Hahs
[DP] Dave Panaro

❖ Americorps – Watershed Stewards Project (WSP)
[SM] Sarah McGinnis
[TS] Tom Sandford

❖ Ventura Regional Sanitation District (VRSD)
[MR] Manny Roldan

❖ JR's Environmental Services (JRE)
[TL] Tommy Liddell

❖ Gold Coast Environmental Services (GCE)
[BW] Bill Wooster

NPDES 2012/13 Water Quality Monitoring
Event #5 (Dry) Summary: April 22-23 & 29-30, May 22-23, 2013

Sampling Durations (to nearest 0.5 hours):

ME-CC = 23.0 hrs.	ME-SCR = 23.0 hrs.	ME-VR2 = 23.0 hrs.
MO-CAM = 23.0 hrs.	MO-FIL = 23.0 hrs.	MO-HUE = 23.0 hrs.
MO-MEI = DRY.	MO-MPK = DRY.	MO-OJA = 23.0 hrs.
MO-OXN = 17.0 hrs.	MO-SIM = 23.0 hrs.	MO-SPA = DRY.
MO-THO = 23.0 hrs.	MO-VEN = 24.0 hrs.	

Sampling Crew (April 22-23 and 29-30): Kelly Hahs, Bill Carey

Sampling Crew (May 22-23): Bill Carey, Bram Sercu.

EVENT 5.1 Santa Clara River Watershed, April 22-23, 2013

Last rainfall > 0.1" occurred on March 8th, 2013.

NPDES ~ MASS EMISSION

ME-SCR Santa Clara River (Freeman Diversion)

❖ **04/22/2013 @ 10:38 am PDT**

4210: 09:26 PST, 3.416'

6712: Fridge at 2°C. Flushed line with 2L distilled water. Installed one 18.5 L labeled bottle, lid off. Program time-paced for 35 x 500ml samples, taken every 41 minutes, once enabled stay enabled, sample at enable, no delay to start. Run program. Sample 1 volume good. "Sample 2 in 00:38". Grab bottles left onsite.

❖ **04/23/2013 @ 11:25 am PDT**

4210: 10:10 PST, 3.038'

6712: "Program time-paced is done". Fridge at 2°C. Bottle full. Flushed line with 2L distilled water. Pump counts 248,061. Turned 6712 off.

Grab samples: Taken in diversion canal at @ 11:25 am PDT.

Field Measurements:	Temperature = 18.0° C	pH = 8.17
DO (%) = 124.4	Conductivity = 1487 uS	Salinity = 0.9 ppt
DO(mg/L) = 11.72	Specific Conductance = 1716 uS	

Composite samples: Pulled at 11:25 am PDT.

NPDES ~ MAJOR OUTFALLS

MO-FIL Fillmore (North Fillmore Drain)

❖ **04/22/2013 @ 08:00 am PDT**

4250: 06:54 PST, 2.835'

6712: Fridge at 1°C. Flushed line with 2L distilled water. Installed one 18.5 L labeled bottle, lid off. Program time-paced for 35 x 500ml samples, taken every 41 minutes. Run program. Sample 1 volume good. "Sample 2 in 00:39." Left grab bottles onsite.

❖ **04/23/2013 @ 08:10 am PDT**

4250: 07:05 PST, 2.777'

6712: "Program: time paced is done". Fridge at 1°C. Bottle full. Flushed line with 2 L distilled water. Pump counts 590,441. Turned 6712 off.

Grab samples: Taken at 08:10 am PDT.

NPDES 2012/13 Event # 5 (Dry)

Field Measurements: Temperature = 17.7°C pH = 7.37
DO (%) = 28.7 Conductivity = 1296 uS Salinity = 0.8 ppt
DO(mg/L) = 2.70 Specific Conductance = 1508 uS
Composite samples: Pulled at 08:10 am PDT.

MO-OXN Oxnard (El Rio Drain)

- **04/22/2013 @ 09:50 am PDT**

Notes: Channel dry
4230: 08:46 PST, 0.111', 0.3 cfs (channel dry)
6712: Refrigerator at 4°C. Flushed line with 2L distilled water. Installed one labeled 18.5 L bottle, lid off. Lay weighted silicone tubing dam in channel. Program time paced for 18 hour event starting in 360 minutes (~ 16:00) due to dry channel. Sample pacing every 30 minutes, 35 samples at 500 ml/sample. Run program. "Start Time Paced at 15:02 MO 22-APR" (times PST). Left grab bottles onsite.

- **04/23/2013 @ 10:20 am PDT**

4230: 09:14, 0.110', 0.3 cfs
6712: Refrigerator at 4°C. "Program is done: Errors have occurred." Viewed program report: no liquid detected samples 1 and 2. Bottle full. Flushed line 2L distilled water. Pump count = 394,094. Turned 6712 off. Removed sand bags and dam from channel.
Grab samples: Taken at 10:20 am PDT.
Field Measurements: Temperature = 24.6° C pH = 8.3
DO (%) = 128.7 Conductivity = 1127 uS Salinity = 0.6 ppt
DO(mg/L) = 10.71 Specific Conductance = 1136 uS
Composite samples: Pulled at 10:20 am PDT.

MO-SPA Santa Paula (11th Street Drain)

- **04/22/2013 @ 08:22 am PDT**

4250: 07:17 PST, 0.001', 0 cfs
6712: Refrigerator at 1°C. Flushed line with 2L distilled water. Installed one labeled 18.5 L bottle, lid off. Positioned clean silicone dam and sandbags in pipe. Flow data was reviewed prior to programming to see if there was a pattern in flow. Unfortunately, this site had been mostly dry for several weeks, including the previous five days, so it was programmed to enable at 0.1" depth and sample every 6 minutes (for 3 hour event) in case flow started. Run program. "Program disabled 07:37". Grab bottles left onsite.

- **04/23/2013 @ 08:45 am PDT**

4250: 07:41 PST, 0.003', 0 cfs
6712: No flow during sampling period, sampler did not enable. Program disabled, turned 6712 off. Removed sand bags and dam from channel.
Grab samples: Not taken – no flow.
Field Measurements: Not taken – no flow.
Composite samples: Bottle empty and dry.

MO-VEN Ventura (Moon Ditch)

- **04/22/2013 @ 09:00 am PDT**

NPDES 2012/13 Event # 5 (Dry)

4230: 08:02 PST, 0.039', 1 cfs
6712: Refrigerator at 4°C. Flushed line with 2L distilled water. Placed silicone dam in channel. Installed one labeled 18.5 L bottle, lid off. Very low flow in channel so program time-paced for 70 x 250ml samples, taken every 21 minutes with 27' line length (using silicone extender to get intake below water level). Calibrate 1) 220 ml delivered 250 ml, Run program. Sample 1 volume good. "Sample 2 in 19:56". Left grab bottles onsite.

❖ **04/23/2013 @ 09:15 am PDT**

4230: 08:09, 0.107', 2 cfs
6712: Refrigerator at 1°C. "Sample 69 in 00:05". Bottle overflowed, ~1" water in fridge well (~5L). Stopped program. Drained fridge. Flushed line 2L distilled water. Removed sand bags and dam from channel. Pump count 444,062. Turned 6712 off.

Grab samples: Taken at 09:15 am PDT.

Field Measurements:	Temperature = 18.5° C	pH = 8.29
DO (%) = 91.0	Conductivity = 7510 uS	Salinity = 4.8 ppt
DO(mg/L) = 8.18	Specific Conductance = 8560 uS	

Composite samples: Pulled at 09:15 am PDT.

EVENT 5.2 Ventura River and Coastal Watersheds, April 29-30, 2013

Last rainfall > 0.1" occurred on March 8th and March 31st (depending on site), 2013.

NPDES ~ MASS EMISSION

ME-VR2 Ventura River (Ojai Valley Sanitary District)

❖ **04/29/13 @ 08:54 am PDT**

4230: 07:50 PST, 2.179, 8 cfs
6712: Fridge at 4°C. Flushed line with 2 L distilled water. Installed labeled composite bottle, lid off. Program time-paced for 35 x 500ml samples, taken every 41 minutes (24 hour program). Run program. Sample 1 volume good. "Sample 2 in 00:37". Left grab bottles onsite.

❖ **04/30/13 @ 09:35 am PDT**

4230: 08:33 PST, 2.200', 9 cfs
6712: "Program: Flow paced is done" (note: program was time paced but name of program was not changed). Bottle overfull. Fridge at 4°C. Wiped out fridge. Flushed line with 2L distilled water. Pump count 316,953. Turned 6712 off.

Grab samples: Taken in river at composite inlet at 09:40 am PDT.

Field Measurements:	Temperature = 18.1°C	pH = 7.71
DO (%) = 55.4	Conductivity = 1058 uS	Salinity = 0.6 ppt
DO(mg/L) = 5.25	Specific Conductance = 1213 uS	

Composite samples: Pulled at 09:40 am PDT.

NPDES ~ MAJOR OUTFALLS

MO-MEI Meiners Oaks (Happy Valley Drain)

❖ **04/29/13 @ 08:30 am PDT**

NPDES 2012/13 Event # 5 (Dry)

Notes: Site has been completely dry with no evidence of flow for weeks and during most of the winter wet season.

❖ **04/30/13 @ 09:10 am PDT**

Notes: Site remained completely dry with no evidence of flow overnight. Samples could not be collected for the dry event.

MO-OJA Ojai (Fox Canyon Barranca)

❖ **04/29/13 @ 08:04 am PDT**

Notes: Fox Canyon Drain was scraped by WPD operations and maintenance crews last week as part of routine, scheduled maintenance.
4230: 07:00 PST, -0.000', 0 cfs
6712: Fridge at 1°C. Attached braided silicone line and intake strainer to tubing near toe of channel. Placed sand filled silicone line dam across channel and secured in place with sand bags. Flushed line with 2L distilled water. Water level pooled in channel but insufficient to be in contact with bubbler flow meter. Installed one labeled 18.5 L bottle, lid off. Program time-paced for 35 x 500ml samples, taken every 41 minutes (24 hour program). Run program. Sample 1 volume good. "Sample 2 in 00:39." Left grab bottles onsite.

❖ **04/30/13 @ 08:30 am PDT**

4230: 07:28 PST, -0.003', 0 cfs
6712: "Program: Time Paced is done." Bottle overflowed. Fridge @ 1°C. Flushed line with 2L distilled water. . Pump count 351,628. Wiped out fridge. Turned 6712 off. Removed sand bags and dam from channel.
Grab samples: Taken at 08:30 am PDT.

Field Measurements:	Temperature = 16.1°C	pH = 8.42
DO (%) = 142.1	Conductivity = 1465 uS	Salinity = 0.9 ppt
DO(mg/L) = 13.55	Specific Conductance = 1765 uS	

Composite samples: Pulled at 08:30 am PDT.

MO-HUE Port Hueneme (Hueneme Drain)

❖ **04/29/13 @ 09:40 am PDT**

6712: Fridge at 2°C. Flushed line with 2L distilled water. Installed one labeled 18.5 L bottle, lid off. Program time-paced for 35 x 500ml samples, taken every 41 minutes. Run program. Sample 1 volume good. "Sample 2 in 00:39". Left grab bottles onsite.

❖ **04/30/13 @ 10:40 am PDT**

6712: Fridge at 2° C. "Program: Time paced is done". Bottle full. Flushed line 2L distilled water. Pump count 666,431. Turned 6712 off.
Grab samples: Taken at 10:40 am PDT.

Field Measurements:	Temperature = 17.7° C	pH = 7.48
DO (%) = 57.0	Conductivity = 9280 uS	Salinity = 6.2 ppt
DO(mg/L) = 5.13	Specific Conductance = 10820 uS	

Composite samples: Pulled at 10:40 am PDT.

EVENT 5.3 Calleguas Creek Watersheds, May 22-23, 2013

NPDES 2012/13 Event # 5 (Dry)

Last rainfall > 0.1" occurred on May 6, 2013.

NPDES ~ MASS EMISSION

ME-CC Calleguas Creek (CSUCI Bridge)

- **05/22/2013 @ 10:38 am PDT**

4230: 1.081', 6 cfs
6712: Turned fridge on. Calibrated volume 500ml → 500 ml. Flushed line with 2L distilled water. Pump count 70,968. Installed one 18.5 L labeled bottle, lid off. Program time-paced for 35 x 500ml samples, taken every 41 minutes. Run program. "Sample 2 in 00:37:00." Left grab bottles onsite.

- **05/23/2013 @ 10:25 am PDT**

4230: 1.061', 3 cfs
6712: Refrigerator at 3°C. "Program is done, errors have occurred." Bottle overfull. Flushed line with 2L distilled water. Pump count 404,067.
Grab samples: Taken at check structure @ 10:30 am PDT.

Field Measurements:	Temperature = 20.7°C	pH = 8.01
DO (%) = 93.8	Conductivity = 1680 uS	Salinity = 0.9 ppt
DO(mg/L) = 8.36	Specific Conductance = 1823 uS	

Composite samples: Pulled at 10:30 am PDT.

NPDES ~ MAJOR OUTFALLS

MO-CAM Camarillo (Camarillo Hills Drain)

- **05/22/2013 @ 11:16 am PDT**

4230: 0.029', 10 cfs
6712: Refrigerator at 3°C. Connected calibration line and flushed line with 1L 1% nitric acid and 2L distilled water. Lay weighted silicone line in channel to dam flow. Installed one 18.5 L labeled bottle, lid off. Program time-paced for 35 x 500ml samples, taken every 41 minutes. Run program. "Sample 2 in 00:40:00."

- **05/23/2013 @ 11:00 am PDT**

4230: 0.030', 10 cfs
6712: "Program is done." Bottle full. Refrigerator at 4°C. Flushed line with 2 L distilled water. Pump count 361,873.
Grab samples: Taken at 11:00 am PDT.

Field Measurements:	Temperature = 27.6° C	pH = 9.64 (avg 9.63, 9.65)
DO (%) = 274.2	Conductivity = 1620 uS	Salinity = 0.8 ppt
DO(mg/L) = over range	Specific Conductance = 1545 uS	

Composite samples: Pulled at 11:00 am PDT.

MO-MPK Moorpark (Gabbert Canyon Drain)

- **05/22/2013 @ 08:50 am PDT**

Notes: Channel upstream of site dry, no sign of flow. Diversion in channel for nearby construction backed up flow from downstream drain. No sampling.

- **05/23/2013 @ 08:30 am PDT**

NPDES 2012/13 Event # 5 (Dry)

Notes: Channel dry, same conditions as 05/22/2013.

MO-SIM Simi Valley (Bus Canyon Drain)

❖ **05/22/2013 @ 09:12 am PDT**

4230: 0.141', 2 cfs
6712: Refrigerator at 5°C, turned colder. Flushed line with 2 L distilled water. Pump count 219,927. Installed one labeled 18.5 L bottle, lid off. Program time-paced, 41 mins, 35 samples, 500ml samples. Run program. "Sample 2 in 00:39:00." Left grab bottles onsite.

❖ **05/23/2013 @ 08:40 am PDT**

4230: 0.143', 2 cfs
6712: "Program is done." Refrigerator at 2°C Composite bottle completely full, overflowed a little. Flushed line 2 L distilled water.

Grab samples: Taken at 09:00 am PDT.

Field Measurements:	Temperature = 18.6°C	pH = 8.01
DO (%) = 106.7	Conductivity = 2414 uS	Salinity = 1.4 ppt
DO(mg/L) = 9.86	Specific Conductance = 2747 uS	

Composite samples: Pulled at 09:00 am PDT.

MO-THO Thousand Oaks (Hill Canyon WWTP)

❖ **05/22/2013 @ 09:50 am PDT**

4230: 2.071', 1 cfs.
6712: Refrigerator at 3°C. Flushed line 2 L distilled water. Installed one labeled 18.5 L bottle, lid off. Program time-paced, 35 samples, 41 min/sample, 500 ml. Run program. "Sample 2 in 00:39:00." Left grab bottles onsite.

❖ **05/23/2013 @ 09:33 am PDT**

4230: 2.087', 1 cfs
6712: Refrigerator at 3°C. "Program is done. Errors have occurred." Bottle overflowed. Flushed line 2 L distilled water. Pump count 794,400.

Grab samples: Taken at 09:40 am PDT.

Field Measurements:	Temperature = 16.8°C	pH = 8.23
DO (%) = 91.9	Conductivity = 1638 uS	Salinity = 1.0 ppt
DO(mg/L) = 8.79	Specific Conductance = 1941 uS	

Composite samples: Pulled at 09:40 am PDT.

Sample Tracking

Dry Sites (unsampleable)

❖ MO-SPA (4/23/13), MO-MEI (4/30/13), MO-MPK (5/23/13)

Event 5.1 (ME-SCR, MO-FIL, MO-OXN, MO-VEN)

❖ Bacteria samples to VCHCA (Susan Benavides):
4/23/13 @ 12:10 PDT by Kelly Hahs & Bill Carey
❖ Grab and composite samples to Weck Laboratories, Inc. courier (Allan Goldberg):

4/23/13 @ 15:00 PDT by Kelly Hahs.

Event 5.2 (ME-VR2, MO-OJA, MO-HUE)

- Bacteria samples to VCHCA (Salvador Barragan):

4/30/13 @ 11:15 PDT by Kelly Hahs and Bill Carey

- Grab and composite samples to Weck Laboratories provided courier (Reliable Messenger Services):

4/30/13 @ 17:02 PDT by Arne Anselm

Event 5.3 (ME-CC, MO-CAM, MO-SIM, MO-THO)

- Bacteria samples to VCHCA (Susan Benavides):

5/23/13 @ 11:40 PDT by WB Carey & Bram Sercu

- Grab and composite samples to Weck Laboratories, Inc. courier (Allan Goldberg):

5/23/13 @ 14:35 PDT by Kelly Hahs

Appendix E. Chain-of Custody Forms

Chain of Custody Record

Ventura County Watershed Protection District
NPDES Stormwater Monitoring Program
Project: NPDES Stormwater Wet Season
Pre-season - Weck Laboratories

Sampling Date: 8-2-12 Project Number: Pre-season 2012

Sampling Team: W.B. CAREY & B. SERCU

SAMPLE ID	DATE/TIME COLLECTED		625-CTR*	NO3+NO2 (353.2)	Metals, total			Please dispose of contents					Number of Bottles	NOTES
EB lines	8-2-12 /0815		X	X	X								6	
EB composite	8-2-12 / 1040		X	X	X								6	4

Metals by200.8, Total: Sb, Ag, Al, As, Be, Cd, Cr, Cu, Fe, Ni, Pb, Se, Tl, Zn, Hg

Relinquished Printed Name BRAM SERCU

Signature

Affiliation VC-WPD Date/Time 8/2/12 3:40 PM

Received Printed Name ALLAN GOLDBERG

Signature

Affiliation WECK Date/Time 8/2/12 1540

Other Notes: Please use for MS/MSD analysis when sample volume permits.

Chain of Custody Record
Ventura County Watershed Protection District
NPDES Stormwater Monitoring Program
Project: NPDES Stormwater Wet Season
Equipment - Weck Laboratories

Sampling Date: 8-2-12 Project Number: Preaseason 2012/13

Sampling Team: BS / MDC

EQUIPMENT	Clean with detergent and HNO3	No action required			NOTES
18.5 L carboy and lid	1				Please place tape or plastic bag over top
Blue cube cooler		1			
Black bags		1			

Relinquished Printed Name BRAM SERCU

Signature

Affiliation VC-WPD Date/Time 8/2/12 3:40 PM

Received Printed Name ALLAN GOLDBERG

Signature

Affiliation CWEMA Date/Time 8/2/12 1540

Other Notes: * Please clean with detergent, nitric acid, and deionized water per SOP.

Chain of Custody Record

Ventura County Watershed Protection District
NPDES Stormwater Monitoring Program
Project: NPDES Stormwater Wet Season
Pre-season2 - Weck Laboratories

Sampling Date: 8/28/12 Project Number: Pre-season2 2012

Sampling Team: WBC & BS

SAMPLE ID	DATE/TIME COLLECTED	Total Copper (EPA 200.8)	Number of Bottles	NOTES
EB lines (MO-VEN)	8/28/12 11:25	X	1	
EB lines (MO-MEI)	8/28/12 10:20	X	1	
EB lines (MO-MEI) HMD	8/28/12 10:25	X	1	
EB lines (MO-VEN) HMD	8/28/12 11:30	X	1	

Relinquished Printed Name ~~BRIAN SOREY~~ W.B. CAREY

Signature W.B. Carey

Affiliation UC WPD Date/Time ~~8/29/12~~ 8/29/12 1430

Received Printed Name ALYNN GOLDBECK

Signature

Affiliation WECK LAB Date/Time 8/29/12 1430

Other Notes: * Please use for MS/MSD analysis when sample volume permits.

Chain of Custody Record

Ventura County Watershed Protection District
NPDES Stormwater Monitoring Program
Project: NPDES Stormwater Wet Season
Bacteriological - VCHCA Lab (SIDE 1 of ~~2~~ 1)

Sampling Date: 10/11/12 Project Number: 2012/13-1 (Wet)

Sampling Team: K. HAHS, B. SERCU

LAB USE ONLY	SAMPLE ID	DATE/TIME COLLECTED	Total Coliform (25 Tube Method - MPNX)	Fecal Coliform (25 Tube Method - MPNX)	Enterococcus (Tray Method - WQ IDEXX)	*E. coli* (Tray Method - WQ IDEXX)	Total Coliform (Tray Method - WQ IDEXX)			Number of Bottles	NOTES
	~~ME-CC~~		~~X~~	~~X~~	~~X~~	~~X~~	~~X~~			1	
	~~ME-SCR~~		X	X	X	X	X			1	
	~~ME-VR2~~		~~X~~	~~X~~	~~X~~	~~X~~	~~X~~			1	
	~~MO-CAM~~		~~X~~	~~X~~		~~X~~	~~X~~			1	
	MO-OJA	10/11/12 15:00	X	X		X	X			1	
	~~MO-MEI~~		~~X~~	~~X~~		~~X~~	~~X~~			1	
	~~MO-VEN~~		~~X~~	~~X~~		~~X~~	~~X~~			1	
	~~MD-1~~		~~X~~	~~X~~		~~X~~	~~X~~			1	

Relinquished
Printed Name: KELLY HAHS
Signature: [signature]
Affiliation: VCWPD Date/Time: 10/11/12

Received
Printed Name: Susan Fernandez
Signature: [signature]
Affiliation: PH Lab Date/Time: 10/11/12 16:10

Other Notes: Perform bacteriological analyses within 6 hours of sample collection time

Chain of Custody Record

Ventura County Watershed Protection District
NPDES Stormwater Monitoring Program
Project: NPDES Stormwater Wet Season
Toxicity - ABC Laboratories

Sampling Date: 10/11/12 Project Number: 2012/13-1 (Wet)

Sampling Team: K. HAHS, B. SERCU

SAMPLE ID	DATE/TIME COLLECTED	Chronic toxicity - topsmelt (*Atherinops affinis*)	Chronic toxicity - inland silverside (*Menidia beryllina*)	Chronic toxicity - giant kelp (*Macrocystis pyrifera*)	Chronic toxicity - purple sea urchin (*Strongylocentrotus purpuratus*)	Chronic toxicity - fathead minnow (*Pimephales promelas*)	Chronic toxicity - daphnid (*Ceriodaphnia dubia*)	Chronic toxicity - green alga (*Raphidocelis subcapitata*)	Number of 5-Gallon Buckets	NOTES
~~ME-CC~~		~~X~~							~~2~~	Note 1, Note 2, Note 3
~~ME-SCR~~					~~X~~				~~1~~	Note 1, Note 2, Note 3
~~ME-VR2~~		~~X~~							~~2~~	Note 1, Note 2, Note 3
~~MO-CAM~~						~~X~~			~~2~~	Note 1, Note 2, Note 3
MO-OJA	10/11/12 15:00					X			2	Note 1, Note 2, Note 3
~~MO-MEI~~						~~X~~			~~2~~	Note 1, Note 2, Note 3
~~MO-VEN~~							~~X~~		~~2~~	Note 1, Note 2, Note 3

Relinquished
Printed Name KELLY HAHS
Signature Kelly Hahs
Affiliation VCWPD Date/Tim 10/11/12 15:47

Received
Printed Name Kari Patrick
Signature Kari J Patrick
Affiliation ABC Date/Tim 10/11/12 1547

Other Notes: Note 1: Dilutions - 6.25%, 12.5%, 25%, 50%, 100% Note 2: Please execute TIE if mortality > 50%
Note 3: Notify District within 24 hours if significant toxicity is observed.

Chain of Custody Record 2J12040

Ventura County Watershed Protection District
NPDES Stormwater Monitoring Program
Project: NPDES Stormwater Wet Season
Grabs - Weck Laboratories (SIDE 1 of 2)

Sampling Date: 10/11/12 Project Number: 2012/13-1 (Wet) Grabs

Sampling Team: K. HAHS, B. SERCU

SAMPLE ID	DATE/TIME COLLECTED	Oil & Grease; O&G-NP (EPA 1664A)	Cyanide (EPA 335.4)	MTBE & 2CLEVE (EPA 524.2)	Travel Blanks (EPA 524.2)-only analyze if hits									Number of Bottles	NOTES
~~ME-CC~~		~~3~~	~~1~~	~~3~~	~~1~~									~~8~~	
ME-SCR		~~2~~	~~1~~	~~3~~	~~1~~									~~7~~	
~~ME-VR2~~		~~2~~	~~1~~	~~3~~	~~1~~									~~7~~	
~~MO-CAM~~		~~2~~	~~1~~	~~3~~	~~1~~									~~7~~	
MO-OJA	10/11/12 15:00	2	1	3	~~1~~									6	
~~MO-MEI~~		~~2~~	~~1~~	~~3~~	~~1~~									~~7~~	
~~MO-VEN~~		~~2~~	~~1~~	~~3~~	~~1~~									~~7~~	
~~MO-OXN~~		~~2~~	~~1~~	~~3~~	~~1~~									~~7~~	
~~MD-1~~		~~2~~	~~1~~	~~3~~	~~1~~									~~7~~	

Lab to select samples for MS/MSD where extra volume permits (all test methods) excluding travel blanks.

SAMPLE PICK-UP

Relinquished Printed Name KELLY HAHS

Signature

Affiliation VCWPD Date/Time 10/12/12 / 1043

Received Printed Name ALLAN GOLDBERG

Signature

Affiliation WECK LABS Date/Time 10/12/12 / 1043

RELINQ X Date/Time 10/12/12 1230

Other Notes: ~~Please run 524.2 on travel blanks only if constituents detected in orginal analysis~~.

10.12.12 12:30 1.1°C

COUNTER COPY

Chain of Custody Record 2J12037

Ventura County Watershed Protection District
NPDES Stormwater Monitoring Program
Project: NPDES Stormwater Wet Season
Composites - Weck Laboratories (SIDE 1 of 2)

Sampling Date: 10/12/12 Project Number: 2012/13-1 (Wet) Composites

Sampling Team: K. HAHS, B. SERCU

SAMPLE ID	DATE/TIME COLLECTED	Barium, total	Chlorine Residual	NO3-N	Metals, total & dissolved (+ Hardness)	Cr+6	BOD, COD, MBAS, TKN, Ammonia, TOC	NO3+NO2 (353.2), Cl, F (300.0), Phenolics	Phosphorus-P Total & Dissolved	625-CTR, 8270SIM-PAH, 8270SIM-Phenols *	515.3-Herb 547-Glyphosate, 608-CTR	525.2 Reg+507, 525-OPP-LL	ALK, CLO4, Turb, TDS, TSS, VSS, Cond	Number of Bottles	NOTES
~~ME-CC~~		~~X~~	~~X~~	~~X~~	~~X~~	~~X~~	~~X~~	~~X~~	~~X~~	~~X~~	~~X~~	~~X~~	~~X~~	~~1~~	
~~ME-SCR~~		~~X~~			~~X~~	~~X~~	~~X~~	~~X~~	~~X~~	~~X~~	~~X~~	~~X~~	~~X~~	~~1~~	
~~ME-VR2~~					~~X~~	~~X~~	~~X~~	~~X~~	~~X~~	~~X~~	~~X~~	~~X~~	~~X~~	~~1~~	
~~MO-CAM~~					~~X~~	~~X~~	~~X~~	~~X~~	~~X~~	~~X~~	~~X~~	~~X~~	~~X~~	~~1~~	
MO-OJA	10/12/12 0923				X	X	X	X	X	X	X	X	X	1	
~~MO-MEI~~					~~X~~	~~X~~	~~X~~	~~X~~	~~X~~	~~X~~	~~X~~	~~X~~	~~X~~	~~1~~	
~~MO-VEN~~					~~X~~	~~X~~	~~X~~	~~X~~	~~X~~	~~X~~	~~X~~	~~X~~	~~X~~	~~1~~	

Metals by200.8, Total & Dissolved:
Sb, Ag, Al, As, Be, Cd, Cr, Cu, Fe, Ni, Pb, Se, Tl, Zn, Hg

Metals by 200.7, Total (only):
Ca, Mg (for Hardness calc.)

608 include alpha- & gamma-chlordane

* Same extraction with low-level spike for 3 methods: 625CTR, 8270SIM-PAH, & 8270SIM-PHENOLS

Lab to select samples for MS/MSD where extra volume permits (all test methods)

SAMPLE PICK-UP

Relinquished Printed Name KELLY HAHS

Signature Kelly Hahs

Affiliation VCWPD Date/Time 10/12/12 | 10:43

Received Printed Name ALLAN GOLDBERG

Signature

Affiliation WECK LABS Date/Time 10/12/12 | 10:43

RELINQ X ALLAN 10/12/12 | 1230

Other Notes: Filter for dissolved metals and perform conductivity analyses immediately.

Times in PDT Jamie Linton 10/12/12 1830

Chain of Custody Record
Ventura County Watershed Protection District
NPDES Stormwater Monitoring Program
Project: NPDES Stormwater Wet Season
Equipment - Weck Laboratories

Sampling Date: 10/12/12 Project Number: 2012/13-1 (Wet)

Sampling Team: K. HAHS, B. SERCU

EQUIPMENT	Clean with detergent and HNO3	Clean with detergent, HNO3, and methanol*	No action required		NOTES
18.5 L carboy and lid		1			Please place tape or plastic bag over top and note on wrap if bottle was cleaned with methanol.
Blue cube cooler			1		
Black bags			1		

COURIER PICK UP

SAMPLE PICK-UP

Relinquished Printed Name KELLY HAHS

Signature [signature]

Affiliation VCWPD Date/Time 10/12/12 / 10:43

Received Printed Name ALLAN GOLDBERG

Signature [signature]

Affiliation WECK LABS Date/Time 10/12/12 / 10:43

RELINQ X [signature] ALLAN 10/12/12 1230

Other Notes: * Please clean with detergent, nitric, and methanol and **do not** rinse after methanol step (allow to air dry after methanol cleaning to avoid organics contamination). Record which bottles were cleaned with methanol.

[signature] 10/12/12 1230

Chain of Custody Record

Ventura County Watershed Protection District
NPDES Stormwater Monitoring Program
Project: NPDES Stormwater Wet Season
Bacteriological - VCHCA Lab (SIDE 1 of 2)

Sampling Date: 11-17-12 Project Number: 2012/13-2 (Wet)

Sampling Team: BS, TL

LAB USE ONLY	SAMPLE ID	DATE/TIME COLLECTED	Total Coliform (25 Tube Method - MPNX)	Fecal Coliform (25 Tube Method - MPNX)	Enterococcus (Tray Method - WQ IDEXX)	*E. coli* (Tray Method - WQ IDEXX)	Total Coliform (Tray Method - WQ IDEXX)			Number of Bottles	NOTES
	ME-CC		X	X	X	X	X			1	
	ME-SCR	11-17-12 1050	X	X	X	X	X			1	
	ME-VR2	11-17-12 950	X	X	X	X	X			1	
	MO-CAM		X	X		X	X			1	
	MO-OJA	11-17-12 845	X	X		X	X			1	
	MO-MEI	11-17-12 915	X	X		X	X			1	
	MO-VEN	11-17-12 745	X	X		X	X			1	
	MD-1		X	X		X	X			1	

Relinquished Printed Name: BRAM SORCU

Signature:

Affiliation: VC-WPD Date/Time: 11/17/12 11:41

Received Printed Name: Susan Benavides

Signature: Susan B

Affiliation: PHLab Date/Time: 11/17/12 11:41

Other Notes: Perform bacteriological analyses within 6 hours of sample collection time

Chain of Custody Record

Ventura County Watershed Protection District
NPDES Stormwater Monitoring Program
Project: NPDES Stormwater Wet Season
Bacteriological - VCHCA Lab (SIDE 2 of 2)

Sampling Date: 11/17/12 Project Number: 2012/13-~~2~~ (Wet)

Sampling Team: Jason Siegert & Danie l Calderon

LAB USE ONLY	SAMPLE ID	DATE/TIME COLLECTED	Total Coliform (25 Tube Method - MPNX)	Fecal Coliform (25 Tube Method - MPNX)	Enterococcus (Tray Method - WQ IDEXX)	*E. coli* (Tray Method - WQ IDEXX)	Total Coliform (Tray Method - WQ IDEXX)			Number of Bottles	NOTES
	MO-SPA	11/17/12 0835	X	X		X	X			1	
	~~MO-FIL~~	09:30	X	X		X	X			1	
	~~MO-SIM~~	11:45	X	X		X	X			1	
	MO-MPK	10:45	X	X		X	X			1	
	~~MO-THO~~	12:45	X	X		X	X			1	
	MO-OXN		X	X		X	X			1	
	~~MO-HUE~~	↓	X	X		X	X			1	

Relinquished Printed Name: Jason Siegert

Signature: Jason Siegert

Affiliation: VRSD Date/Time: 11/17/12 1328

Received Printed Name: Susan Bernardo

Signature: Susan B

Affiliation: PH Lab Date/Time: 11/17/12 1328

Other Notes: Perform bacteriological analyses within 6 hours of sample collection time

Chain of Custody Record

Ventura County Watershed Protection District
NPDES Stormwater Monitoring Program
Project: NPDES Stormwater Wet Season
Bacteriological - VCHCA Lab (SIDE 1 of 2)

Sampling Date: 11/17/12 Project Number: 2012/13-2 (Wet)

Sampling Team: AA, TS, SM

LAB USE ONLY	SAMPLE ID	DATE/TIME COLLECTED	Total Coliform (25 Tube Method - MPNX)	Fecal Coliform (25 Tube Method - MPNX)	Enterococcus (Tray Method - WQ IDEXX)	*E. coli* (Tray Method - WQ IDEXX)	Total Coliform (Tray Method - WQ IDEXX)			Number of Bottles	NOTES
	ME-CC	11-17-12 11:05	X	X	X	X	X			1	
	ME-SCR		X	X	X	X	X			1	
	ME-VR2		X	X	X	X	X			1	
	MO-CAM	11-17-12 09:25	X	X		X	X			1	
	MO-OJA		X	X		X	X			1	
	MO-MEI		X	X		X	X			1	
	MO-VEN		X	X		X	X			1	
	MD-1	11-17-12 09:25	X	X		X	X			1	

Relinquished Printed Name ARNE ANSELM

Signature

Affiliation VCWPD Date/Time 11-17-12 12:14

Received Printed Name SUSAN BERNARDO

Signature

Affiliation PHLab Date/Time 11/17/12 12:14

Other Notes: Perform bacteriological analyses within 6 hours of sample collection time

Chain of Custody Record

Ventura County Watershed Protection District
NPDES Stormwater Monitoring Program
Project: NPDES Stormwater Wet Season
Bacteriological - VCHCA Lab (SIDE 2 of 2)

Sampling Date: 11/17/12 Project Number: 2012/13-2 (Wet)

Sampling Team: AA, TS, SM

LAB USE ONLY	SAMPLE ID	DATE/TIME COLLECTED	Total Coliform (25 Tube Method - MPNX)	Fecal Coliform (25 Tube Method - MPNX)	Enterococcus (Tray Method - WQ IDEXX)	*E. coli* (Tray Method - WQ IDEXX)	Total Coliform (Tray Method - WQ IDEXX)			Number of Bottles	NOTES
	MO-SPA		X	X		X	X			1	
	MO-FIL		X	X		X	X			1	
	MO-SIM		X	X		X	X			1	
	MO-MPK		X	X		X	X			1	
	MO-THO		X	X		X	X			1	
	MO-OXN	11-17-12 08:34	X	X		X	X			1	
	MO-HUE	11-17-12 ~~08:34~~ 10:30	X	X		X	X			1	

Relinquished Printed Name ARNE ANSELM

Signature [signature]

Affiliation VCWPD Date/Time 11-17-12 12:14

Received Printed Name Susan Benavides

Signature [signature]

Affiliation PH Lab Date/Time 11/17/12 12:14

Other Notes: Perform bacteriological analyses within 6 hours of sample collection time

Chain of Custody Record

Ventura County Watershed Protection District
NPDES Stormwater Monitoring Program
Project: NPDES Stormwater Wet Season
Toxicity - ABC Laboratories

Sampling Date: 11-17-12 Project Number: 2012/13-2 (Wet)

Sampling Team: BS, TL

SAMPLE ID	DATE/TIME COLLECTED	Chronic toxicity - topsmelt (*Atherinops affinis*)	Chronic toxicity - inland silverside (*Menidia beryllina*)	Chronic toxicity - giant kelp (*Macrocystis pyrifera*)	Chronic toxicity - purple sea urchin (*Strongylocentrotus purpuratus*)	Chronic toxicity - fathead minnow (*Pimephales promelas*)	Chronic toxicity - daphnid (*Ceriodaphnia dubia*)	Chronic toxicity - green alga (*Raphidocelis subcapitata*)	Number of 5-Gallon Buckets	NOTES
ME-CC		X							2	Note 1, Note 2, Note 3
ME-SCR	11-17-12 1050				X				1	Note 1, Note 2, Note 3
ME-VR2	11-17-12 950	X							2	Note 1, Note 2, Note 3
MO-CAM						X			2	Note 1, Note 2, Note 3
MO-OJA	[redacted]					X			2	Note 1, Note 2, Note 3
MO-MEI	11-17-12 915					X			2	Note 1, Note 2, Note 3
MO-VEN	11-17-11 745						X		2	Note 1, Note 2, Note 3

Relinquished Printed Name BRAM SERCU

Signature [redacted]

Affiliation VC-WPD Date/Tim 11-17-12 12:16

Received Printed Name Lorena Marquez

Signature [redacted]

Affiliation ABC Date/Tim 11-17-12 1216

Other Notes: Note 1: Dilutions - 6.25%, 12.5%, 25%, 50%, 100% Note 2: Please execute TIE if mortality > 50%

Note 3: Notify District within 24 hours if significant toxicity is observed.

Chain of Custody Record

Ventura County Watershed Protection District
NPDES Stormwater Monitoring Program
Project: NPDES Stormwater Wet Season
Toxicity - ABC Laboratories

Sampling Date: 11/17/12 Project Number: 2012/13-1 (Wet)

Sampling Team: Jason Siegert & Daniel Calderon

SAMPLE ID	DATE/TIME COLLECTED	Chronic toxicity - topsmelt (*Atherinops affinis*)	Chronic toxicity - inland silverside (*Menidia beryllina*)	Chronic toxicity - giant kelp (*Macrocystis pyrifera*)	Chronic toxicity - purple sea urchin (*Strongylocentrotus purpuratus*)	Chronic toxicity - fathead minnow (*Pimephales promelas*)	Chronic toxicity - daphnid (*Ceriodaphnia dubia*)	Chronic toxicity - green alga (*Raphidocelis subcapitata*)	Number of 5-Gallon Buckets	NOTES
MO-OXN	11/17/12					X			2	Note 1, Note 2, Note 3
MO-HUE							X		2	Note 1, Note 2, Note 3
MO-THO	12:45						X		2	Note 1, Note 2, Note 3
MO-MPK	10:45							X	2	Note 1, Note 2, Note 3
MO-SIM	11:45						X		2	Note 1, Note 2, Note 3
MO-FIL	09:30						X		2	Note 1, Note 2, Note 3
MO-SPA	08:35					X			2	Note 1, Note 2, Note 3

Relinquished Printed Name: Jason Siegert

Signature:

Affiliation: VRSD Date/Tim: 11/17/12 1420

Received Printed Name: Lorena Marquez

Signature:

Affiliation: ABC Lab Date/Tim: 11/17/12 1420

Other Notes:

Note 1: Dilutions - 6.25%, 12.5%, 25%, 50%, 100%

Note 2: Please execute TIE if mortality > 50%

Note 3: Notify District within 24 hours if significant toxicity is observed.

Chain of Custody Record

Ventura County Watershed Protection District
NPDES Stormwater Monitoring Program
Project: NPDES Stormwater Wet Season
Toxicity - ABC Laboratories

Sampling Date: 11-17-12 Project Number: 2012/13-2 (Wet)

Sampling Team: AA, TS, SM

SAMPLE ID	DATE/TIME COLLECTED	Chronic toxicity - topsmelt (*Atherinops affinis*)	Chronic toxicity - inland silverside (*Menidia beryllina*)	Chronic toxicity - giant kelp (*Macrocystis pyrifera*)	Chronic toxicity - purple sea urchin (*Strongylocentrotus purpuratus*)	Chronic toxicity - fathead minnow (*Pimephales promelas*)	Chronic toxicity - daphnid (*Ceriodaphnia dubia*)	Chronic toxicity - green alga (*Raphidocelis subcapitata*)	Number of 5-Gallon Buckets	NOTES
ME-CC	11-17-12 11:05	X							2	Note 1, Note 2, Note 3
~~ME-SCR~~					X				1	Note 1, Note 2, Note 3
~~ME-VR2~~		X							2	Note 1, Note 2, Note 3
MO-CAM	11-17-12 09:25					X			2	Note 1, Note 2, Note 3
~~MO-OJA~~						X			2	Note 1, Note 2, Note 3
~~MO-MEI~~						X			2	Note 1, Note 2, Note 3
~~MO-VEN~~							X		2	Note 1, Note 2, Note 3

Relinquished
Printed Name ARNE ANSEM
Signature
Affiliation VCWPD Date/Tim 11-17-12 12:41

Received
Printed Name Lorena Marquez
Signature
Affiliation ABC Libs Date/Tim 11-17-12 1242

Other Notes: Note 1: Dilutions - 6.25%, 12.5%, 25%, 50%, 100% Note 2: Please execute TIE if mortality > 50%

Note 3: Notify District within 24 hours if significant toxicity is observed.

Chain of Custody Record

Ventura County Watershed Protection District
NPDES Stormwater Monitoring Program
Project: NPDES Stormwater Wet Season
Toxicity - ABC Laboratories

Sampling Date: 11-17-12 Project Number: 2012/13-2 (Wet)

Sampling Team: AA, TS, SM

SAMPLE ID	DATE/TIME COLLECTED	Chronic toxicity - topsmelt (*Atherinops affinis*)	Chronic toxicity - inland silverside (*Menidia beryllina*)	Chronic toxicity - giant kelp (*Macrocystis pyrifera*)	Chronic toxicity - purple sea urchin (*Strongylocentrotus purpuratus*)	Chronic toxicity - fathead minnow (*Pimephales promelas*)	Chronic toxicity - daphnid (*Ceriodaphnia dubia*)	Chronic toxicity - green alga (*Raphidocelis subcapitata*)	Number of 5-Gallon Buckets	NOTES
MO-OXN	11-17-12 08:34					X			2	Note 1, Note 2, Note 3
MO-HUE	11-17-12 10:30						X		2	Note 1, Note 2, Note 3
MO-THO							X		2	Note 1, Note 2, Note 3
MO-MPK								X	2	Note 1, Note 2, Note 3
MO-SIM							X		2	Note 1, Note 2, Note 3
MO-FIL							X		2	Note 1, Note 2, Note 3
MO-SPA						X			2	Note 1, Note 2, Note 3

Relinquished Printed Name ARNE ANSELM

Signature

Affiliation VCWPD Date/Time 11-17-12 12:41

Received Printed Name Lorena Marquez

Signature

Affiliation ABC Labs Date/Time 11-17-12 1242

Other Notes:

Note 1: Dilutions - 6.25%, 12.5%, 25%, 50%, 100%

Note 2: Please execute TIE if mortality > 50%

Note 3: Notify District within 24 hours if significant toxicity is observed.

Chain of Custody Record

Ventura County Watershed Protection District

NPDES Stormwater Monitoring Program

Project: NPDES Stormwater Wet Season

Grabs - Weck Laboratories (SIDE 1 of 2)

Sampling Date: 11-17-12 Project Number: 2012/13-2 (Wet) Grabs

Sampling Team: AEA, TS, SM; ~~BS~~ BS, TL; JS, DC

SAMPLE ID	DATE/TIME COLLECTED	Oil & Grease; O&G-NP (EPA 1664A)	Cyanide (EPA 335.4)	MTBE & 2CLEVE (EPA 524.2)	Travel Blanks (EPA 524.2)-only analyze if hits								Number of Bottles	NOTES (sampled by)
ME-CC	11-17-12 11:05	3	1	3	1								8	AEA, TS, SM
ME-SCR	11-17-12 1050	2	1	3	1								7	BS, TL
ME-VR2	11-17-12 0950	2	1	3	1								7	BS, TL
MO-CAM	11-17-12 09:25	2	1	3	1								7	AEA, TS, SM
MO-OJA	11-17-12 0845	2	1	3	1								7	BS, TL
MO-MEI	11-17-12 0915	2	1	3	1								7	BS, TL
MO-VEN	11-17-12 0745	2	1	3	1								7	BS, TL
MO-OXN	11-17-12 08:34	2	1	3	1								7	AEA, TS, SM
MD-1	11-17-12 09:25	2	1	3	1								7	AEA, TS, SM

Lab to select samples for MS/MSD where extra volume permits (all test methods) excluding travel blanks.

Relinquished

Printed Name: W. B. CAREY

Signature: W. B. Carey

Affiliation: VCWPD Date/Time: 11-18-12/1321

Received

Printed Name: Luis Lopez

Signature: Luis L

Affiliation: RMS Date/Time: 11-18-12/1322

Other Notes: Please run 524.2 on travel blanks only if constituents detected in orginal analysis

Chain of Custody Record

Ventura County Watershed Protection District
NPDES Stormwater Monitoring Program
Project: NPDES Stormwater Wet Season
Grabs - Weck Laboratories (SIDE 2 of 2)

Sampling Date: 11-17-12 Project Number: 2012/13-2 (Wet) Grabs

Sampling Team: AEA, SM, TS ; JS, DC ; BS, TL

SAMPLE ID	DATE/TIME COLLECTED	Oil & Grease; O&G-NP (EPA 1664A)	Cyanide (EPA 335.4)	MTBE & 2CLEVE (EPA 524.2)	Travel Blanks (EPA 524.2)-only analyze if hits	EPA 515.3			Number of Bottles	NOTES (sampled by)
										Lab to select samples for MS/MSD where extra volume permits (all test methods) excluding travel blanks.
MO-SPA	11-17-12 0835	2	1	3	1				7	JS, DC
MO-FIL	11-17-12 0930	2	1	3	1				7	JS, DC
MO-SIM	11-17-12 1145	2	1	3	1				7	JS, DC
MO-HUE	11-17-12 1030	2	1	3	1				7	AEA, SM, TS
MO-THO	11-17-12 1245	2	1	3	1				7	#2 JS, DC
MO-MPK	11-17-12 1045	2	1	3	1				7	JS, DC
~~MO-MPK Upstream at RR~~						2			2	
~~Edison RC Pipe at MPK - Lower~~						2			2	
~~Edison RC Pipe at MPK - Upper~~						2			2	

Relinquished
Printed Name W.B. CAREY
Signature W.B. Carey
Affiliation VCWPD Date/Time 11-18-12 / 1321

Received
Printed Name Luis Lopez
Signature
Affiliation RMS Date/Time 11-18-12 / 1322

Other Notes: Please run 524.2 on travel blanks only if constituents detected in orginal analysis

Chain of Custody Record

Ventura County Watershed Protection District
NPDES Stormwater Monitoring Program
Project: NPDES Stormwater Wet Season
Composites - Weck Laboratories (SIDE 1 of 2)

Sampling Date: 11/18/12 Project Number: 2012/13-2 (Wet) Composites

Sampling Team: K. HAHS, B. SERCU, AEA, WBC; T. LIDDELL, T. SANFORD

SAMPLE ID	DATE/TIME COLLECTED	Barium, total	Chlorine Residual	NO3-N	Metals, total & dissolved (+ Hardness)	Cr+6	BOD, COD, MBAS, TKN, Ammonia, TOC	NO3+NO2 (353.2), Cl, F (300.0), Phenolics	Phosphorus-P Total & Dissolved	625-CTR, 8270SIM-PAH, 8270SIM-Phenols *	515.3-Herb 547-Glyphosate, 608-CTR	525.2 Reg+507, 525-OPP-LL	ALK, CLO4, Turb, TDS, TSS, VSS, Cond	Number of Bottles	NOTES (sampled by)
ME-CC	11/18/12 0850	X	X	X	X	X	X	X	X	X	X	X	X	1	TL, TS
ME-SCR	11/18/12 1035	X			X	X	X	X	X	X	X	X	X	1	TL, TS
ME-VR2	11/18/12 0940				X	X	X	X	X	X	X	X	X	1	KH, BS
MO-CAM	11/18/12 10:00				X	X	X	X	X	X	X	X	X	1	TL, TS
MO-OJA	11/18/12 0900				X	X	X	X	X	X	X	X	X	1	KH, BS
MO-MEI	11/18/12 0830				X	X	X	X	X	X	X	X	X	1	KH, BS
MO-VEN	11/18/12 1005				X	X	X	X	X	X	X	X	X	1	KH, BS

Metals by200.8, Total & Dissolved:
Sb, Ag, Al, As, Be, Cd, Cr, Cu, Fe, Ni, Pb, Se, Tl, Zn, Hg

Metals by 200.7, Total (only):
Ca, Mg (for Hardness calc.)

608 include alpha- & gamma-chlordane

* Same extraction with low-level spike for 3 methods: 625CTR, 8270SIM-PAH, & 8270SIM-PHENOLS

Lab to select samples for MS/MSD where extra volume permits (all test methods)

Relinquished
Printed Name: W.B. CAREY
Signature: W.B. Carey
Affiliation: VCWPD Date/Time: 11-18-12/1321

Received
Printed Name: Luis Lopez
Signature: Luis L
Affiliation: RMS Date/Time: 11-18-12/1322

Other Notes: Filter for dissolved metals and perform conductivity analyses immediately.

Chain of Custody Record

Ventura County Watershed Protection District

NPDES Stormwater Monitoring Program

Project: NPDES Stormwater Wet Season Composites - Weck Laboratories (SIDE 2 of 2)

Sampling Date: 11/18/12 Project Number: 2012/13-2 (Wet) Composites

Sampling Team: K. HAHS, B. SERCU ; AEA, WBC ; T. LIDDELL, T. SANFORD

SAMPLE ID	DATE/TIME COLLECTED				Metals, total & dissolved (+ Hardness)	Cr+6	BOD, COD, MBAS, TKN, Ammonia, TOC	NO3+NO2 (353.2), Cl, F (300.0), Phenolics	Phosphorus-P Total & Dissolved	625-CTR, 8270SIM-PAH, 8270SIM-Phenols *	515.3-Herb 547-Glyphosate, 608-CTR	525.2 Reg+507, 525-OPP-LL	ALK, CLO4, Turb, TDS, TSS, VSS, Cond	Number of Bottles	NOTES (sampled by)
MO-SPA	11/18/12 0754				X	X	X	X	X	X	X	X	X	1	AEA, WBC
MO-FIL	11/18/12 0817				X	X	X	X	X	X	X	X	X	1	AEA, WBC
MO-SIM	11/18/12 0917				X	X	X	X	X	X	X	X	X	1	AEA, WBC
MO-MPK	11/18/12 0843				X	X	X	X	X	X	X	X	X	1	AEA, WBC
MO-THO	11/18/12 0930				X	X	X	X	X	X	X	X	X	1	TL, TS
MO-OXN	11/18/12 10:30				X	X	X	X	X	X	X	X	X	1	KH, BS
MO-HUE	11/18/12 0830				X	X	X	X	X	X	X	X	X	1	TL, TS

Metals by200.8, Total & Dissolved:
Sb, Ag, Al, As, Be, Cd, Cr, Cu, Fe, Ni, Pb, Se, Tl, Zn, Hg

Metals by 200.7, Total (only):
Ca, Mg (for Hardness calc.)

608 include alpha- & gamma-chlordane

* Same extraction with low-level spike for 3 methods: 625CTR, 8270SIM-PAH, & 8270SIM-PHENOLS

Lab to select samples for MS/MSD where extra volume permits (all test methods)

Relinquished
Printed Name: W.B. CAREY
Signature: W.B. Carey
Affiliation: VCWPD Date/Time: 11-18-12 / 1321

Received
Printed Name: Luis Lopez
Signature:
Affiliation: RMS Date/Time: 11-18-12 / 1322

Other Notes: Filter for dissolved metals and perform conductivity analyses immediately.

Chain of Custody Record

Ventura County Watershed Protection District
NPDES Stormwater Monitoring Program
Project: NPDES Stormwater Wet Season
Equipment - Weck Laboratories

Sampling Date: 11/18/12 Project Number: 2012/13-2 (Wet)

Sampling Team: K. HAHS

EQUIPMENT	Clean with detergent and HNO3	Clean with detergent, HNO3, and methanol*	No action required		NOTES
18.5 L carboy and lid		14			Please place tape or plastic bag over top and note on wrap if bottle was cleaned with methanol.
Blue cube cooler			14		
Black bags			14		

Relinquished Printed Name W.B. CAREY

Signature W.B. Carey

Affiliation VCWPD Date/Time 11-18-12/1321

Received Printed Name Luis Lopez

Signature

Affiliation RMS Date/Time 11-18-12/1322

Other Notes: * Please clean with detergent, nitric, and methanol and **do not** rinse after methanol step (allow to air dry after methanol cleaning to avoid organics contamination). Record which bottles were cleaned with methanol.

Chain of Custody Record

Ventura County Watershed Protection District
NPDES Stormwater Monitoring Program
Project: NPDES Stormwater Wet Season
Bacteriological - VCHCA Lab (SIDE 1 of 2)

Sampling Date: 2/19/13 Project Number: 2012/13-3 (Wet)

Sampling Team: BS, DC

LAB USE ONLY	SAMPLE ID	DATE/TIME COLLECTED	Total Coliform (25 Tube Method - MPNX)	Fecal Coliform (25 Tube Method - MPNX)	Enterococcus (Tray Method - WQ IDEXX)	*E. coli* (Tray Method - WQ IDEXX)	Total Coliform (Tray Method - WQ IDEXX)			Number of Bottles	NOTES
	ME-CC	2/19/13 2020	X	X	X	X	X			1	
	ME-SCR		X	X	X	X	X			1	
	ME-VR2		X	X	X	X	X			1	
	MO-CAM	2/19/13 1940	X	X		X	X			1	
	MO-OJA		X	X		X	X			1	
	MO-MEI		X	X		X	X			1	
	MO-VEN		X	X		X	X			1	
	MD-1		X	X		X	X			1	

Relinquished Printed Name BRAM SERCU

Signature

Affiliation VC-WPD Date/Time 2/19/13 2139

Received Printed Name Susan Benavides

Signature Susan Ben

Affiliation DH Lab Date/Time 02/19/13 2140

Other Notes: Perform bacteriological analyses within 6 hours of sample collection time

Chain of Custody Record

Ventura County Watershed Protection District
NPDES Stormwater Monitoring Program
Project: NPDES Stormwater Wet Season
Bacteriological - VCHCA Lab (SIDE 2 of 2)

Sampling Date: _____ Project Number: 2012/13-3 (Wet)

Sampling Team: _____

LAB USE ONLY	SAMPLE ID	DATE/TIME COLLECTED	Total Coliform (25 Tube Method - MPNX)	Fecal Coliform (25 Tube Method - MPNX)	Enterococcus (Tray Method - WQ IDEXX)	*E. coli* (Tray Method - WQ IDEXX)	Total Coliform (Tray Method - WQ IDEXX)			Number of Bottles	NOTES
	MO-SPA		X	X		X	X			1	
	MO-FIL		X	X		X	X			1	
	MO-SIM		X	X		X	X			1	
	MO-MPK		X	X		X	X			1	
	MO-THO		X	X		X	X			1	
	MO-OXN		X	X		X	X			1	
	MO-HUE	2/19/13 2110	X	X		X	X			1	

Relinquished Printed Name BRAM SBRCU

Signature _____

Affiliation VC-WPD Date/Time 2/19/13 2139

Received Printed Name Susan Benavides

Signature _____

Affiliation PH Lab Date/Time 02/19/13 2140

Other Notes: Perform bacteriological analyses within 6 hours of sample collection time

Chain of Custody Record

Ventura County Watershed Protection District
NPDES Stormwater Monitoring Program
Project: NPDES Stormwater Wet Season
Bacteriological - VCHCA Lab (SIDE 1 of 2)

Sampling Date: 2/19/13 Project Number: 2012/13-3 (Wet)

Sampling Team: T. LIDDELL

LAB USE ONLY	SAMPLE ID	DATE/TIME COLLECTED	Total Coliform (25 Tube Method - MPNX)	Fecal Coliform (25 Tube Method - MPNX)	Enterococcus (Tray Method - WQ IDEXX)	*E. coli* (Tray Method - WQ IDEXX)	Total Coliform (Tray Method - WQ IDEXX)			Number of Bottles	NOTES
	ME-CC		X	X	X	X	X			1	
	ME-SCR	2/19/13 2145	X	X	X	X	X			1	
	ME-VR2		X	X	X	X	X			1	
	MO-CAM		X	X		X	X			1	
	MO-OJA		X	X		X	X			1	
	MO-MEI		X	X		X	X			1	
	MO-VEN		X	X		X	X			1	
	MD-1		X	X		X	X			1	

Relinquished Printed Name: TOMMY LIDDELL

Signature: Liddell

Affiliation: VCWPD Date/Time: 2/19/13 2115 ~~2215~~

Received Printed Name: Susan Bernardo

Signature: Susan B

Affiliation: PH Lab Date/Time: 02/19/13 2115 2215

Other Notes: Perform bacteriological analyses within 6 hours of sample collection time

Chain of Custody Record

Ventura County Watershed Protection District
NPDES Stormwater Monitoring Program
Project: NPDES Stormwater Wet Season
Bacteriological - VCHCA Lab (SIDE 2 of 2)

Sampling Date: _____ Project Number: 2012/13-3 (Wet)

Sampling Team: _____

LAB USE ONLY	SAMPLE ID	DATE/TIME COLLECTED	Total Coliform (25 Tube Method - MPNX)	Fecal Coliform (25 Tube Method - MPNX)	Enterococcus (Tray Method - WQ IDEXX)	*E. coli* (Tray Method - WQ IDEXX)	Total Coliform (Tray Method - WQ IDEXX)			Number of Bottles	NOTES
	MO-SPA	2/19/13 2015	X	X		X	X			1	
	MO-FIL	2/19/13 2055	X	X		X	X			1	
	MO-SIM		X	X		X	X			1	
	MO-MPK		X	X		X	X			1	
	MO-THO		X	X		X	X			1	
	MO-OXN	2/19/13 1930	X	X		X	X			1	
	MO-HUE		X	X		X	X			1	

Relinquished Printed Name: TOMMY LIDDELL

Signature: _____

Affiliation: VCWPD Date/Time: 2/19/13 2015 2215

Received Printed Name: Susan Bernardini

Signature: _____

Affiliation: PH Lab Date/Time: 02/19/13 2115 22:15

Other Notes: Perform bacteriological analyses within 6 hours of sample collection time

Chain of Custody Record

Ventura County Watershed Protection District
NPDES Stormwater Monitoring Program
Project: NPDES Stormwater Wet Season
Bacteriological - VCHCA Lab (SIDE 1 of 2)

Sampling Date: 2/19/13 Project Number: 2012/13-3 (Wet)

Sampling Team: K. HAHS, A. MIGUEL

LAB USE ONLY	SAMPLE ID	DATE/TIME COLLECTED	Total Coliform (25 Tube Method - MPNX)	Fecal Coliform (25 Tube Method - MPNX)	Enterococcus (Tray Method - WQ IDEXX)	*E. coli* (Tray Method - WQ IDEXX)	Total Coliform (Tray Method - WQ IDEXX)			Number of Bottles	NOTES
	~~ME-CC~~		X	X	X	X	X			1	
	~~ME-SCR~~		X	X	X	X	X			1	
	~~ME-VR2~~		X	X	X	X	X			1	
	~~MO-CAM~~		X	X		X	X			1	
	~~MO-OJA~~		X	X		X	X			1	
	~~MO-MEI~~		X	X		X	X			1	
	MO-VEN	2/19/13 1940	X	X		X	X			1	
	~~MDM~~ MB-1	2/19/13 1940	X	X		X	X			1	

Relinquished — Printed Name: KELLY HAHS

Signature: Kelly Hahs

Affiliation: VCWPD Date/Time: 2/19/13 1025 PM

Received — Printed Name: Susan Bernal

Signature: Susan Bernal

Affiliation: ~~OC~~ PHLab Date/Time: 021913 2225

Other Notes: Perform bacteriological analyses within 6 hours of sample collection time

Chain of Custody Record
Ventura County Watershed Protection District
NPDES Stormwater Monitoring Program
Project: NPDES Stormwater Wet Season
Bacteriological - VCHCA Lab (SIDE 2 of 2)

Sampling Date: 2-19-13 Project Number: 2012/13-3 (Wet)

Sampling Team: AA - SM - TS

LAB USE ONLY	SAMPLE ID	DATE/TIME COLLECTED	Total Coliform (25 Tube Method - MPNX)	Fecal Coliform (25 Tube Method - MPNX)	Enterococcus (Tray Method - WQ IDEXX)	*E. coli* (Tray Method - WQ IDEXX)	Total Coliform (Tray Method - WQ IDEXX)			Number of Bottles	NOTES
	MO-SPA		X	X		X	X			1	
	MO-FIL		X	X		X	X			1	
	MO-SIM	2-19-13 20:41	X	X		X	X			1	
	MO-MPK	~~2~~ 2-19-13 19:38	X	X		X	X			1	
	MO-THO	2-19-13 21:40	X	X		X	X			1	
	MO-OXN		X	X		X	X			1	
	MO-HUE		X	X		X	X			1	

Relinquished Printed Name ARNE ANSELM

Signature [signature]

Affiliation VCWPD Date/Time 2-19-13 ~~20:28~~ 22:28

Received Printed Name Susan Bene

Signature Susan Bene

Affiliation PH Lab Date/Time 021913 2030

Other Notes: Perform bacteriological analyses within 6 hours of sample collection time 22:28

3B20117

Chain of Custody Record

Ventura County Watershed Protection District
NPDES Stormwater Monitoring Program
Project: NPDES Stormwater Wet Season
Grabs - Weck Laboratories (SIDE 1 of 2)

Sampling Date: 2/19/13 Project Number: 2012/13-3 (Wet) Grabs

Sampling Team: K.HAHS, A MIGUEL, T.LIDDELL, G.M, B.SERCU, D.CALDERON, A.ANSELM, S.McGinnis, T.Sanford

Lab to select samples for MS/MSD where extra volume permits (all test methods) excluding travel blanks.

SAMPLE ID	DATE/TIME COLLECTED	Oil & Grease; O&G-NP (EPA 1664A)	Cyanide (EPA 335.4)	MTBE & 2CLEVE (EPA 524.2)	Travel Blanks (EPA 524.2)-only analyze if hits									Number of Bottles	NOTES
ME-CC	2/19/13 2020	3	1	3	1									8	B.SERCU, D.CALDERON
ME-SCR	2/19/13 21:45	2	1	3	1									7	T.LIDDELL, G.M
~~ME-VR2~~		~~2~~	~~1~~	~~3~~	~~1~~									~~7~~	
MO-CAM	2/19/13 1940	2	1	3	1									7	B.SERCU, D.CALDERON
~~MO-OJA~~		~~2~~	~~1~~	~~3~~	~~1~~									~~7~~	
~~MO-MEI~~		~~2~~	~~1~~	~~3~~	~~1~~									~~7~~	
MO-VEN	2/19/13 1940	2	1	3	1									7	K.HAHS, A.MIGUEL
MO-OXN	2/19/13 1930	2	1	3	1									7	T.LIDDELL, G.M.
~~MDA~~ MB-1	2/19/13 1940	2	1	3	1									7	K.HAHS, A.MIGUEL

Relinquished Printed Name Kelly Hahs [signature] Jaime Posadas

Signature [signature] [signature] [signature]

Affiliation VCWPD Date/Time 2/20/13 / 1525

Received Printed Name Abraham Lavis

Signature [signature]

Affiliation RMS Date/Time 2/20/13 1525

Other Notes: Please run 524.2 on travel blanks only if constituents detected in orginal analysis

[signature] 2/20/13 1710 1.7°C

COURIER PICK UP

3B2017

Chain of Custody Record

Ventura County Watershed Protection District

NPDES Stormwater Monitoring Program

Project: NPDES Stormwater Wet Season

Grabs - Weck Laboratories (SIDE 2 of 2)

Sampling Date: 2/19/13 Project Number: 2012/13-3 (Wet) Grabs

Sampling Team: see other side

SAMPLE ID	DATE/TIME COLLECTED	Oil & Grease; O&G-NP (EPA 1664A)	Cyanide (EPA 335.4)	MTBE & 2CLEVE (EPA 524.2)	Travel Blanks (EPA 524.2)-only analyze if hits	EPA 515.3			Number of Bottles	NOTES
										Lab to select samples for MS/MSD where extra volume permits (all test methods) excluding travel blanks.
MO-SPA	2/19/13 20:15	2	1	3	1				7	T. LIDDELL, G.M.
MO-FIL	2/19/13 20:55	2	1	3	1				7	T. LIDDELL, G.M
MO-SIM	2/19/13 20:41	2	1	3	1				7	A. ANSELM, S. McGINNIS, T. SANFORD
MO-HUE	2/19/13 21:10	2	1	3	1				7	B. SERCU, D. CALDERON
MO-THO	2/19/13 21:40	2	1	3	1				7	A. ANSELM, S. McGINNIS T. SANFORD
~~MO-MPK~~	~~2/19/13 19:38~~	~~2~~	~~1~~	~~3~~	~~1~~				7	~~A. ANSELM, S. McGINNIS T. SANFORD~~
~~MO-MPK Upstream at RR~~	—	—	—	—	—	2			2	
~~Edison RC Pipe at MPK - Lower~~	—	—	—	—	—	2			2	
~~Edison RC Pipe at MPK - Upper~~	—	—	—	—	—	2			2	

Relinquished Printed Name

Signature

Affiliation Date/Time

Received Printed Name

Signature

Affiliation Date/Time

SEE OTHER SIDE

COURIER PICK UP

Other Notes: Please run 524.2 on travel blanks only if constituents detected in orginal analysis

Note MO-MPK bottles should be discarded for this event

3B20093

Chain of Custody Record

Ventura County Watershed Protection District
NPDES Stormwater Monitoring Program
Project: NPDES Stormwater Wet Season
Composites - Weck Laboratories (SIDE 1 of 2)

Sampling Date: 2/20/13 Project Number: 2012/13-3 (Wet) Composites

Sampling Team: K.HAHS, B.SERCU, W.B.CAREY, A.ANSELM

SAMPLE ID	DATE/TIME COLLECTED	Barium, total	Chlorine Residual	NO3-N	Metals, total & dissolved (+ Hardness)	Cr+6	BOD, COD, MBAS, TKN, Ammonia, TOC	NO3+NO2 (353.2), Cl, F (300.0), Phenolics	Phosphorus-P Total & Dissolved	625-CTR, 8270SIM-PAH, 8270SIM-Phenols *	515.3-Herb 547-Glyphosate, 608-CTR	525.2 Reg+507, 525-OPP-LL	ALK, CLO4, Turb, TDS, TSS, VSS, Cond	Number of Bottles	NOTES
ME-CC	2/20/13 1050	X	X	X	X	X	X	X	X	X	X	X	X	1	K.HAHS, B.SERCU
ME-SCR	2/20/13 1150	X			X	X	X	X	X	X	X	X	X	1	K.HAHS, B SERCU
~~ME-VR2~~	—				~~X~~	~~X~~	~~X~~	~~X~~	~~X~~	~~X~~	~~X~~	~~X~~	~~X~~	~~1~~	
MO-CAM	2/20/13 11:15				X	X	X	X	X	X	X	X	X	1	K.HAHS, B.SERCU
~~MO-OJA~~	—				~~X~~	~~X~~	~~X~~	~~X~~	~~X~~	~~X~~	~~X~~	~~X~~	~~X~~	~~1~~	
~~MO-MEI~~	—				~~X~~	~~X~~	~~X~~	~~X~~	~~X~~	~~X~~	~~X~~	~~X~~	~~X~~	~~1~~	
MO-VEN	2/20/13 0925				X	X	X	X	X	X	X	X	X	1	K.HAHS, B.SERCU

Metals by200.8, Total & Dissolved:
Sb, Ag, Al, As, Be, Cd, Cr, Cu, Fe, Ni, Pb; Se, Tl, Zn, Hg

Metals by 200.7, Total (only):
Ca, Mg (for Hardness calc.)

608 include alpha- & gamma-chlordane

* Same extraction with low-level spike for 3 methods: 625CTR, 8270SIM-PAH, & 8270SIM-PHENOLS

Lab to select samples for MS/MSD where extra volume permits (all test methods)

Relinquished Printed Name Kelly Hahs Alexandra Jaime Posadas

Signature

Affiliation VCWPD Date/Time 2/20/13 15:25

Received Printed Name

Signature

Affiliation RMS Date/Time 2/20/13 15:25

Other Notes: Filter for dissolved metals and perform conductivity analyses immediately. Jamalimer 2/20/13 1710 1.7°C

COURIER PICK UP

nn 3/27/13 due to insufficient sample volume, EPA 525 OPP for sample MO-SPA is cancelled.

3B20093

Chain of Custody Record

Ventura County Watershed Protection District

NPDES Stormwater Monitoring Program

Project: NPDES Stormwater Wet Season

Composites - Weck Laboratories (SIDE 2 of 2)

Sampling Date: 2/20/13 Project Number: 2012/13-3 (Wet) Composites

Sampling Team: K. HAHS, B. SERCU, WB. CAREY, A. ANSELM

SAMPLE ID	DATE/TIME COLLECTED				Metals, total & dissolved (+ Hardness)	Cr+6	BOD, COD, MBAS, TKN, Ammonia, TOC	NO3+NO2 (353.2), Cl, F (300.0), Phenolics	Phosphorus-P Total & Dissolved	625-CTR, 8270SIM-PAH, 8270SIM-Phenols *	515.3-Herb 547-Glyphosate, 608-CTR	525.2 Reg+507, 525-OPP-LL	ALK, CLO4, Turb, TDS, TSS, VSS, Cond	Number of Bottles	NOTES
MO-SPA	2/20/13 12:25				X	X	X	X	X	X	X	X	X	1	K. HAHS, B. SERCU
MO-FIL	2/20/13 10:15				X	X	X	X	X	X	X	X	X	1	WB CAREY, A. ANSELM
MO-SIM	2/20/13 11:10				X	X	X	X	X	X	X	X	X	1	WB CAREY, A. ANSELM
~~MO-MPK~~	~~2/20/13~~				X	X	X	X	X	X	X	X	X	1	WB CAREY, A. ANSELM
MO-THO	2/20/13 11:40				X	X	X	X	X	X	X	X	X	1	WB CAREY, A. ANSELM
MO-OXN	2/20/13 0940				X	X	X	X	X	X	X	X	X	1	K. HAHS, B. SERCU
MO-HUE	2/20/13 10:25				X	X	X	X	X	X	X	X	X	1	K. HAHS, B. SERCU

Metals by200.8, Total & Dissolved:
Sb, Ag, Al, As, Be, Cd, Cr, Cu, Fe, Ni, Pb, Se, Tl, Zn, Hg

Metals by 200.7, Total (only):
Ca, Mg (for Hardness calc.)

608 include alpha- & gamma-chlordane

* Same extraction with low-level spike for 3 methods: 625CTR, 8270SIM-PAH, & 8270SIM-PHENOLS

Lab to select samples for MS/MSD where extra volume permits (all test methods)

Relinquished Printed Name

Signature

Affiliation Date/Time

Received Printed Name

Signature

Affiliation Date/Time

SEE OTHER SIDE

COURIER PICK UP

Other Notes: Filter for dissolved metals and perform conductivity analyses immediately.

Chain of Custody Record

Ventura County Watershed Protection District
NPDES Stormwater Monitoring Program
Project: NPDES Stormwater Wet Season
Bacteriological - VCHCA Lab (SIDE 1 of 2)

Sampling Date: ~~3/8/13~~ 3/7-8/13 Project Number: 2012/13-4 (Wet)

Sampling Team: KH, BW, AA, TS, Sm

LAB USE ONLY	SAMPLE ID	DATE/TIME COLLECTED (2nd Yellow book)	Total Coliform (25 Tube Method - MPNX)	Fecal Coliform (25 Tube Method - MPNX)	Enterococcus (Tray Method - WQ IDEXX)	*E. coli* (Tray Method - WQ IDEXX)	Total Coliform (Tray Method - WQ IDEXX)			Number of Bottles	NOTES
	ME-CC	3/7/13 ~~22:21~~ 23:21	X	X	X	X	X			1	AA, TS, Sm
	ME-SCR	3/8/13 00:47	X	X	X	X	X			1	AA, TS, Sm
	ME-VR2	3/8/13 02:20	X	X	X	X	X			1	KH, BW
	MO-CAM	3/7/13 21:45	X	X		X	X			1	AA, TS, Sm
	MO-OJA	3/7/13 23:45	X	X		X	X			1	KH, BW
	MO-MEI	3/8/13 00:25	X	X		X	X			1	KH, BW
	MO-VEN	3/7/13 21:35	X	X		X	X			1	KH, BW
	~~MD-1~~		~~X~~	~~X~~		~~X~~	~~X~~			~~1~~	

Relinquished — Printed Name: KELLY HAHS

Signature: Kelly Hahs

Affiliation: VCWPD Date/Time: 3/8/13 / ~~1525~~ (KH) 03:25

Received — Printed Name: Susan Bernardo

Signature: Susan Bernardo

Affiliation: PH Lab Date/Time: 030813 0325

Other Notes: Perform bacteriological analyses within 6 hours of sample collection time

Chain of Custody Record

Ventura County Watershed Protection District
NPDES Stormwater Monitoring Program
Project: NPDES Stormwater Wet Season
Bacteriological - VCHCA Lab (SIDE 2 of 2)

Sampling Date: 3/7-8/13 Project Number: 2012/13-4 (Wet)

Sampling Team: KH, BW, AA, TS, SM

LAB USE ONLY	SAMPLE ID	DATE/TIME COLLECTED	Total Coliform (25 Tube Method - MPNX)	Fecal Coliform (25 Tube Method - MPNX)	Enterococcus (Tray Method - WQ IDEXX)	*E. coli* (Tray Method - WQ IDEXX)	Total Coliform (Tray Method - WQ IDEXX)			Number of Bottles	NOTES
	~~MO-SPA~~		X	X		X	X			1	
	~~MO-EIL~~		X	X		X	X			1	
	~~MO-SIM~~		X	X		X	X			1	
	~~MO-MPK~~		X	X		X	X			1	
	MO-THO	3/7/13 22:27	X	X		X	X			1	AA, TS, SM
	MO-OXN	3/7/13 21:03	X	X		X	X			1	AA, TS, SM
	MO-HUE	3/7/13 22:20	X	X		X	X			1	KH, BW

Relinquished Printed Name: Ed Lyttle

Signature: Ed Lyttle

Affiliation: VCWPD Date/Time: 3/8/13 0325 (KH)

Received Printed Name: Susan Benavides

Signature: Susan Benavides

Affiliation: PH Lab Date/Time: 030813 0325

Other Notes: Perform bacteriological analyses within 6 hours of sample collection time

Chain of Custody Record

Ventura County Watershed Protection District

NPDES Stormwater Monitoring Program

Project: NPDES Stormwater Wet Season

Bacteriological - VCHCA Lab (SIDE 2 of 2)

Sampling Date: _____ Project Number: 2012/13-4 (Wet)

Sampling Team: _____

LAB USE ONLY	SAMPLE ID	DATE/TIME COLLECTED	Total Coliform (25 Tube Method - MPNX)	Fecal Coliform (25 Tube Method - MPNX)	Enterococcus (Tray Method - WQ IDEXX)	*E. coli* (Tray Method - WQ IDEXX)	Total Coliform (Tray Method - WQ IDEXX)			Number of Bottles	NOTES
	MO-SPA	3/8/13 2315	X	X		X	X			1	
	MO-FIL	3/8/13 2355	X	X		X	X			1	
	MO-SIM	3/8/13 0050	X	X		X	X			1	
	MO-MPK	3/8/13 0135	X	X		X	X			1	
	MO-THO		X	X		X	X			1	
	MO-OXN		X	X		X	X			1	
	MO-HUE		X	X		X	X			1	

Relinquished Printed Name: Tommy Liddell

Signature: T. LIDDELL

Affiliation: VCWPD Date/Time: 3/8/13 0220

Received Printed Name: Susan Benavides

Signature: Susan Benavides

Affiliation: [illegible] Date/Time: 3/8/13 0220

Other Notes: Perform bacteriological analyses within 6 hours of sample collection time

Chain of Custody Record

Ventura County Watershed Protection District
NPDES Stormwater Monitoring Program
Project: NPDES Stormwater Wet Season
Grabs - Weck Laboratories (SIDE 1 of 2)

3C08035

Sampling Date: _____ Project Number: 2012/13-4 (Wet) Grabs

Sampling Team: _____

SAMPLE ID	DATE/TIME COLLECTED	Oil & Grease; O&G-NP (EPA 1664A)	Cyanide (EPA 335.4)	MTBE & 2CLEVE (EPA 524.2)	Travel Blanks (EPA 524.2)-only analyze if hits									Number of Bottles	NOTES
ME-CC	3/7/13 ~~23:22~~ 21	3	1	3	1									8	AA, TS, SM
ME-SCR	3/8/13 00:47	2	1	3	1									7	AA TS, SM
ME-VR2	3/8/13 02:20	~~2~~	1	3	~~1~~									~~8~~ 4	KH, BW
MO-CAM	3/7/13 21:45	2	1	3	1									7	AA, TS, SM
MO-OJA	3/7/13 23:45	2	1	3	1									7	KH, BW
MO-MEI	3/8/13 00:25	2	1	3	1									7	KH, BW
MO-VEN	3/7/13 21:35	2	1	3	1									7	KH, BW
MO-OXN	3/7/13 21:03	2	1	3	1									7	AA, TS, SM
MD-1		2	1	3	1									7	

Lab to select samples for MS/MSD where extra volume permits (all test methods) excluding travel blanks.

Relinquished
Printed Name: Jason Burke
Signature: [signature]
Affiliation: WPD Date/Time: 3/8/13 10:35 am

Received
Printed Name: Hector Sanchez
Signature: [signature]
Affiliation: WECKLABS Date/Time: 3/8/13 10:35 AM

Other Notes: Please run 524.2 on travel blanks only if constituents detected in orginal analysis

Hector Sanchez

Jamie Green 3/8/13 1235 1:20

Chain of Custody Record

Ventura County Watershed Protection District
NPDES Stormwater Monitoring Program
Project: NPDES Stormwater Wet Season
Grabs - Weck Laboratories (SIDE 2 of 2)

3C08035

Sampling Date: _____ Project Number: 2012/13-4 (Wet) Grabs

Sampling Team: _____

SAMPLE ID	DATE/TIME COLLECTED	Oil & Grease; O&G-NP (EPA 1664A)	Cyanide (EPA 335.4)	MTBE & 2CLEVE (EPA 524.2)	Travel Blanks (EPA 524.2)-only analyze if hits	EPA 515.3			Number of Bottles	NOTES
										Lab to select samples for MS/MSD where extra volume permits (all test methods) excluding travel blanks.
MO-SPA	3/7/13 2315	2	1	3	1				7	TL
MO-FIL	3/7/13 2355	2	1	3	1				7	TL
MO-SIM	3/8/13 0050	2	1	3	1				7	TL
MO-HUE 22:20	3/7/13 22:20	2	1	3	1				7	KH, BW
MO-THO	3/7/13 22:27	2	1	3	1				7	AA, TB, SM
MO-MPK	3/8/13 0135	2	1	3	1				7	TL
MO-MPK Upstream at RR						2			2	
Edison RC Pipe at MPK - Lower						2			2	
Edison RC Pipe at MPK - Upper						2			2	

Relinquished Printed Name Jason Burke

Signature Jason Burke

Affiliation WPD Date/Time 3/8/13 10:35 am

Received Printed Name _____

Signature _____

Affiliation _____ Date/Time _____

Other Notes: Please run 524.2 on travel blanks only if constituents detected in orginal analysis

COURIER

FEDEX UPS

Chain of Custody Record

Ventura County Watershed Protection District
NPDES Stormwater Monitoring Program
Project: NPDES Stormwater Wet Season
Grabs - Weck Laboratories (SIDE 1 of 2)

3C08078

Sampling Date: AA, ~~SM~~, ~~FS~~ TL Project Number: 2012/13-4 (Wet) Grabs

Sampling Team: 3-7-13

Lab to select samples for MS/MSD where extra volume permits (all test methods) excluding travel blanks.

SAMPLE ID	DATE/TIME COLLECTED	Oil & Grease; O&G-NP (EPA 1664A)	Cyanide (EPA 335.4)	MTBE & 2CLEVE (EPA 524.2)	Travel Blanks (EPA 524.2)-only analyze if hits									Number of Bottles	NOTES
~~ME-CC~~	~~3-7-13 23:27~~	~~3~~	~~1~~	~~3~~	~~1~~									~~8~~	
~~ME-SCR~~	~~3-8-13 00:47~~	~~2~~	~~1~~	~~3~~	~~1~~									~~7~~	
ME-VR2	3-8-13 9:45	2	~~1~~	~~3~~	~~1~~									~~7~~ 2	O&G ONCY @ 9:45
~~MO-CAM~~	~~3-7-13 21:45~~	~~2~~	~~1~~	~~3~~	~~1~~									~~7~~	
MO-OJA		2	1	3	1									7	
MO-MEI		2	1	3	1									7	
MO-VEN		2	1	3	1									7	
~~MO-OXN~~	~~3-7-13 21:03~~	~~2~~	~~1~~	~~3~~	~~1~~									~~7~~	
MD-1		2	1	3	1									7	

Relinquished
Printed Name: W.B. CAREY [signature]
Signature: W.B. Carey
Affiliation: VCWPD Date/Time: 3/8/13 1400

Received
Printed Name: Abraham Levy
Signature: [signature]
Affiliation: Pedalone Date/Time: 3/8/13 1400

Other Notes: Please run 524.2 on travel blanks only if constituents detected in orginal analysis

1.2C [signature] 3/8/13 1815

Chain of Custody Record 3C08077

Ventura County Watershed Protection District
NPDES Stormwater Monitoring Program
Project: NPDES Stormwater Wet Season
Composites - Weck Laboratories (SIDE 1 of 2)

Sampling Date: 3/8/13 Project Number: 2012/13-4 (Wet) Composites

Sampling Team: KH, DP, AA, TL, WBC, BW, TS, SM

SAMPLE ID	DATE/TIME COLLECTED	Barium, total	Chlorine Residual	NO3-N	Metals, total & dissolved (+ Hardness)	Cr+6	BOD, COD, MBAS, TKN, Ammonia, TOC	NO3+NO2 (353.2), Cl, F (300.0), Phenolics	Phosphorus-P Total & Dissolved	625-CTR, 8270SIM-PAH, 8270SIM-Phenols *	515.3-Herb 547-Glyphosate, 608-CTR	525.2 Reg+507, 525-OPP-LL	ALK, CLO4, Turb, TDS, TSS, VSS, Cond	Number of Bottles	NOTES
~~ME-CC~~	~~3~~	~~X~~	~~X~~	~~X~~	~~X~~	~~X~~	~~X~~	~~X~~	~~X~~	~~X~~	~~X~~	~~X~~	~~X~~	~~1~~	
ME-SCR	3/8/13 10:45	X			X	X	X	X	X	X	X	X	X	1	KH, ~~DP~~ DP
ME-VR2	09:45				X	X	X	X	X	X	X	X	X	1	AA, TL
MO-CAM	10:10				X	X	X	X	X	X	X	X	X	1	KH, DP
MO-OJA	10:26				X	X	X	X	X	X	X	X	X	1	AA, TL
MO-MEI	10:44				X	X	X	X	X	X	X	X	X	1	AA, TL
MO-VEN	11:33				X	X	X	X	X	X	X	X	X	1	AA, TL

Metals by200.8, Total & Dissolved:
Sb, Ag, Al, As, Be, Cd, Cr, Cu, Fe, Ni, Pb, Se, Tl, Zn, Hg

Metals by 200.7, Total (only):
Ca, Mg (for Hardness calc.)

608 include alpha- & gamma-chlordane

* Same extraction with low-level spike for 3 methods: 625CTR, 8270SIM-PAH, & 8270SIM-PHENOLS

Lab to select samples for MS/MSD where extra volume permits (all test methods)

Relinquished Printed Name W.B. CAREY

Signature W.B. Carey

Affiliation VCWPD Date/Time 3/8/13 1400

Received Printed Name Abraham Levy

Signature

Affiliation Reliable Date/Time 3/8/13 1400

Other Notes: Filter for dissolved metals and perform conductivity analyses immediately. Jamal Omer 3/8/13 1815

COURIER PICK UP

Chain of Custody Record 3008077

Ventura County Watershed Protection District
NPDES Stormwater Monitoring Program
Project: NPDES Stormwater Wet Season
Composites - Weck Laboratories (SIDE 2 of 2)

Sampling Date: 3/8/13 Project Number: 2012/13-4 (Wet) Composites

Sampling Team: KH, DP, AA, TL, WBC, BW, TS, SM

SAMPLE ID	DATE/TIME COLLECTED				Metals, total & dissolved (+ Hardness)	Cr+6	BOD, COD, MBAS, TKN, Ammonia, TOC	NO3+NO2 (353.2), Cl, F (300.0), Phenolics	Phosphorus-P Total & Dissolved	625-CTR, 8270SIM-PAH, 8270SIM-Phenols *	515.3-Herb 547-Glyphosate, 608-CTR	525.2 Reg+507, 525-OPP-LL	ALK, CLO4, Turb, TDS, TSS, VSS, Cond	Number of Bottles	NOTES
MO-SPA	3/8/13	09:17			X	X	X	X	X	X	X	X	X	1	SM, TS
MO-FIL		09:41			X	X	X	X	X	X	X	X	X	1	WBC, BW
MO-SIM		10:26			X	X	X	X	X	X	X	X	X	1	WBC, BW
MO-MPK		10:52			X	X	X	X	X	X	X	X	X	1	WBC, BW
MO-THO		10:18			X	X	X	X	X	X	X	X	X	1	SM, TS
MO-OXN		09:40			X	X	X	X	X	X	X	X	X	1	KH, DP
MO-HUE		11:18			X	X	X	X	X	X	X	X	X	1	SM, TS

Metals by200.8, Total & Dissolved:
Sb, Ag, Al, As, Be, Cd, Cr, Cu, Fe, Ni, Pb, Se, Tl, Zn, Hg

Metals by 200.7, Total (only): Ca, Mg (for Hardness calc.)

608 include alpha- & gamma-chlordane

* Same extraction with low-level spike for 3 methods: 625CTR, 8270SIM-PAH, & 8270SIM-PHENOLS

Lab to select samples for MS/MSD where extra volume permits (all test methods)

Relinquished Printed Name W.B. CAREY Rebuttan Levey

Signature W.B. Carey

Affiliation VCWPD Date/Time 3/8/13 1400

Received Printed Name Rebuttan Levey

Signature

Affiliation Reliable Date/Time 3/8/13 1400

COURIER

Other Notes: Filter for dissolved metals and perform conductivity analyses immediately. Jaime Gmez 3/10/13 1015

PICK UP

Chain of Custody Record
Ventura County Watershed Protection District
NPDES Stormwater Monitoring Program
Project: NPDES Stormwater Wet Season
Equipment - Weck Laboratories

Sampling Date: 3/8/13 Project Number: 2012/13-4 (Wet)

Sampling Team: WBC

COURIER PICK UP

EQUIPMENT	Clean with detergent and HNO3	Clean with detergent, HNO3, and methanol*	No action required		NOTES
18.5 L carboy and lid		13			Please place tape or plastic bag over top and note on wrap if bottle was cleaned with methanol.
Blue cube cooler			13		
Black bags			13		

Relinquished Printed Name W.B. CAREY [signature]

Signature W.B. Carey

Affiliation VCWPD Date/Time 3/8/13 1400

Received Printed Name Abbatta Carey

Signature [signature]

Affiliation Reliable Date/Time 3/8/13 1400

Other Notes: * Please clean with detergent, nitric, and methanol and **do not** rinse after methanol step (allow to air dry after methanol cleaning to avoid organics contamination). Record which bottles were cleaned with methanol.

[signature] 3/8/13 1815

3C09001

Chain of Custody Record

Ventura County Watershed Protection District
NPDES Stormwater Monitoring Program
Project: NPDES Stormwater Wet Season
Composites - Weck Laboratories (SIDE 1 of ~~2~~ 1)

Sampling Date: 3/9/13 Project Number: 2012/13~~4~~ (Wet) Composites

Sampling Team:

SAMPLE ID	DATE/TIME COLLECTED	Barium, total	Chlorine Residual	NO3-N	Metals, total & dissolved (+ Hardness)	Cr+6	BOD, COD, MBAS, TKN, Ammonia, TOC	NO3+NO2 (353.2), Cl, F (300.0), Phenolics	Phosphorus-P Total & Dissolved	625-CTR, 8270SIM-PAH, 8270SIM-Phenols *	515.3-Herb 547-Glyphosate, 608-CTR	525.2 Reg+507, 525-OPP-LL	ALK, CLO4, Turb, TDS, TSS, VSS, Cond	Number of Bottles	NOTES
ME-CC	3/9/13 08:05	X	X	X	X	X	X	X	X	X	X	X	X	1	WBC
~~ME-SCR~~		~~X~~			~~X~~	~~X~~	~~X~~	~~X~~	~~X~~	~~X~~	~~X~~	~~X~~	~~X~~	~~1~~	
~~ME-VR2~~					~~X~~	~~X~~	~~X~~	~~X~~	~~X~~	~~X~~	~~X~~	~~X~~	~~X~~	~~1~~	
~~MO-CAM~~					~~X~~	~~X~~	~~X~~	~~X~~	~~X~~	~~X~~	~~X~~	~~X~~	~~X~~	~~1~~	
~~MO-OJA~~					~~X~~	~~X~~	~~X~~	~~X~~	~~X~~	~~X~~	~~X~~	~~X~~	~~X~~	~~1~~	
~~MO-MEI~~					~~X~~	~~X~~	~~X~~	~~X~~	~~X~~	~~X~~	~~X~~	~~X~~	~~X~~	~~1~~	
~~MO-VEN~~					~~X~~	~~X~~	~~X~~	~~X~~	~~X~~	~~X~~	~~X~~	~~X~~	~~X~~	~~1~~	

Metals by200.8, Total & Dissolved:
Sb, Ag, Al, As, Be, Cd, Cr, Cu, Fe, Ni, Pb, Se, Tl, Zn, Hg

Metals by 200.7, Total (only):
Ca, Mg (for Hardness calc.)

608 include alpha- & gamma-chlordane

* Same extraction with low-level spike for 3 methods: 625CTR, 8270SIM-PAH, & 8270SIM-PHENOLS

Lab to select samples for MS/MSD where extra volume permits (all test methods)

Relinquished Printed Name W.B. CAREY

Signature W.B. Carey

Affiliation VCWPD Date/Time 3/9/13 0941

Received Printed Name Daniel Sandoval

Signature [signature] Realality

Affiliation Date/Time 3/9/13 0941

Other Notes: Filter for dissolved metals and perform conductivity analyses immediately. [signature] 3/9/13

[signature] 1130

Chain of Custody Record

Ventura County Watershed Protection District
NPDES Stormwater Monitoring Program
Project: NPDES Stormwater Wet Season
Bacteriological - VCHCA Lab (SIDE 1 of 1)

Sampling Date: 4/23/13 Project Number: 2012/13 (Dry) SCR

Sampling Team: K. HAHS, W.B. CAREY

LAB USE ONLY	SAMPLE ID	DATE/TIME COLLECTED	Total Coliform (25 Tube Method - MPNX)	Fecal Coliform (25 Tube Method - MPNX)	Enterococcus (Tray Method - WQ IDEXX)	*E. coli* (Tray Method - WQ IDEXX)	Total Coliform (Tray Method - WQ IDEXX)			Number of Bottles	NOTES
	ME-SCR	4/23/13 11:25	X	X	X	X	X			1	
	~~MO-SPA~~	~~4~~	~~X~~	~~X~~		~~X~~	~~X~~			~~1~~	
	MO-FIL	4/23/13 0810	X	X		X	X			1	
	MO-OXN	4/23/13 1020	X	X		X	X			1	
	MO-VEN	4/23/13 0915	X	X		X	X			1	

Relinquished Printed Name KELLY HAHS

Signature [signature]

Affiliation VCWPD Date/Time 4/23/13 /12:10

Received Printed Name Susan Benandes

Signature Susan B

Affiliation PH Lab Date/Time 04/23/13 12:10

Other Notes: Perform bacteriological analyses within 6 hours of sample collection time

Chain of Custody Record

Ventura County Watershed Protection District
NPDES Stormwater Monitoring Program
Project: NPDES Stormwater Wet Season
Bacteriological - VCHCA Lab (SIDE 1 of 1)

Sampling Date: 4/30/13 Project Number: 2012/13-5 (Dry) VRW+HUE

Sampling Team: K. HAHS, W.B. CAREY

LAB USE ONLY	SAMPLE ID	DATE/TIME COLLECTED	Total Coliform (25 Tube Method - MPNX)	Fecal Coliform (25 Tube Method - MPNX)	Enterococcus (Tray Method - WQ IDEXX)	*E. coli* (Tray Method - WQ IDEXX)	Total Coliform (Tray Method - WQ IDEXX)			Number of Bottles	NOTES
	ME-VR2	4/30/13 0940	X	X	X	X	X			1	
	MO-OJA	4/30/13 0830	X	X		X	X			1	
	~~MO-MEI~~		X	X		X	X			~~1~~	DRY
	MO-HUE	4/30/13 1040	X	X		X	X			1	

Relinquished Printed Name KELLY HAHS

Signature

Affiliation VCWPD Date/Time 4/30/13 11:13

Received Printed Name SAL Y. BARRAGAN

Signature

Affiliation PITT LAB Date/Time 4/30/13 11:15

Other Notes: Perform bacteriological analyses within 6 hours of sample collection time

Chain of Custody Record

Ventura County Watershed Protection District
NPDES Stormwater Monitoring Program
Project: NPDES Stormwater Wet Season
Bacteriological - VCHCA Lab (SIDE 1 of 1)

Sampling Date: 5/23/13

Sampling Team: BS, WBC

Project Number: 2012/13-5 (Dry) CC

LAB USE ONLY	SAMPLE ID	DATE/TIME COLLECTED	Total Coliform (25 Tube Method - MPNX)	Fecal Coliform (25 Tube Method - MPNX)	Enterococcus (Tray Method - WQ IDEXX)	*E. coli* (Tray Method - WQ IDEXX)	Total Coliform (Tray Method - WQ IDEXX)			Number of Bottles	NOTES
	ME-CC	5/23/13 1030	X	X	X	X	X			1	
	MO-MPK		X	X		X	X			1	
	MO-SIM	5/23/13 900	X	X		X	X			1	
	MO-THO	5/23/13 940	X	X		X	X			1	
	MO-CAM	5/23/13 1100	X	X		X	X			1	

Relinquished
Printed Name: BRAM SERCU
Signature:
Affiliation: VC-WPD
Date/Time: 5/23/13 1137

Received
Printed Name: Susan Bernardo
Signature: S. Bernardo
Affiliation: PH Labs
Date/Time: 05/23/13 1140

Other Notes: Perform bacteriological analyses within 6 hours of sample collection time

Chain of Custody Record 3123089

Ventura County Watershed Protection District
NPDES Stormwater Monitoring Program
Project: NPDES Stormwater Wet Season
Grabs - Weck Laboratories (SIDE 1 of 1)

Sampling Date: 4/23/13 Project Number: 2012/13 (Dry) Grabs SCR

Sampling Team: ~~KAHAS~~ K. HAHS, W.B. CAREY

SAMPLE ID	DATE/TIME COLLECTED	Oil & Grease; O&G-NP (EPA 1664A)	Cyanide (EPA 335.4)	MTBE & 2CLEVE (EPA 524.2)	Travel Blanks (EPA 524.2)-only analyze if hits								Number of Bottles	NOTES
ME-SCR	4/23/13 11:25	2	1	3	1								7	* Travel Blank for all sites
MO-FIL	4/23/13 0810	2	1	3	1								7	WERE NOT RECEIVED. JG 4/23/13
~~MO-SPA~~		~~2~~	~~1~~	~~3~~	~~1~~								~~7~~	
MO-OXN	4/23/13 1020	2	1	3	1								7	
MO-VEN	4/23/13 0915	2	1	3	1								7	
														SAMPLE PICK-UP

Lab to select samples for MS/MSD where extra volume permits (all test methods) excluding travel blanks.

Relinquished Printed Name KELLY HAHS

Signature

Affiliation VCWPD Date/Time 4/23/13 15:00

Received Printed Name MARK GOLDBERG

Signature

Affiliation WECK LABS Date/Time 4/23/13 1500

Other Notes: Please run 524.2 on travel blanks only if constituents detected in orginal analysis

RELINQ X 4/23/13 1755

4/23/13 1755 1.8°C

Chain of Custody Record

3d23077

Ventura County Watershed Protection District
NPDES Stormwater Monitoring Program
Project: NPDES Stormwater Wet Season
Composites - Weck Laboratories (SIDE 1 of 1)

Sampling Date: 4/23/13 Project Number: 2012/13 (Dry) Composites SCR

Sampling Team: K. HAHS, W.B. CAREY

SAMPLE ID	DATE/TIME COLLECTED	Barium, total	Chlorine Residual	NO3-N	Metals, total & dissolved (+ Hardness)	Cr+6	BOD, COD, MBAS, TKN, Ammonia, TOC	NO3+NO2 (353.2), Cl, F (300.0), Phenolics	Phosphorus, Total & Dissolved	625CTR, 8270SIM-PAH, 8270SIM-Phenols *	515.3-Herb 547-Glyphosate, 608-CTR	525.2 Reg+507, 525-OPP-LL	ALK, CLO4, Turb, TDS, TSS, VSS, Cond	Number of Bottles	Metals by200.8, Total & Dissolved: Sb, Ag, Al, As, Be, Cd, Cr, Cu, Fe, Ni, Pb, Se, Tl, Zn, Hg Metals by 200.7, Total (only): Ca, Mg (for Hardness calc.) 608 include alpha- & gamma-chlordane * Same extraction with low-level spike for 3 methods: 625CTR, 8270SIM-PAH, & 8270SIM-PHENOLS
ME-SCR	4/23/13 11:25	X			X	X	X	X	X	X	X	X	X	1	
~~MO-SPA~~					~~X~~	~~X~~	~~X~~	~~X~~	~~X~~	~~X~~	~~X~~	~~X~~	~~X~~	~~1~~	
MO-FIL	4/23/13 0810				X	X	X	X	X	X	X	X	X	1	
MO-OXN	4/23/13 1020				X	X	X	X	X	X	X	X	X	1	
MO-VEN	4/23/13 0915				X	X	X	X	X	X	X	X	X	1	

Relinquished Printed Name KELLY HAHS

Signature kellyHahs

Affiliation VCWPD Date/Time 4/23/13 / 15:00

Received Printed Name ALAN GOLDSMITH

Signature

Affiliation WECK LAB Date/Time 4/23/13 1500

Other Notes: Filter for dissolved metals and perform conductivity analyses immediately.

Jaime Lmer 4/23/13 1755 1.2C

Chain of Custody Record

Ventura County Watershed Protection District
NPDES Stormwater Monitoring Program
Project: NPDES Stormwater Wet Season
Equipment - Weck Laboratories

Sampling Date: 4/23/13 Project Number: 2012/13- (Dry) Equipment SCR

Sampling Team: —

EQUIPMENT	Clean with detergent and HNO3	No action required			NOTES
18.5 L carboy and lid	4				Please place tape or plastic bag over top
Blue cube cooler		4			
Black bags		4			
					SAMPLE PICK-UP

Relinquished Printed Name KELLY HAHS

Signature

Affiliation VCWPD Date/Time 4/23/13 15:00

Received Printed Name ALAN GOLDBERG

Signature

Affiliation WECK LABS Date/Time 4/23/13 1800

Other Notes: * Please clean with detergent, nitric acid, and deionized water per SOP.

RELINQ'D 4/23/13 1755

Chain of Custody Record 3D30054

Ventura County Watershed Protection District
NPDES Stormwater Monitoring Program
Project: NPDES Stormwater Wet Season
Grabs - Weck Laboratories (SIDE 1 of 1)

Sampling Date: 4/30/13 Project Number: 2012/13-5 (Dry) Grabs VRW+HUE

Sampling Team: F. HAHS, W.B. CAREY

SAMPLE ID	DATE/TIME COLLECTED	Oil & Grease; O&G-NP (EPA 1664A)	Cyanide (EPA 335.4)	MTBE & 2CLEVE (EPA 524.2)	Travel Blanks (EPA 524.2)-only analyze if hits								Number of Bottles	NOTES
ME-VR2	4/30/13 0830	2	1	3	1								7	
MO-OJA	4/30/13 0940	2	1	3	1								7	
~~MO-MEI~~		~~2~~	~~1~~	~~3~~	~~1~~								7	DRY
MO-HUE	4/30/13 1040	2	1	3	1								7	

Lab to select samples for MS/MSD where extra volume permits (all test methods) excluding travel blanks.

Relinquished
Printed Name: KELLY HAHS / IRNE ANGELN
Signature:
Affiliation: VCWPD Date/Time: 4/30/13 17:02

Received
Printed Name:
Signature:
Affiliation: Date/Time: 4-30-13

Other Notes: Please run 524.2 on travel blanks only if constituents detected in orginal analysis

AM 4/30/13 20:15 2.7°C

Chain of Custody Record

3D30053

Ventura County Watershed Protection District
NPDES Stormwater Monitoring Program
Project: NPDES Stormwater Wet Season
Composites - Weck Laboratories (SIDE 1 of 1)

Sampling Date: 4/30/13 Project Number: 2012/13-5 (Dry) Comp VRW+HUE

Sampling Team: K HAHS, W.B. CAREY

SAMPLE ID	DATE/TIME COLLECTED				Metals, total & dissolved (+ Hardness)	Cr+6	BOD, COD, MBAS, TKN, Ammonia, TOC	NO3+NO2 (353.2), Cl, F (300.0), Phenolics	Phosphorus-P Total & Dissolved	625-CTR, 8270SIM-PAH, 8270SIM-Phenols *	515.3-Herb 547-Glyphosate, 608-CTR	525.2 Reg+507, 525-OPP-LL	ALK, CLO4, Turb, TDS, TSS, VSS, Cond	Number of Bottles	NOTES
ME-VR2	4/30/13 0830				X	X	X	X	X	X	X	X	X	1	
MO-OJA	4/30/13 0940				X	X	X	X	X	X	X	X	X	1	
~~MO-MEI~~					~~X~~	~~X~~	~~X~~	~~X~~	~~X~~	~~X~~	~~X~~	~~X~~	~~X~~	~~1~~	DRY
MO-HUE	4/30/13 1040				X	X	X	X	X	X	X	X	X	1	

Metals by200.8, Total & Dissolved:
Sb, Ag, Al, As, Be, Cd, Cr, Cu, Fe, Ni, Pb, Se, Tl, Zn, Hg

Metals by 200.7, Total (only):
Ca, Mg (for Hardness calc.)

608 include alpha- & gamma-chlordane

* Same extraction with low-level spike for 3 methods: 625CTR, 8270SIM-PAH, & 8270SIM-PHENOLS

Lab to select samples for MS/MSD where extra volume permits (all test methods)

Relinquished
Printed Name: KELLY HAHS / ARNE ANSELM
Signature:
Affiliation: VCWPD Date/Time: 4/30/13 17:02

Received
Printed Name:
Signature:
Affiliation: Date/Time: 4-30-13

Other Notes: Filter for dissolved metals and perform conductivity analyses immediately.

4/30/13 20:15 2.7°C

Chain of Custody Record

3E23072

Ventura County Watershed Protection District
NPDES Stormwater Monitoring Program
Project: NPDES Stormwater Wet Season
Grabs - Weck Laboratories (SIDE 1 of 1)

Sampling Date: 5/23/13

Project Number: 2012/13-5 (Dry) Grabs CC

Sampling Team: BS, WBC

SAMPLE ID	DATE/TIME COLLECTED	Oil & Grease; O&G-NP (EPA 1664A)	Cyanide (EPA 335.4)	MTBE & 2CLEVE (EPA 524.2)	Travel Blanks (EPA 524.2)-only analyze if hits								Number of Bottles	NOTES
ME-CC	5/23/13 1030	3	1	3	1								8	
MO-MPK	—	2	1	3	1								7	DRY
MO-SIM	5/23/13 900	2	1	3	1								7	
MO-THO	5/23/13 940	2	1	3	1								7	
MO-CAM	5/23/13 1100	2	1	3	1								7	

Lab to select samples for MS/MSD where extra volume permits (all test methods) excluding travel blanks.

SAMPLE PICK-UP

Relinquished
Printed Name: KELLY HAHS
Signature: Kelly Hahs
Affiliation: VCWPD Date/Time: 5/23/13 / 14:30

Received
Printed Name: ALMA GOLDBERG
Signature: Alma
Affiliation: WECK LABS Date/Time: 5/23/13 1430

Other Notes: Please run 524.2 on travel blanks only if constituents detected in orginal analysis

RELNQ. Alma 5/23/13 1710 1.7°C

Stephanie Young 5-23-13 17:10

3E23065

Chain of Custody Record

Ventura County Watershed Protection District
NPDES Stormwater Monitoring Program
Project: NPDES Stormwater Wet Season
Composites - Weck Laboratories (SIDE 1 of 1)

Sampling Date: 5/23/13 Project Number: 2012/13-5 (Dry) Comp CC

Sampling Team: BS, WBC

SAMPLE ID	DATE/TIME COLLECTED	Barium, total	Chlorine Residual	NO3-N	Metals, total & dissolved (+ Hardness)	Cr+6	BOD, COD, MBAS, TKN, Ammonia, TOC	NO3+NO2 (353.2), Cl, F (300.0), Phenolics	Phosphorus-P Total & Dissolved	625-CTR, 8270SIM-PAH, 8270SIM-Phenols *	515.3-Herb 547-Glyphosate, 608-CTR	525.2 Reg+507, 525-OPP-LL	ALK, CLO4, Turb, TDS, TSS, VSS, Cond	Number of Bottles	NOTES
ME-CC	5/23/13 1030	X	X	X	X	X	X	X	X	X	X	X	X	1	
MO-MPK	—				X	X	X	X	X	X	X	X	X	1	DRY
MO-SIM	5/23/13 900				X	X	X	X	X	X	X	X	X	1	
MO-THO	5/23/13 940				X	X	X	X	X	X	X	X	X	1	
MO-CAM	5/23/13 1100				X	X	X	X	X	X	X	X	X	1	

Metals by200.8, Total & Dissolved:
Sb, Ag, Al, As, Be, Cd, Cr, Cu, Fe, Ni, Pb, Se, Tl, Zn, Hg

Metals by 200.7, Total (only):
Ca, Mg (for Hardness calc.)

608 include alpha- & gamma-chlordane

* Same extraction with low-level spike for 3 methods: 625CTR, 8270SIM-PAH, & 8270SIM-PHENOLS

Lab to select samples for MS/MSD where extra volume permits (all test methods)

SAMPLE PICK-UP

Relinquished Printed Name KELLY HAHS

Signature

Affiliation VCWPD Date/Time 5/23/13 14:30

Received Printed Name ALAN GOLDBERG

Signature

Affiliation WECK LABS Date/Time 5/23/13 1435

Other Notes: Filter for dissolved metals and perform conductivity analyses immediately.

RELINQ ALAN G 5/23/13 1710

5.23.13 17:10 2.3 °C

Chain of Custody Record

Ventura County Watershed Protection District
NPDES Stormwater Monitoring Program
Project: NPDES Stormwater Wet Season
Equipment - Weck Laboratories

Sampling Date: 5/23/13 Project Number: 2012/13-5 (Dry) Equipment CC

Sampling Team:

EQUIPMENT	Clean with detergent and HNO3	No action required			NOTES
18.5 L carboy and lid	4				Please place tape or plastic bag over top
Blue cube cooler		4			
Black bags		4			
					SAMPLE PICK-UP

Relinquished Printed Name Kelly Hahs

Signature

Affiliation VCWPD Date/Time 5/23/13 14:30

Received Printed Name Allan Goldsen

Signature

Affiliation WECK LABS Date/Time 5/23/13 1435

Other Notes: * Please clean with detergent, nitric acid, and deionized water per SOP.

RELINQ X Allan 5/23/13 1740

Chain of Custody Record

Ventura County Watershed Protection District

NPDES Stormwater Monitoring Program

Major Outfall Dry Weather Monitoring

Grabs - Weck Laboratories

Sampling Date: 8/12/13 + 8/13/13 Sample Event: DRY 2013

Sampling Team: K. HAHS, W.B. CAREY

SAMPLE ID	DATE/TIME COLLECTED	Total Hardness	TOC	Dissolved Metals by 200.8 (Lead, Zinc, Copper)		Number of Bottles	NOTES
							Lab to select samples for MS/MSD where extra volume permits (all test methods) excluding travel blanks. Metals by 200.7, Total (only): Ca, Mg (for Hardness calc.)
Camarillo-1	8/13/13 12:40	X	X	X		3	MO-CAM
Fillmore-1	8/12/13 13:25	X	X	X		3	MO-FIL
Moorpark-1	8/13/13 09:55	X	X	X		3	MO-MPK
Ojai-1	8/13/13 08:10	X	X	X		3	MO-OJA
Oxnard-1	8/12/13 09:45	X	X	X		3	MO-OXN
Port Hueneme-3	8/12/13 10:35	X	X	X		3	DRY-HUE3
Santa Paula-1	8/13/13 09:05	X	X	X		3	~~DRY-SPA2~~ MO-SPA
Simi Valley-1	8/13/13 10:30	X	X	X		3	MO-SIM
Thousand Oaks-1	8/13/13 11:25	X	X	X		3	MO-THO
Unicorporated-4	8/13/13 12:00	X	X	X		3	DRY-UNI4
Ventura-1	8/12/13 08:55	X	X	X		3	MO-VEN

Relinquished Printed Name Kelly Hahs

Signature Kelly Hahs

Affiliation VCWPD Date/Time 8/13/13 / 1540

Received Printed Name ALLAN GOLDBERG

Signature

Affiliation Weck labs Date/Time 8/13/13 / 1540

Other Notes:

Chain of Custody Record

Ventura County Watershed Protection District
NPDES Stormwater Monitoring Program
Major Outfall Dry Weather Monitoring
Bacteriological - VCHCA Lab

Sampling Date: 8/12/13 Sample Event: DRY 2013

Sampling Team: K. HAHS, W.B. CAREY

LAB USE ONLY	SAMPLE ID	DATE/TIME COLLECTED	Total Coliform (Tray Method - WQ IDEXX)	*E. coli* (Tray Method - WQ IDEXX)						Number of Bottles	NOTES
	~~Camarillo-1~~										~~MO-CAM~~
	Fillmore-1	8/12/13 13:25	X	X							MO-FIL
	~~Moorpark-1~~										~~MO-MPR~~
	~~Ojai-1~~										~~MO-OJA~~
	Oxnard-1	8/12/13 09:45	X	X							MO-OXN
	Port Hueneme-3	8/12/13 10:35	X	X							DRY-HUE3
	~~Santa Paula-2~~										~~DRY-SPA2~~
	~~Simi Valley-1~~										~~MO-SIM~~
	~~Thousand Oaks-1~~										~~MO-THO~~
	~~Unincorporated-2~~										~~DRY-UNI2~~
	Ventura-1	8/12/13 08:55	X	X							MO-VEN

Relinquished Printed Name: KELLY HAHS

Signature: Kelly Hahs

Affiliation: VCWPD Date/Time: 8/12/13 / 14:20

Received Printed Name: Nadia West

Signature: Nadia West

Affiliation: PH Lab Date/Time: 08/12/13 @ 1425

Other Notes: 1:10 and 1:1000 dilutions

Chain of Custody Record

Ventura County Watershed Protection District
NPDES Stormwater Monitoring Program
Major Outfall Dry Weather Monitoring
Bacteriological - VCHCA Lab

Sampling Date: 8/13/13 Sample Event: DRY 2013

Sampling Team: K. HAHS, W.B. CAREY

LAB USE ONLY	SAMPLE ID	DATE/TIME COLLECTED	Total Coliform (Tray Method - WQ IDEXX)	*E. coli* (Tray Method - WQ IDEXX)						Number of Bottles	NOTES
	Camarillo-1	8/13/13 12:40	X	X						3	MO-CAM
	~~Fillmore-1~~	—									~~MO-FIL~~
	Moorpark-1	8/13/13 09:55	X	X						3	MO-MPK
	Ojai-1	8/13/13 08:10	X	X						3	MO-OJA
	~~Oxnard-1~~	—									~~MO-OXN~~
	~~Port Hueneme-3~~	—									~~DRY-HUE3~~
	Santa Paula-1	8/13/13 0905	X	X						3	~~DRY-SPA2~~ MO-SPA
	Simi Valley-1	8/13/13 10:30	X	X						3	MO-SIM
	Thousand Oaks-1	8/13/13 11:25	X	X						3	MO-THO
	Unincorporated-4	8/13/13 12:00	X	X						3	DRY-UNI4
	~~Ventura-1~~	—									~~MO-VEN~~

Relinquished Printed Name Kelly Hahs

Signature

Affiliation VCWPD Date/Time 8/13/13

Received Printed Name Nadia West

Signature

Affiliation PHL Date/Time 0813 13

Other Notes: 1:10 and 1:1000 dilutions

Appendix F. Laboratory QA/QC Analysis Results

Appendix F
Laboratory QA/QC Analysis Results

Event ID	Site ID	QAQC Sample Type	Analysis Date	Classification	Constituent	Fraction	Sign	Result	Units	Method	MDL	RL	QA Limit		DQOComp
													Min	Max	
2012/13-1	000NONPJ	matrix spike	10/16/2012	Anion	Chloride	n/a	=	183	mg/L	EPA 300.0	1	5			QAX,D
2012/13-1	000NONPJ	matrix spike, rec	10/16/2012	Anion	Chloride	n/a	=	102	%	EPA 300.0	-88	-88	72	118	QAX,D
2012/13-1	000NONPJ	matrix spike dup	10/16/2012	Anion	Chloride	n/a	=	182	mg/L	EPA 300.0	1	5			QAX,D
2012/13-1	000NONPJ	matrix spike dup, rec	10/16/2012	Anion	Chloride	n/a	=	99	%	EPA 300.0	-88	-88	72	118	QAX,D
2012/13-1	000NONPJ	matrix spike, RPD	10/16/2012	Anion	Chloride	n/a	=	0.6	%	EPA 300.0	-88	-88	0	20	QAX,D
2012/13-1	000NONPJ	matrix spike	10/16/2012	Anion	Chloride	n/a	=	337	mg/L	EPA 300.0	1	5			QAX,D
2012/13-1	000NONPJ	matrix spike, rec	10/16/2012	Anion	Chloride	n/a	=	97	%	EPA 300.0	-88	-88	72	118	QAX,D
2012/13-1	000NONPJ	matrix spike dup	10/16/2012	Anion	Chloride	n/a	=	334	mg/L	EPA 300.0	1	5			QAX,D
2012/13-1	000NONPJ	matrix spike dup, rec	10/16/2012	Anion	Chloride	n/a	=	90	%	EPA 300.0	-88	-88	72	118	QAX,D
2012/13-1	000NONPJ	matrix spike, RPD	10/16/2012	Anion	Chloride	n/a	=	0.8	%	EPA 300.0	-88	-88	0	20	QAX,D
2012/13-1	Lab	method blank	10/16/2012	Anion	Chloride	n/a	<	0.1	mg/L	EPA 300.0	0.1	0.5			
2012/13-1	Lab	LCS	10/16/2012	Anion	Chloride	n/a	=	3.91	mg/L	EPA 300.0	0.1	0.5			
2012/13-1	Lab	LCS, rec	10/16/2012	Anion	Chloride	n/a	=	98	%	EPA 300.0	-88	-88	90	110	
2012/13-1	000NONPJ	matrix spike	10/16/2012	Anion	Fluoride	n/a	=	19.5	mg/L	EPA 300.0	0.2	1			QAX,D
2012/13-1	000NONPJ	matrix spike, rec	10/16/2012	Anion	Fluoride	n/a	=	96	%	EPA 300.0	-88	-88	79	109	QAX,D
2012/13-1	000NONPJ	matrix spike dup	10/16/2012	Anion	Fluoride	n/a	=	19.6	mg/L	EPA 300.0	0.2	1			QAX,D
2012/13-1	000NONPJ	matrix spike dup, rec	10/16/2012	Anion	Fluoride	n/a	=	96	%	EPA 300.0	-88	-88	79	109	QAX,D
2012/13-1	000NONPJ	matrix spike, RPD	10/16/2012	Anion	Fluoride	n/a	=	0.2	%	EPA 300.0	-88	-88	0	20	QAX,D
2012/13-1	000NONPJ	matrix spike	10/16/2012	Anion	Fluoride	n/a	=	19.2	mg/L	EPA 300.0	0.2	1			QAX,D
2012/13-1	000NONPJ	matrix spike, rec	10/16/2012	Anion	Fluoride	n/a	=	94	%	EPA 300.0	-88	-88	79	109	QAX,D
2012/13-1	000NONPJ	matrix spike dup	10/16/2012	Anion	Fluoride	n/a	=	19.3	mg/L	EPA 300.0	0.2	1			QAX,D
2012/13-1	000NONPJ	matrix spike dup, rec	10/16/2012	Anion	Fluoride	n/a	=	95	%	EPA 300.0	-88	-88	79	109	QAX,D
2012/13-1	000NONPJ	matrix spike, RPD	10/16/2012	Anion	Fluoride	n/a	=	0.4	%	EPA 300.0	-88	-88	0	20	QAX,D
2012/13-1	Lab	method blank	10/16/2012	Anion	Fluoride	n/a	<	0.02	mg/L	EPA 300.0	0.02	0.1			
2012/13-1	Lab	LCS	10/16/2012	Anion	Fluoride	n/a	=	2.05	mg/L	EPA 300.0	0.02	0.1			
2012/13-1	Lab	LCS, rec	10/16/2012	Anion	Fluoride	n/a	=	103	%	EPA 300.0	-88	-88	90	110	
2012/13-1	000NONPJ	matrix spike	10/17/2012	Anion	Perchlorate	n/a	=	14.1	µg/L	EPA 314.0	0.95	2			QAX
2012/13-1	000NONPJ	matrix spike dup	10/17/2012	Anion	Perchlorate	n/a	=	13.1	µg/L	EPA 314.0	0.95	2			QAX
2012/13-1	000NONPJ	matrix spike dup, rec	10/17/2012	Anion	Perchlorate	n/a	=	102	%	EPA 314.0	-88	-88	80	120	QAX
2012/13-1	000NONPJ	matrix spike, rec	10/17/2012	Anion	Perchlorate	n/a	=	112	%	EPA 314.0	-88	-88	80	120	QAX
2012/13-1	000NONPJ	matrix spike, RPD	10/17/2012	Anion	Perchlorate	n/a	=	7	%	EPA 314.0	-88	-88	0	15	QAX
2012/13-1	Lab	LCS	10/17/2012	Anion	Perchlorate	n/a	=	9.39	µg/L	EPA 314.0	0.95	2			
2012/13-1	Lab	LCS, rec	10/17/2012	Anion	Perchlorate	n/a	=	94	%	EPA 314.0	-88	-88	85	115	
2012/13-1	Lab	method blank	10/17/2012	Anion	Perchlorate	n/a	<	0.95	µg/L	EPA 314.0	0.95	2			
2012/13-1	000NONPJ	matrix spike	10/17/2012	Cation	Calcium	Total	=	206	mg/L	EPA 200.7	0.016	0.1			QAX
2012/13-1	000NONPJ	matrix spike, rec	10/17/2012	Cation	Calcium	Total	=	99	%	EPA 200.7	-88	-88	70	130	QAX
2012/13-1	000NONPJ	matrix spike dup	10/17/2012	Cation	Calcium	Total	=	204	mg/L	EPA 200.7	0.016	0.1			QAX
2012/13-1	000NONPJ	matrix spike dup, rec	10/17/2012	Cation	Calcium	Total	=	96	%	EPA 200.7	-88	-88	70	130	QAX
2012/13-1	000NONPJ	matrix spike, RPD	10/17/2012	Cation	Calcium	Total	=	0.7	%	EPA 200.7	-88	-88	0	30	QAX
2012/13-1	Lab	method blank	10/17/2012	Cation	Calcium	Total	<	0.016	mg/L	EPA 200.7	0.016	0.1			
2012/13-1	Lab	LCS	10/17/2012	Cation	Calcium	Total	=	48.7	mg/L	EPA 200.7	0.016	0.1			
2012/13-1	Lab	LCS, rec	10/17/2012	Cation	Calcium	Total	=	97	%	EPA 200.7	-88	-88	85	115	
2012/13-1	000NONPJ	matrix spike	10/17/2012	Cation	Magnesium	Total	=	138	mg/L	EPA 200.7	0.012	0.1			QAX
2012/13-1	000NONPJ	matrix spike, rec	10/17/2012	Cation	Magnesium	Total	=	103	%	EPA 200.7	-88	-88	70	130	QAX
2012/13-1	000NONPJ	matrix spike dup	10/17/2012	Cation	Magnesium	Total	=	139	mg/L	EPA 200.7	0.012	0.1			QAX
2012/13-1	000NONPJ	matrix spike dup, rec	10/17/2012	Cation	Magnesium	Total	=	105	%	EPA 200.7	-88	-88	70	130	QAX
2012/13-1	000NONPJ	matrix spike, RPD	10/17/2012	Cation	Magnesium	Total	=	0.6	%	EPA 200.7	-88	-88	0	30	QAX

Appendix F
Laboratory QA/QC Analysis Results

Event ID	Site ID	QAQC Sample Type	Analysis Date	Classification	Constituent	Fraction	Sign	Result	Units	Method	MDL	RL	QA Limit		DQOComp
													Min	Max	
2012/13-1	Lab	method blank	10/17/2012	Cation	Magnesium	Total	<	0.012	mg/L	EPA 200.7	0.012	0.1			
2012/13-1	Lab	LCS	10/17/2012	Cation	Magnesium	Total	=	50	mg/L	EPA 200.7	0.012	0.1			
2012/13-1	Lab	LCS, rec	10/17/2012	Cation	Magnesium	Total	=	100	%	EPA 200.7	-88	-88	85	115	
2012/13-1	000NONPJ	lab duplicate	10/22/2012	Conventional	Alkalinity as CaCO3	n/a	=	934	mg/L	SM 2320 B	0.56	2		15	QAX
2012/13-1	000NONPJ	lab duplicate, RPD	10/22/2012	Conventional	Alkalinity as CaCO3	n/a	=	2	%	SM 2320 B	0.56	2		15	QAX
2012/13-1	Lab	LCS	10/22/2012	Conventional	Alkalinity as CaCO3	n/a	=	242	mg/L	SM 2320 B	0.56	2			
2012/13-1	Lab	LCS, rec	10/22/2012	Conventional	Alkalinity as CaCO3	n/a	=	97	%	SM 2320 B	-88	-88	94	108	
2012/13-1	Lab	method blank	10/22/2012	Conventional	Alkalinity as CaCO3	n/a	<	0.56	mg/L	SM 2320 B	0.56	2			
2012/13-1	Lab	LCS	10/17/2012	Conventional	BOD	n/a	=	183	mg/L	SM 5210 B	0.1	2			
2012/13-1	Lab	LCS, rec	10/17/2012	Conventional	BOD	n/a	=	92	%	SM 5210 B	-88	-88	85	115	
2012/13-1	000NONPJ	lab duplicate	10/13/2012	Conventional	COD	n/a	=	4760	mg/L	EPA 410.4	7.3	50			QAX,D
2012/13-1	000NONPJ	lab duplicate, RPD	10/13/2012	Conventional	COD	n/a	=	3	%	EPA 410.4	7.3	50			QAX,D
2012/13-1	000NONPJ	matrix spike	10/13/2012	Conventional	COD	n/a	=	2340	mg/L	EPA 410.4	1.5	10			QAX,D
2012/13-1	000NONPJ	matrix spike	10/13/2012	Conventional	COD	n/a	=	234	mg/L	EPA 410.4	1.5	10			QAX,D
2012/13-1	000NONPJ	matrix spike dup	10/13/2012	Conventional	COD	n/a	=	237	mg/L	EPA 410.4	1.5	10			QAX,D
2012/13-1	000NONPJ	matrix spike dup	10/13/2012	Conventional	COD	n/a	=	2370	mg/L	EPA 410.4	1.5	10			QAX,D
2012/13-1	000NONPJ	matrix spike dup, rec	10/13/2012	Conventional	COD	n/a	=	99	%	EPA 410.4	-88	-88	90	110	QAX,D
2012/13-1	000NONPJ	matrix spike dup, rec	10/13/2012	Conventional	COD	n/a	=	101	%	EPA 410.4	-88	-88	90	110	QAX,D
2012/13-1	000NONPJ	matrix spike, rec	10/13/2012	Conventional	COD	n/a	=	99	%	EPA 410.4	-88	-88	90	110	QAX,D
2012/13-1	000NONPJ	matrix spike, rec	10/13/2012	Conventional	COD	n/a	=	97	%	EPA 410.4	-88	-88	90	110	QAX,D
2012/13-1	000NONPJ	matrix spike, RPD	10/13/2012	Conventional	COD	n/a	=	1	%	EPA 410.4	-88	-88	0	15	QAX,D
2012/13-1	000NONPJ	matrix spike, RPD	10/13/2012	Conventional	COD	n/a	=	1	%	EPA 410.4	-88	-88	0	15	QAX,D
2012/13-1	Lab	LCS	10/13/2012	Conventional	COD	n/a	=	106	mg/L	EPA 410.4	0.73	5			
2012/13-1	Lab	LCS, rec	10/13/2012	Conventional	COD	n/a	=	106	%	EPA 410.4	-88	-88	90	110	
2012/13-1	Lab	method blank	10/13/2012	Conventional	COD	n/a	<	0.73	mg/L	EPA 410.4	0.73	5			
2012/13-1	000NONPJ	matrix spike	10/25/2012	Conventional	Cyanide	Total	=	0.0843	mg/L	EPA 335.4	0.0027	0.004			QAX
2012/13-1	000NONPJ	matrix spike, rec	10/25/2012	Conventional	Cyanide	Total	=	93	%	EPA 335.4	-88	-88	90	110	QAX
2012/13-1	000NONPJ	matrix spike dup	10/25/2012	Conventional	Cyanide	Total	=	0.0834	mg/L	EPA 335.4	0.0027	0.004			QAX
2012/13-1	000NONPJ	matrix spike dup, rec	10/25/2012	Conventional	Cyanide	Total	=	92	%	EPA 335.4	-88	-88	90	110	QAX
2012/13-1	000NONPJ	matrix spike, RPD	10/25/2012	Conventional	Cyanide	Total	=	1	%	EPA 335.4	-88	-88	0	20	QAX
2012/13-1	000NONPJ	matrix spike	10/25/2012	Conventional	Cyanide	Total	=	0.0883	mg/L	EPA 335.4	0.0027	0.004			QAX
2012/13-1	000NONPJ	matrix spike, rec	10/25/2012	Conventional	Cyanide	Total	=	98	%	EPA 335.4	-88	-88	90	110	QAX
2012/13-1	000NONPJ	matrix spike dup	10/25/2012	Conventional	Cyanide	Total	=	0.0877	mg/L	EPA 335.4	0.0027	0.004			QAX
2012/13-1	000NONPJ	matrix spike dup, rec	10/25/2012	Conventional	Cyanide	Total	=	97	%	EPA 335.4	-88	-88	90	110	QAX
2012/13-1	000NONPJ	matrix spike, RPD	10/25/2012	Conventional	Cyanide	Total	=	0.7	%	EPA 335.4	-88	-88	0	20	QAX
2012/13-1	Lab	method blank	10/25/2012	Conventional	Cyanide	Total	<	0.0027	mg/L	EPA 335.4	0.0027	0.004			
2012/13-1	Lab	LCS	10/25/2012	Conventional	Cyanide	Total	=	0.0441	mg/L	EPA 335.4	0.0027	0.004			
2012/13-1	Lab	LCS, rec	10/25/2012	Conventional	Cyanide	Total	=	98	%	EPA 335.4	-88	-88	90	110	
2012/13-1	000NONPJ	matrix spike	10/17/2012	Conventional	Hardness as CaCO3	Total	=	1100	mg/L	EPA 200.7	0.089	0.66			QAX
2012/13-1	000NONPJ	matrix spike dup	10/17/2012	Conventional	Hardness as CaCO3	Total	=	1100	mg/L	EPA 200.7	0.089	0.66			QAX
2012/13-1	Lab	method blank	10/17/2012	Conventional	Hardness as CaCO3	Total	<	0.66	mg/L	EPA 200.7	0.089	0.66			
2012/13-1	Lab	LCS	10/17/2012	Conventional	Hardness as CaCO3	Total	=	330	mg/L	EPA 200.7	0.089	0.66			
2012/13-1	000NONPJ	matrix spike	10/13/2012	Conventional	MBAS	n/a	=	0.196	mg/L	SM 5540 C	0.019	0.05			QAX
2012/13-1	000NONPJ	matrix spike dup	10/13/2012	Conventional	MBAS	n/a	=	0.207	mg/L	SM 5540 C	0.019	0.05			QAX
2012/13-1	000NONPJ	matrix spike dup, rec	10/13/2012	Conventional	MBAS	n/a	=	104	%	SM 5540 C	-88	-88	77	118	QAX
2012/13-1	000NONPJ	matrix spike, rec	10/13/2012	Conventional	MBAS	n/a	=	98	%	SM 5540 C	-88	-88	77	118	QAX
2012/13-1	000NONPJ	matrix spike, RPD	10/13/2012	Conventional	MBAS	n/a	=	6	%	SM 5540 C	-88	-88	0	20	QAX

Appendix F
Laboratory QA/QC Analysis Results

Event ID	Site ID	QAQC Sample Type	Analysis Date	Classification	Constituent	Fraction	Sign	Result	Units	Method	MDL	RL	QA Limit		DQOComp
													Min	Max	
2012/13-1	Lab	LCS	10/13/2012	Conventional	MBAS	n/a	=	0.181	mg/L	SM 5540 C	0.019	0.05			
2012/13-1	Lab	LCS, rec	10/13/2012	Conventional	MBAS	n/a	=	91	%	SM 5540 C	-88	-88	79	113	
2012/13-1	Lab	method blank	10/13/2012	Conventional	MBAS	n/a	<	0.019	mg/L	SM 5540 C	0.019	0.05			
2012/13-1	000NONPJ	matrix spike	10/23/2012	Conventional	Phenolics	n/a	=	0.321	mg/L	EPA 420.4	0.0042	0.01			QAX
2012/13-1	000NONPJ	matrix spike, rec	10/23/2012	Conventional	Phenolics	n/a	=	103	%	EPA 420.4	-88	-88	90	110	QAX
2012/13-1	000NONPJ	matrix spike dup	10/23/2012	Conventional	Phenolics	n/a	=	0.315	mg/L	EPA 420.4	0.0042	0.01			QAX
2012/13-1	000NONPJ	matrix spike dup, rec	10/23/2012	Conventional	Phenolics	n/a	=	100	%	EPA 420.4	-88	-88	90	110	QAX
2012/13-1	000NONPJ	matrix spike, RPD	10/23/2012	Conventional	Phenolics	n/a	=	2	%	EPA 420.4	-88	-88	0	20	QAX
2012/13-1	Lab	LCS	10/23/2012	Conventional	Phenolics	n/a	=	0.102	mg/L	EPA 420.4	0.0042	0.01			
2012/13-1	Lab	LCS, rec	10/23/2012	Conventional	Phenolics	n/a	=	102	%	EPA 420.4	-88	-88	90	110	
2012/13-1	Lab	method blank	10/23/2012	Conventional	Phenolics	n/a	<	0.0042	mg/L	EPA 420.4	0.0042	0.01			
2012/13-1	000NONPJ	lab duplicate	10/17/2012	Conventional	Specific Conductance	n/a	=	1650	µmhos/cm	SM 2510 B	0.47	4		4.28	QAX,D
2012/13-1	000NONPJ	lab duplicate, RPD	10/17/2012	Conventional	Specific Conductance	n/a	=	0.6	%	SM 2510 B	0.47	4		4.28	QAX,D
2012/13-1	Lab	LCS	10/17/2012	Conventional	Specific Conductance	n/a	=	203	µmhos/cm	SM 2510 B	0.23	2			
2012/13-1	Lab	LCS, rec	10/17/2012	Conventional	Specific Conductance	n/a	=	102	%	SM 2510 B	-88	-88	95	105	
2012/13-1	Lab	method blank	10/17/2012	Conventional	Specific Conductance	n/a	DNQ	0.47	µmhos/cm	SM 2510 B	0.23	2			IP
2012/13-1	000NONPJ	lab duplicate	10/16/2012	Conventional	Total Dissolved Solids	n/a	=	589	mg/L	SM 2540 C	4	10		10	QAX
2012/13-1	000NONPJ	lab duplicate, RPD	10/16/2012	Conventional	Total Dissolved Solids	n/a	=	1	%	SM 2540 C	4	10		10	QAX
2012/13-1	Lab	LCS	10/16/2012	Conventional	Total Dissolved Solids	n/a	=	812	mg/L	SM 2540 C	4	10			
2012/13-1	Lab	LCS, rec	10/16/2012	Conventional	Total Dissolved Solids	n/a	=	99	%	SM 2540 C	-88	-88	91	104	
2012/13-1	Lab	method blank	10/16/2012	Conventional	Total Dissolved Solids	n/a	<	4	mg/L	SM 2540 C	4	10			
2012/13-1	000NONPJ	matrix spike	10/22/2012	Conventional	Total Organic Carbon	n/a	=	5.83	mg/L	SM 5310 C	0.009	0.3			QAX
2012/13-1	000NONPJ	matrix spike dup	10/22/2012	Conventional	Total Organic Carbon	n/a	=	5.53	mg/L	SM 5310 C	0.009	0.3			QAX
2012/13-1	000NONPJ	matrix spike dup, rec	10/22/2012	Conventional	Total Organic Carbon	n/a	=	105	%	SM 5310 C	-88	-88	77	114	QAX
2012/13-1	000NONPJ	matrix spike, rec	10/22/2012	Conventional	Total Organic Carbon	n/a	=	111	%	SM 5310 C	-88	-88	77	114	QAX
2012/13-1	000NONPJ	matrix spike, RPD	10/22/2012	Conventional	Total Organic Carbon	n/a	=	5	%	SM 5310 C	-88	-88	0	6	QAX
2012/13-1	Lab	LCS	10/22/2012	Conventional	Total Organic Carbon	n/a	=	5.2	mg/L	SM 5310 C	0.009	0.3			
2012/13-1	Lab	LCS, rec	10/22/2012	Conventional	Total Organic Carbon	n/a	=	104	%	SM 5310 C	-88	-88	90	110	
2012/13-1	Lab	method blank	10/22/2012	Conventional	Total Organic Carbon	n/a	DNQ	0.0114	mg/L	SM 5310 C	0.009	0.3			IP
2012/13-1	000NONPJ	lab duplicate	10/13/2012	Conventional	Total Suspended Solids	n/a	=	680	mg/L	SM 2540 D	5	5			QAX
2012/13-1	000NONPJ	lab duplicate, RPD	10/13/2012	Conventional	Total Suspended Solids	n/a	=	5	%	SM 2540 D	5	5			QAX
2012/13-1	Lab	method blank	10/13/2012	Conventional	Total Suspended Solids	n/a	<	5	mg/L	SM 2540 D	5	5			
2012/13-1	000NONPJ	lab duplicate	10/12/2012	Conventional	Turbidity	n/a	=	0.59	NTU	EPA 180.1	0.024	0.1		10	QAX
2012/13-1	000NONPJ	lab duplicate, RPD	10/12/2012	Conventional	Turbidity	n/a	=	0	%	EPA 180.1	0.024	0.1		10	QAX
2012/13-1	Lab	LCS	10/12/2012	Conventional	Turbidity	n/a	=	22.4	NTU	EPA 180.1	0.024	0.1			
2012/13-1	Lab	LCS, rec	10/12/2012	Conventional	Turbidity	n/a	=	100	%	EPA 180.1	-88	-88	90	110	
2012/13-1	Lab	method blank	10/12/2012	Conventional	Turbidity	n/a	<	0.024	NTU	EPA 180.1	0.024	0.1			
2012/13-1	000NONPJ	lab duplicate	10/13/2012	Conventional	Volatile Suspended Solids	n/a	=	440	mg/L	EPA 160.4	3.1	5		15	QAX
2012/13-1	000NONPJ	lab duplicate, RPD	10/13/2012	Conventional	Volatile Suspended Solids	n/a	=	5	%	EPA 160.4	3.1	5		15	QAX
2012/13-1	Lab	method blank	10/13/2012	Conventional	Volatile Suspended Solids	n/a	<	3.1	mg/L	EPA 160.4	3.1	5			
2012/13-1	Lab	LCS	10/18/2012	Hydrocarbon	Oil and Grease	n/a	DNQ	4.8	mg/L	EPA 1664A	1.3	5			
2012/13-1	Lab	LCS	10/18/2012	Hydrocarbon	Oil and Grease	n/a	=	16.1	mg/L	EPA 1664A	1.3	5			
2012/13-1	Lab	LCS dup	10/18/2012	Hydrocarbon	Oil and Grease	n/a	=	17.3	mg/L	EPA 1664A	1.3	5			
2012/13-1	Lab	LCS dup, rec	10/18/2012	Hydrocarbon	Oil and Grease	n/a	=	86	%	EPA 1664A	-88	-88	78	114	
2012/13-1	Lab	LCS, rec	10/18/2012	Hydrocarbon	Oil and Grease	n/a	=	80	%	EPA 1664A	-88	-88	78	114	
2012/13-1	Lab	LCS, rec	10/18/2012	Hydrocarbon	Oil and Grease	n/a	=	96	%	EPA 1664A	-88	-88	78	114	
2012/13-1	Lab	LCS, RPD	10/18/2012	Hydrocarbon	Oil and Grease	n/a	=	7	%	EPA 1664A	-88	-88	0	18	

Appendix F
Laboratory QA/QC Analysis Results

Event ID	Site ID	QAQC Sample Type	Analysis Date	Classification	Constituent	Fraction	Sign	Result	Units	Method	MDL	RL	QA Limit		DQOComp
													Min	Max	
2012/13-1	Lab	method blank	10/18/2012	Hydrocarbon	Oil and Grease	n/a	<	1.3	mg/L	EPA 1664A	1.3	5			
2012/13-1	MO-OJA	matrix spike	10/18/2012	Hydrocarbon	Oil and Grease	n/a	=	16.6	mg/L	EPA 1664A	1.3	5			
2012/13-1	MO-OJA	matrix spike, rec	10/18/2012	Hydrocarbon	Oil and Grease	n/a	=	83	%	EPA 1664A	-88	-88	78	114	
2012/13-1	Lab	method blank	10/18/2012	Hydrocarbon	TPH	n/a	<	1.9	mg/L	EPA 1664A	1.9	5			
2012/13-1	000NONPJ	matrix spike	10/23/2012	Metal	Aluminum	Dissolved	=	55.2	µg/L	EPA 200.8	0.61	5			QAX
2012/13-1	000NONPJ	matrix spike, rec	10/23/2012	Metal	Aluminum	Dissolved	=	108	%	EPA 200.8	-88	-88	70	130	QAX
2012/13-1	000NONPJ	matrix spike dup	10/23/2012	Metal	Aluminum	Dissolved	=	55	µg/L	EPA 200.8	0.61	5			QAX
2012/13-1	000NONPJ	matrix spike dup, rec	10/23/2012	Metal	Aluminum	Dissolved	=	107	%	EPA 200.8	-88	-88	70	130	QAX
2012/13-1	000NONPJ	matrix spike, RPD	10/23/2012	Metal	Aluminum	Dissolved	=	0.3	%	EPA 200.8	-88	-88	0	30	QAX
2012/13-1	Lab	method blank	10/23/2012	Metal	Aluminum	Dissolved	DNQ	1.22	µg/L	EPA 200.8	0.61	5			IP
2012/13-1	Lab	LCS	10/23/2012	Metal	Aluminum	Dissolved	=	54.5	µg/L	EPA 200.8	0.61	5			
2012/13-1	Lab	LCS, rec	10/23/2012	Metal	Aluminum	Dissolved	=	109	%	EPA 200.8	-88	-88	85	115	
2012/13-1	000NONPJ	matrix spike	10/23/2012	Metal	Aluminum	Total	=	55.2	µg/L	EPA 200.8	0.61	5			QAX
2012/13-1	000NONPJ	matrix spike, rec	10/23/2012	Metal	Aluminum	Total	=	107	%	EPA 200.8	-88	-88	70	130	QAX
2012/13-1	000NONPJ	matrix spike dup	10/23/2012	Metal	Aluminum	Total	=	55	µg/L	EPA 200.8	0.61	5			QAX
2012/13-1	000NONPJ	matrix spike dup, rec	10/23/2012	Metal	Aluminum	Total	=	107	%	EPA 200.8	-88	-88	70	130	QAX
2012/13-1	000NONPJ	matrix spike, RPD	10/23/2012	Metal	Aluminum	Total	=	0.3	%	EPA 200.8	-88	-88	0	30	QAX
2012/13-1	Lab	method blank	10/23/2012	Metal	Aluminum	Total	DNQ	1.22	µg/L	EPA 200.8	0.61	5			IP
2012/13-1	Lab	LCS	10/23/2012	Metal	Aluminum	Total	=	54.5	µg/L	EPA 200.8	0.61	5			
2012/13-1	Lab	LCS, rec	10/23/2012	Metal	Aluminum	Total	=	109	%	EPA 200.8	-88	-88	85	115	
2012/13-1	000NONPJ	matrix spike	10/23/2012	Metal	Antimony	Dissolved	=	52.5	µg/L	EPA 200.8	0.04	0.5			QAX
2012/13-1	000NONPJ	matrix spike, rec	10/23/2012	Metal	Antimony	Dissolved	=	105	%	EPA 200.8	-88	-88	70	130	QAX
2012/13-1	000NONPJ	matrix spike dup	10/23/2012	Metal	Antimony	Dissolved	=	52.6	µg/L	EPA 200.8	0.04	0.5			QAX
2012/13-1	000NONPJ	matrix spike dup, rec	10/23/2012	Metal	Antimony	Dissolved	=	105	%	EPA 200.8	-88	-88	70	130	QAX
2012/13-1	000NONPJ	matrix spike, RPD	10/23/2012	Metal	Antimony	Dissolved	=	0.2	%	EPA 200.8	-88	-88	0	30	QAX
2012/13-1	Lab	method blank	10/23/2012	Metal	Antimony	Dissolved	<	0.04	µg/L	EPA 200.8	0.04	0.5			
2012/13-1	Lab	LCS	10/23/2012	Metal	Antimony	Dissolved	=	52.2	µg/L	EPA 200.8	0.04	0.5			
2012/13-1	Lab	LCS, rec	10/23/2012	Metal	Antimony	Dissolved	=	104	%	EPA 200.8	-88	-88	85	115	
2012/13-1	000NONPJ	matrix spike	10/23/2012	Metal	Antimony	Total	=	52.5	µg/L	EPA 200.8	0.04	0.5			QAX
2012/13-1	000NONPJ	matrix spike, rec	10/23/2012	Metal	Antimony	Total	=	105	%	EPA 200.8	-88	-88	70	130	QAX
2012/13-1	000NONPJ	matrix spike dup	10/23/2012	Metal	Antimony	Total	=	52.6	µg/L	EPA 200.8	0.04	0.5			QAX
2012/13-1	000NONPJ	matrix spike dup, rec	10/23/2012	Metal	Antimony	Total	=	105	%	EPA 200.8	-88	-88	70	130	QAX
2012/13-1	000NONPJ	matrix spike, RPD	10/23/2012	Metal	Antimony	Total	=	0.2	%	EPA 200.8	-88	-88	0	30	QAX
2012/13-1	Lab	method blank	10/23/2012	Metal	Antimony	Total	<	0.04	µg/L	EPA 200.8	0.04	0.5			
2012/13-1	Lab	LCS	10/23/2012	Metal	Antimony	Total	=	52.2	µg/L	EPA 200.8	0.04	0.5			
2012/13-1	Lab	LCS, rec	10/23/2012	Metal	Antimony	Total	=	104	%	EPA 200.8	-88	-88	85	115	
2012/13-1	000NONPJ	matrix spike	10/23/2012	Metal	Arsenic	Dissolved	=	54.8	µg/L	EPA 200.8	0.036	0.4			QAX
2012/13-1	000NONPJ	matrix spike, rec	10/23/2012	Metal	Arsenic	Dissolved	=	109	%	EPA 200.8	-88	-88	70	130	QAX
2012/13-1	000NONPJ	matrix spike dup	10/23/2012	Metal	Arsenic	Dissolved	=	55.3	µg/L	EPA 200.8	0.036	0.4			QAX
2012/13-1	000NONPJ	matrix spike dup, rec	10/23/2012	Metal	Arsenic	Dissolved	=	110	%	EPA 200.8	-88	-88	70	130	QAX
2012/13-1	000NONPJ	matrix spike, RPD	10/23/2012	Metal	Arsenic	Dissolved	=	1	%	EPA 200.8	-88	-88	0	30	QAX
2012/13-1	Lab	method blank	10/23/2012	Metal	Arsenic	Dissolved	<	0.036	µg/L	EPA 200.8	0.036	0.4			
2012/13-1	Lab	LCS	10/23/2012	Metal	Arsenic	Dissolved	=	56	µg/L	EPA 200.8	0.036	0.4			
2012/13-1	Lab	LCS, rec	10/23/2012	Metal	Arsenic	Dissolved	=	112	%	EPA 200.8	-88	-88	85	115	
2012/13-1	000NONPJ	matrix spike	10/23/2012	Metal	Arsenic	Total	=	54.8	µg/L	EPA 200.8	0.036	0.4			QAX
2012/13-1	000NONPJ	matrix spike, rec	10/23/2012	Metal	Arsenic	Total	=	109	%	EPA 200.8	-88	-88	70	130	QAX
2012/13-1	000NONPJ	matrix spike dup	10/23/2012	Metal	Arsenic	Total	=	55.3	µg/L	EPA 200.8	0.036	0.4			QAX

Appendix F
Laboratory QA/QC Analysis Results

Event ID	Site ID	QAQC Sample Type	Analysis Date	Classification	Constituent	Fraction	Sign	Result	Units	Method	MDL	RL	QA Limit		DQOComp
													Min	Max	
2012/13-1	000NONPJ	matrix spike dup, rec	10/23/2012	Metal	Arsenic	Total	=	110	%	EPA 200.8	-88	-88	70	130	QAX
2012/13-1	000NONPJ	matrix spike, RPD	10/23/2012	Metal	Arsenic	Total	=	1	%	EPA 200.8	-88	-88	0	30	QAX
2012/13-1	Lab	method blank	10/23/2012	Metal	Arsenic	Total	<	0.036	µg/L	EPA 200.8	0.036	0.4			
2012/13-1	Lab	LCS	10/23/2012	Metal	Arsenic	Total	=	56	µg/L	EPA 200.8	0.036	0.4			
2012/13-1	Lab	LCS, rec	10/23/2012	Metal	Arsenic	Total	=	112	%	EPA 200.8	-88	-88	85	115	
2012/13-1	000NONPJ	matrix spike	10/23/2012	Metal	Beryllium	Dissolved	=	55.2	µg/L	EPA 200.8	0.088	0.1			QAX
2012/13-1	000NONPJ	matrix spike, rec	10/23/2012	Metal	Beryllium	Dissolved	=	110	%	EPA 200.8	-88	-88	70	130	QAX
2012/13-1	000NONPJ	matrix spike dup	10/23/2012	Metal	Beryllium	Dissolved	=	54.6	µg/L	EPA 200.8	0.088	0.1			QAX
2012/13-1	000NONPJ	matrix spike dup, rec	10/23/2012	Metal	Beryllium	Dissolved	=	109	%	EPA 200.8	-88	-88	70	130	QAX
2012/13-1	000NONPJ	matrix spike, RPD	10/23/2012	Metal	Beryllium	Dissolved	=	1	%	EPA 200.8	-88	-88	0	30	QAX
2012/13-1	Lab	method blank	10/23/2012	Metal	Beryllium	Dissolved	<	0.088	µg/L	EPA 200.8	0.088	0.1			
2012/13-1	Lab	LCS	10/23/2012	Metal	Beryllium	Dissolved	=	53.7	µg/L	EPA 200.8	0.088	0.1			
2012/13-1	Lab	LCS, rec	10/23/2012	Metal	Beryllium	Dissolved	=	107	%	EPA 200.8	-88	-88	85	115	
2012/13-1	000NONPJ	matrix spike	10/23/2012	Metal	Beryllium	Total	=	55.2	µg/L	EPA 200.8	0.088	0.1			QAX
2012/13-1	000NONPJ	matrix spike, rec	10/23/2012	Metal	Beryllium	Total	=	110	%	EPA 200.8	-88	-88	70	130	QAX
2012/13-1	000NONPJ	matrix spike dup	10/23/2012	Metal	Beryllium	Total	=	54.6	µg/L	EPA 200.8	0.088	0.1			QAX
2012/13-1	000NONPJ	matrix spike dup, rec	10/23/2012	Metal	Beryllium	Total	=	109	%	EPA 200.8	-88	-88	70	130	QAX
2012/13-1	000NONPJ	matrix spike, RPD	10/23/2012	Metal	Beryllium	Total	=	1	%	EPA 200.8	-88	-88	0	30	QAX
2012/13-1	Lab	method blank	10/23/2012	Metal	Beryllium	Total	<	0.088	µg/L	EPA 200.8	0.088	0.1			
2012/13-1	Lab	LCS	10/23/2012	Metal	Beryllium	Total	=	53.7	µg/L	EPA 200.8	0.088	0.1			
2012/13-1	Lab	LCS, rec	10/23/2012	Metal	Beryllium	Total	=	107	%	EPA 200.8	-88	-88	85	115	
2012/13-1	000NONPJ	matrix spike	10/23/2012	Metal	Cadmium	Dissolved	=	52.1	µg/L	EPA 200.8	0.02	0.1			QAX
2012/13-1	000NONPJ	matrix spike, rec	10/23/2012	Metal	Cadmium	Dissolved	=	104	%	EPA 200.8	-88	-88	70	130	QAX
2012/13-1	000NONPJ	matrix spike dup	10/23/2012	Metal	Cadmium	Dissolved	=	52.3	µg/L	EPA 200.8	0.02	0.1			QAX
2012/13-1	000NONPJ	matrix spike dup, rec	10/23/2012	Metal	Cadmium	Dissolved	=	105	%	EPA 200.8	-88	-88	70	130	QAX
2012/13-1	000NONPJ	matrix spike, RPD	10/23/2012	Metal	Cadmium	Dissolved	=	0.5	%	EPA 200.8	-88	-88	0	30	QAX
2012/13-1	Lab	method blank	10/23/2012	Metal	Cadmium	Dissolved	<	0.02	µg/L	EPA 200.8	0.02	0.1			
2012/13-1	Lab	LCS	10/23/2012	Metal	Cadmium	Dissolved	=	53.5	µg/L	EPA 200.8	0.02	0.1			
2012/13-1	Lab	LCS, rec	10/23/2012	Metal	Cadmium	Dissolved	=	107	%	EPA 200.8	-88	-88	85	115	
2012/13-1	000NONPJ	matrix spike	10/23/2012	Metal	Cadmium	Total	=	52.1	µg/L	EPA 200.8	0.02	0.1			QAX
2012/13-1	000NONPJ	matrix spike, rec	10/23/2012	Metal	Cadmium	Total	=	104	%	EPA 200.8	-88	-88	70	130	QAX
2012/13-1	000NONPJ	matrix spike dup	10/23/2012	Metal	Cadmium	Total	=	52.3	µg/L	EPA 200.8	0.02	0.1			QAX
2012/13-1	000NONPJ	matrix spike dup, rec	10/23/2012	Metal	Cadmium	Total	=	105	%	EPA 200.8	-88	-88	70	130	QAX
2012/13-1	000NONPJ	matrix spike, RPD	10/23/2012	Metal	Cadmium	Total	=	0.5	%	EPA 200.8	-88	-88	0	30	QAX
2012/13-1	Lab	method blank	10/23/2012	Metal	Cadmium	Total	<	0.02	µg/L	EPA 200.8	0.02	0.1			
2012/13-1	Lab	LCS	10/23/2012	Metal	Cadmium	Total	=	53.5	µg/L	EPA 200.8	0.02	0.1			
2012/13-1	Lab	LCS, rec	10/23/2012	Metal	Cadmium	Total	=	107	%	EPA 200.8	-88	-88	85	115	
2012/13-1	000NONPJ	matrix spike	10/23/2012	Metal	Chromium	Dissolved	=	52.8	µg/L	EPA 200.8	0.074	0.2			QAX
2012/13-1	000NONPJ	matrix spike, rec	10/23/2012	Metal	Chromium	Dissolved	=	106	%	EPA 200.8	-88	-88	70	130	QAX
2012/13-1	000NONPJ	matrix spike dup	10/23/2012	Metal	Chromium	Dissolved	=	52.9	µg/L	EPA 200.8	0.074	0.2			QAX
2012/13-1	000NONPJ	matrix spike dup, rec	10/23/2012	Metal	Chromium	Dissolved	=	106	%	EPA 200.8	-88	-88	70	130	QAX
2012/13-1	000NONPJ	matrix spike, RPD	10/23/2012	Metal	Chromium	Dissolved	=	0.2	%	EPA 200.8	-88	-88	0	30	QAX
2012/13-1	Lab	method blank	10/23/2012	Metal	Chromium	Dissolved	<	0.074	µg/L	EPA 200.8	0.074	0.2			
2012/13-1	Lab	LCS	10/23/2012	Metal	Chromium	Dissolved	=	53.7	µg/L	EPA 200.8	0.074	0.2			
2012/13-1	Lab	LCS, rec	10/23/2012	Metal	Chromium	Dissolved	=	107	%	EPA 200.8	-88	-88	85	115	
2012/13-1	000NONPJ	matrix spike	10/23/2012	Metal	Chromium	Total	=	52.8	µg/L	EPA 200.8	0.074	0.2			QAX
2012/13-1	000NONPJ	matrix spike, rec	10/23/2012	Metal	Chromium	Total	=	106	%	EPA 200.8	-88	-88	70	130	QAX

Appendix F
Laboratory QA/QC Analysis Results

Event ID	Site ID	QAQC Sample Type	Analysis Date	Classification	Constituent	Fraction	Sign	Result	Units	Method	MDL	RL	QA Limit		DQOComp
													Min	Max	
2012/13-1	000NONPJ	matrix spike dup	10/23/2012	Metal	Chromium	Total	=	52.9	µg/L	EPA 200.8	0.074	0.2			QAX
2012/13-1	000NONPJ	matrix spike dup, rec	10/23/2012	Metal	Chromium	Total	=	106	%	EPA 200.8	-88	-88	70	130	QAX
2012/13-1	000NONPJ	matrix spike, RPD	10/23/2012	Metal	Chromium	Total	=	0.2	%	EPA 200.8	-88	-88	0	30	QAX
2012/13-1	Lab	method blank	10/23/2012	Metal	Chromium	Total	<	0.074	µg/L	EPA 200.8	0.074	0.2			
2012/13-1	Lab	LCS	10/23/2012	Metal	Chromium	Total	=	53.7	µg/L	EPA 200.8	0.074	0.2			
2012/13-1	Lab	LCS, rec	10/23/2012	Metal	Chromium	Total	=	107	%	EPA 200.8	-88	-88	85	115	
2012/13-1	000NONPJ	matrix spike	10/16/2012	Metal	Chromium VI	n/a	=	9.48	µg/L	EPA 218.6	0.0059	0.3			QAX
2012/13-1	000NONPJ	matrix spike	10/16/2012	Metal	Chromium VI	n/a	=	7.66	µg/L	EPA 218.6	0.0059	0.3			QAX
2012/13-1	000NONPJ	matrix spike dup	10/16/2012	Metal	Chromium VI	n/a	=	7.6	µg/L	EPA 218.6	0.0059	0.3			QAX
2012/13-1	000NONPJ	matrix spike dup	10/16/2012	Metal	Chromium VI	n/a	=	9.76	µg/L	EPA 218.6	0.0059	0.3			QAX
2012/13-1	000NONPJ	matrix spike dup, rec	10/16/2012	Metal	Chromium VI	n/a	=	99	%	EPA 218.6	-88	-88	88	112	QAX
2012/13-1	000NONPJ	matrix spike dup, rec	10/16/2012	Metal	Chromium VI	n/a	=	104	%	EPA 218.6	-88	-88	88	112	QAX
2012/13-1	000NONPJ	matrix spike, rec	10/16/2012	Metal	Chromium VI	n/a	=	100	%	EPA 218.6	-88	-88	88	112	QAX
2012/13-1	000NONPJ	matrix spike, rec	10/16/2012	Metal	Chromium VI	n/a	=	98	%	EPA 218.6	-88	-88	88	112	QAX
2012/13-1	000NONPJ	matrix spike, RPD	10/16/2012	Metal	Chromium VI	n/a	=	3	%	EPA 218.6	-88	-88	0	10	QAX
2012/13-1	000NONPJ	matrix spike, RPD	10/16/2012	Metal	Chromium VI	n/a	=	0.8	%	EPA 218.6	-88	-88	0	10	QAX
2012/13-1	Lab	LCS	10/16/2012	Metal	Chromium VI	n/a	=	4.99	µg/L	EPA 218.6	0.0059	0.3			
2012/13-1	Lab	LCS, rec	10/16/2012	Metal	Chromium VI	n/a	=	100	%	EPA 218.6	-88	-88	90	110	
2012/13-1	Lab	method blank	10/16/2012	Metal	Chromium VI	n/a	<	0.0059	µg/L	EPA 218.6	0.0059	0.3			
2012/13-1	000NONPJ	matrix spike	10/23/2012	Metal	Copper	Dissolved	=	53.6	µg/L	EPA 200.8	0.27	0.5			QAX
2012/13-1	000NONPJ	matrix spike, rec	10/23/2012	Metal	Copper	Dissolved	=	107	%	EPA 200.8	-88	-88	70	130	QAX
2012/13-1	000NONPJ	matrix spike dup	10/23/2012	Metal	Copper	Dissolved	=	53.7	µg/L	EPA 200.8	0.27	0.5			QAX
2012/13-1	000NONPJ	matrix spike dup, rec	10/23/2012	Metal	Copper	Dissolved	=	107	%	EPA 200.8	-88	-88	70	130	QAX
2012/13-1	000NONPJ	matrix spike, RPD	10/23/2012	Metal	Copper	Dissolved	=	0.3	%	EPA 200.8	-88	-88	0	30	QAX
2012/13-1	Lab	method blank	10/23/2012	Metal	Copper	Dissolved	<	0.27	µg/L	EPA 200.8	0.27	0.5			
2012/13-1	Lab	LCS	10/23/2012	Metal	Copper	Dissolved	=	54.9	µg/L	EPA 200.8	0.27	0.5			
2012/13-1	Lab	LCS, rec	10/23/2012	Metal	Copper	Dissolved	=	110	%	EPA 200.8	-88	-88	85	115	
2012/13-1	000NONPJ	matrix spike	10/23/2012	Metal	Copper	Total	=	53.6	µg/L	EPA 200.8	0.27	0.5			QAX
2012/13-1	000NONPJ	matrix spike, rec	10/23/2012	Metal	Copper	Total	=	107	%	EPA 200.8	-88	-88	70	130	QAX
2012/13-1	000NONPJ	matrix spike dup	10/23/2012	Metal	Copper	Total	=	53.7	µg/L	EPA 200.8	0.27	0.5			QAX
2012/13-1	000NONPJ	matrix spike dup, rec	10/23/2012	Metal	Copper	Total	=	107	%	EPA 200.8	-88	-88	70	130	QAX
2012/13-1	000NONPJ	matrix spike, RPD	10/23/2012	Metal	Copper	Total	=	0.3	%	EPA 200.8	-88	-88	0	30	QAX
2012/13-1	Lab	method blank	10/23/2012	Metal	Copper	Total	<	0.27	µg/L	EPA 200.8	0.27	0.5			
2012/13-1	Lab	LCS	10/23/2012	Metal	Copper	Total	=	54.9	µg/L	EPA 200.8	0.27	0.5			
2012/13-1	Lab	LCS, rec	10/23/2012	Metal	Copper	Total	=	110	%	EPA 200.8	-88	-88	85	115	
2012/13-1	Lab	method blank	10/17/2012	Metal	Iron	Dissolved	<	1.1	µg/L	EPA 200.7	1.1	10			
2012/13-1	Lab	LCS	10/17/2012	Metal	Iron	Dissolved	=	199	µg/L	EPA 200.7	1.1	10			
2012/13-1	Lab	LCS, rec	10/17/2012	Metal	Iron	Dissolved	=	100	%	EPA 200.7	-88	-88	85	115	
2012/13-1	000NONPJ	matrix spike	10/17/2012	Metal	Iron	Total	=	1990	µg/L	EPA 200.7	1.1	10			QAX
2012/13-1	000NONPJ	matrix spike, rec	10/17/2012	Metal	Iron	Total	=	108	%	EPA 200.7	-88	-88	70	130	QAX
2012/13-1	000NONPJ	matrix spike dup	10/17/2012	Metal	Iron	Total	=	2030	µg/L	EPA 200.7	1.1	10			QAX
2012/13-1	000NONPJ	matrix spike dup, rec	10/17/2012	Metal	Iron	Total	=	127	%	EPA 200.7	-88	-88	70	130	QAX
2012/13-1	000NONPJ	matrix spike, RPD	10/17/2012	Metal	Iron	Total	=	2	%	EPA 200.7	-88	-88	0	30	QAX
2012/13-1	Lab	method blank	10/17/2012	Metal	Iron	Total	<	1.1	µg/L	EPA 200.7	1.1	10			
2012/13-1	Lab	LCS	10/17/2012	Metal	Iron	Total	=	199	µg/L	EPA 200.7	1.1	10			
2012/13-1	Lab	LCS, rec	10/17/2012	Metal	Iron	Total	=	100	%	EPA 200.7	-88	-88	85	115	
2012/13-1	000NONPJ	matrix spike	10/23/2012	Metal	Lead	Dissolved	=	52.2	µg/L	EPA 200.8	0.011	0.2			QAX

Appendix F
Laboratory QA/QC Analysis Results

Event ID	Site ID	QAQC Sample Type	Analysis Date	Classification	Constituent	Fraction	Sign	Result	Units	Method	MDL	RL	QA Limit		DQOComp
													Min	Max	
2012/13-1	000NONPJ	matrix spike, rec	10/23/2012	Metal	Lead	Dissolved	=	104	%	EPA 200.8	-88	-88	70	130	QAX
2012/13-1	000NONPJ	matrix spike dup	10/23/2012	Metal	Lead	Dissolved	=	52.1	µg/L	EPA 200.8	0.011	0.2			QAX
2012/13-1	000NONPJ	matrix spike dup, rec	10/23/2012	Metal	Lead	Dissolved	=	104	%	EPA 200.8	-88	-88	70	130	QAX
2012/13-1	000NONPJ	matrix spike, RPD	10/23/2012	Metal	Lead	Dissolved	=	0.2	%	EPA 200.8	-88	-88	0	30	QAX
2012/13-1	Lab	method blank	10/23/2012	Metal	Lead	Dissolved	<	0.011	µg/L	EPA 200.8	0.011	0.2			
2012/13-1	Lab	LCS	10/23/2012	Metal	Lead	Dissolved	=	52.4	µg/L	EPA 200.8	0.011	0.2			
2012/13-1	Lab	LCS, rec	10/23/2012	Metal	Lead	Dissolved	=	105	%	EPA 200.8	-88	-88	85	115	
2012/13-1	000NONPJ	matrix spike	10/23/2012	Metal	Lead	Total	=	52.2	µg/L	EPA 200.8	0.011	0.2			QAX
2012/13-1	000NONPJ	matrix spike, rec	10/23/2012	Metal	Lead	Total	=	104	%	EPA 200.8	-88	-88	70	130	QAX
2012/13-1	000NONPJ	matrix spike dup	10/23/2012	Metal	Lead	Total	=	52.1	µg/L	EPA 200.8	0.011	0.2			QAX
2012/13-1	000NONPJ	matrix spike dup, rec	10/23/2012	Metal	Lead	Total	=	104	%	EPA 200.8	-88	-88	70	130	QAX
2012/13-1	000NONPJ	matrix spike, RPD	10/23/2012	Metal	Lead	Total	=	0.2	%	EPA 200.8	-88	-88	0	30	QAX
2012/13-1	Lab	method blank	10/23/2012	Metal	Lead	Total	<	0.011	µg/L	EPA 200.8	0.011	0.2			
2012/13-1	Lab	LCS	10/23/2012	Metal	Lead	Total	=	52.4	µg/L	EPA 200.8	0.011	0.2			
2012/13-1	Lab	LCS, rec	10/23/2012	Metal	Lead	Total	=	105	%	EPA 200.8	-88	-88	85	115	
2012/13-1	000NONPJ	matrix spike	10/23/2012	Metal	Mercury	Dissolved	=	959	ng/L	EPA 245.1	3.9	50			QAX
2012/13-1	000NONPJ	matrix spike	10/23/2012	Metal	Mercury	Dissolved	=	974	ng/L	EPA 245.1	3.9	50			QAX
2012/13-1	000NONPJ	matrix spike dup	10/23/2012	Metal	Mercury	Dissolved	=	983	ng/L	EPA 245.1	3.9	50			QAX
2012/13-1	000NONPJ	matrix spike dup	10/23/2012	Metal	Mercury	Dissolved	=	952	ng/L	EPA 245.1	3.9	50			QAX
2012/13-1	000NONPJ	matrix spike dup, rec	10/23/2012	Metal	Mercury	Dissolved	=	98	%	EPA 245.1	-88	-88	70	130	QAX
2012/13-1	000NONPJ	matrix spike dup, rec	10/23/2012	Metal	Mercury	Dissolved	=	95	%	EPA 245.1	-88	-88	70	130	QAX
2012/13-1	000NONPJ	matrix spike, rec	10/23/2012	Metal	Mercury	Dissolved	=	97	%	EPA 245.1	-88	-88	70	130	QAX
2012/13-1	000NONPJ	matrix spike, rec	10/23/2012	Metal	Mercury	Dissolved	=	96	%	EPA 245.1	-88	-88	70	130	QAX
2012/13-1	000NONPJ	matrix spike, RPD	10/23/2012	Metal	Mercury	Dissolved	=	0.7	%	EPA 245.1	-88	-88	0	20	QAX
2012/13-1	000NONPJ	matrix spike, RPD	10/23/2012	Metal	Mercury	Dissolved	=	0.9	%	EPA 245.1	-88	-88	0	20	QAX
2012/13-1	Lab	LCS	10/23/2012	Metal	Mercury	Dissolved	=	943	ng/L	EPA 245.1	3.9	50			
2012/13-1	Lab	LCS, rec	10/23/2012	Metal	Mercury	Dissolved	=	94	%	EPA 245.1	-88	-88	85	115	
2012/13-1	Lab	method blank	10/23/2012	Metal	Mercury	Dissolved	DNQ	20	ng/L	EPA 245.1	3.9	50			IP
2012/13-1	000NONPJ	matrix spike	10/23/2012	Metal	Mercury	Total	=	974	ng/L	EPA 245.1	3.9	50			QAX
2012/13-1	000NONPJ	matrix spike	10/23/2012	Metal	Mercury	Total	=	959	ng/L	EPA 245.1	3.9	50			QAX
2012/13-1	000NONPJ	matrix spike dup	10/23/2012	Metal	Mercury	Total	=	952	ng/L	EPA 245.1	3.9	50			QAX
2012/13-1	000NONPJ	matrix spike dup	10/23/2012	Metal	Mercury	Total	=	983	ng/L	EPA 245.1	3.9	50			QAX
2012/13-1	000NONPJ	matrix spike dup, rec	10/23/2012	Metal	Mercury	Total	=	96	%	EPA 245.1	-88	-88	70	130	QAX
2012/13-1	000NONPJ	matrix spike dup, rec	10/23/2012	Metal	Mercury	Total	=	93	%	EPA 245.1	-88	-88	70	130	QAX
2012/13-1	000NONPJ	matrix spike, rec	10/23/2012	Metal	Mercury	Total	=	95	%	EPA 245.1	-88	-88	70	130	QAX
2012/13-1	000NONPJ	matrix spike, rec	10/23/2012	Metal	Mercury	Total	=	94	%	EPA 245.1	-88	-88	70	130	QAX
2012/13-1	000NONPJ	matrix spike, RPD	10/23/2012	Metal	Mercury	Total	=	0.7	%	EPA 245.1	-88	-88	0	20	QAX
2012/13-1	000NONPJ	matrix spike, RPD	10/23/2012	Metal	Mercury	Total	=	0.9	%	EPA 245.1	-88	-88	0	20	QAX
2012/13-1	Lab	LCS	10/23/2012	Metal	Mercury	Total	=	943	ng/L	EPA 245.1	3.9	50			
2012/13-1	Lab	LCS, rec	10/23/2012	Metal	Mercury	Total	=	94	%	EPA 245.1	-88	-88	85	115	
2012/13-1	Lab	method blank	10/23/2012	Metal	Mercury	Total	DNQ	20	ng/L	EPA 245.1	3.9	50			IP
2012/13-1	000NONPJ	matrix spike	10/23/2012	Metal	Nickel	Dissolved	=	53.6	µg/L	EPA 200.8	0.13	0.8			QAX
2012/13-1	000NONPJ	matrix spike, rec	10/23/2012	Metal	Nickel	Dissolved	=	107	%	EPA 200.8	-88	-88	70	130	QAX
2012/13-1	000NONPJ	matrix spike dup	10/23/2012	Metal	Nickel	Dissolved	=	53.8	µg/L	EPA 200.8	0.13	0.8			QAX
2012/13-1	000NONPJ	matrix spike dup, rec	10/23/2012	Metal	Nickel	Dissolved	=	108	%	EPA 200.8	-88	-88	70	130	QAX
2012/13-1	000NONPJ	matrix spike, RPD	10/23/2012	Metal	Nickel	Dissolved	=	0.3	%	EPA 200.8	-88	-88	0	30	QAX
2012/13-1	Lab	method blank	10/23/2012	Metal	Nickel	Dissolved	<	0.13	µg/L	EPA 200.8	0.13	0.8			

Appendix F
Laboratory QA/QC Analysis Results

Event ID	Site ID	QAQC Sample Type	Analysis Date	Classification	Constituent	Fraction	Sign	Result	Units	Method	MDL	RL	QA Limit		DQOComp
													Min	Max	
2012/13-1	Lab	LCS	10/23/2012	Metal	Nickel	Dissolved	=	54.8	µg/L	EPA 200.8	0.13	0.8			
2012/13-1	Lab	LCS, rec	10/23/2012	Metal	Nickel	Dissolved	=	110	%	EPA 200.8	-88	-88	85	115	
2012/13-1	000NONPJ	matrix spike	10/23/2012	Metal	Nickel	Total	=	53.6	µg/L	EPA 200.8	0.13	0.8			QAX
2012/13-1	000NONPJ	matrix spike, rec	10/23/2012	Metal	Nickel	Total	=	107	%	EPA 200.8	-88	-88	70	130	QAX
2012/13-1	000NONPJ	matrix spike dup	10/23/2012	Metal	Nickel	Total	=	53.8	µg/L	EPA 200.8	0.13	0.8			QAX
2012/13-1	000NONPJ	matrix spike dup, rec	10/23/2012	Metal	Nickel	Total	=	108	%	EPA 200.8	-88	-88	70	130	QAX
2012/13-1	000NONPJ	matrix spike, RPD	10/23/2012	Metal	Nickel	Total	=	0.3	%	EPA 200.8	-88	-88	0	30	QAX
2012/13-1	Lab	method blank	10/23/2012	Metal	Nickel	Total	<	0.13	µg/L	EPA 200.8	0.13	0.8			
2012/13-1	Lab	LCS	10/23/2012	Metal	Nickel	Total	=	54.8	µg/L	EPA 200.8	0.13	0.8			
2012/13-1	Lab	LCS, rec	10/23/2012	Metal	Nickel	Total	=	110	%	EPA 200.8	-88	-88	85	115	
2012/13-1	000NONPJ	matrix spike	10/23/2012	Metal	Selenium	Dissolved	=	54	µg/L	EPA 200.8	0.28	0.4			QAX
2012/13-1	000NONPJ	matrix spike, rec	10/23/2012	Metal	Selenium	Dissolved	=	108	%	EPA 200.8	-88	-88	70	130	QAX
2012/13-1	000NONPJ	matrix spike dup	10/23/2012	Metal	Selenium	Dissolved	=	53.9	µg/L	EPA 200.8	0.28	0.4			QAX
2012/13-1	000NONPJ	matrix spike dup, rec	10/23/2012	Metal	Selenium	Dissolved	=	108	%	EPA 200.8	-88	-88	70	130	QAX
2012/13-1	000NONPJ	matrix spike, RPD	10/23/2012	Metal	Selenium	Dissolved	=	0.2	%	EPA 200.8	-88	-88	0	30	QAX
2012/13-1	Lab	method blank	10/23/2012	Metal	Selenium	Dissolved	<	0.28	µg/L	EPA 200.8	0.28	0.4			
2012/13-1	Lab	LCS	10/23/2012	Metal	Selenium	Dissolved	=	55.7	µg/L	EPA 200.8	0.28	0.4			
2012/13-1	Lab	LCS, rec	10/23/2012	Metal	Selenium	Dissolved	=	111	%	EPA 200.8	-88	-88	85	115	
2012/13-1	000NONPJ	matrix spike	10/23/2012	Metal	Selenium	Total	=	54	µg/L	EPA 200.8	0.28	0.4			QAX
2012/13-1	000NONPJ	matrix spike, rec	10/23/2012	Metal	Selenium	Total	=	108	%	EPA 200.8	-88	-88	70	130	QAX
2012/13-1	000NONPJ	matrix spike dup	10/23/2012	Metal	Selenium	Total	=	53.9	µg/L	EPA 200.8	0.28	0.4			QAX
2012/13-1	000NONPJ	matrix spike dup, rec	10/23/2012	Metal	Selenium	Total	=	108	%	EPA 200.8	-88	-88	70	130	QAX
2012/13-1	000NONPJ	matrix spike, RPD	10/23/2012	Metal	Selenium	Total	=	0.2	%	EPA 200.8	-88	-88	0	30	QAX
2012/13-1	Lab	method blank	10/23/2012	Metal	Selenium	Total	<	0.28	µg/L	EPA 200.8	0.28	0.4			
2012/13-1	Lab	LCS	10/23/2012	Metal	Selenium	Total	=	55.7	µg/L	EPA 200.8	0.28	0.4			
2012/13-1	Lab	LCS, rec	10/23/2012	Metal	Selenium	Total	=	111	%	EPA 200.8	-88	-88	85	115	
2012/13-1	000NONPJ	matrix spike	10/23/2012	Metal	Silver	Dissolved	=	51.8	µg/L	EPA 200.8	0.027	0.2			QAX
2012/13-1	000NONPJ	matrix spike, rec	10/23/2012	Metal	Silver	Dissolved	=	104	%	EPA 200.8	-88	-88	70	130	QAX
2012/13-1	000NONPJ	matrix spike dup	10/23/2012	Metal	Silver	Dissolved	=	52	µg/L	EPA 200.8	0.027	0.2			QAX
2012/13-1	000NONPJ	matrix spike dup, rec	10/23/2012	Metal	Silver	Dissolved	=	104	%	EPA 200.8	-88	-88	70	130	QAX
2012/13-1	000NONPJ	matrix spike, RPD	10/23/2012	Metal	Silver	Dissolved	=	0.3	%	EPA 200.8	-88	-88	0	30	QAX
2012/13-1	Lab	method blank	10/23/2012	Metal	Silver	Dissolved	<	0.027	µg/L	EPA 200.8	0.027	0.2			
2012/13-1	Lab	LCS	10/23/2012	Metal	Silver	Dissolved	=	52.8	µg/L	EPA 200.8	0.027	0.2			
2012/13-1	Lab	LCS, rec	10/23/2012	Metal	Silver	Dissolved	=	106	%	EPA 200.8	-88	-88	85	115	
2012/13-1	000NONPJ	matrix spike	10/23/2012	Metal	Silver	Total	=	51.8	µg/L	EPA 200.8	0.027	0.2			QAX
2012/13-1	000NONPJ	matrix spike, rec	10/23/2012	Metal	Silver	Total	=	104	%	EPA 200.8	-88	-88	70	130	QAX
2012/13-1	000NONPJ	matrix spike dup	10/23/2012	Metal	Silver	Total	=	52	µg/L	EPA 200.8	0.027	0.2			QAX
2012/13-1	000NONPJ	matrix spike dup, rec	10/23/2012	Metal	Silver	Total	=	104	%	EPA 200.8	-88	-88	70	130	QAX
2012/13-1	000NONPJ	matrix spike, RPD	10/23/2012	Metal	Silver	Total	=	0.3	%	EPA 200.8	-88	-88	0	30	QAX
2012/13-1	Lab	method blank	10/23/2012	Metal	Silver	Total	<	0.027	µg/L	EPA 200.8	0.027	0.2			
2012/13-1	Lab	LCS	10/23/2012	Metal	Silver	Total	=	52.8	µg/L	EPA 200.8	0.027	0.2			
2012/13-1	Lab	LCS, rec	10/23/2012	Metal	Silver	Total	=	106	%	EPA 200.8	-88	-88	85	115	
2012/13-1	000NONPJ	matrix spike	10/23/2012	Metal	Thallium	Dissolved	=	53.4	µg/L	EPA 200.8	0.009	0.2			QAX
2012/13-1	000NONPJ	matrix spike, rec	10/23/2012	Metal	Thallium	Dissolved	=	107	%	EPA 200.8	-88	-88	70	130	QAX
2012/13-1	000NONPJ	matrix spike dup	10/23/2012	Metal	Thallium	Dissolved	=	53	µg/L	EPA 200.8	0.009	0.2			QAX
2012/13-1	000NONPJ	matrix spike dup, rec	10/23/2012	Metal	Thallium	Dissolved	=	106	%	EPA 200.8	-88	-88	70	130	QAX
2012/13-1	000NONPJ	matrix spike, RPD	10/23/2012	Metal	Thallium	Dissolved	=	0.8	%	EPA 200.8	-88	-88	0	30	QAX

Appendix F
Laboratory QA/QC Analysis Results

Event ID	Site ID	QAQC Sample Type	Analysis Date	Classification	Constituent	Fraction	Sign	Result	Units	Method	MDL	RL	QA Limit		DQOComp
													Min	Max	
2012/13-1	Lab	method blank	10/23/2012	Metal	Thallium	Dissolved	<	0.009	µg/L	EPA 200.8	0.009	0.2			
2012/13-1	Lab	LCS	10/23/2012	Metal	Thallium	Dissolved	=	53.6	µg/L	EPA 200.8	0.009	0.2			
2012/13-1	Lab	LCS, rec	10/23/2012	Metal	Thallium	Dissolved	=	107	%	EPA 200.8	-88	-88	85	115	
2012/13-1	000NONPJ	matrix spike	10/23/2012	Metal	Thallium	Total	=	53.4	µg/L	EPA 200.8	0.009	0.2			QAX
2012/13-1	000NONPJ	matrix spike, rec	10/23/2012	Metal	Thallium	Total	=	107	%	EPA 200.8	-88	-88	70	130	QAX
2012/13-1	000NONPJ	matrix spike dup	10/23/2012	Metal	Thallium	Total	=	53	µg/L	EPA 200.8	0.009	0.2			QAX
2012/13-1	000NONPJ	matrix spike dup, rec	10/23/2012	Metal	Thallium	Total	=	106	%	EPA 200.8	-88	-88	70	130	QAX
2012/13-1	000NONPJ	matrix spike, RPD	10/23/2012	Metal	Thallium	Total	=	0.8	%	EPA 200.8	-88	-88	0	30	QAX
2012/13-1	Lab	method blank	10/23/2012	Metal	Thallium	Total	<	0.009	µg/L	EPA 200.8	0.009	0.2			
2012/13-1	Lab	LCS	10/23/2012	Metal	Thallium	Total	=	53.6	µg/L	EPA 200.8	0.009	0.2			
2012/13-1	Lab	LCS, rec	10/23/2012	Metal	Thallium	Total	=	107	%	EPA 200.8	-88	-88	85	115	
2012/13-1	000NONPJ	matrix spike	10/23/2012	Metal	Zinc	Dissolved	=	54.6	µg/L	EPA 200.8	1.1	5			QAX
2012/13-1	000NONPJ	matrix spike, rec	10/23/2012	Metal	Zinc	Dissolved	=	105	%	EPA 200.8	-88	-88	70	130	QAX
2012/13-1	000NONPJ	matrix spike dup	10/23/2012	Metal	Zinc	Dissolved	=	55.1	µg/L	EPA 200.8	1.1	5			QAX
2012/13-1	000NONPJ	matrix spike dup, rec	10/23/2012	Metal	Zinc	Dissolved	=	106	%	EPA 200.8	-88	-88	70	130	QAX
2012/13-1	000NONPJ	matrix spike, RPD	10/23/2012	Metal	Zinc	Dissolved	=	0.8	%	EPA 200.8	-88	-88	0	30	QAX
2012/13-1	Lab	method blank	10/23/2012	Metal	Zinc	Dissolved	<	1.1	µg/L	EPA 200.8	1.1	5			
2012/13-1	Lab	LCS	10/23/2012	Metal	Zinc	Dissolved	=	56.9	µg/L	EPA 200.8	1.1	5			
2012/13-1	Lab	LCS, rec	10/23/2012	Metal	Zinc	Dissolved	=	114	%	EPA 200.8	-88	-88	85	115	
2012/13-1	000NONPJ	matrix spike	10/23/2012	Metal	Zinc	Total	=	54.6	µg/L	EPA 200.8	1.1	5			QAX
2012/13-1	000NONPJ	matrix spike, rec	10/23/2012	Metal	Zinc	Total	=	109	%	EPA 200.8	-88	-88	70	130	QAX
2012/13-1	000NONPJ	matrix spike dup	10/23/2012	Metal	Zinc	Total	=	55.1	µg/L	EPA 200.8	1.1	5			QAX
2012/13-1	000NONPJ	matrix spike dup, rec	10/23/2012	Metal	Zinc	Total	=	110	%	EPA 200.8	-88	-88	70	130	QAX
2012/13-1	000NONPJ	matrix spike, RPD	10/23/2012	Metal	Zinc	Total	=	0.8	%	EPA 200.8	-88	-88	0	30	QAX
2012/13-1	Lab	method blank	10/23/2012	Metal	Zinc	Total	<	1.1	µg/L	EPA 200.8	1.1	5			
2012/13-1	Lab	LCS	10/23/2012	Metal	Zinc	Total	=	56.9	µg/L	EPA 200.8	1.1	5			
2012/13-1	Lab	LCS, rec	10/23/2012	Metal	Zinc	Total	=	114	%	EPA 200.8	-88	-88	85	115	
2012/13-1	000NONPJ	matrix spike	10/24/2012	Nutrient	Ammonia as N	n/a	=	1.09	mg/L	EPA 350.1	0.048	0.1			QAX
2012/13-1	000NONPJ	matrix spike, rec	10/24/2012	Nutrient	Ammonia as N	n/a	=	109	%	EPA 350.1	-88	-88	90	110	QAX
2012/13-1	000NONPJ	matrix spike dup	10/24/2012	Nutrient	Ammonia as N	n/a	=	1.09	mg/L	EPA 350.1	0.048	0.1			QAX
2012/13-1	000NONPJ	matrix spike dup, rec	10/24/2012	Nutrient	Ammonia as N	n/a	=	109	%	EPA 350.1	-88	-88	90	110	QAX
2012/13-1	000NONPJ	matrix spike, RPD	10/24/2012	Nutrient	Ammonia as N	n/a	=	0	%	EPA 350.1	-88	-88	0	15	QAX
2012/13-1	000NONPJ	matrix spike	10/24/2012	Nutrient	Ammonia as N	n/a	=	1.07	mg/L	EPA 350.1	0.048	0.1			QAX
2012/13-1	000NONPJ	matrix spike, rec	10/24/2012	Nutrient	Ammonia as N	n/a	=	107	%	EPA 350.1	-88	-88	90	110	QAX
2012/13-1	000NONPJ	matrix spike dup	10/24/2012	Nutrient	Ammonia as N	n/a	=	1.07	mg/L	EPA 350.1	0.048	0.1			QAX
2012/13-1	000NONPJ	matrix spike dup, rec	10/24/2012	Nutrient	Ammonia as N	n/a	=	107	%	EPA 350.1	-88	-88	90	110	QAX
2012/13-1	000NONPJ	matrix spike, RPD	10/24/2012	Nutrient	Ammonia as N	n/a	=	0	%	EPA 350.1	-88	-88	0	15	QAX
2012/13-1	Lab	method blank	10/24/2012	Nutrient	Ammonia as N	n/a	<	0.048	mg/L	EPA 350.1	0.048	0.1			
2012/13-1	Lab	LCS	10/24/2012	Nutrient	Ammonia as N	n/a	=	1.07	mg/L	EPA 350.1	0.048	0.1			
2012/13-1	Lab	LCS, rec	10/24/2012	Nutrient	Ammonia as N	n/a	=	107	%	EPA 350.1	-88	-88	90	110	
2012/13-1	000NONPJ	matrix spike	10/12/2012	Nutrient	Nitrate + Nitrite as N	n/a	=	3.51	mg/L	EPA 353.2	0.01	0.1			QAX
2012/13-1	000NONPJ	matrix spike, rec	10/12/2012	Nutrient	Nitrate + Nitrite as N	n/a	=	99	%	EPA 353.2	-88	-88	90	110	QAX
2012/13-1	000NONPJ	matrix spike dup	10/12/2012	Nutrient	Nitrate + Nitrite as N	n/a	=	3.49	mg/L	EPA 353.2	0.01	0.1			QAX
2012/13-1	000NONPJ	matrix spike dup, rec	10/12/2012	Nutrient	Nitrate + Nitrite as N	n/a	=	98	%	EPA 353.2	-88	-88	90	110	QAX
2012/13-1	000NONPJ	matrix spike, RPD	10/12/2012	Nutrient	Nitrate + Nitrite as N	n/a	=	0.6	%	EPA 353.2	-88	-88	0	20	QAX
2012/13-1	Lab	LCS	10/12/2012	Nutrient	Nitrate + Nitrite as N	n/a	=	0.951	mg/L	EPA 353.2	0.01	0.1			
2012/13-1	Lab	LCS, rec	10/12/2012	Nutrient	Nitrate + Nitrite as N	n/a	=	95	%	EPA 353.2	-88	-88	90	110	

Appendix F
Laboratory QA/QC Analysis Results

Event ID	Site ID	QAQC Sample Type	Analysis Date	Classification	Constituent	Fraction	Sign	Result	Units	Method	MDL	RL	QA Limit		DQOComp
													Min	Max	
2012/13-1	Lab	method blank	10/12/2012	Nutrient	Nitrate + Nitrite as N	n/a	DNQ	0.021	mg/L	EPA 353.2	0.01	0.1			IP
2012/13-1	000NONPJ	matrix spike	10/29/2012	Nutrient	Phosphorus as P	Dissolved	=	0.0709	mg/L	EPA 365.1	0.0014	0.01			QAX
2012/13-1	000NONPJ	matrix spike, rec	10/29/2012	Nutrient	Phosphorus as P	Dissolved	=	103	%	EPA 365.1	-88	-88	90	110	QAX
2012/13-1	000NONPJ	matrix spike dup	10/29/2012	Nutrient	Phosphorus as P	Dissolved	=	0.0712	mg/L	EPA 365.1	0.0014	0.01			QAX
2012/13-1	000NONPJ	matrix spike dup, rec	10/29/2012	Nutrient	Phosphorus as P	Dissolved	=	103	%	EPA 365.1	-88	-88	90	110	QAX
2012/13-1	000NONPJ	matrix spike, RPD	10/29/2012	Nutrient	Phosphorus as P	Dissolved	=	0.4	%	EPA 365.1	-88	-88	0	10	QAX
2012/13-1	000NONPJ	matrix spike	10/29/2012	Nutrient	Phosphorus as P	Dissolved	=	0.0512	mg/L	EPA 365.1	0.0014	0.01			QAX
2012/13-1	000NONPJ	matrix spike, rec	10/29/2012	Nutrient	Phosphorus as P	Dissolved	=	100	%	EPA 365.1	-88	-88	90	110	QAX
2012/13-1	000NONPJ	matrix spike dup	10/29/2012	Nutrient	Phosphorus as P	Dissolved	=	0.0502	mg/L	EPA 365.1	0.0014	0.01			QAX
2012/13-1	000NONPJ	matrix spike dup, rec	10/29/2012	Nutrient	Phosphorus as P	Dissolved	=	98	%	EPA 365.1	-88	-88	90	110	QAX
2012/13-1	000NONPJ	matrix spike, RPD	10/29/2012	Nutrient	Phosphorus as P	Dissolved	=	2	%	EPA 365.1	-88	-88	0	10	QAX
2012/13-1	Lab	method blank	10/29/2012	Nutrient	Phosphorus as P	Dissolved	<	0.0014	mg/L	EPA 365.1	0.0014	0.01			
2012/13-1	Lab	LCS	10/29/2012	Nutrient	Phosphorus as P	Dissolved	=	0.0507	mg/L	EPA 365.1	0.0014	0.01			
2012/13-1	Lab	LCS, rec	10/29/2012	Nutrient	Phosphorus as P	Dissolved	=	101	%	EPA 365.1	-88	-88	90	110	
2012/13-1	000NONPJ	matrix spike	10/29/2012	Nutrient	Phosphorus as P	Total	=	0.95	mg/L	EPA 365.1	0.007	0.05			QAX,D
2012/13-1	000NONPJ	matrix spike, rec	10/29/2012	Nutrient	Phosphorus as P	Total	=	90	%	EPA 365.1	-88	-88	90	110	QAX,D
2012/13-1	000NONPJ	matrix spike dup	10/29/2012	Nutrient	Phosphorus as P	Total	=	0.955	mg/L	EPA 365.1	0.007	0.05			QAX,D
2012/13-1	000NONPJ	matrix spike dup, rec	10/29/2012	Nutrient	Phosphorus as P	Total	=	100	%	EPA 365.1	-88	-88	90	110	QAX,D
2012/13-1	000NONPJ	matrix spike, RPD	10/29/2012	Nutrient	Phosphorus as P	Total	=	0.5	%	EPA 365.1	-88	-88	0	10	QAX,D
2012/13-1	000NONPJ	matrix spike	10/29/2012	Nutrient	Phosphorus as P	Total	=	1.43	mg/L	EPA 365.1	0.014	0.1			QAX,D,GB
2012/13-1	000NONPJ	matrix spike, rec	10/29/2012	Nutrient	Phosphorus as P	Total	=	80	%	EPA 365.1	-88	-88	90	110	QAX,D,GB
2012/13-1	000NONPJ	matrix spike dup	10/29/2012	Nutrient	Phosphorus as P	Total	=	1.41	mg/L	EPA 365.1	0.014	0.1			QAX,D,GB
2012/13-1	000NONPJ	matrix spike dup, rec	10/29/2012	Nutrient	Phosphorus as P	Total	=	40	%	EPA 365.1	-88	-88	90	110	QAX,D,GB
2012/13-1	000NONPJ	matrix spike, RPD	10/29/2012	Nutrient	Phosphorus as P	Total	=	1	%	EPA 365.1	-88	-88	0	10	QAX,D,GB
2012/13-1	Lab	method blank	10/29/2012	Nutrient	Phosphorus as P	Total	<	0.0014	mg/L	EPA 365.1	0.0014	0.01			
2012/13-1	Lab	LCS	10/29/2012	Nutrient	Phosphorus as P	Total	=	0.0538	mg/L	EPA 365.1	0.0014	0.01			
2012/13-1	Lab	LCS, rec	10/29/2012	Nutrient	Phosphorus as P	Total	=	108	%	EPA 365.1	-88	-88	90	110	
2012/13-1	000NONPJ	matrix spike	10/22/2012	Nutrient	TKN	n/a	<	0.074	mg/L	EPA 351.2	0.074	0.1			QAX,GB
2012/13-1	000NONPJ	matrix spike, rec	10/22/2012	Nutrient	TKN	n/a	=	0	%	EPA 351.2	-88	-88	90	110	QAX,GB
2012/13-1	000NONPJ	matrix spike dup	10/22/2012	Nutrient	TKN	n/a	<	0.074	mg/L	EPA 351.2	0.074	0.1			QAX,GB
2012/13-1	000NONPJ	matrix spike dup, rec	10/22/2012	Nutrient	TKN	n/a	=	0	%	EPA 351.2	-88	-88	90	110	QAX,GB
2012/13-1	000NONPJ	matrix spike, RPD	10/22/2012	Nutrient	TKN	n/a	=	0	%	EPA 351.2	-88	-88	0	15	QAX,GB
2012/13-1	000NONPJ	post-digest spike	10/22/2012	Nutrient	TKN	n/a	=	0.438	mg/L	EPA 351.2	-88	-88			QAX,D,HR
2012/13-1	000NONPJ	post-digest spike, rec	10/22/2012	Nutrient	TKN	n/a	=	101	%	EPA 351.2	-88	-88	90	110	QAX,D,HR
2012/13-1	000NONPJ	post-digest spike	10/22/2012	Nutrient	TKN	n/a	=	0.436	mg/L	EPA 351.2	-88	-88			QAX,D,HR
2012/13-1	000NONPJ	post-digest spike, rec	10/22/2012	Nutrient	TKN	n/a	=	101	%	EPA 351.2	-88	-88	90	110	QAX,D,HR
2012/13-1	000NONPJ	matrix spike	10/29/2012	Nutrient	TKN	n/a	=	1.77	mg/L	EPA 351.2	0.074	0.1			QAX
2012/13-1	000NONPJ	matrix spike, rec	10/29/2012	Nutrient	TKN	n/a	=	94	%	EPA 351.2	-88	-88	90	110	QAX
2012/13-1	000NONPJ	matrix spike dup	10/29/2012	Nutrient	TKN	n/a	=	1.77	mg/L	EPA 351.2	0.074	0.1			QAX
2012/13-1	000NONPJ	matrix spike dup, rec	10/29/2012	Nutrient	TKN	n/a	=	95	%	EPA 351.2	-88	-88	90	110	QAX
2012/13-1	000NONPJ	matrix spike, RPD	10/29/2012	Nutrient	TKN	n/a	=	0.1	%	EPA 351.2	-88	-88	0	15	QAX
2012/13-1	Lab	method blank	10/22/2012	Nutrient	TKN	n/a	<	0.074	mg/L	EPA 351.2	0.074	0.1			
2012/13-1	Lab	LCS	10/22/2012	Nutrient	TKN	n/a	=	0.992	mg/L	EPA 351.2	0.074	0.1			
2012/13-1	Lab	LCS, rec	10/22/2012	Nutrient	TKN	n/a	=	99	%	EPA 351.2	-88	-88	90	110	
2012/13-1	Lab	method blank	10/29/2012	Nutrient	TKN	n/a	<	0.074	mg/L	EPA 351.2	0.074	0.1			
2012/13-1	Lab	LCS	10/29/2012	Nutrient	TKN	n/a	=	1.05	mg/L	EPA 351.2	0.074	0.1			
2012/13-1	Lab	LCS, rec	10/29/2012	Nutrient	TKN	n/a	=	105	%	EPA 351.2	-88	-88	90	110	

Appendix F
Laboratory QA/QC Analysis Results

Event ID	Site ID	QAQC Sample Type	Analysis Date	Classification	Constituent	Fraction	Sign	Result	Units	Method	MDL	RL	QA Limit		DQOComp
													Min	Max	
2012/13-1	Lab	method blank	10/18/2012	Organic	1,2,4-Trichlorobenzene	n/a	<	0.55	µg/L	EPA 625	0.55	1			
2012/13-1	Lab	LCS	10/18/2012	Organic	1,2,4-Trichlorobenzene	n/a	=	28.8	µg/L	EPA 625	0.55	1			
2012/13-1	Lab	LCS, rec	10/18/2012	Organic	1,2,4-Trichlorobenzene	n/a	=	58	%	EPA 625	-88	-88	44	142	
2012/13-1	Lab	LCS dup	10/18/2012	Organic	1,2,4-Trichlorobenzene	n/a	=	33.4	µg/L	EPA 625	0.55	1			
2012/13-1	Lab	LCS dup, rec	10/18/2012	Organic	1,2,4-Trichlorobenzene	n/a	=	67	%	EPA 625	-88	-88	44	142	
2012/13-1	Lab	LCS, RPD	10/18/2012	Organic	1,2,4-Trichlorobenzene	n/a	=	15	%	EPA 625	-88	-88	0	30	
2012/13-1	Lab	method blank	10/18/2012	Organic	1,2-Dichlorobenzene	n/a	<	0.57	µg/L	EPA 625	0.57	1			
2012/13-1	Lab	LCS	10/18/2012	Organic	1,2-Dichlorobenzene	n/a	=	28	µg/L	EPA 625	0.57	1			
2012/13-1	Lab	LCS, rec	10/18/2012	Organic	1,2-Dichlorobenzene	n/a	=	56	%	EPA 625	-88	-88	32	129	
2012/13-1	Lab	LCS dup	10/18/2012	Organic	1,2-Dichlorobenzene	n/a	=	32.3	µg/L	EPA 625	0.57	1			
2012/13-1	Lab	LCS dup, rec	10/18/2012	Organic	1,2-Dichlorobenzene	n/a	=	65	%	EPA 625	-88	-88	32	129	
2012/13-1	Lab	LCS, RPD	10/18/2012	Organic	1,2-Dichlorobenzene	n/a	=	14	%	EPA 625	-88	-88	0	30	
2012/13-1	Lab	method blank	10/18/2012	Organic	1,2-Diphenylhydrazine	n/a	<	0.25	µg/L	EPA 625	0.25	1			
2012/13-1	Lab	method blank	10/18/2012	Organic	1,3-Dichlorobenzene	n/a	<	0.53	µg/L	EPA 625	0.53	1			
2012/13-1	Lab	LCS	10/18/2012	Organic	1,3-Dichlorobenzene	n/a	=	26.9	µg/L	EPA 625	0.53	1			
2012/13-1	Lab	LCS, rec	10/18/2012	Organic	1,3-Dichlorobenzene	n/a	=	54	%	EPA 625	-88	-88	0.1	172	
2012/13-1	Lab	LCS dup	10/18/2012	Organic	1,3-Dichlorobenzene	n/a	=	30.8	µg/L	EPA 625	0.53	1			
2012/13-1	Lab	LCS dup, rec	10/18/2012	Organic	1,3-Dichlorobenzene	n/a	=	62	%	EPA 625	-88	-88	0.1	172	
2012/13-1	Lab	LCS, RPD	10/18/2012	Organic	1,3-Dichlorobenzene	n/a	=	13	%	EPA 625	-88	-88	0	30	
2012/13-1	000NONPJ	srgt matrix spike	10/23/2012	Organic	1,3-Dimethyl-2-nitrobenzene	n/a	=	5.65	µg/L	EPA 525.2	-88	-88			QAX
2012/13-1	000NONPJ	srgt matrix spike, rec	10/23/2012	Organic	1,3-Dimethyl-2-nitrobenzene	n/a	=	113	%	EPA 525.2	-88	-88	73	136	QAX
2012/13-1	000NONPJ	srgt matrix spike dup	10/23/2012	Organic	1,3-Dimethyl-2-nitrobenzene	n/a	=	5.23	µg/L	EPA 525.2	-88	-88			QAX
2012/13-1	000NONPJ	srgt matrix spike dup, rec	10/23/2012	Organic	1,3-Dimethyl-2-nitrobenzene	n/a	=	105	%	EPA 525.2	-88	-88	73	136	QAX
2012/13-1	000NONPJ	srgt matrix spike	11/9/2012	Organic	1,3-Dimethyl-2-nitrobenzene	n/a	=	0.556	µg/L	EPA 525.2	-88	-88			QAX
2012/13-1	000NONPJ	srgt matrix spike dup	11/9/2012	Organic	1,3-Dimethyl-2-nitrobenzene	n/a	=	0.547	µg/L	EPA 525.2	-88	-88			QAX
2012/13-1	000NONPJ	srgt matrix spike dup, rec	11/9/2012	Organic	1,3-Dimethyl-2-nitrobenzene	n/a	=	109	%	EPA 525.2	-88	-88	73	136	QAX
2012/13-1	000NONPJ	srgt matrix spike, rec	11/9/2012	Organic	1,3-Dimethyl-2-nitrobenzene	n/a	=	111	%	EPA 525.2	-88	-88	73	136	QAX
2012/13-1	Lab	srgt method blank	10/23/2012	Organic	1,3-Dimethyl-2-nitrobenzene	n/a	=	4.81	µg/L	EPA 525.2	-88	-88			
2012/13-1	Lab	srgt method blank, rec	10/23/2012	Organic	1,3-Dimethyl-2-nitrobenzene	n/a	=	96	%	EPA 525.2	-88	-88	73	136	
2012/13-1	Lab	srgt LCS	10/23/2012	Organic	1,3-Dimethyl-2-nitrobenzene	n/a	=	5.47	µg/L	EPA 525.2	-88	-88			
2012/13-1	Lab	srgt LCS, rec	10/23/2012	Organic	1,3-Dimethyl-2-nitrobenzene	n/a	=	109	%	EPA 525.2	-88	-88	73	136	
2012/13-1	Lab	srgt LCS	11/9/2012	Organic	1,3-Dimethyl-2-nitrobenzene	n/a	=	0.491	µg/L	EPA 525.2	-88	-88			
2012/13-1	Lab	srgt LCS, rec	11/9/2012	Organic	1,3-Dimethyl-2-nitrobenzene	n/a	=	98	%	EPA 525.2	-88	-88	73	136	
2012/13-1	Lab	srgt method blank	11/9/2012	Organic	1,3-Dimethyl-2-nitrobenzene	n/a	=	0.446	µg/L	EPA 525.2	-88	-88			
2012/13-1	Lab	srgt method blank, rec	11/9/2012	Organic	1,3-Dimethyl-2-nitrobenzene	n/a	=	89	%	EPA 525.2	-88	-88	73	136	
2012/13-1	MO-OJA	srgt environ	10/24/2012	Organic	1,3-Dimethyl-2-nitrobenzene	n/a	=	5.13	µg/L	EPA 525.2	-88	-88			
2012/13-1	MO-OJA	srgt environ, rec	10/24/2012	Organic	1,3-Dimethyl-2-nitrobenzene	n/a	=	92	%	EPA 525.2	-88	-88	73	136	
2012/13-1	MO-OJA	srgt environ	11/9/2012	Organic	1,3-Dimethyl-2-nitrobenzene	n/a	=	0.606	µg/L	EPA 525.2	-88	-88			
2012/13-1	MO-OJA	srgt environ, rec	11/9/2012	Organic	1,3-Dimethyl-2-nitrobenzene	n/a	=	121	%	EPA 525.2	-88	-88	73	136	
2012/13-1	Lab	method blank	10/18/2012	Organic	1,4-Dichlorobenzene	n/a	<	0.55	µg/L	EPA 625	0.55	1			
2012/13-1	Lab	LCS	10/18/2012	Organic	1,4-Dichlorobenzene	n/a	=	28	µg/L	EPA 625	0.55	1			
2012/13-1	Lab	LCS, rec	10/18/2012	Organic	1,4-Dichlorobenzene	n/a	=	56	%	EPA 625	-88	-88	20	124	
2012/13-1	Lab	LCS dup	10/18/2012	Organic	1,4-Dichlorobenzene	n/a	=	32.1	µg/L	EPA 625	0.55	1			
2012/13-1	Lab	LCS dup, rec	10/18/2012	Organic	1,4-Dichlorobenzene	n/a	=	64	%	EPA 625	-88	-88	20	124	
2012/13-1	Lab	LCS, RPD	10/18/2012	Organic	1,4-Dichlorobenzene	n/a	=	13	%	EPA 625	-88	-88	0	30	
2012/13-1	Lab	srgt LCS	10/19/2012	Organic	1,4-Dichlorobenzene-d4	n/a	=	10.5	µg/L	EPA 524.2	-88	-88			
2012/13-1	Lab	srgt LCS, rec	10/19/2012	Organic	1,4-Dichlorobenzene-d4	n/a	=	105	%	EPA 524.2	-88	-88	70	130	

Appendix F
Laboratory QA/QC Analysis Results

Event ID	Site ID	QAQC Sample Type	Analysis Date	Classification	Constituent	Fraction	Sign	Result	Units	Method	MDL	RL	QA Limit		DQOComp
													Min	Max	
2012/13-1	Lab	srgt LCS dup	10/19/2012	Organic	1,4-Dichlorobenzene-d4	n/a	=	10.3	µg/L	EPA 524.2	-88	-88			
2012/13-1	Lab	srgt LCS dup, rec	10/19/2012	Organic	1,4-Dichlorobenzene-d4	n/a	=	103	%	EPA 524.2	-88	-88	70	130	
2012/13-1	Lab	srgt method blank	10/20/2012	Organic	1,4-Dichlorobenzene-d4	n/a	=	9.66	µg/L	EPA 524.2	-88	-88			
2012/13-1	Lab	srgt method blank, rec	10/20/2012	Organic	1,4-Dichlorobenzene-d4	n/a	=	97	%	EPA 524.2	-88	-88	70	130	
2012/13-1	MO-OJA	srgt environ	10/20/2012	Organic	1,4-Dichlorobenzene-d4	n/a	=	9.86	µg/L	EPA 524.2	-88	-88			
2012/13-1	MO-OJA	srgt environ, rec	10/20/2012	Organic	1,4-Dichlorobenzene-d4	n/a	=	99	%	EPA 524.2	-88	-88	70	130	
2012/13-1	Lab	method blank	10/22/2012	Organic	1-Methylnaphthalene	n/a	<	0.1	µg/L	EPA 8270Cm	0.1	0.1			
2012/13-1	Lab	method blank	10/22/2012	Organic	2,4,5-Trichlorophenol	n/a	<	0.29	µg/L	EPA 8270Cm	0.29	1			
2012/13-1	Lab	srgt method blank	10/18/2012	Organic	2,4,6-Tribromophenol	n/a	=	54	µg/L	EPA 625	-88	-88			
2012/13-1	Lab	srgt method blank, rec	10/18/2012	Organic	2,4,6-Tribromophenol	n/a	=	54	%	EPA 625	-88	-88	0.1	157	
2012/13-1	Lab	srgt LCS	10/18/2012	Organic	2,4,6-Tribromophenol	n/a	=	66.5	µg/L	EPA 625	-88	-88			
2012/13-1	Lab	srgt LCS, rec	10/18/2012	Organic	2,4,6-Tribromophenol	n/a	=	67	%	EPA 625	-88	-88	0.1	157	
2012/13-1	Lab	srgt LCS dup	10/18/2012	Organic	2,4,6-Tribromophenol	n/a	=	71.6	µg/L	EPA 625	-88	-88			
2012/13-1	Lab	srgt LCS dup, rec	10/18/2012	Organic	2,4,6-Tribromophenol	n/a	=	72	%	EPA 625	-88	-88	0.1	157	
2012/13-1	Lab	srgt method blank	10/22/2012	Organic	2,4,6-Tribromophenol	n/a	=	21.9	µg/L	EPA 8270Cm	-88	-88			
2012/13-1	Lab	srgt method blank, rec	10/22/2012	Organic	2,4,6-Tribromophenol	n/a	=	55	%	EPA 8270Cm	-88	-88	44	115	
2012/13-1	Lab	srgt LCS	10/22/2012	Organic	2,4,6-Tribromophenol	n/a	=	28.9	µg/L	EPA 8270Cm	-88	-88			
2012/13-1	Lab	srgt LCS, rec	10/22/2012	Organic	2,4,6-Tribromophenol	n/a	=	72	%	EPA 8270Cm	-88	-88	44	115	
2012/13-1	Lab	srgt LCS dup	10/22/2012	Organic	2,4,6-Tribromophenol	n/a	=	25.3	µg/L	EPA 8270Cm	-88	-88			
2012/13-1	Lab	srgt LCS dup, rec	10/22/2012	Organic	2,4,6-Tribromophenol	n/a	=	63	%	EPA 8270Cm	-88	-88	44	115	
2012/13-1	MO-OJA	srgt environ	10/19/2012	Organic	2,4,6-Tribromophenol	n/a	=	53	µg/L	EPA 625	-88	-88			
2012/13-1	MO-OJA	srgt environ, rec	10/19/2012	Organic	2,4,6-Tribromophenol	n/a	=	53	%	EPA 625	-88	-88	0.1	157	
2012/13-1	MO-OJA	srgt environ	10/22/2012	Organic	2,4,6-Tribromophenol	n/a	=	23.8	µg/L	EPA 8270Cm	-88	-88			
2012/13-1	MO-OJA	srgt environ, rec	10/22/2012	Organic	2,4,6-Tribromophenol	n/a	=	59	%	EPA 8270Cm	-88	-88	44	115	
2012/13-1	Lab	method blank	10/22/2012	Organic	2,4,6-Trichlorophenol	n/a	<	0.3	µg/L	EPA 8270Cm	0.3	1			
2012/13-1	Lab	LCS	10/22/2012	Organic	2,4,6-Trichlorophenol	n/a	=	5.23	µg/L	EPA 8270Cm	0.3	1			
2012/13-1	Lab	LCS, rec	10/22/2012	Organic	2,4,6-Trichlorophenol	n/a	=	52	%	EPA 8270Cm	-88	-88	52	150	
2012/13-1	Lab	LCS dup	10/22/2012	Organic	2,4,6-Trichlorophenol	n/a	=	5.25	µg/L	EPA 8270Cm	0.3	1			
2012/13-1	Lab	LCS dup, rec	10/22/2012	Organic	2,4,6-Trichlorophenol	n/a	=	52	%	EPA 8270Cm	-88	-88	52	150	
2012/13-1	Lab	LCS, RPD	10/22/2012	Organic	2,4,6-Trichlorophenol	n/a	=	0.4	%	EPA 8270Cm	-88	-88	0	30	
2012/13-1	Lab	method blank	10/22/2012	Organic	2,4-Dichlorophenol	n/a	<	0.51	µg/L	EPA 8270Cm	0.51	1			
2012/13-1	Lab	LCS	10/22/2012	Organic	2,4-Dichlorophenol	n/a	=	5.48	µg/L	EPA 8270Cm	0.51	1			
2012/13-1	Lab	LCS, rec	10/22/2012	Organic	2,4-Dichlorophenol	n/a	=	55	%	EPA 8270Cm	-88	-88	53	106	
2012/13-1	Lab	LCS dup	10/22/2012	Organic	2,4-Dichlorophenol	n/a	=	5.63	µg/L	EPA 8270Cm	0.51	1			
2012/13-1	Lab	LCS dup, rec	10/22/2012	Organic	2,4-Dichlorophenol	n/a	=	56	%	EPA 8270Cm	-88	-88	53	106	
2012/13-1	Lab	LCS, RPD	10/22/2012	Organic	2,4-Dichlorophenol	n/a	=	3	%	EPA 8270Cm	-88	-88	0	30	
2012/13-1	000NONPJ	srgt matrix spike	10/16/2012	Organic	2,4-Dichlorophenylacetic acid	n/a	=	10.8	µg/L	EPA 515.3	-88	-88			QAX
2012/13-1	000NONPJ	srgt matrix spike, rec	10/16/2012	Organic	2,4-Dichlorophenylacetic acid	n/a	=	108	%	EPA 515.3	-88	-88	70	130	QAX
2012/13-1	000NONPJ	srgt matrix spike	10/16/2012	Organic	2,4-Dichlorophenylacetic acid	n/a	=	10.7	µg/L	EPA 515.3	-88	-88			QAX
2012/13-1	000NONPJ	srgt matrix spike, rec	10/16/2012	Organic	2,4-Dichlorophenylacetic acid	n/a	=	107	%	EPA 515.3	-88	-88	70	130	QAX
2012/13-1	000NONPJ	srgt matrix spike dup	10/16/2012	Organic	2,4-Dichlorophenylacetic acid	n/a	=	10.4	µg/L	EPA 515.3	-88	-88			QAX
2012/13-1	000NONPJ	srgt matrix spike dup, rec	10/16/2012	Organic	2,4-Dichlorophenylacetic acid	n/a	=	104	%	EPA 515.3	-88	-88	70	130	QAX
2012/13-1	Lab	srgt method blank	10/16/2012	Organic	2,4-Dichlorophenylacetic acid	n/a	=	9.03	µg/L	EPA 515.3	-88	-88			
2012/13-1	Lab	srgt method blank, rec	10/16/2012	Organic	2,4-Dichlorophenylacetic acid	n/a	=	90	%	EPA 515.3	-88	-88	70	130	
2012/13-1	Lab	srgt LCS	10/16/2012	Organic	2,4-Dichlorophenylacetic acid	n/a	=	9.18	µg/L	EPA 515.3	-88	-88			
2012/13-1	Lab	srgt LCS, rec	10/16/2012	Organic	2,4-Dichlorophenylacetic acid	n/a	=	92	%	EPA 515.3	-88	-88	70	130	
2012/13-1	MO-OJA	srgt environ	10/16/2012	Organic	2,4-Dichlorophenylacetic acid	n/a	=	11.7	µg/L	EPA 515.3	-88	-88			

Appendix F
Laboratory QA/QC Analysis Results

Event ID	Site ID	QAQC Sample Type	Analysis Date	Classification	Constituent	Fraction	Sign	Result	Units	Method	MDL	RL	QA Limit		DQOComp
													Min	Max	
2012/13-1	MO-OJA	srgt environ, rec	10/16/2012	Organic	2,4-Dichlorophenylacetic acid	n/a	=	117	%	EPA 515.3	-88	-88	70	130	
2012/13-1	Lab	method blank	10/22/2012	Organic	2,4-Dimethylphenol	n/a	<	1	µg/L	EPA 8270Cm	1	2			
2012/13-1	Lab	LCS	10/22/2012	Organic	2,4-Dimethylphenol	n/a	=	6.1	µg/L	EPA 8270Cm	1	2			
2012/13-1	Lab	LCS, rec	10/22/2012	Organic	2,4-Dimethylphenol	n/a	=	61	%	EPA 8270Cm	-88	-88	21	99	
2012/13-1	Lab	LCS dup	10/22/2012	Organic	2,4-Dimethylphenol	n/a	=	6.08	µg/L	EPA 8270Cm	1	2			
2012/13-1	Lab	LCS dup, rec	10/22/2012	Organic	2,4-Dimethylphenol	n/a	=	61	%	EPA 8270Cm	-88	-88	21	99	
2012/13-1	Lab	LCS, RPD	10/22/2012	Organic	2,4-Dimethylphenol	n/a	=	0.3	%	EPA 8270Cm	-88	-88	0	30	
2012/13-1	Lab	method blank	10/22/2012	Organic	2,4-Dinitrophenol	n/a	<	1	µg/L	EPA 8270Cm	1	2			
2012/13-1	Lab	LCS	10/22/2012	Organic	2,4-Dinitrophenol	n/a	=	7.77	µg/L	EPA 8270Cm	1	2			
2012/13-1	Lab	LCS, rec	10/22/2012	Organic	2,4-Dinitrophenol	n/a	=	78	%	EPA 8270Cm	-88	-88	2	227	
2012/13-1	Lab	LCS dup	10/22/2012	Organic	2,4-Dinitrophenol	n/a	=	6.27	µg/L	EPA 8270Cm	1	2			
2012/13-1	Lab	LCS dup, rec	10/22/2012	Organic	2,4-Dinitrophenol	n/a	=	63	%	EPA 8270Cm	-88	-88	2	227	
2012/13-1	Lab	LCS, RPD	10/22/2012	Organic	2,4-Dinitrophenol	n/a	=	21	%	EPA 8270Cm	-88	-88	0	30	
2012/13-1	Lab	method blank	10/18/2012	Organic	2,4-Dinitrotoluene	n/a	<	0.18	µg/L	EPA 625	0.18	1			
2012/13-1	Lab	LCS	10/18/2012	Organic	2,4-Dinitrotoluene	n/a	=	36.2	µg/L	EPA 625	0.18	1			
2012/13-1	Lab	LCS, rec	10/18/2012	Organic	2,4-Dinitrotoluene	n/a	=	72	%	EPA 625	-88	-88	39	139	
2012/13-1	Lab	LCS dup	10/18/2012	Organic	2,4-Dinitrotoluene	n/a	=	39.3	µg/L	EPA 625	0.18	1			
2012/13-1	Lab	LCS dup, rec	10/18/2012	Organic	2,4-Dinitrotoluene	n/a	=	79	%	EPA 625	-88	-88	39	139	
2012/13-1	Lab	LCS, RPD	10/18/2012	Organic	2,4-Dinitrotoluene	n/a	=	8	%	EPA 625	-88	-88	0	30	
2012/13-1	Lab	method blank	10/18/2012	Organic	2,6-Dinitrotoluene	n/a	<	0.27	µg/L	EPA 625	0.27	1			
2012/13-1	Lab	LCS	10/18/2012	Organic	2,6-Dinitrotoluene	n/a	=	37	µg/L	EPA 625	0.27	1			
2012/13-1	Lab	LCS, rec	10/18/2012	Organic	2,6-Dinitrotoluene	n/a	=	74	%	EPA 625	-88	-88	50	158	
2012/13-1	Lab	LCS dup	10/18/2012	Organic	2,6-Dinitrotoluene	n/a	=	40	µg/L	EPA 625	0.27	1			
2012/13-1	Lab	LCS dup, rec	10/18/2012	Organic	2,6-Dinitrotoluene	n/a	=	80	%	EPA 625	-88	-88	50	158	
2012/13-1	Lab	LCS, RPD	10/18/2012	Organic	2,6-Dinitrotoluene	n/a	=	8	%	EPA 625	-88	-88	0	30	
2012/13-1	Lab	LCS	10/19/2012	Organic	2-Chloroethyl vinyl ether	n/a	=	6.69	µg/L	EPA 524.2	0.61	1			
2012/13-1	Lab	LCS, rec	10/19/2012	Organic	2-Chloroethyl vinyl ether	n/a	=	112	%	EPA 524.2	-88	-88	70	130	
2012/13-1	Lab	LCS dup	10/19/2012	Organic	2-Chloroethyl vinyl ether	n/a	=	6.55	µg/L	EPA 524.2	0.61	1			
2012/13-1	Lab	LCS dup, rec	10/19/2012	Organic	2-Chloroethyl vinyl ether	n/a	=	109	%	EPA 524.2	-88	-88	70	130	
2012/13-1	Lab	LCS, RPD	10/19/2012	Organic	2-Chloroethyl vinyl ether	n/a	=	2	%	EPA 524.2	-88	-88	0	30	
2012/13-1	Lab	method blank	10/20/2012	Organic	2-Chloroethyl vinyl ether	n/a	<	0.61	µg/L	EPA 524.2	0.61	1			
2012/13-1	Lab	method blank	10/18/2012	Organic	2-Chloronaphthalene	n/a	<	0.45	µg/L	EPA 625	0.45	1			
2012/13-1	Lab	LCS	10/18/2012	Organic	2-Chloronaphthalene	n/a	=	35.2	µg/L	EPA 625	0.45	1			
2012/13-1	Lab	LCS, rec	10/18/2012	Organic	2-Chloronaphthalene	n/a	=	70	%	EPA 625	-88	-88	60	118	
2012/13-1	Lab	LCS dup	10/18/2012	Organic	2-Chloronaphthalene	n/a	=	39.1	µg/L	EPA 625	0.45	1			
2012/13-1	Lab	LCS dup, rec	10/18/2012	Organic	2-Chloronaphthalene	n/a	=	78	%	EPA 625	-88	-88	60	118	
2012/13-1	Lab	LCS, RPD	10/18/2012	Organic	2-Chloronaphthalene	n/a	=	11	%	EPA 625	-88	-88	0	30	
2012/13-1	Lab	method blank	10/22/2012	Organic	2-Chlorophenol	n/a	<	0.65	µg/L	EPA 8270Cm	0.65	1			
2012/13-1	Lab	LCS	10/22/2012	Organic	2-Chlorophenol	n/a	=	4.7	µg/L	EPA 8270Cm	0.65	1			
2012/13-1	Lab	LCS, rec	10/22/2012	Organic	2-Chlorophenol	n/a	=	47	%	EPA 8270Cm	-88	-88	46	92	
2012/13-1	Lab	LCS dup	10/22/2012	Organic	2-Chlorophenol	n/a	=	5	µg/L	EPA 8270Cm	0.65	1			
2012/13-1	Lab	LCS dup, rec	10/22/2012	Organic	2-Chlorophenol	n/a	=	50	%	EPA 8270Cm	-88	-88	46	92	
2012/13-1	Lab	LCS, RPD	10/22/2012	Organic	2-Chlorophenol	n/a	=	6	%	EPA 8270Cm	-88	-88	0	30	
2012/13-1	Lab	srgt method blank	10/18/2012	Organic	2-Fluorobiphenyl	n/a	=	28	µg/L	EPA 625	-88	-88			
2012/13-1	Lab	srgt method blank, rec	10/18/2012	Organic	2-Fluorobiphenyl	n/a	=	56	%	EPA 625	-88	-88	22	130	
2012/13-1	Lab	srgt LCS	10/18/2012	Organic	2-Fluorobiphenyl	n/a	=	34.1	µg/L	EPA 625	-88	-88			
2012/13-1	Lab	srgt LCS, rec	10/18/2012	Organic	2-Fluorobiphenyl	n/a	=	68	%	EPA 625	-88	-88	22	130	

Appendix F
Laboratory QA/QC Analysis Results

Event ID	Site ID	QAQC Sample Type	Analysis Date	Classification	Constituent	Fraction	Sign	Result	Units	Method	MDL	RL	QA Limit		DQOComp
													Min	Max	
2012/13-1	Lab	srgt LCS dup	10/18/2012	Organic	2-Fluorobiphenyl	n/a	=	37.6	µg/L	EPA 625	-88	-88			
2012/13-1	Lab	srgt LCS dup, rec	10/18/2012	Organic	2-Fluorobiphenyl	n/a	=	75	%	EPA 625	-88	-88	22	130	
2012/13-1	Lab	srgt method blank	10/22/2012	Organic	2-Fluorobiphenyl	n/a	=	10.2	µg/L	EPA 8270Cm	-88	-88			
2012/13-1	Lab	srgt method blank, rec	10/22/2012	Organic	2-Fluorobiphenyl	n/a	=	51	%	EPA 8270Cm	-88	-88	51	139	
2012/13-1	Lab	srgt LCS	10/22/2012	Organic	2-Fluorobiphenyl	n/a	=	11.8	µg/L	EPA 8270Cm	-88	-88			
2012/13-1	Lab	srgt LCS, rec	10/22/2012	Organic	2-Fluorobiphenyl	n/a	=	59	%	EPA 8270Cm	-88	-88	51	139	
2012/13-1	Lab	srgt LCS dup	10/22/2012	Organic	2-Fluorobiphenyl	n/a	=	10.8	µg/L	EPA 8270Cm	-88	-88			
2012/13-1	Lab	srgt LCS dup, rec	10/22/2012	Organic	2-Fluorobiphenyl	n/a	=	54	%	EPA 8270Cm	-88	-88	51	139	
2012/13-1	MO-OJA	srgt environ	10/19/2012	Organic	2-Fluorobiphenyl	n/a	=	26.1	µg/L	EPA 625	-88	-88			
2012/13-1	MO-OJA	srgt environ, rec	10/19/2012	Organic	2-Fluorobiphenyl	n/a	=	52	%	EPA 625	-88	-88	22	130	
2012/13-1	MO-OJA	srgt environ	10/22/2012	Organic	2-Fluorobiphenyl	n/a	=	9.69	µg/L	EPA 8270Cm	-88	-88			GN
2012/13-1	MO-OJA	srgt environ, rec	10/22/2012	Organic	2-Fluorobiphenyl	n/a	=	48	%	EPA 8270Cm	-88	-88	51	139	GN
2012/13-1	Lab	srgt method blank	10/18/2012	Organic	2-Fluorophenol	n/a	=	37.4	µg/L	EPA 625	-88	-88			
2012/13-1	Lab	srgt method blank, rec	10/18/2012	Organic	2-Fluorophenol	n/a	=	37	%	EPA 625	-88	-88	6	96	
2012/13-1	Lab	srgt LCS	10/18/2012	Organic	2-Fluorophenol	n/a	=	37.4	µg/L	EPA 625	-88	-88			
2012/13-1	Lab	srgt LCS, rec	10/18/2012	Organic	2-Fluorophenol	n/a	=	37	%	EPA 625	-88	-88	6	96	
2012/13-1	Lab	srgt LCS dup	10/18/2012	Organic	2-Fluorophenol	n/a	=	41.9	µg/L	EPA 625	-88	-88			
2012/13-1	Lab	srgt LCS dup, rec	10/18/2012	Organic	2-Fluorophenol	n/a	=	42	%	EPA 625	-88	-88	6	96	
2012/13-1	Lab	srgt method blank	10/22/2012	Organic	2-Fluorophenol	n/a	=	12.3	µg/L	EPA 8270Cm	-88	-88			
2012/13-1	Lab	srgt method blank, rec	10/22/2012	Organic	2-Fluorophenol	n/a	=	31	%	EPA 8270Cm	-88	-88	24	82	
2012/13-1	Lab	srgt LCS	10/22/2012	Organic	2-Fluorophenol	n/a	=	14.4	µg/L	EPA 8270Cm	-88	-88			
2012/13-1	Lab	srgt LCS, rec	10/22/2012	Organic	2-Fluorophenol	n/a	=	36	%	EPA 8270Cm	-88	-88	24	82	
2012/13-1	Lab	srgt LCS dup	10/22/2012	Organic	2-Fluorophenol	n/a	=	15	µg/L	EPA 8270Cm	-88	-88			
2012/13-1	Lab	srgt LCS dup, rec	10/22/2012	Organic	2-Fluorophenol	n/a	=	38	%	EPA 8270Cm	-88	-88	24	82	
2012/13-1	MO-OJA	srgt environ	10/19/2012	Organic	2-Fluorophenol	n/a	=	32.7	µg/L	EPA 625	-88	-88			
2012/13-1	MO-OJA	srgt environ, rec	10/19/2012	Organic	2-Fluorophenol	n/a	=	33	%	EPA 625	-88	-88	6	96	
2012/13-1	MO-OJA	srgt environ	10/22/2012	Organic	2-Fluorophenol	n/a	=	14.9	µg/L	EPA 8270Cm	-88	-88			
2012/13-1	MO-OJA	srgt environ, rec	10/22/2012	Organic	2-Fluorophenol	n/a	=	37	%	EPA 8270Cm	-88	-88	24	82	
2012/13-1	Lab	method blank	10/22/2012	Organic	2-Methylnaphthalene	n/a	<	0.1	µg/L	EPA 8270Cm	0.1	0.1			
2012/13-1	Lab	method blank	10/22/2012	Organic	2-Methylphenol	n/a	<	0.34	µg/L	EPA 8270Cm	0.34	1			
2012/13-1	Lab	method blank	10/22/2012	Organic	2-Nitrophenol	n/a	<	0.71	µg/L	EPA 8270Cm	0.71	1			
2012/13-1	Lab	LCS	10/22/2012	Organic	2-Nitrophenol	n/a	=	5.8	µg/L	EPA 8270Cm	0.71	1			
2012/13-1	Lab	LCS, rec	10/22/2012	Organic	2-Nitrophenol	n/a	=	58	%	EPA 8270Cm	-88	-88	48	197	
2012/13-1	Lab	LCS dup	10/22/2012	Organic	2-Nitrophenol	n/a	=	6.18	µg/L	EPA 8270Cm	0.71	1			
2012/13-1	Lab	LCS dup, rec	10/22/2012	Organic	2-Nitrophenol	n/a	=	62	%	EPA 8270Cm	-88	-88	48	197	
2012/13-1	Lab	LCS, RPD	10/22/2012	Organic	2-Nitrophenol	n/a	=	6	%	EPA 8270Cm	-88	-88	0	30	
2012/13-1	Lab	method blank	10/18/2012	Organic	3,3'-Dichlorobenzidine	n/a	<	1.2	µg/L	EPA 625	1.2	5			
2012/13-1	Lab	LCS	10/18/2012	Organic	3,3'-Dichlorobenzidine	n/a	=	39	µg/L	EPA 625	1.2	5			
2012/13-1	Lab	LCS, rec	10/18/2012	Organic	3,3'-Dichlorobenzidine	n/a	=	78	%	EPA 625	-88	-88	0.1	262	
2012/13-1	Lab	LCS dup	10/18/2012	Organic	3,3'-Dichlorobenzidine	n/a	=	44.8	µg/L	EPA 625	1.2	5			
2012/13-1	Lab	LCS dup, rec	10/18/2012	Organic	3,3'-Dichlorobenzidine	n/a	=	90	%	EPA 625	-88	-88	0.1	262	
2012/13-1	Lab	LCS, RPD	10/18/2012	Organic	3,3'-Dichlorobenzidine	n/a	=	14	%	EPA 625	-88	-88	0	30	
2012/13-1	Lab	method blank	10/22/2012	Organic	3-/4-Methylphenol	n/a	<	0.3	µg/L	EPA 8270Cm	0.3	1			
2012/13-1	Lab	method blank	10/22/2012	Organic	4,6-Dinitro-2-methylphenol	n/a	<	0.14	µg/L	EPA 8270Cm	0.14	1			
2012/13-1	Lab	LCS	10/22/2012	Organic	4,6-Dinitro-2-methylphenol	n/a	=	7.33	µg/L	EPA 8270Cm	0.14	1			
2012/13-1	Lab	LCS, rec	10/22/2012	Organic	4,6-Dinitro-2-methylphenol	n/a	=	73	%	EPA 8270Cm	-88	-88	56	227	
2012/13-1	Lab	LCS dup	10/22/2012	Organic	4,6-Dinitro-2-methylphenol	n/a	=	6.19	µg/L	EPA 8270Cm	0.14	1			

Appendix F
Laboratory QA/QC Analysis Results

Event ID	Site ID	QAQC Sample Type	Analysis Date	Classification	Constituent	Fraction	Sign	Result	Units	Method	MDL	RL	QA Limit		DQOComp
													Min	Max	
2012/13-1	Lab	LCS dup, rec	10/22/2012	Organic	4,6-Dinitro-2-methylphenol	n/a	=	62	%	EPA 8270Cm	-88	-88	56	227	
2012/13-1	Lab	LCS, RPD	10/22/2012	Organic	4,6-Dinitro-2-methylphenol	n/a	=	17	%	EPA 8270Cm	-88	-88	0	30	
2012/13-1	Lab	srgt LCS	10/19/2012	Organic	4-Bromofluorobenzene	n/a	=	10.3	µg/L	EPA 524.2	-88	-88			
2012/13-1	Lab	srgt LCS, rec	10/19/2012	Organic	4-Bromofluorobenzene	n/a	=	103	%	EPA 524.2	-88	-88	70	130	
2012/13-1	Lab	srgt LCS dup	10/19/2012	Organic	4-Bromofluorobenzene	n/a	=	10.2	µg/L	EPA 524.2	-88	-88			
2012/13-1	Lab	srgt LCS dup, rec	10/19/2012	Organic	4-Bromofluorobenzene	n/a	=	102	%	EPA 524.2	-88	-88	70	130	
2012/13-1	Lab	srgt method blank	10/20/2012	Organic	4-Bromofluorobenzene	n/a	=	9.67	µg/L	EPA 524.2	-88	-88			
2012/13-1	Lab	srgt method blank, rec	10/20/2012	Organic	4-Bromofluorobenzene	n/a	=	97	%	EPA 524.2	-88	-88	70	130	
2012/13-1	MO-OJA	srgt environ	10/20/2012	Organic	4-Bromofluorobenzene	n/a	=	9.87	µg/L	EPA 524.2	-88	-88			
2012/13-1	MO-OJA	srgt environ, rec	10/20/2012	Organic	4-Bromofluorobenzene	n/a	=	99	%	EPA 524.2	-88	-88	70	130	
2012/13-1	Lab	method blank	10/18/2012	Organic	4-Bromophenyl phenyl ether	n/a	<	0.36	µg/L	EPA 625	0.36	1			
2012/13-1	Lab	LCS	10/18/2012	Organic	4-Bromophenyl phenyl ether	n/a	=	29.4	µg/L	EPA 625	0.36	1			
2012/13-1	Lab	LCS, rec	10/18/2012	Organic	4-Bromophenyl phenyl ether	n/a	=	59	%	EPA 625	-88	-88	56	127	
2012/13-1	Lab	LCS dup	10/18/2012	Organic	4-Bromophenyl phenyl ether	n/a	=	31.8	µg/L	EPA 625	0.36	1			
2012/13-1	Lab	LCS dup, rec	10/18/2012	Organic	4-Bromophenyl phenyl ether	n/a	=	64	%	EPA 625	-88	-88	56	127	
2012/13-1	Lab	LCS, RPD	10/18/2012	Organic	4-Bromophenyl phenyl ether	n/a	=	8	%	EPA 625	-88	-88	0	30	
2012/13-1	Lab	method blank	10/22/2012	Organic	4-Chloro-3-methylphenol	n/a	<	0.37	µg/L	EPA 8270Cm	0.37	1			
2012/13-1	Lab	LCS	10/22/2012	Organic	4-Chloro-3-methylphenol	n/a	=	4.97	µg/L	EPA 8270Cm	0.37	1			EUM
2012/13-1	Lab	LCS, rec	10/22/2012	Organic	4-Chloro-3-methylphenol	n/a	=	50	%	EPA 8270Cm	-88	-88	51	112	EUM
2012/13-1	Lab	LCS dup	10/22/2012	Organic	4-Chloro-3-methylphenol	n/a	=	4.86	µg/L	EPA 8270Cm	0.37	1			EUM
2012/13-1	Lab	LCS dup, rec	10/22/2012	Organic	4-Chloro-3-methylphenol	n/a	=	49	%	EPA 8270Cm	-88	-88	51	112	EUM
2012/13-1	Lab	LCS, RPD	10/22/2012	Organic	4-Chloro-3-methylphenol	n/a	=	2	%	EPA 8270Cm	-88	-88	0	30	EUM
2012/13-1	Lab	method blank	10/18/2012	Organic	4-Chlorophenyl phenyl ether	n/a	<	0.41	µg/L	EPA 625	0.41	1			
2012/13-1	Lab	LCS	10/18/2012	Organic	4-Chlorophenyl phenyl ether	n/a	=	33.5	µg/L	EPA 625	0.41	1			
2012/13-1	Lab	LCS, rec	10/18/2012	Organic	4-Chlorophenyl phenyl ether	n/a	=	67	%	EPA 625	-88	-88	25	158	
2012/13-1	Lab	LCS dup	10/18/2012	Organic	4-Chlorophenyl phenyl ether	n/a	=	36.1	µg/L	EPA 625	0.41	1			
2012/13-1	Lab	LCS dup, rec	10/18/2012	Organic	4-Chlorophenyl phenyl ether	n/a	=	72	%	EPA 625	-88	-88	25	158	
2012/13-1	Lab	LCS, RPD	10/18/2012	Organic	4-Chlorophenyl phenyl ether	n/a	=	8	%	EPA 625	-88	-88	0	30	
2012/13-1	Lab	method blank	10/22/2012	Organic	4-Nitrophenol	n/a	<	1	µg/L	EPA 8270Cm	1	2			
2012/13-1	Lab	LCS	10/22/2012	Organic	4-Nitrophenol	n/a	DNQ	1.79	µg/L	EPA 8270Cm	1	2			
2012/13-1	Lab	LCS, rec	10/22/2012	Organic	4-Nitrophenol	n/a	=	18	%	EPA 8270Cm	-88	-88	15	73	
2012/13-1	Lab	LCS dup	10/22/2012	Organic	4-Nitrophenol	n/a	DNQ	1.5	µg/L	EPA 8270Cm	1	2			
2012/13-1	Lab	LCS dup, rec	10/22/2012	Organic	4-Nitrophenol	n/a	=	15	%	EPA 8270Cm	-88	-88	15	73	
2012/13-1	Lab	LCS, RPD	10/22/2012	Organic	4-Nitrophenol	n/a	=	18	%	EPA 8270Cm	-88	-88	0	30	
2012/13-1	Lab	method blank	10/22/2012	Organic	Acenaphthene	n/a	<	0.1	µg/L	EPA 8270Cm	0.1	0.1			
2012/13-1	Lab	LCS	10/22/2012	Organic	Acenaphthene	n/a	=	4.04	µg/L	EPA 8270Cm	0.1	0.1			EUM
2012/13-1	Lab	LCS, rec	10/22/2012	Organic	Acenaphthene	n/a	=	40	%	EPA 8270Cm	-88	-88	47	145	EUM
2012/13-1	Lab	LCS dup	10/22/2012	Organic	Acenaphthene	n/a	=	4.52	µg/L	EPA 8270Cm	0.1	0.1			EUM
2012/13-1	Lab	LCS dup, rec	10/22/2012	Organic	Acenaphthene	n/a	=	45	%	EPA 8270Cm	-88	-88	47	145	EUM
2012/13-1	Lab	LCS, RPD	10/22/2012	Organic	Acenaphthene	n/a	=	11	%	EPA 8270Cm	-88	-88	0	30	EUM
2012/13-1	Lab	method blank	10/22/2012	Organic	Acenaphthylene	n/a	<	0.1	µg/L	EPA 8270Cm	0.1	0.1			
2012/13-1	Lab	LCS	10/22/2012	Organic	Acenaphthylene	n/a	=	4.7	µg/L	EPA 8270Cm	0.1	0.1			
2012/13-1	Lab	LCS, rec	10/22/2012	Organic	Acenaphthylene	n/a	=	47	%	EPA 8270Cm	-88	-88	33	145	
2012/13-1	Lab	LCS dup	10/22/2012	Organic	Acenaphthylene	n/a	=	5.23	µg/L	EPA 8270Cm	0.1	0.1			
2012/13-1	Lab	LCS dup, rec	10/22/2012	Organic	Acenaphthylene	n/a	=	52	%	EPA 8270Cm	-88	-88	33	145	
2012/13-1	Lab	LCS, RPD	10/22/2012	Organic	Acenaphthylene	n/a	=	11	%	EPA 8270Cm	-88	-88	0	30	
2012/13-1	Lab	method blank	10/22/2012	Organic	Anthracene	n/a	<	0.1	µg/L	EPA 8270Cm	0.1	0.1			

Appendix F
Laboratory QA/QC Analysis Results

Event ID	Site ID	QAQC Sample Type	Analysis Date	Classification	Constituent	Fraction	Sign	Result	Units	Method	MDL	RL	QA Limit		DQOComp
													Min	Max	
2012/13-1	Lab	LCS	10/22/2012	Organic	Anthracene	n/a	=	6.38	µg/L	EPA 8270Cm	0.1	0.1			
2012/13-1	Lab	LCS, rec	10/22/2012	Organic	Anthracene	n/a	=	64	%	EPA 8270Cm	-88	-88	27	133	
2012/13-1	Lab	LCS dup	10/22/2012	Organic	Anthracene	n/a	=	6.33	µg/L	EPA 8270Cm	0.1	0.1			
2012/13-1	Lab	LCS dup, rec	10/22/2012	Organic	Anthracene	n/a	=	63	%	EPA 8270Cm	-88	-88	27	133	
2012/13-1	Lab	LCS, RPD	10/22/2012	Organic	Anthracene	n/a	=	0.8	%	EPA 8270Cm	-88	-88	0	30	
2012/13-1	Lab	method blank	10/22/2012	Organic	Benz(a)anthracene	n/a	<	0.1	µg/L	EPA 8270Cm	0.1	0.1			
2012/13-1	Lab	LCS	10/22/2012	Organic	Benz(a)anthracene	n/a	=	3.52	µg/L	EPA 8270Cm	0.1	0.1			
2012/13-1	Lab	LCS, rec	10/22/2012	Organic	Benz(a)anthracene	n/a	=	35	%	EPA 8270Cm	-88	-88	33	143	
2012/13-1	Lab	LCS dup	10/22/2012	Organic	Benz(a)anthracene	n/a	=	3.63	µg/L	EPA 8270Cm	0.1	0.1			
2012/13-1	Lab	LCS dup, rec	10/22/2012	Organic	Benz(a)anthracene	n/a	=	36	%	EPA 8270Cm	-88	-88	33	143	
2012/13-1	Lab	LCS, RPD	10/22/2012	Organic	Benz(a)anthracene	n/a	=	3	%	EPA 8270Cm	-88	-88	0	30	
2012/13-1	Lab	method blank	10/18/2012	Organic	Benzidine	n/a	<	3.7	µg/L	EPA 625	3.7	5			
2012/13-1	000NONPJ	matrix spike	10/23/2012	Organic	Benzo(a)pyrene	n/a	=	3.3	µg/L	EPA 525.2	0.07	0.1			QAX
2012/13-1	000NONPJ	matrix spike, rec	10/23/2012	Organic	Benzo(a)pyrene	n/a	=	66	%	EPA 525.2	-88	-88	29	153	QAX
2012/13-1	000NONPJ	matrix spike dup	10/23/2012	Organic	Benzo(a)pyrene	n/a	=	3.18	µg/L	EPA 525.2	0.07	0.1			QAX
2012/13-1	000NONPJ	matrix spike dup, rec	10/23/2012	Organic	Benzo(a)pyrene	n/a	=	64	%	EPA 525.2	-88	-88	29	153	QAX
2012/13-1	000NONPJ	matrix spike, RPD	10/23/2012	Organic	Benzo(a)pyrene	n/a	=	4	%	EPA 525.2	-88	-88	0	30	QAX
2012/13-1	Lab	method blank	10/23/2012	Organic	Benzo(a)pyrene	n/a	<	0.07	µg/L	EPA 525.2	0.07	0.1			
2012/13-1	Lab	LCS	10/23/2012	Organic	Benzo(a)pyrene	n/a	=	4.17	µg/L	EPA 525.2	0.07	0.1			
2012/13-1	Lab	LCS, rec	10/23/2012	Organic	Benzo(a)pyrene	n/a	=	83	%	EPA 525.2	-88	-88	54	136	
2012/13-1	Lab	method blank	10/22/2012	Organic	Benzo(b)fluoranthene	n/a	<	0.1	µg/L	EPA 8270Cm	0.1	0.1			
2012/13-1	Lab	LCS	10/22/2012	Organic	Benzo(b)fluoranthene	n/a	=	4.01	µg/L	EPA 8270Cm	0.1	0.1			
2012/13-1	Lab	LCS, rec	10/22/2012	Organic	Benzo(b)fluoranthene	n/a	=	40	%	EPA 8270Cm	-88	-88	24	159	
2012/13-1	Lab	LCS dup	10/22/2012	Organic	Benzo(b)fluoranthene	n/a	=	4.3	µg/L	EPA 8270Cm	0.1	0.1			
2012/13-1	Lab	LCS dup, rec	10/22/2012	Organic	Benzo(b)fluoranthene	n/a	=	43	%	EPA 8270Cm	-88	-88	24	159	
2012/13-1	Lab	LCS, RPD	10/22/2012	Organic	Benzo(b)fluoranthene	n/a	=	7	%	EPA 8270Cm	-88	-88	0	30	
2012/13-1	Lab	method blank	10/22/2012	Organic	Benzo(g,h,i)perylene	n/a	<	0.1	µg/L	EPA 8270Cm	0.1	0.1			
2012/13-1	Lab	LCS	10/22/2012	Organic	Benzo(g,h,i)perylene	n/a	=	4.86	µg/L	EPA 8270Cm	0.1	0.1			
2012/13-1	Lab	LCS, rec	10/22/2012	Organic	Benzo(g,h,i)perylene	n/a	=	49	%	EPA 8270Cm	-88	-88	0.1	219	
2012/13-1	Lab	LCS dup	10/22/2012	Organic	Benzo(g,h,i)perylene	n/a	=	5.16	µg/L	EPA 8270Cm	0.1	0.1			
2012/13-1	Lab	LCS dup, rec	10/22/2012	Organic	Benzo(g,h,i)perylene	n/a	=	52	%	EPA 8270Cm	-88	-88	0.1	219	
2012/13-1	Lab	LCS, RPD	10/22/2012	Organic	Benzo(g,h,i)perylene	n/a	=	6	%	EPA 8270Cm	-88	-88	0	30	
2012/13-1	Lab	method blank	10/22/2012	Organic	Benzo(k)fluoranthene	n/a	<	0.1	µg/L	EPA 8270Cm	0.1	0.1			
2012/13-1	Lab	LCS	10/22/2012	Organic	Benzo(k)fluoranthene	n/a	=	3.94	µg/L	EPA 8270Cm	0.1	0.1			
2012/13-1	Lab	LCS, rec	10/22/2012	Organic	Benzo(k)fluoranthene	n/a	=	39	%	EPA 8270Cm	-88	-88	11	162	
2012/13-1	Lab	LCS dup	10/22/2012	Organic	Benzo(k)fluoranthene	n/a	=	4.28	µg/L	EPA 8270Cm	0.1	0.1			
2012/13-1	Lab	LCS dup, rec	10/22/2012	Organic	Benzo(k)fluoranthene	n/a	=	43	%	EPA 8270Cm	-88	-88	11	162	
2012/13-1	Lab	LCS, RPD	10/22/2012	Organic	Benzo(k)fluoranthene	n/a	=	8	%	EPA 8270Cm	-88	-88	0	30	
2012/13-1	Lab	method blank	10/18/2012	Organic	Bis(2-chloroethoxy)methane	n/a	<	0.25	µg/L	EPA 625	0.25	1			
2012/13-1	Lab	LCS	10/18/2012	Organic	Bis(2-chloroethoxy)methane	n/a	=	35.2	µg/L	EPA 625	0.25	1			
2012/13-1	Lab	LCS, rec	10/18/2012	Organic	Bis(2-chloroethoxy)methane	n/a	=	70	%	EPA 625	-88	-88	33	184	
2012/13-1	Lab	LCS dup	10/18/2012	Organic	Bis(2-chloroethoxy)methane	n/a	=	39.6	µg/L	EPA 625	0.25	1			
2012/13-1	Lab	LCS dup, rec	10/18/2012	Organic	Bis(2-chloroethoxy)methane	n/a	=	79	%	EPA 625	-88	-88	33	184	
2012/13-1	Lab	LCS, RPD	10/18/2012	Organic	Bis(2-chloroethoxy)methane	n/a	=	12	%	EPA 625	-88	-88	0	30	
2012/13-1	Lab	method blank	10/18/2012	Organic	Bis(2-chloroethyl)ether	n/a	<	0.27	µg/L	EPA 625	0.27	1			
2012/13-1	Lab	LCS	10/18/2012	Organic	Bis(2-chloroethyl)ether	n/a	=	30.7	µg/L	EPA 625	0.27	1			
2012/13-1	Lab	LCS, rec	10/18/2012	Organic	Bis(2-chloroethyl)ether	n/a	=	61	%	EPA 625	-88	-88	12	158	

Appendix F
Laboratory QA/QC Analysis Results

Event ID	Site ID	QAQC Sample Type	Analysis Date	Classification	Constituent	Fraction	Sign	Result	Units	Method	MDL	RL	QA Limit		DQOComp
													Min	Max	
2012/13-1	Lab	LCS dup	10/18/2012	Organic	Bis(2-chloroethyl)ether	n/a	=	33.9	µg/L	EPA 625	0.27	1			
2012/13-1	Lab	LCS dup, rec	10/18/2012	Organic	Bis(2-chloroethyl)ether	n/a	=	68	%	EPA 625	-88	-88	12	158	
2012/13-1	Lab	LCS, RPD	10/18/2012	Organic	Bis(2-chloroethyl)ether	n/a	=	10	%	EPA 625	-88	-88	0	30	
2012/13-1	Lab	method blank	10/18/2012	Organic	Bis(2-chloroisopropyl)ether	n/a	<	0.38	µg/L	EPA 625	0.38	1			
2012/13-1	Lab	LCS	10/18/2012	Organic	Bis(2-chloroisopropyl)ether	n/a	=	35.8	µg/L	EPA 625	0.38	1			
2012/13-1	Lab	LCS, rec	10/18/2012	Organic	Bis(2-chloroisopropyl)ether	n/a	=	72	%	EPA 625	-88	-88	36	166	
2012/13-1	Lab	LCS dup	10/18/2012	Organic	Bis(2-chloroisopropyl)ether	n/a	=	40.2	µg/L	EPA 625	0.38	1			
2012/13-1	Lab	LCS dup, rec	10/18/2012	Organic	Bis(2-chloroisopropyl)ether	n/a	=	80	%	EPA 625	-88	-88	36	166	
2012/13-1	Lab	LCS, RPD	10/18/2012	Organic	Bis(2-chloroisopropyl)ether	n/a	=	12	%	EPA 625	-88	-88	0	30	
2012/13-1	000NONPJ	matrix spike	10/23/2012	Organic	Bis(2-ethylhexyl)adipate	n/a	=	6.16	µg/L	EPA 525.2	0.1	5			QAX
2012/13-1	000NONPJ	matrix spike, rec	10/23/2012	Organic	Bis(2-ethylhexyl)adipate	n/a	=	123	%	EPA 525.2	-88	-88	28	147	QAX
2012/13-1	000NONPJ	matrix spike dup	10/23/2012	Organic	Bis(2-ethylhexyl)adipate	n/a	=	5.64	µg/L	EPA 525.2	0.1	5			QAX
2012/13-1	000NONPJ	matrix spike dup, rec	10/23/2012	Organic	Bis(2-ethylhexyl)adipate	n/a	=	113	%	EPA 525.2	-88	-88	28	147	QAX
2012/13-1	000NONPJ	matrix spike, RPD	10/23/2012	Organic	Bis(2-ethylhexyl)adipate	n/a	=	9	%	EPA 525.2	-88	-88	0	30	QAX
2012/13-1	Lab	method blank	10/23/2012	Organic	Bis(2-ethylhexyl)adipate	n/a	<	0.1	µg/L	EPA 525.2	0.1	5			
2012/13-1	Lab	LCS	10/23/2012	Organic	Bis(2-ethylhexyl)adipate	n/a	=	5.23	µg/L	EPA 525.2	0.1	5			
2012/13-1	Lab	LCS, rec	10/23/2012	Organic	Bis(2-ethylhexyl)adipate	n/a	=	105	%	EPA 525.2	-88	-88	50	145	
2012/13-1	000NONPJ	matrix spike	10/23/2012	Organic	Bis(2-ethylhexyl)phthalate	n/a	=	5.76	µg/L	EPA 525.2	1.1	3			QAX
2012/13-1	000NONPJ	matrix spike, rec	10/23/2012	Organic	Bis(2-ethylhexyl)phthalate	n/a	=	115	%	EPA 525.2	-88	-88	23	154	QAX
2012/13-1	000NONPJ	matrix spike dup	10/23/2012	Organic	Bis(2-ethylhexyl)phthalate	n/a	=	5.33	µg/L	EPA 525.2	1.1	3			QAX
2012/13-1	000NONPJ	matrix spike dup, rec	10/23/2012	Organic	Bis(2-ethylhexyl)phthalate	n/a	=	107	%	EPA 525.2	-88	-88	23	154	QAX
2012/13-1	000NONPJ	matrix spike, RPD	10/23/2012	Organic	Bis(2-ethylhexyl)phthalate	n/a	=	8	%	EPA 525.2	-88	-88	0	30	QAX
2012/13-1	Lab	method blank	10/23/2012	Organic	Bis(2-ethylhexyl)phthalate	n/a	<	1.1	µg/L	EPA 525.2	1.1	3			
2012/13-1	Lab	LCS	10/23/2012	Organic	Bis(2-ethylhexyl)phthalate	n/a	=	4.95	µg/L	EPA 525.2	1.1	3			
2012/13-1	Lab	LCS, rec	10/23/2012	Organic	Bis(2-ethylhexyl)phthalate	n/a	=	99	%	EPA 525.2	-88	-88	54	142	
2012/13-1	Lab	method blank	10/18/2012	Organic	Butyl benzyl phthalate	n/a	<	0.18	µg/L	EPA 625	0.18	1			
2012/13-1	Lab	LCS	10/18/2012	Organic	Butyl benzyl phthalate	n/a	=	39.7	µg/L	EPA 625	0.18	1			
2012/13-1	Lab	LCS, rec	10/18/2012	Organic	Butyl benzyl phthalate	n/a	=	79	%	EPA 625	-88	-88	0.1	152	
2012/13-1	Lab	LCS dup	10/18/2012	Organic	Butyl benzyl phthalate	n/a	=	42.7	µg/L	EPA 625	0.18	1			
2012/13-1	Lab	LCS dup, rec	10/18/2012	Organic	Butyl benzyl phthalate	n/a	=	85	%	EPA 625	-88	-88	0.1	152	
2012/13-1	Lab	LCS, RPD	10/18/2012	Organic	Butyl benzyl phthalate	n/a	=	7	%	EPA 625	-88	-88	0	30	
2012/13-1	Lab	method blank	10/22/2012	Organic	Chrysene	n/a	<	0.1	µg/L	EPA 8270Cm	0.1	0.1			
2012/13-1	Lab	LCS	10/22/2012	Organic	Chrysene	n/a	=	6.16	µg/L	EPA 8270Cm	0.1	0.1			
2012/13-1	Lab	LCS, rec	10/22/2012	Organic	Chrysene	n/a	=	62	%	EPA 8270Cm	-88	-88	17	168	
2012/13-1	Lab	LCS dup	10/22/2012	Organic	Chrysene	n/a	=	6.27	µg/L	EPA 8270Cm	0.1	0.1			
2012/13-1	Lab	LCS dup, rec	10/22/2012	Organic	Chrysene	n/a	=	63	%	EPA 8270Cm	-88	-88	17	168	
2012/13-1	Lab	LCS, RPD	10/22/2012	Organic	Chrysene	n/a	=	2	%	EPA 8270Cm	-88	-88	0	30	
2012/13-1	Lab	method blank	10/18/2012	Organic	Dibenz(a,h)anthracene	n/a	<	0.08	µg/L	EPA 625	0.08	2			
2012/13-1	Lab	LCS	10/18/2012	Organic	Dibenz(a,h)anthracene	n/a	=	29.3	µg/L	EPA 625	0.08	2			
2012/13-1	Lab	LCS, rec	10/18/2012	Organic	Dibenz(a,h)anthracene	n/a	=	59	%	EPA 625	-88	-88	0.1	227	
2012/13-1	Lab	LCS dup	10/18/2012	Organic	Dibenz(a,h)anthracene	n/a	=	32.3	µg/L	EPA 625	0.08	2			
2012/13-1	Lab	LCS dup, rec	10/18/2012	Organic	Dibenz(a,h)anthracene	n/a	=	65	%	EPA 625	-88	-88	0.1	227	
2012/13-1	Lab	LCS, RPD	10/18/2012	Organic	Dibenz(a,h)anthracene	n/a	=	10	%	EPA 625	-88	-88	0	30	
2012/13-1	Lab	method blank	10/22/2012	Organic	Dibenz(a,h)anthracene	n/a	<	0.1	µg/L	EPA 8270Cm	0.1	0.1			
2012/13-1	Lab	LCS	10/22/2012	Organic	Dibenz(a,h)anthracene	n/a	=	5.1	µg/L	EPA 8270Cm	0.1	0.1			
2012/13-1	Lab	LCS, rec	10/22/2012	Organic	Dibenz(a,h)anthracene	n/a	=	51	%	EPA 8270Cm	-88	-88	0.1	227	
2012/13-1	Lab	LCS dup	10/22/2012	Organic	Dibenz(a,h)anthracene	n/a	=	5.37	µg/L	EPA 8270Cm	0.1	0.1			

Appendix F
Laboratory QA/QC Analysis Results

Event ID	Site ID	QAQC Sample Type	Analysis Date	Classification	Constituent	Fraction	Sign	Result	Units	Method	MDL	RL	QA Limit		DQOComp
													Min	Max	
2012/13-1	Lab	LCS dup, rec	10/22/2012	Organic	Dibenz(a,h)anthracene	n/a	=	54	%	EPA 8270Cm	-88	-88	0.1	227	
2012/13-1	Lab	LCS, RPD	10/22/2012	Organic	Dibenz(a,h)anthracene	n/a	=	5	%	EPA 8270Cm	-88	-88	0	30	
2012/13-1	Lab	method blank	10/18/2012	Organic	Diethyl phthalate	n/a	<	0.15	µg/L	EPA 625	0.15	1			
2012/13-1	Lab	LCS	10/18/2012	Organic	Diethyl phthalate	n/a	=	35.9	µg/L	EPA 625	0.15	1			
2012/13-1	Lab	LCS, rec	10/18/2012	Organic	Diethyl phthalate	n/a	=	72	%	EPA 625	-88	-88	0.1	112	
2012/13-1	Lab	LCS dup	10/18/2012	Organic	Diethyl phthalate	n/a	=	38.8	µg/L	EPA 625	0.15	1			
2012/13-1	Lab	LCS dup, rec	10/18/2012	Organic	Diethyl phthalate	n/a	=	78	%	EPA 625	-88	-88	0.1	112	
2012/13-1	Lab	LCS, RPD	10/18/2012	Organic	Diethyl phthalate	n/a	=	8	%	EPA 625	-88	-88	0	30	
2012/13-1	Lab	method blank	10/18/2012	Organic	Dimethyl phthalate	n/a	<	0.18	µg/L	EPA 625	0.18	1			
2012/13-1	Lab	LCS	10/18/2012	Organic	Dimethyl phthalate	n/a	=	36.3	µg/L	EPA 625	0.18	1			
2012/13-1	Lab	LCS, rec	10/18/2012	Organic	Dimethyl phthalate	n/a	=	73	%	EPA 625	-88	-88	0.1	112	
2012/13-1	Lab	LCS dup	10/18/2012	Organic	Dimethyl phthalate	n/a	=	38.8	µg/L	EPA 625	0.18	1			
2012/13-1	Lab	LCS dup, rec	10/18/2012	Organic	Dimethyl phthalate	n/a	=	78	%	EPA 625	-88	-88	0.1	112	
2012/13-1	Lab	LCS, RPD	10/18/2012	Organic	Dimethyl phthalate	n/a	=	7	%	EPA 625	-88	-88	0	30	
2012/13-1	Lab	method blank	10/18/2012	Organic	Di-n-butylphthalate	n/a	<	0.24	µg/L	EPA 625	0.24	1			
2012/13-1	Lab	LCS	10/18/2012	Organic	Di-n-butylphthalate	n/a	=	44.4	µg/L	EPA 625	0.24	1			
2012/13-1	Lab	LCS, rec	10/18/2012	Organic	Di-n-butylphthalate	n/a	=	89	%	EPA 625	-88	-88	1	118	
2012/13-1	Lab	LCS dup	10/18/2012	Organic	Di-n-butylphthalate	n/a	=	47.2	µg/L	EPA 625	0.24	1			
2012/13-1	Lab	LCS dup, rec	10/18/2012	Organic	Di-n-butylphthalate	n/a	=	94	%	EPA 625	-88	-88	1	118	
2012/13-1	Lab	LCS, RPD	10/18/2012	Organic	Di-n-butylphthalate	n/a	=	6	%	EPA 625	-88	-88	0	30	
2012/13-1	Lab	method blank	10/18/2012	Organic	Di-n-octylphthalate	n/a	<	0.19	µg/L	EPA 625	0.19	1			
2012/13-1	Lab	LCS	10/18/2012	Organic	Di-n-octylphthalate	n/a	=	37.2	µg/L	EPA 625	0.19	1			
2012/13-1	Lab	LCS, rec	10/18/2012	Organic	Di-n-octylphthalate	n/a	=	74	%	EPA 625	-88	-88	6	146	
2012/13-1	Lab	LCS dup	10/18/2012	Organic	Di-n-octylphthalate	n/a	=	40	µg/L	EPA 625	0.19	1			
2012/13-1	Lab	LCS dup, rec	10/18/2012	Organic	Di-n-octylphthalate	n/a	=	80	%	EPA 625	-88	-88	6	146	
2012/13-1	Lab	LCS, RPD	10/18/2012	Organic	Di-n-octylphthalate	n/a	=	7	%	EPA 625	-88	-88	0	30	
2012/13-1	Lab	method blank	10/22/2012	Organic	Fluoranthene	n/a	<	0.1	µg/L	EPA 8270Cm	0.1	0.1			
2012/13-1	Lab	LCS	10/22/2012	Organic	Fluoranthene	n/a	=	5.44	µg/L	EPA 8270Cm	0.1	0.1			
2012/13-1	Lab	LCS, rec	10/22/2012	Organic	Fluoranthene	n/a	=	54	%	EPA 8270Cm	-88	-88	26	137	
2012/13-1	Lab	LCS dup	10/22/2012	Organic	Fluoranthene	n/a	=	5.26	µg/L	EPA 8270Cm	0.1	0.1			
2012/13-1	Lab	LCS dup, rec	10/22/2012	Organic	Fluoranthene	n/a	=	53	%	EPA 8270Cm	-88	-88	26	137	
2012/13-1	Lab	LCS, RPD	10/22/2012	Organic	Fluoranthene	n/a	=	3	%	EPA 8270Cm	-88	-88	0	30	
2012/13-1	Lab	method blank	10/22/2012	Organic	Fluorene	n/a	<	0.1	µg/L	EPA 8270Cm	0.1	0.1			
2012/13-1	Lab	LCS	10/22/2012	Organic	Fluorene	n/a	=	5.12	µg/L	EPA 8270Cm	0.1	0.1			EUM
2012/13-1	Lab	LCS, rec	10/22/2012	Organic	Fluorene	n/a	=	51	%	EPA 8270Cm	-88	-88	59	121	EUM
2012/13-1	Lab	LCS dup	10/22/2012	Organic	Fluorene	n/a	=	5.42	µg/L	EPA 8270Cm	0.1	0.1			EUM
2012/13-1	Lab	LCS dup, rec	10/22/2012	Organic	Fluorene	n/a	=	54	%	EPA 8270Cm	-88	-88	59	121	EUM
2012/13-1	Lab	LCS, RPD	10/22/2012	Organic	Fluorene	n/a	=	6	%	EPA 8270Cm	-88	-88	0	30	EUM
2012/13-1	Lab	method blank	10/18/2012	Organic	Hexachlorobenzene	n/a	<	0.49	µg/L	EPA 625	0.49	1			
2012/13-1	Lab	LCS	10/18/2012	Organic	Hexachlorobenzene	n/a	=	31.1	µg/L	EPA 625	0.49	1			
2012/13-1	Lab	LCS, rec	10/18/2012	Organic	Hexachlorobenzene	n/a	=	62	%	EPA 625	-88	-88	0.1	152	
2012/13-1	Lab	LCS dup	10/18/2012	Organic	Hexachlorobenzene	n/a	=	33.8	µg/L	EPA 625	0.49	1			
2012/13-1	Lab	LCS dup, rec	10/18/2012	Organic	Hexachlorobenzene	n/a	=	68	%	EPA 625	-88	-88	0.1	152	
2012/13-1	Lab	LCS, RPD	10/18/2012	Organic	Hexachlorobenzene	n/a	=	8	%	EPA 625	-88	-88	0	30	
2012/13-1	Lab	method blank	10/18/2012	Organic	Hexachlorobutadiene	n/a	<	0.47	µg/L	EPA 625	0.47	1			
2012/13-1	Lab	LCS	10/18/2012	Organic	Hexachlorobutadiene	n/a	=	31.1	µg/L	EPA 625	0.47	1			
2012/13-1	Lab	LCS, rec	10/18/2012	Organic	Hexachlorobutadiene	n/a	=	62	%	EPA 625	-88	-88	24	116	

Appendix F
Laboratory QA/QC Analysis Results

Event ID	Site ID	QAQC Sample Type	Analysis Date	Classification	Constituent	Fraction	Sign	Result	Units	Method	MDL	RL	QA Limit		DQOComp
													Min	Max	
2012/13-1	Lab	LCS dup	10/18/2012	Organic	Hexachlorobutadiene	n/a	=	36.1	µg/L	EPA 625	0.47	1			
2012/13-1	Lab	LCS dup, rec	10/18/2012	Organic	Hexachlorobutadiene	n/a	=	72	%	EPA 625	-88	-88	24	116	
2012/13-1	Lab	LCS, RPD	10/18/2012	Organic	Hexachlorobutadiene	n/a	=	15	%	EPA 625	-88	-88	0	30	
2012/13-1	Lab	method blank	10/18/2012	Organic	Hexachlorocyclopentadiene	n/a	<	1.5	µg/L	EPA 625	1.5	5			
2012/13-1	Lab	LCS	10/18/2012	Organic	Hexachlorocyclopentadiene	n/a	=	28.7	µg/L	EPA 625	1.5	5			
2012/13-1	Lab	LCS, rec	10/18/2012	Organic	Hexachlorocyclopentadiene	n/a	=	57	%	EPA 625	-88	-88	0.1	136	
2012/13-1	Lab	LCS dup	10/18/2012	Organic	Hexachlorocyclopentadiene	n/a	=	33.2	µg/L	EPA 625	1.5	5			
2012/13-1	Lab	LCS dup, rec	10/18/2012	Organic	Hexachlorocyclopentadiene	n/a	=	66	%	EPA 625	-88	-88	0.1	136	
2012/13-1	Lab	LCS, RPD	10/18/2012	Organic	Hexachlorocyclopentadiene	n/a	=	14	%	EPA 625	-88	-88	0	30	
2012/13-1	Lab	method blank	10/18/2012	Organic	Hexachloroethane	n/a	<	0.52	µg/L	EPA 625	0.52	1			
2012/13-1	Lab	LCS	10/18/2012	Organic	Hexachloroethane	n/a	=	26.8	µg/L	EPA 625	0.52	1			
2012/13-1	Lab	LCS, rec	10/18/2012	Organic	Hexachloroethane	n/a	=	54	%	EPA 625	-88	-88	40	113	
2012/13-1	Lab	LCS dup	10/18/2012	Organic	Hexachloroethane	n/a	=	31.3	µg/L	EPA 625	0.52	1			
2012/13-1	Lab	LCS dup, rec	10/18/2012	Organic	Hexachloroethane	n/a	=	63	%	EPA 625	-88	-88	40	113	
2012/13-1	Lab	LCS, RPD	10/18/2012	Organic	Hexachloroethane	n/a	=	16	%	EPA 625	-88	-88	0	30	
2012/13-1	Lab	method blank	10/22/2012	Organic	Indeno(1,2,3-cd)pyrene	n/a	<	0.1	µg/L	EPA 8270Cm	0.1	0.1			
2012/13-1	Lab	LCS	10/22/2012	Organic	Indeno(1,2,3-cd)pyrene	n/a	=	5.09	µg/L	EPA 8270Cm	0.1	0.1			
2012/13-1	Lab	LCS, rec	10/22/2012	Organic	Indeno(1,2,3-cd)pyrene	n/a	=	51	%	EPA 8270Cm	-88	-88	0.1	171	
2012/13-1	Lab	LCS dup	10/22/2012	Organic	Indeno(1,2,3-cd)pyrene	n/a	=	5.36	µg/L	EPA 8270Cm	0.1	0.1			
2012/13-1	Lab	LCS dup, rec	10/22/2012	Organic	Indeno(1,2,3-cd)pyrene	n/a	=	54	%	EPA 8270Cm	-88	-88	0.1	171	
2012/13-1	Lab	LCS, RPD	10/22/2012	Organic	Indeno(1,2,3-cd)pyrene	n/a	=	5	%	EPA 8270Cm	-88	-88	0	30	
2012/13-1	Lab	method blank	10/18/2012	Organic	Isophorone	n/a	<	0.21	µg/L	EPA 625	0.21	1			
2012/13-1	Lab	LCS	10/18/2012	Organic	Isophorone	n/a	=	34.8	µg/L	EPA 625	0.21	1			
2012/13-1	Lab	LCS, rec	10/18/2012	Organic	Isophorone	n/a	=	70	%	EPA 625	-88	-88	21	196	
2012/13-1	Lab	LCS dup	10/18/2012	Organic	Isophorone	n/a	=	38.4	µg/L	EPA 625	0.21	1			
2012/13-1	Lab	LCS dup, rec	10/18/2012	Organic	Isophorone	n/a	=	77	%	EPA 625	-88	-88	21	196	
2012/13-1	Lab	LCS, RPD	10/18/2012	Organic	Isophorone	n/a	=	10	%	EPA 625	-88	-88	0	30	
2012/13-1	Lab	LCS	10/19/2012	Organic	Methyl tert-butyl ether (MTBE)	n/a	=	6.78	µg/L	EPA 524.2	0.19	2			
2012/13-1	Lab	LCS, rec	10/19/2012	Organic	Methyl tert-butyl ether (MTBE)	n/a	=	113	%	EPA 524.2	-88	-88	70	130	
2012/13-1	Lab	LCS dup	10/19/2012	Organic	Methyl tert-butyl ether (MTBE)	n/a	=	6.87	µg/L	EPA 524.2	0.19	2			
2012/13-1	Lab	LCS dup, rec	10/19/2012	Organic	Methyl tert-butyl ether (MTBE)	n/a	=	114	%	EPA 524.2	-88	-88	70	130	
2012/13-1	Lab	LCS, RPD	10/19/2012	Organic	Methyl tert-butyl ether (MTBE)	n/a	=	1	%	EPA 524.2	-88	-88	0	30	
2012/13-1	Lab	method blank	10/20/2012	Organic	Methyl tert-butyl ether (MTBE)	n/a	<	0.19	µg/L	EPA 524.2	0.19	2			
2012/13-1	Lab	method blank	10/22/2012	Organic	Naphthalene	n/a	<	0.1	µg/L	EPA 8270Cm	0.1	0.1			
2012/13-1	Lab	LCS	10/22/2012	Organic	Naphthalene	n/a	=	2.79	µg/L	EPA 8270Cm	0.1	0.1			
2012/13-1	Lab	LCS, rec	10/22/2012	Organic	Naphthalene	n/a	=	28	%	EPA 8270Cm	-88	-88	21	133	
2012/13-1	Lab	LCS dup	10/22/2012	Organic	Naphthalene	n/a	=	3.5	µg/L	EPA 8270Cm	0.1	0.1			
2012/13-1	Lab	LCS dup, rec	10/22/2012	Organic	Naphthalene	n/a	=	35	%	EPA 8270Cm	-88	-88	21	133	
2012/13-1	Lab	LCS, RPD	10/22/2012	Organic	Naphthalene	n/a	=	23	%	EPA 8270Cm	-88	-88	0	30	
2012/13-1	Lab	method blank	10/18/2012	Organic	Nitrobenzene	n/a	<	0.36	µg/L	EPA 625	0.36	1			
2012/13-1	Lab	LCS	10/18/2012	Organic	Nitrobenzene	n/a	=	33.7	µg/L	EPA 625	0.36	1			
2012/13-1	Lab	LCS, rec	10/18/2012	Organic	Nitrobenzene	n/a	=	67	%	EPA 625	-88	-88	35	180	
2012/13-1	Lab	LCS dup	10/18/2012	Organic	Nitrobenzene	n/a	=	38.1	µg/L	EPA 625	0.36	1			
2012/13-1	Lab	LCS dup, rec	10/18/2012	Organic	Nitrobenzene	n/a	=	76	%	EPA 625	-88	-88	35	180	
2012/13-1	Lab	LCS, RPD	10/18/2012	Organic	Nitrobenzene	n/a	=	12	%	EPA 625	-88	-88	0	30	
2012/13-1	Lab	srgt method blank	10/18/2012	Organic	Nitrobenzene-d5	n/a	=	31.8	µg/L	EPA 625	-88	-88			
2012/13-1	Lab	srgt method blank, rec	10/18/2012	Organic	Nitrobenzene-d5	n/a	=	64	%	EPA 625	-88	-88	34	139	

Appendix F
Laboratory QA/QC Analysis Results

Event ID	Site ID	QAQC Sample Type	Analysis Date	Classification	Constituent	Fraction	Sign	Result	Units	Method	MDL	RL	QA Limit		DQOComp
													Min	Max	
2012/13-1	Lab	srgt LCS	10/18/2012	Organic	Nitrobenzene-d5	n/a	=	33.5	µg/L	EPA 625	-88	-88			
2012/13-1	Lab	srgt LCS, rec	10/18/2012	Organic	Nitrobenzene-d5	n/a	=	67	%	EPA 625	-88	-88	34	139	
2012/13-1	Lab	srgt LCS dup	10/18/2012	Organic	Nitrobenzene-d5	n/a	=	37.2	µg/L	EPA 625	-88	-88			
2012/13-1	Lab	srgt LCS dup, rec	10/18/2012	Organic	Nitrobenzene-d5	n/a	=	74	%	EPA 625	-88	-88	34	139	
2012/13-1	Lab	srgt method blank	10/22/2012	Organic	Nitrobenzene-d5	n/a	=	11.8	µg/L	EPA 8270Cm	-88	-88			
2012/13-1	Lab	srgt method blank, rec	10/22/2012	Organic	Nitrobenzene-d5	n/a	=	59	%	EPA 8270Cm	-88	-88	51	143	
2012/13-1	Lab	srgt LCS	10/22/2012	Organic	Nitrobenzene-d5	n/a	=	12.5	µg/L	EPA 8270Cm	-88	-88			
2012/13-1	Lab	srgt LCS, rec	10/22/2012	Organic	Nitrobenzene-d5	n/a	=	62	%	EPA 8270Cm	-88	-88	51	143	
2012/13-1	Lab	srgt LCS dup	10/22/2012	Organic	Nitrobenzene-d5	n/a	=	13	µg/L	EPA 8270Cm	-88	-88			
2012/13-1	Lab	srgt LCS dup, rec	10/22/2012	Organic	Nitrobenzene-d5	n/a	=	65	%	EPA 8270Cm	-88	-88	51	143	
2012/13-1	MO-OJA	srgt environ	10/19/2012	Organic	Nitrobenzene-d5	n/a	=	29	µg/L	EPA 625	-88	-88			
2012/13-1	MO-OJA	srgt environ, rec	10/19/2012	Organic	Nitrobenzene-d5	n/a	=	58	%	EPA 625	-88	-88	34	139	
2012/13-1	MO-OJA	srgt environ	10/22/2012	Organic	Nitrobenzene-d5	n/a	=	13	µg/L	EPA 8270Cm	-88	-88			
2012/13-1	MO-OJA	srgt environ, rec	10/22/2012	Organic	Nitrobenzene-d5	n/a	=	65	%	EPA 8270Cm	-88	-88	51	143	
2012/13-1	Lab	method blank	10/18/2012	Organic	N-Nitrosodimethylamine	n/a	<	0.14	µg/L	EPA 625	0.14	1			
2012/13-1	Lab	LCS	10/18/2012	Organic	N-Nitrosodimethylamine	n/a	=	17.4	µg/L	EPA 625	0.14	1			
2012/13-1	Lab	LCS, rec	10/18/2012	Organic	N-Nitrosodimethylamine	n/a	=	35	%	EPA 625	-88	-88	27	78	
2012/13-1	Lab	LCS dup	10/18/2012	Organic	N-Nitrosodimethylamine	n/a	=	17.8	µg/L	EPA 625	0.14	1			
2012/13-1	Lab	LCS dup, rec	10/18/2012	Organic	N-Nitrosodimethylamine	n/a	=	36	%	EPA 625	-88	-88	27	78	
2012/13-1	Lab	LCS, RPD	10/18/2012	Organic	N-Nitrosodimethylamine	n/a	=	2	%	EPA 625	-88	-88	0	30	
2012/13-1	Lab	method blank	10/18/2012	Organic	N-Nitrosodi-N-propylamine	n/a	<	0.26	µg/L	EPA 625	0.26	1			
2012/13-1	Lab	LCS	10/18/2012	Organic	N-Nitrosodi-N-propylamine	n/a	=	34.5	µg/L	EPA 625	0.26	1			
2012/13-1	Lab	LCS, rec	10/18/2012	Organic	N-Nitrosodi-N-propylamine	n/a	=	69	%	EPA 625	-88	-88	0.1	230	
2012/13-1	Lab	LCS dup	10/18/2012	Organic	N-Nitrosodi-N-propylamine	n/a	=	37.9	µg/L	EPA 625	0.26	1			
2012/13-1	Lab	LCS dup, rec	10/18/2012	Organic	N-Nitrosodi-N-propylamine	n/a	=	76	%	EPA 625	-88	-88	0.1	230	
2012/13-1	Lab	LCS, RPD	10/18/2012	Organic	N-Nitrosodi-N-propylamine	n/a	=	9	%	EPA 625	-88	-88	0	30	
2012/13-1	Lab	method blank	10/18/2012	Organic	N-Nitrosodiphenylamine	n/a	<	0.19	µg/L	EPA 625	0.19	1			
2012/13-1	Lab	LCS	10/18/2012	Organic	N-Nitrosodiphenylamine	n/a	=	29.7	µg/L	EPA 625	0.19	1			
2012/13-1	Lab	LCS, rec	10/18/2012	Organic	N-Nitrosodiphenylamine	n/a	=	59	%	EPA 625	-88	-88	48	129	
2012/13-1	Lab	LCS dup	10/18/2012	Organic	N-Nitrosodiphenylamine	n/a	=	32.3	µg/L	EPA 625	0.19	1			
2012/13-1	Lab	LCS dup, rec	10/18/2012	Organic	N-Nitrosodiphenylamine	n/a	=	65	%	EPA 625	-88	-88	48	129	
2012/13-1	Lab	LCS, RPD	10/18/2012	Organic	N-Nitrosodiphenylamine	n/a	=	8	%	EPA 625	-88	-88	0	30	
2012/13-1	000NONPJ	srgt matrix spike	10/23/2012	Organic	Perylene-d12	n/a	=	4.77	µg/L	EPA 525.2	-88	-88			QAX
2012/13-1	000NONPJ	srgt matrix spike, rec	10/23/2012	Organic	Perylene-d12	n/a	=	95	%	EPA 525.2	-88	-88	48	141	QAX
2012/13-1	000NONPJ	srgt matrix spike dup	10/23/2012	Organic	Perylene-d12	n/a	=	4.95	µg/L	EPA 525.2	-88	-88			QAX
2012/13-1	000NONPJ	srgt matrix spike dup, rec	10/23/2012	Organic	Perylene-d12	n/a	=	99	%	EPA 525.2	-88	-88	48	141	QAX
2012/13-1	Lab	srgt method blank	10/23/2012	Organic	Perylene-d12	n/a	=	4.75	µg/L	EPA 525.2	-88	-88			
2012/13-1	Lab	srgt method blank, rec	10/23/2012	Organic	Perylene-d12	n/a	=	95	%	EPA 525.2	-88	-88	48	141	
2012/13-1	Lab	srgt LCS	10/23/2012	Organic	Perylene-d12	n/a	=	5.25	µg/L	EPA 525.2	-88	-88			
2012/13-1	Lab	srgt LCS, rec	10/23/2012	Organic	Perylene-d12	n/a	=	105	%	EPA 525.2	-88	-88	48	141	
2012/13-1	MO-OJA	srgt environ	10/24/2012	Organic	Perylene-d12	n/a	=	2.86	µg/L	EPA 525.2	-88	-88			
2012/13-1	MO-OJA	srgt environ, rec	10/24/2012	Organic	Perylene-d12	n/a	=	51	%	EPA 525.2	-88	-88	48	141	
2012/13-1	Lab	method blank	10/22/2012	Organic	Phenanthrene	n/a	<	0.1	µg/L	EPA 8270Cm	0.1	0.1			
2012/13-1	Lab	LCS	10/22/2012	Organic	Phenanthrene	n/a	=	5.94	µg/L	EPA 8270Cm	0.1	0.1			
2012/13-1	Lab	LCS, rec	10/22/2012	Organic	Phenanthrene	n/a	=	59	%	EPA 8270Cm	-88	-88	54	120	
2012/13-1	Lab	LCS dup	10/22/2012	Organic	Phenanthrene	n/a	=	5.91	µg/L	EPA 8270Cm	0.1	0.1			
2012/13-1	Lab	LCS dup, rec	10/22/2012	Organic	Phenanthrene	n/a	=	59	%	EPA 8270Cm	-88	-88	54	120	

Appendix F
Laboratory QA/QC Analysis Results

Event ID	Site ID	QAQC Sample Type	Analysis Date	Classification	Constituent	Fraction	Sign	Result	Units	Method	MDL	RL	QA Limit		DQOComp
													Min	Max	
2012/13-1	Lab	LCS, RPD	10/22/2012	Organic	Phenanthrene	n/a	=	0.5	%	EPA 8270Cm	-88	-88	0	30	
2012/13-1	Lab	method blank	10/22/2012	Organic	Phenol	n/a	<	0.35	µg/L	EPA 8270Cm	0.35	1			
2012/13-1	Lab	LCS	10/22/2012	Organic	Phenol	n/a	=	1.63	µg/L	EPA 8270Cm	0.35	1			
2012/13-1	Lab	LCS, rec	10/22/2012	Organic	Phenol	n/a	=	16	%	EPA 8270Cm	-88	-88	14	40	
2012/13-1	Lab	LCS dup	10/22/2012	Organic	Phenol	n/a	=	1.75	µg/L	EPA 8270Cm	0.35	1			
2012/13-1	Lab	LCS dup, rec	10/22/2012	Organic	Phenol	n/a	=	18	%	EPA 8270Cm	-88	-88	14	40	
2012/13-1	Lab	LCS, RPD	10/22/2012	Organic	Phenol	n/a	=	7	%	EPA 8270Cm	-88	-88	0	30	
2012/13-1	Lab	srgt method blank	10/18/2012	Organic	Phenol-d5	n/a	=	24.8	µg/L	EPA 625	-88	-88			
2012/13-1	Lab	srgt method blank, rec	10/18/2012	Organic	Phenol-d5	n/a	=	25	%	EPA 625	-88	-88	2	70	
2012/13-1	Lab	srgt LCS	10/18/2012	Organic	Phenol-d5	n/a	=	25	µg/L	EPA 625	-88	-88			
2012/13-1	Lab	srgt LCS, rec	10/18/2012	Organic	Phenol-d5	n/a	=	25	%	EPA 625	-88	-88	2	70	
2012/13-1	Lab	srgt LCS dup	10/18/2012	Organic	Phenol-d5	n/a	=	28.2	µg/L	EPA 625	-88	-88			
2012/13-1	Lab	srgt LCS dup, rec	10/18/2012	Organic	Phenol-d5	n/a	=	28	%	EPA 625	-88	-88	2	70	
2012/13-1	Lab	srgt method blank	10/22/2012	Organic	Phenol-d5	n/a	=	9.03	µg/L	EPA 8270Cm	-88	-88			
2012/13-1	Lab	srgt method blank, rec	10/22/2012	Organic	Phenol-d5	n/a	=	23	%	EPA 8270Cm	-88	-88	13	58	
2012/13-1	Lab	srgt LCS	10/22/2012	Organic	Phenol-d5	n/a	=	9.52	µg/L	EPA 8270Cm	-88	-88			
2012/13-1	Lab	srgt LCS, rec	10/22/2012	Organic	Phenol-d5	n/a	=	24	%	EPA 8270Cm	-88	-88	13	58	
2012/13-1	Lab	srgt LCS dup	10/22/2012	Organic	Phenol-d5	n/a	=	10.1	µg/L	EPA 8270Cm	-88	-88			
2012/13-1	Lab	srgt LCS dup, rec	10/22/2012	Organic	Phenol-d5	n/a	=	25	%	EPA 8270Cm	-88	-88	13	58	
2012/13-1	MO-OJA	srgt environ	10/19/2012	Organic	Phenol-d5	n/a	=	21.8	µg/L	EPA 625	-88	-88			
2012/13-1	MO-OJA	srgt environ, rec	10/19/2012	Organic	Phenol-d5	n/a	=	22	%	EPA 625	-88	-88	2	70	
2012/13-1	MO-OJA	srgt environ	10/22/2012	Organic	Phenol-d5	n/a	=	13.2	µg/L	EPA 8270Cm	-88	-88			
2012/13-1	MO-OJA	srgt environ, rec	10/22/2012	Organic	Phenol-d5	n/a	=	33	%	EPA 8270Cm	-88	-88	13	58	
2012/13-1	Lab	srgt method blank	10/18/2012	Organic	p-Terphenyl-d14	n/a	=	32.9	µg/L	EPA 625	-88	-88			
2012/13-1	Lab	srgt method blank, rec	10/18/2012	Organic	p-Terphenyl-d14	n/a	=	66	%	EPA 625	-88	-88	6	145	
2012/13-1	Lab	srgt LCS	10/18/2012	Organic	p-Terphenyl-d14	n/a	=	38.8	µg/L	EPA 625	-88	-88			
2012/13-1	Lab	srgt LCS, rec	10/18/2012	Organic	p-Terphenyl-d14	n/a	=	78	%	EPA 625	-88	-88	6	145	
2012/13-1	Lab	srgt LCS dup	10/18/2012	Organic	p-Terphenyl-d14	n/a	=	41.8	µg/L	EPA 625	-88	-88			
2012/13-1	Lab	srgt LCS dup, rec	10/18/2012	Organic	p-Terphenyl-d14	n/a	=	84	%	EPA 625	-88	-88	6	145	
2012/13-1	Lab	srgt method blank	10/22/2012	Organic	p-Terphenyl-d14	n/a	=	12	µg/L	EPA 8270Cm	-88	-88			
2012/13-1	Lab	srgt method blank, rec	10/22/2012	Organic	p-Terphenyl-d14	n/a	=	60	%	EPA 8270Cm	-88	-88	19	134	
2012/13-1	Lab	srgt LCS	10/22/2012	Organic	p-Terphenyl-d14	n/a	=	12.7	µg/L	EPA 8270Cm	-88	-88			
2012/13-1	Lab	srgt LCS, rec	10/22/2012	Organic	p-Terphenyl-d14	n/a	=	63	%	EPA 8270Cm	-88	-88	19	134	
2012/13-1	Lab	srgt LCS dup	10/22/2012	Organic	p-Terphenyl-d14	n/a	=	12.4	µg/L	EPA 8270Cm	-88	-88			
2012/13-1	Lab	srgt LCS dup, rec	10/22/2012	Organic	p-Terphenyl-d14	n/a	=	62	%	EPA 8270Cm	-88	-88	19	134	
2012/13-1	MO-OJA	srgt environ	10/19/2012	Organic	p-Terphenyl-d14	n/a	=	31	µg/L	EPA 625	-88	-88			
2012/13-1	MO-OJA	srgt environ, rec	10/19/2012	Organic	p-Terphenyl-d14	n/a	=	62	%	EPA 625	-88	-88	6	145	
2012/13-1	MO-OJA	srgt environ	10/22/2012	Organic	p-Terphenyl-d14	n/a	=	12	µg/L	EPA 8270Cm	-88	-88			
2012/13-1	MO-OJA	srgt environ, rec	10/22/2012	Organic	p-Terphenyl-d14	n/a	=	60	%	EPA 8270Cm	-88	-88	19	134	
2012/13-1	Lab	method blank	10/22/2012	Organic	Pyrene	n/a	<	0.1	µg/L	EPA 8270Cm	0.1	0.1			
2012/13-1	Lab	LCS	10/22/2012	Organic	Pyrene	n/a	=	5.18	µg/L	EPA 8270Cm	0.1	0.1			
2012/13-1	Lab	LCS, rec	10/22/2012	Organic	Pyrene	n/a	=	52	%	EPA 8270Cm	-88	-88	52	115	
2012/13-1	Lab	LCS dup	10/22/2012	Organic	Pyrene	n/a	=	5.12	µg/L	EPA 8270Cm	0.1	0.1			EUM
2012/13-1	Lab	LCS dup, rec	10/22/2012	Organic	Pyrene	n/a	=	51	%	EPA 8270Cm	-88	-88	52	115	EUM
2012/13-1	Lab	LCS, RPD	10/22/2012	Organic	Pyrene	n/a	=	1	%	EPA 8270Cm	-88	-88	0	30	EUM
2012/13-1	Lab	srgt method blank	10/18/2012	Organic	Tetrachloro-m-xylene (TCMX)	n/a	=	0.0406	µg/L	EPA 608	-88	-88			
2012/13-1	Lab	srgt method blank, rec	10/18/2012	Organic	Tetrachloro-m-xylene (TCMX)	n/a	=	41	%	EPA 608	-88	-88	26	131	

Appendix F
Laboratory QA/QC Analysis Results

Event ID	Site ID	QAQC Sample Type	Analysis Date	Classification	Constituent	Fraction	Sign	Result	Units	Method	MDL	RL	QA Limit		DQOComp
													Min	Max	
2012/13-1	Lab	srgt LCS	10/18/2012	Organic	Tetrachloro-m-xylene (TCMX)	n/a	=	0.0426	µg/L	EPA 608	-88	-88			
2012/13-1	Lab	srgt LCS, rec	10/18/2012	Organic	Tetrachloro-m-xylene (TCMX)	n/a	=	43	%	EPA 608	-88	-88	26	131	
2012/13-1	MO-OJA	srgt matrix spike	10/18/2012	Organic	Tetrachloro-m-xylene (TCMX)	n/a	=	0.0412	µg/L	EPA 608	-88	-88			
2012/13-1	MO-OJA	srgt matrix spike, rec	10/18/2012	Organic	Tetrachloro-m-xylene (TCMX)	n/a	=	41	%	EPA 608	-88	-88	26	131	
2012/13-1	MO-OJA	srgt matrix spike dup	10/18/2012	Organic	Tetrachloro-m-xylene (TCMX)	n/a	=	0.0418	µg/L	EPA 608	-88	-88			
2012/13-1	MO-OJA	srgt matrix spike dup, rec	10/18/2012	Organic	Tetrachloro-m-xylene (TCMX)	n/a	=	42	%	EPA 608	-88	-88	26	131	
2012/13-1	MO-OJA	srgt environ	10/18/2012	Organic	Tetrachloro-m-xylene (TCMX)	n/a	=	0.0425	µg/L	EPA 608	-88	-88			
2012/13-1	MO-OJA	srgt environ, rec	10/18/2012	Organic	Tetrachloro-m-xylene (TCMX)	n/a	=	43	%	EPA 608	-88	-88	26	131	
2012/13-1	000NONPJ	srgt matrix spike	10/23/2012	Organic	Triphenylphosphate	n/a	=	5.4	µg/L	EPA 525.2	-88	-88			QAX
2012/13-1	000NONPJ	srgt matrix spike, rec	10/23/2012	Organic	Triphenylphosphate	n/a	=	108	%	EPA 525.2	-88	-88	71	150	QAX
2012/13-1	000NONPJ	srgt matrix spike dup	10/23/2012	Organic	Triphenylphosphate	n/a	=	5.08	µg/L	EPA 525.2	-88	-88			QAX
2012/13-1	000NONPJ	srgt matrix spike dup, rec	10/23/2012	Organic	Triphenylphosphate	n/a	=	102	%	EPA 525.2	-88	-88	71	150	QAX
2012/13-1	000NONPJ	srgt matrix spike	11/9/2012	Organic	Triphenylphosphate	n/a	=	0.522	µg/L	EPA 525.2	-88	-88			QAX
2012/13-1	000NONPJ	srgt matrix spike dup	11/9/2012	Organic	Triphenylphosphate	n/a	=	0.502	µg/L	EPA 525.2	-88	-88			QAX
2012/13-1	000NONPJ	srgt matrix spike dup, rec	11/9/2012	Organic	Triphenylphosphate	n/a	=	100	%	EPA 525.2	-88	-88	71	150	QAX
2012/13-1	000NONPJ	srgt matrix spike, rec	11/9/2012	Organic	Triphenylphosphate	n/a	=	104	%	EPA 525.2	-88	-88	71	150	QAX
2012/13-1	Lab	srgt method blank	10/23/2012	Organic	Triphenylphosphate	n/a	=	4.99	µg/L	EPA 525.2	-88	-88			
2012/13-1	Lab	srgt method blank, rec	10/23/2012	Organic	Triphenylphosphate	n/a	=	100	%	EPA 525.2	-88	-88	71	150	
2012/13-1	Lab	srgt LCS	10/23/2012	Organic	Triphenylphosphate	n/a	=	4.72	µg/L	EPA 525.2	-88	-88			
2012/13-1	Lab	srgt LCS, rec	10/23/2012	Organic	Triphenylphosphate	n/a	=	94	%	EPA 525.2	-88	-88	71	150	
2012/13-1	Lab	srgt LCS	11/9/2012	Organic	Triphenylphosphate	n/a	=	0.605	µg/L	EPA 525.2	-88	-88			
2012/13-1	Lab	srgt LCS, rec	11/9/2012	Organic	Triphenylphosphate	n/a	=	121	%	EPA 525.2	-88	-88	71	150	
2012/13-1	Lab	srgt method blank	11/9/2012	Organic	Triphenylphosphate	n/a	=	1.08	µg/L	EPA 525.2	-88	-88			GN
2012/13-1	Lab	srgt method blank, rec	11/9/2012	Organic	Triphenylphosphate	n/a	=	216	%	EPA 525.2	-88	-88	71	150	GN
2012/13-1	MO-OJA	srgt environ	10/24/2012	Organic	Triphenylphosphate	n/a	=	4.37	µg/L	EPA 525.2	-88	-88			
2012/13-1	MO-OJA	srgt environ, rec	10/24/2012	Organic	Triphenylphosphate	n/a	=	79	%	EPA 525.2	-88	-88	71	150	
2012/13-1	MO-OJA	srgt environ	11/9/2012	Organic	Triphenylphosphate	n/a	=	0.475	µg/L	EPA 525.2	-88	-88			
2012/13-1	MO-OJA	srgt environ, rec	11/9/2012	Organic	Triphenylphosphate	n/a	=	95	%	EPA 525.2	-88	-88	71	150	
2012/13-1	Lab	srgt method blank	10/18/2012	PCB	PCB 209	n/a	=	0.0644	µg/L	EPA 608	-88	-88			
2012/13-1	Lab	srgt method blank, rec	10/18/2012	PCB	PCB 209	n/a	=	64	%	EPA 608	-88	-88	0.1	154	
2012/13-1	Lab	srgt LCS	10/18/2012	PCB	PCB 209	n/a	=	0.0801	µg/L	EPA 608	-88	-88			
2012/13-1	Lab	srgt LCS, rec	10/18/2012	PCB	PCB 209	n/a	=	80	%	EPA 608	-88	-88	0.1	154	
2012/13-1	MO-OJA	srgt matrix spike	10/18/2012	PCB	PCB 209	n/a	=	0.0541	µg/L	EPA 608	-88	-88			
2012/13-1	MO-OJA	srgt matrix spike, rec	10/18/2012	PCB	PCB 209	n/a	=	54	%	EPA 608	-88	-88	0.1	154	
2012/13-1	MO-OJA	srgt matrix spike dup	10/18/2012	PCB	PCB 209	n/a	=	0.0494	µg/L	EPA 608	-88	-88			
2012/13-1	MO-OJA	srgt matrix spike dup, rec	10/18/2012	PCB	PCB 209	n/a	=	49	%	EPA 608	-88	-88	0.1	154	
2012/13-1	MO-OJA	srgt environ	10/18/2012	PCB	PCB 209	n/a	=	0.0372	µg/L	EPA 608	-88	-88			
2012/13-1	MO-OJA	srgt environ, rec	10/18/2012	PCB	PCB 209	n/a	=	37	%	EPA 608	-88	-88	0.1	154	
2012/13-1	Lab	method blank	10/18/2012	PCB	PCB Aroclor 1016	n/a	<	0.05	µg/L	EPA 608	0.05	0.5			
2012/13-1	Lab	method blank	10/18/2012	PCB	PCB Aroclor 1221	n/a	<	0.06	µg/L	EPA 608	0.06	0.5			
2012/13-1	Lab	method blank	10/18/2012	PCB	PCB Aroclor 1232	n/a	<	0.15	µg/L	EPA 608	0.15	0.5			
2012/13-1	Lab	method blank	10/18/2012	PCB	PCB Aroclor 1242	n/a	<	0.07	µg/L	EPA 608	0.07	0.5			
2012/13-1	Lab	method blank	10/18/2012	PCB	PCB Aroclor 1248	n/a	<	0.06	µg/L	EPA 608	0.06	0.5			
2012/13-1	Lab	method blank	10/18/2012	PCB	PCB Aroclor 1254	n/a	<	0.04	µg/L	EPA 608	0.04	0.5			
2012/13-1	Lab	method blank	10/18/2012	PCB	PCB Aroclor 1260	n/a	<	0.04	µg/L	EPA 608	0.04	0.5			
2012/13-1	000NONPJ	matrix spike	10/16/2012	Pesticide	2,4,5-T	n/a	=	9.57	µg/L	EPA 515.3	0.07	0.2			QAX
2012/13-1	000NONPJ	matrix spike, rec	10/16/2012	Pesticide	2,4,5-T	n/a	=	120	%	EPA 515.3	-88	-88	70	130	QAX

Appendix F
Laboratory QA/QC Analysis Results

Event ID	Site ID	QAQC Sample Type	Analysis Date	Classification	Constituent	Fraction	Sign	Result	Units	Method	MDL	RL	QA Limit		DQOComp
													Min	Max	
2012/13-1	000NONPJ	matrix spike	10/16/2012	Pesticide	2,4,5-T	n/a	=	4.96	µg/L	EPA 515.3	0.07	0.2			QAX
2012/13-1	000NONPJ	matrix spike, rec	10/16/2012	Pesticide	2,4,5-T	n/a	=	124	%	EPA 515.3	-88	-88	70	130	QAX
2012/13-1	000NONPJ	matrix spike dup	10/16/2012	Pesticide	2,4,5-T	n/a	=	4.89	µg/L	EPA 515.3	0.07	0.2			QAX
2012/13-1	000NONPJ	matrix spike dup, rec	10/16/2012	Pesticide	2,4,5-T	n/a	=	122	%	EPA 515.3	-88	-88	70	130	QAX
2012/13-1	000NONPJ	matrix spike, RPD	10/16/2012	Pesticide	2,4,5-T	n/a	=	1	%	EPA 515.3	-88	-88	0	30	QAX
2012/13-1	Lab	method blank	10/16/2012	Pesticide	2,4,5-T	n/a	<	0.07	µg/L	EPA 515.3	0.07	0.2			
2012/13-1	Lab	LCS	10/16/2012	Pesticide	2,4,5-T	n/a	=	4.76	µg/L	EPA 515.3	0.07	0.2			
2012/13-1	Lab	LCS, rec	10/16/2012	Pesticide	2,4,5-T	n/a	=	119	%	EPA 515.3	-88	-88	70	130	
2012/13-1	000NONPJ	matrix spike	10/16/2012	Pesticide	2,4,5-TP	n/a	=	8.17	µg/L	EPA 515.3	0.09	0.2			QAX
2012/13-1	000NONPJ	matrix spike, rec	10/16/2012	Pesticide	2,4,5-TP	n/a	=	102	%	EPA 515.3	-88	-88	70	130	QAX
2012/13-1	000NONPJ	matrix spike	10/16/2012	Pesticide	2,4,5-TP	n/a	=	4.52	µg/L	EPA 515.3	0.09	0.2			QAX
2012/13-1	000NONPJ	matrix spike, rec	10/16/2012	Pesticide	2,4,5-TP	n/a	=	113	%	EPA 515.3	-88	-88	70	130	QAX
2012/13-1	000NONPJ	matrix spike dup	10/16/2012	Pesticide	2,4,5-TP	n/a	=	4.41	µg/L	EPA 515.3	0.09	0.2			QAX
2012/13-1	000NONPJ	matrix spike dup, rec	10/16/2012	Pesticide	2,4,5-TP	n/a	=	110	%	EPA 515.3	-88	-88	70	130	QAX
2012/13-1	000NONPJ	matrix spike, RPD	10/16/2012	Pesticide	2,4,5-TP	n/a	=	2	%	EPA 515.3	-88	-88	0	30	QAX
2012/13-1	Lab	method blank	10/16/2012	Pesticide	2,4,5-TP	n/a	<	0.09	µg/L	EPA 515.3	0.09	0.2			
2012/13-1	Lab	LCS	10/16/2012	Pesticide	2,4,5-TP	n/a	=	4.23	µg/L	EPA 515.3	0.09	0.2			
2012/13-1	Lab	LCS, rec	10/16/2012	Pesticide	2,4,5-TP	n/a	=	106	%	EPA 515.3	-88	-88	70	130	
2012/13-1	000NONPJ	matrix spike	10/16/2012	Pesticide	2,4-D	n/a	=	17.6	µg/L	EPA 515.3	0.07	0.4			QAX
2012/13-1	000NONPJ	matrix spike, rec	10/16/2012	Pesticide	2,4-D	n/a	=	110	%	EPA 515.3	-88	-88	70	130	QAX
2012/13-1	000NONPJ	matrix spike	10/16/2012	Pesticide	2,4-D	n/a	=	9.62	µg/L	EPA 515.3	0.07	0.4			QAX
2012/13-1	000NONPJ	matrix spike, rec	10/16/2012	Pesticide	2,4-D	n/a	=	120	%	EPA 515.3	-88	-88	70	130	QAX
2012/13-1	000NONPJ	matrix spike dup	10/16/2012	Pesticide	2,4-D	n/a	=	9.36	µg/L	EPA 515.3	0.07	0.4			QAX
2012/13-1	000NONPJ	matrix spike dup, rec	10/16/2012	Pesticide	2,4-D	n/a	=	117	%	EPA 515.3	-88	-88	70	130	QAX
2012/13-1	000NONPJ	matrix spike, RPD	10/16/2012	Pesticide	2,4-D	n/a	=	3	%	EPA 515.3	-88	-88	0	30	QAX
2012/13-1	Lab	method blank	10/16/2012	Pesticide	2,4-D	n/a	<	0.07	µg/L	EPA 515.3	0.07	0.4			
2012/13-1	Lab	LCS	10/16/2012	Pesticide	2,4-D	n/a	=	8.88	µg/L	EPA 515.3	0.07	0.4			
2012/13-1	Lab	LCS, rec	10/16/2012	Pesticide	2,4-D	n/a	=	111	%	EPA 515.3	-88	-88	70	130	
2012/13-1	000NONPJ	matrix spike	10/16/2012	Pesticide	2,4-DB	n/a	=	31.3	µg/L	EPA 515.3	0.07	2			QAX
2012/13-1	000NONPJ	matrix spike, rec	10/16/2012	Pesticide	2,4-DB	n/a	=	98	%	EPA 515.3	-88	-88	70	130	QAX
2012/13-1	000NONPJ	matrix spike	10/16/2012	Pesticide	2,4-DB	n/a	=	18.6	µg/L	EPA 515.3	0.07	2			QAX
2012/13-1	000NONPJ	matrix spike, rec	10/16/2012	Pesticide	2,4-DB	n/a	=	116	%	EPA 515.3	-88	-88	70	130	QAX
2012/13-1	000NONPJ	matrix spike dup	10/16/2012	Pesticide	2,4-DB	n/a	=	18.5	µg/L	EPA 515.3	0.07	2			QAX
2012/13-1	000NONPJ	matrix spike dup, rec	10/16/2012	Pesticide	2,4-DB	n/a	=	116	%	EPA 515.3	-88	-88	70	130	QAX
2012/13-1	000NONPJ	matrix spike, RPD	10/16/2012	Pesticide	2,4-DB	n/a	=	0.7	%	EPA 515.3	-88	-88	0	30	QAX
2012/13-1	Lab	method blank	10/16/2012	Pesticide	2,4-DB	n/a	<	0.07	µg/L	EPA 515.3	0.07	2			
2012/13-1	Lab	LCS	10/16/2012	Pesticide	2,4-DB	n/a	=	17.5	µg/L	EPA 515.3	0.07	2			
2012/13-1	Lab	LCS, rec	10/16/2012	Pesticide	2,4-DB	n/a	=	109	%	EPA 515.3	-88	-88	70	130	
2012/13-1	000NONPJ	matrix spike	10/16/2012	Pesticide	3,5-Dichlorobenzoic acid	n/a	=	15.5	µg/L	EPA 515.3	0.09	1			QAX
2012/13-1	000NONPJ	matrix spike, rec	10/16/2012	Pesticide	3,5-Dichlorobenzoic acid	n/a	=	97	%	EPA 515.3	-88	-88	70	130	QAX
2012/13-1	000NONPJ	matrix spike	10/16/2012	Pesticide	3,5-Dichlorobenzoic acid	n/a	=	8.68	µg/L	EPA 515.3	0.09	1			QAX
2012/13-1	000NONPJ	matrix spike, rec	10/16/2012	Pesticide	3,5-Dichlorobenzoic acid	n/a	=	109	%	EPA 515.3	-88	-88	70	130	QAX
2012/13-1	000NONPJ	matrix spike dup	10/16/2012	Pesticide	3,5-Dichlorobenzoic acid	n/a	=	8.43	µg/L	EPA 515.3	0.09	1			QAX
2012/13-1	000NONPJ	matrix spike dup, rec	10/16/2012	Pesticide	3,5-Dichlorobenzoic acid	n/a	=	105	%	EPA 515.3	-88	-88	70	130	QAX
2012/13-1	000NONPJ	matrix spike, RPD	10/16/2012	Pesticide	3,5-Dichlorobenzoic acid	n/a	=	3	%	EPA 515.3	-88	-88	0	30	QAX
2012/13-1	Lab	method blank	10/16/2012	Pesticide	3,5-Dichlorobenzoic acid	n/a	<	0.09	µg/L	EPA 515.3	0.09	1			
2012/13-1	Lab	LCS	10/16/2012	Pesticide	3,5-Dichlorobenzoic acid	n/a	=	8.42	µg/L	EPA 515.3	0.09	1			

Appendix F
Laboratory QA/QC Analysis Results

Event ID	Site ID	QAQC Sample Type	Analysis Date	Classification	Constituent	Fraction	Sign	Result	Units	Method	MDL	RL	QA Limit		DQOComp
													Min	Max	
2012/13-1	Lab	LCS, rec	10/16/2012	Pesticide	3,5-Dichlorobenzoic acid	n/a	=	105	%	EPA 515.3	-88	-88	70	130	
2012/13-1	Lab	method blank	10/18/2012	Pesticide	4,4'-DDD	n/a	<	0.003	µg/L	EPA 608	0.003	0.005			
2012/13-1	Lab	LCS	10/18/2012	Pesticide	4,4'-DDD	n/a	=	0.116	µg/L	EPA 608	0.003	0.005			
2012/13-1	Lab	LCS, rec	10/18/2012	Pesticide	4,4'-DDD	n/a	=	116	%	EPA 608	-88	-88	30	141	
2012/13-1	MO-OJA	matrix spike	10/18/2012	Pesticide	4,4'-DDD	n/a	=	0.0917	µg/L	EPA 608	0.003	0.005			
2012/13-1	MO-OJA	matrix spike, rec	10/18/2012	Pesticide	4,4'-DDD	n/a	=	92	%	EPA 608	-88	-88	31	141	
2012/13-1	MO-OJA	matrix spike dup	10/18/2012	Pesticide	4,4'-DDD	n/a	=	0.0789	µg/L	EPA 608	0.003	0.005			
2012/13-1	MO-OJA	matrix spike dup, rec	10/18/2012	Pesticide	4,4'-DDD	n/a	=	79	%	EPA 608	-88	-88	31	141	
2012/13-1	MO-OJA	matrix spike, RPD	10/18/2012	Pesticide	4,4'-DDD	n/a	=	15	%	EPA 608	-88	-88	0	30	
2012/13-1	Lab	method blank	10/18/2012	Pesticide	4,4'-DDE	n/a	<	0.0025	µg/L	EPA 608	0.0025	0.005			
2012/13-1	Lab	LCS	10/18/2012	Pesticide	4,4'-DDE	n/a	=	0.0896	µg/L	EPA 608	0.0025	0.005			
2012/13-1	Lab	LCS, rec	10/18/2012	Pesticide	4,4'-DDE	n/a	=	90	%	EPA 608	-88	-88	30	145	
2012/13-1	MO-OJA	matrix spike	10/18/2012	Pesticide	4,4'-DDE	n/a	=	0.0792	µg/L	EPA 608	0.0025	0.005			
2012/13-1	MO-OJA	matrix spike, rec	10/18/2012	Pesticide	4,4'-DDE	n/a	=	79	%	EPA 608	-88	-88	30	145	
2012/13-1	MO-OJA	matrix spike dup	10/18/2012	Pesticide	4,4'-DDE	n/a	=	0.0745	µg/L	EPA 608	0.0025	0.005			
2012/13-1	MO-OJA	matrix spike dup, rec	10/18/2012	Pesticide	4,4'-DDE	n/a	=	74	%	EPA 608	-88	-88	30	145	
2012/13-1	MO-OJA	matrix spike, RPD	10/18/2012	Pesticide	4,4'-DDE	n/a	=	6	%	EPA 608	-88	-88	0	30	
2012/13-1	Lab	method blank	10/18/2012	Pesticide	4,4'-DDT	n/a	<	0.0031	µg/L	EPA 608	0.0031	0.01			
2012/13-1	Lab	LCS	10/18/2012	Pesticide	4,4'-DDT	n/a	=	0.118	µg/L	EPA 608	0.0031	0.01			
2012/13-1	Lab	LCS, rec	10/18/2012	Pesticide	4,4'-DDT	n/a	=	118	%	EPA 608	-88	-88	25	160	
2012/13-1	MO-OJA	matrix spike	10/18/2012	Pesticide	4,4'-DDT	n/a	=	0.099	µg/L	EPA 608	0.0031	0.01			
2012/13-1	MO-OJA	matrix spike, rec	10/18/2012	Pesticide	4,4'-DDT	n/a	=	99	%	EPA 608	-88	-88	25	160	
2012/13-1	MO-OJA	matrix spike dup	10/18/2012	Pesticide	4,4'-DDT	n/a	=	0.0883	µg/L	EPA 608	0.0031	0.01			
2012/13-1	MO-OJA	matrix spike dup, rec	10/18/2012	Pesticide	4,4'-DDT	n/a	=	88	%	EPA 608	-88	-88	25	160	
2012/13-1	MO-OJA	matrix spike, RPD	10/18/2012	Pesticide	4,4'-DDT	n/a	=	11	%	EPA 608	-88	-88	0	30	
2012/13-1	000NONPJ	matrix spike	10/16/2012	Pesticide	Acifluorfen	n/a	=	8.11	µg/L	EPA 515.3	0.06	0.4			QAX
2012/13-1	000NONPJ	matrix spike, rec	10/16/2012	Pesticide	Acifluorfen	n/a	=	101	%	EPA 515.3	-88	-88	70	130	QAX
2012/13-1	000NONPJ	matrix spike	10/16/2012	Pesticide	Acifluorfen	n/a	=	4.53	µg/L	EPA 515.3	0.06	0.4			QAX
2012/13-1	000NONPJ	matrix spike, rec	10/16/2012	Pesticide	Acifluorfen	n/a	=	113	%	EPA 515.3	-88	-88	70	130	QAX
2012/13-1	000NONPJ	matrix spike dup	10/16/2012	Pesticide	Acifluorfen	n/a	=	4.33	µg/L	EPA 515.3	0.06	0.4			QAX
2012/13-1	000NONPJ	matrix spike dup, rec	10/16/2012	Pesticide	Acifluorfen	n/a	=	108	%	EPA 515.3	-88	-88	70	130	QAX
2012/13-1	000NONPJ	matrix spike, RPD	10/16/2012	Pesticide	Acifluorfen	n/a	=	5	%	EPA 515.3	-88	-88	0	30	QAX
2012/13-1	Lab	method blank	10/16/2012	Pesticide	Acifluorfen	n/a	<	0.06	µg/L	EPA 515.3	0.06	0.4			
2012/13-1	Lab	LCS	10/16/2012	Pesticide	Acifluorfen	n/a	=	4.1	µg/L	EPA 515.3	0.06	0.4			
2012/13-1	Lab	LCS, rec	10/16/2012	Pesticide	Acifluorfen	n/a	=	102	%	EPA 515.3	-88	-88	70	130	
2012/13-1	000NONPJ	matrix spike	10/23/2012	Pesticide	Alachlor	n/a	=	0.94	µg/L	EPA 525.2	0.022	0.1			QAX
2012/13-1	000NONPJ	matrix spike, rec	10/23/2012	Pesticide	Alachlor	n/a	=	94	%	EPA 525.2	-88	-88	58	177	QAX
2012/13-1	000NONPJ	matrix spike dup	10/23/2012	Pesticide	Alachlor	n/a	=	1.04	µg/L	EPA 525.2	0.022	0.1			QAX
2012/13-1	000NONPJ	matrix spike dup, rec	10/23/2012	Pesticide	Alachlor	n/a	=	104	%	EPA 525.2	-88	-88	58	177	QAX
2012/13-1	000NONPJ	matrix spike, RPD	10/23/2012	Pesticide	Alachlor	n/a	=	10	%	EPA 525.2	-88	-88	0	30	QAX
2012/13-1	Lab	method blank	10/23/2012	Pesticide	Alachlor	n/a	<	0.022	µg/L	EPA 525.2	0.022	0.1			
2012/13-1	Lab	LCS	10/23/2012	Pesticide	Alachlor	n/a	=	0.95	µg/L	EPA 525.2	0.022	0.1			
2012/13-1	Lab	LCS, rec	10/23/2012	Pesticide	Alachlor	n/a	=	95	%	EPA 525.2	-88	-88	58	164	
2012/13-1	Lab	method blank	10/18/2012	Pesticide	Aldrin	n/a	<	0.0015	µg/L	EPA 608	0.0015	0.005			
2012/13-1	Lab	LCS	10/18/2012	Pesticide	Aldrin	n/a	=	0.0522	µg/L	EPA 608	0.0015	0.005			
2012/13-1	Lab	LCS, rec	10/18/2012	Pesticide	Aldrin	n/a	=	52	%	EPA 608	-88	-88	42	122	
2012/13-1	MO-OJA	matrix spike	10/18/2012	Pesticide	Aldrin	n/a	=	0.0593	µg/L	EPA 608	0.0015	0.005			

Appendix F
Laboratory QA/QC Analysis Results

Event ID	Site ID	QAQC Sample Type	Analysis Date	Classification	Constituent	Fraction	Sign	Result	Units	Method	MDL	RL	QA Limit		DQOComp
													Min	Max	
2012/13-1	MO-OJA	matrix spike, rec	10/18/2012	Pesticide	Aldrin	n/a	=	59	%	EPA 608	-88	-88	42	122	
2012/13-1	MO-OJA	matrix spike dup	10/18/2012	Pesticide	Aldrin	n/a	=	0.0565	µg/L	EPA 608	0.0015	0.005			
2012/13-1	MO-OJA	matrix spike dup, rec	10/18/2012	Pesticide	Aldrin	n/a	=	57	%	EPA 608	-88	-88	42	122	
2012/13-1	MO-OJA	matrix spike, RPD	10/18/2012	Pesticide	Aldrin	n/a	=	5	%	EPA 608	-88	-88	0	30	
2012/13-1	Lab	method blank	10/18/2012	Pesticide	alpha-BHC	n/a	<	0.0018	µg/L	EPA 608	0.0018	0.01			
2012/13-1	Lab	LCS	10/18/2012	Pesticide	alpha-BHC	n/a	=	0.0804	µg/L	EPA 608	0.0018	0.01			
2012/13-1	Lab	LCS, rec	10/18/2012	Pesticide	alpha-BHC	n/a	=	80	%	EPA 608	-88	-88	37	134	
2012/13-1	MO-OJA	matrix spike	10/18/2012	Pesticide	alpha-BHC	n/a	=	0.0669	µg/L	EPA 608	0.0018	0.01			
2012/13-1	MO-OJA	matrix spike, rec	10/18/2012	Pesticide	alpha-BHC	n/a	=	67	%	EPA 608	-88	-88	37	134	
2012/13-1	MO-OJA	matrix spike dup	10/18/2012	Pesticide	alpha-BHC	n/a	=	0.0606	µg/L	EPA 608	0.0018	0.01			
2012/13-1	MO-OJA	matrix spike dup, rec	10/18/2012	Pesticide	alpha-BHC	n/a	=	61	%	EPA 608	-88	-88	37	134	
2012/13-1	MO-OJA	matrix spike, RPD	10/18/2012	Pesticide	alpha-BHC	n/a	=	10	%	EPA 608	-88	-88	0	30	
2012/13-1	Lab	method blank	10/18/2012	Pesticide	alpha-Chlordane	n/a	<	0.0041	µg/L	EPA 608	0.0041	0.01			
2012/13-1	000NONPJ	matrix spike	10/23/2012	Pesticide	Atrazine	n/a	=	1.21	µg/L	EPA 525.2	0.034	0.1			QAX
2012/13-1	000NONPJ	matrix spike, rec	10/23/2012	Pesticide	Atrazine	n/a	=	121	%	EPA 525.2	-88	-88	53	142	QAX
2012/13-1	000NONPJ	matrix spike dup	10/23/2012	Pesticide	Atrazine	n/a	=	1.08	µg/L	EPA 525.2	0.034	0.1			QAX
2012/13-1	000NONPJ	matrix spike dup, rec	10/23/2012	Pesticide	Atrazine	n/a	=	108	%	EPA 525.2	-88	-88	53	142	QAX
2012/13-1	000NONPJ	matrix spike, RPD	10/23/2012	Pesticide	Atrazine	n/a	=	11	%	EPA 525.2	-88	-88	0	30	QAX
2012/13-1	Lab	method blank	10/23/2012	Pesticide	Atrazine	n/a	<	0.034	µg/L	EPA 525.2	0.034	0.1			
2012/13-1	Lab	LCS	10/23/2012	Pesticide	Atrazine	n/a	=	0.9	µg/L	EPA 525.2	0.034	0.1			
2012/13-1	Lab	LCS, rec	10/23/2012	Pesticide	Atrazine	n/a	=	90	%	EPA 525.2	-88	-88	68	133	
2012/13-1	000NONPJ	matrix spike	11/9/2012	Pesticide	Azinphos methyl	n/a	=	0.0298	µg/L	EPA 525.2	0.0055	0.01			QAX
2012/13-1	000NONPJ	matrix spike dup	11/9/2012	Pesticide	Azinphos methyl	n/a	=	0.0228	µg/L	EPA 525.2	0.0055	0.01			QAX,GB
2012/13-1	000NONPJ	matrix spike dup, rec	11/9/2012	Pesticide	Azinphos methyl	n/a	=	46	%	EPA 525.2	-88	-88	50	150	QAX,GB
2012/13-1	000NONPJ	matrix spike, rec	11/9/2012	Pesticide	Azinphos methyl	n/a	=	60	%	EPA 525.2	-88	-88	50	150	QAX
2012/13-1	000NONPJ	matrix spike, RPD	11/9/2012	Pesticide	Azinphos methyl	n/a	=	27	%	EPA 525.2	-88	-88	0	25	QAX,GB,IL
2012/13-1	Lab	LCS	11/9/2012	Pesticide	Azinphos methyl	n/a	=	0.152	µg/L	EPA 525.2	0.0055	0.01			EUM
2012/13-1	Lab	LCS, rec	11/9/2012	Pesticide	Azinphos methyl	n/a	=	305	%	EPA 525.2	-88	-88	50	150	EUM
2012/13-1	Lab	method blank	11/9/2012	Pesticide	Azinphos methyl	n/a	<	0.0055	µg/L	EPA 525.2	0.0055	0.01			
2012/13-1	000NONPJ	matrix spike	10/16/2012	Pesticide	Bentazon	n/a	=	34.8	µg/L	EPA 515.3	0.11	2			QAX
2012/13-1	000NONPJ	matrix spike, rec	10/16/2012	Pesticide	Bentazon	n/a	=	109	%	EPA 515.3	-88	-88	70	130	QAX
2012/13-1	000NONPJ	matrix spike	10/16/2012	Pesticide	Bentazon	n/a	=	19.4	µg/L	EPA 515.3	0.11	2			QAX
2012/13-1	000NONPJ	matrix spike, rec	10/16/2012	Pesticide	Bentazon	n/a	=	121	%	EPA 515.3	-88	-88	70	130	QAX
2012/13-1	000NONPJ	matrix spike dup	10/16/2012	Pesticide	Bentazon	n/a	=	18.7	µg/L	EPA 515.3	0.11	2			QAX
2012/13-1	000NONPJ	matrix spike dup, rec	10/16/2012	Pesticide	Bentazon	n/a	=	117	%	EPA 515.3	-88	-88	70	130	QAX
2012/13-1	000NONPJ	matrix spike, RPD	10/16/2012	Pesticide	Bentazon	n/a	=	3	%	EPA 515.3	-88	-88	0	30	QAX
2012/13-1	Lab	method blank	10/16/2012	Pesticide	Bentazon	n/a	<	0.11	µg/L	EPA 515.3	0.11	2			
2012/13-1	Lab	LCS	10/16/2012	Pesticide	Bentazon	n/a	=	18.8	µg/L	EPA 515.3	0.11	2			
2012/13-1	Lab	LCS, rec	10/16/2012	Pesticide	Bentazon	n/a	=	117	%	EPA 515.3	-88	-88	70	130	
2012/13-1	Lab	method blank	10/18/2012	Pesticide	beta-BHC	n/a	<	0.0031	µg/L	EPA 608	0.0031	0.005			
2012/13-1	Lab	LCS	10/18/2012	Pesticide	beta-BHC	n/a	=	0.0922	µg/L	EPA 608	0.0031	0.005			
2012/13-1	Lab	LCS, rec	10/18/2012	Pesticide	beta-BHC	n/a	=	92	%	EPA 608	-88	-88	14	147	
2012/13-1	MO-OJA	matrix spike	10/18/2012	Pesticide	beta-BHC	n/a	=	0.0788	µg/L	EPA 608	0.0031	0.005			
2012/13-1	MO-OJA	matrix spike, rec	10/18/2012	Pesticide	beta-BHC	n/a	=	79	%	EPA 608	-88	-88	17	147	
2012/13-1	MO-OJA	matrix spike dup	10/18/2012	Pesticide	beta-BHC	n/a	=	0.0751	µg/L	EPA 608	0.0031	0.005			
2012/13-1	MO-OJA	matrix spike dup, rec	10/18/2012	Pesticide	beta-BHC	n/a	=	75	%	EPA 608	-88	-88	17	147	
2012/13-1	MO-OJA	matrix spike, RPD	10/18/2012	Pesticide	beta-BHC	n/a	=	5	%	EPA 608	-88	-88	0	30	

Appendix F
Laboratory QA/QC Analysis Results

Event ID	Site ID	QAQC Sample Type	Analysis Date	Classification	Constituent	Fraction	Sign	Result	Units	Method	MDL	RL	QA Limit		DQOComp
													Min	Max	
2012/13-1	000NONPJ	matrix spike	11/9/2012	Pesticide	Bolstar	n/a	=	0.0514	µg/L	EPA 525.2	0.0046	0.01			QAX
2012/13-1	000NONPJ	matrix spike dup	11/9/2012	Pesticide	Bolstar	n/a	=	0.0503	µg/L	EPA 525.2	0.0046	0.01			QAX
2012/13-1	000NONPJ	matrix spike dup, rec	11/9/2012	Pesticide	Bolstar	n/a	=	101	%	EPA 525.2	-88	-88	50	150	QAX
2012/13-1	000NONPJ	matrix spike, rec	11/9/2012	Pesticide	Bolstar	n/a	=	103	%	EPA 525.2	-88	-88	50	150	QAX
2012/13-1	000NONPJ	matrix spike, RPD	11/9/2012	Pesticide	Bolstar	n/a	=	2	%	EPA 525.2	-88	-88	0	25	QAX
2012/13-1	Lab	LCS	11/9/2012	Pesticide	Bolstar	n/a	=	0.0564	µg/L	EPA 525.2	0.0046	0.01			
2012/13-1	Lab	LCS, rec	11/9/2012	Pesticide	Bolstar	n/a	=	113	%	EPA 525.2	-88	-88	50	150	
2012/13-1	Lab	method blank	11/9/2012	Pesticide	Bolstar	n/a	<	0.0046	µg/L	EPA 525.2	0.0046	0.01			
2012/13-1	000NONPJ	matrix spike	10/23/2012	Pesticide	Bromacil	n/a	=	1.14	µg/L	EPA 525.2	0.038	1			QAX
2012/13-1	000NONPJ	matrix spike, rec	10/23/2012	Pesticide	Bromacil	n/a	=	114	%	EPA 525.2	-88	-88	71	182	QAX
2012/13-1	000NONPJ	matrix spike dup	10/23/2012	Pesticide	Bromacil	n/a	=	1.17	µg/L	EPA 525.2	0.038	1			QAX
2012/13-1	000NONPJ	matrix spike dup, rec	10/23/2012	Pesticide	Bromacil	n/a	=	117	%	EPA 525.2	-88	-88	71	182	QAX
2012/13-1	000NONPJ	matrix spike, RPD	10/23/2012	Pesticide	Bromacil	n/a	=	3	%	EPA 525.2	-88	-88	0	30	QAX
2012/13-1	Lab	method blank	10/23/2012	Pesticide	Bromacil	n/a	<	0.038	µg/L	EPA 525.2	0.038	1			
2012/13-1	Lab	LCS	10/23/2012	Pesticide	Bromacil	n/a	=	1.03	µg/L	EPA 525.2	0.038	1			
2012/13-1	Lab	LCS, rec	10/23/2012	Pesticide	Bromacil	n/a	=	103	%	EPA 525.2	-88	-88	43	177	
2012/13-1	000NONPJ	matrix spike	10/23/2012	Pesticide	Butachlor	n/a	=	0.99	µg/L	EPA 525.2	0.017	0.2			QAX
2012/13-1	000NONPJ	matrix spike, rec	10/23/2012	Pesticide	Butachlor	n/a	=	99	%	EPA 525.2	-88	-88	67	181	QAX
2012/13-1	000NONPJ	matrix spike dup	10/23/2012	Pesticide	Butachlor	n/a	=	1.09	µg/L	EPA 525.2	0.017	0.2			QAX
2012/13-1	000NONPJ	matrix spike dup, rec	10/23/2012	Pesticide	Butachlor	n/a	=	109	%	EPA 525.2	-88	-88	67	181	QAX
2012/13-1	000NONPJ	matrix spike, RPD	10/23/2012	Pesticide	Butachlor	n/a	=	10	%	EPA 525.2	-88	-88	0	30	QAX
2012/13-1	Lab	method blank	10/23/2012	Pesticide	Butachlor	n/a	<	0.017	µg/L	EPA 525.2	0.017	0.2			
2012/13-1	Lab	LCS	10/23/2012	Pesticide	Butachlor	n/a	=	1	µg/L	EPA 525.2	0.017	0.2			
2012/13-1	Lab	LCS, rec	10/23/2012	Pesticide	Butachlor	n/a	=	100	%	EPA 525.2	-88	-88	55	178	
2012/13-1	000NONPJ	matrix spike	10/23/2012	Pesticide	Captan	n/a	<	0.86	µg/L	EPA 525.2	0.86	1			QAX,DRM,GB
2012/13-1	000NONPJ	matrix spike, rec	10/23/2012	Pesticide	Captan	n/a	=	0	%	EPA 525.2	-88	-88	45	182	QAX,DRM,GB
2012/13-1	000NONPJ	matrix spike dup	10/23/2012	Pesticide	Captan	n/a	DNQ	0.7	µg/L	EPA 525.2	-88	1			QAX,DRM
2012/13-1	000NONPJ	matrix spike dup, rec	10/23/2012	Pesticide	Captan	n/a	=	70	%	EPA 525.2	-88	-88	45	182	QAX,DRM
2012/13-1	000NONPJ	matrix spike, RPD	10/23/2012	Pesticide	Captan	n/a	=	200	%	EPA 525.2	-88	-88	0	30	QAX,DRM,IL
2012/13-1	Lab	method blank	10/23/2012	Pesticide	Captan	n/a	<	0.86	µg/L	EPA 525.2	0.86	1			
2012/13-1	Lab	LCS	10/23/2012	Pesticide	Captan	n/a	DNQ	0.57	µg/L	EPA 525.2	-88	1			
2012/13-1	Lab	LCS, rec	10/23/2012	Pesticide	Captan	n/a	=	57	%	EPA 525.2	-88	-88	20	215	
2012/13-1	Lab	method blank	10/18/2012	Pesticide	Chlordane (technical)	n/a	<	0.08	µg/L	EPA 608	0.08	0.1			
2012/13-1	000NONPJ	matrix spike	10/23/2012	Pesticide	Chloropropham	n/a	=	1.19	µg/L	EPA 525.2	0.01	0.1			QAX
2012/13-1	000NONPJ	matrix spike, rec	10/23/2012	Pesticide	Chloropropham	n/a	=	119	%	EPA 525.2	-88	-88	76	137	QAX
2012/13-1	000NONPJ	matrix spike dup	10/23/2012	Pesticide	Chloropropham	n/a	=	1.15	µg/L	EPA 525.2	0.01	0.1			QAX
2012/13-1	000NONPJ	matrix spike dup, rec	10/23/2012	Pesticide	Chloropropham	n/a	=	115	%	EPA 525.2	-88	-88	76	137	QAX
2012/13-1	000NONPJ	matrix spike, RPD	10/23/2012	Pesticide	Chloropropham	n/a	=	3	%	EPA 525.2	-88	-88	0	30	QAX
2012/13-1	Lab	method blank	10/23/2012	Pesticide	Chloropropham	n/a	<	0.01	µg/L	EPA 525.2	0.01	0.1			
2012/13-1	Lab	LCS	10/23/2012	Pesticide	Chloropropham	n/a	=	0.96	µg/L	EPA 525.2	0.01	0.1			
2012/13-1	Lab	LCS, rec	10/23/2012	Pesticide	Chloropropham	n/a	=	96	%	EPA 525.2	-88	-88	74	133	
2012/13-1	000NONPJ	matrix spike	11/9/2012	Pesticide	Chlorpyrifos	n/a	=	0.0649	µg/L	EPA 525.2	0.0069	0.01			QAX
2012/13-1	000NONPJ	matrix spike dup	11/9/2012	Pesticide	Chlorpyrifos	n/a	=	0.0592	µg/L	EPA 525.2	0.0069	0.01			QAX
2012/13-1	000NONPJ	matrix spike dup, rec	11/9/2012	Pesticide	Chlorpyrifos	n/a	=	118	%	EPA 525.2	-88	-88	50	150	QAX
2012/13-1	000NONPJ	matrix spike, rec	11/9/2012	Pesticide	Chlorpyrifos	n/a	=	130	%	EPA 525.2	-88	-88	50	150	QAX
2012/13-1	000NONPJ	matrix spike, RPD	11/9/2012	Pesticide	Chlorpyrifos	n/a	=	9	%	EPA 525.2	-88	-88	0	25	QAX
2012/13-1	Lab	LCS	11/9/2012	Pesticide	Chlorpyrifos	n/a	=	0.0572	µg/L	EPA 525.2	0.0069	0.01			

Appendix F
Laboratory QA/QC Analysis Results

Event ID	Site ID	QAQC Sample Type	Analysis Date	Classification	Constituent	Fraction	Sign	Result	Units	Method	MDL	RL	QA Limit		DQOComp
													Min	Max	
2012/13-1	Lab	LCS, rec	11/9/2012	Pesticide	Chlorpyrifos	n/a	=	114	%	EPA 525.2	-88	-88	50	150	
2012/13-1	Lab	method blank	11/9/2012	Pesticide	Chlorpyrifos	n/a	<	0.0069	µg/L	EPA 525.2	0.0069	0.01			
2012/13-1	000NONPJ	matrix spike	11/9/2012	Pesticide	Coumaphos	n/a	=	0.0777	µg/L	EPA 525.2	0.0051	0.01			QAX,GB
2012/13-1	000NONPJ	matrix spike dup	11/9/2012	Pesticide	Coumaphos	n/a	=	0.0781	µg/L	EPA 525.2	0.0051	0.01			QAX,GB
2012/13-1	000NONPJ	matrix spike dup, rec	11/9/2012	Pesticide	Coumaphos	n/a	=	156	%	EPA 525.2	-88	-88	50	150	QAX,GB
2012/13-1	000NONPJ	matrix spike, rec	11/9/2012	Pesticide	Coumaphos	n/a	=	155	%	EPA 525.2	-88	-88	50	150	QAX,GB
2012/13-1	000NONPJ	matrix spike, RPD	11/9/2012	Pesticide	Coumaphos	n/a	=	0.6	%	EPA 525.2	-88	-88	0	25	QAX,GB
2012/13-1	Lab	LCS	11/9/2012	Pesticide	Coumaphos	n/a	=	0.108	µg/L	EPA 525.2	0.0051	0.01			EUM
2012/13-1	Lab	LCS, rec	11/9/2012	Pesticide	Coumaphos	n/a	=	216	%	EPA 525.2	-88	-88	50	150	EUM
2012/13-1	Lab	method blank	11/9/2012	Pesticide	Coumaphos	n/a	<	0.0051	µg/L	EPA 525.2	0.0051	0.01			
2012/13-1	000NONPJ	matrix spike	10/23/2012	Pesticide	Cyanazine	n/a	=	1.14	µg/L	EPA 525.2	0.024	0.1			QAX
2012/13-1	000NONPJ	matrix spike, rec	10/23/2012	Pesticide	Cyanazine	n/a	=	114	%	EPA 525.2	-88	-88	26	145	QAX
2012/13-1	000NONPJ	matrix spike dup	10/23/2012	Pesticide	Cyanazine	n/a	=	0.99	µg/L	EPA 525.2	0.024	0.1			QAX
2012/13-1	000NONPJ	matrix spike dup, rec	10/23/2012	Pesticide	Cyanazine	n/a	=	99	%	EPA 525.2	-88	-88	26	145	QAX
2012/13-1	000NONPJ	matrix spike, RPD	10/23/2012	Pesticide	Cyanazine	n/a	=	14	%	EPA 525.2	-88	-88	0	30	QAX
2012/13-1	Lab	method blank	10/23/2012	Pesticide	Cyanazine	n/a	<	0.024	µg/L	EPA 525.2	0.024	0.1			
2012/13-1	Lab	LCS	10/23/2012	Pesticide	Cyanazine	n/a	=	0.97	µg/L	EPA 525.2	0.024	0.1			
2012/13-1	Lab	LCS, rec	10/23/2012	Pesticide	Cyanazine	n/a	=	97	%	EPA 525.2	-88	-88	69	131	
2012/13-1	000NONPJ	matrix spike	10/16/2012	Pesticide	Dalapon	n/a	=	17.2	µg/L	EPA 515.3	0.1	0.4			QAX
2012/13-1	000NONPJ	matrix spike, rec	10/16/2012	Pesticide	Dalapon	n/a	=	108	%	EPA 515.3	-88	-88	70	130	QAX
2012/13-1	000NONPJ	matrix spike	10/16/2012	Pesticide	Dalapon	n/a	=	9.46	µg/L	EPA 515.3	0.1	0.4			QAX
2012/13-1	000NONPJ	matrix spike, rec	10/16/2012	Pesticide	Dalapon	n/a	=	118	%	EPA 515.3	-88	-88	70	130	QAX
2012/13-1	000NONPJ	matrix spike dup	10/16/2012	Pesticide	Dalapon	n/a	=	9.35	µg/L	EPA 515.3	0.1	0.4			QAX
2012/13-1	000NONPJ	matrix spike dup, rec	10/16/2012	Pesticide	Dalapon	n/a	=	117	%	EPA 515.3	-88	-88	70	130	QAX
2012/13-1	000NONPJ	matrix spike, RPD	10/16/2012	Pesticide	Dalapon	n/a	=	1	%	EPA 515.3	-88	-88	0	30	QAX
2012/13-1	Lab	method blank	10/16/2012	Pesticide	Dalapon	n/a	<	0.1	µg/L	EPA 515.3	0.1	0.4			
2012/13-1	Lab	LCS	10/16/2012	Pesticide	Dalapon	n/a	=	8.88	µg/L	EPA 515.3	0.1	0.4			
2012/13-1	Lab	LCS, rec	10/16/2012	Pesticide	Dalapon	n/a	=	111	%	EPA 515.3	-88	-88	70	130	
2012/13-1	000NONPJ	matrix spike	10/16/2012	Pesticide	DCPA (Dacthal)	n/a	=	6.8	µg/L	EPA 515.3	0.07	0.1			QAX
2012/13-1	000NONPJ	matrix spike, rec	10/16/2012	Pesticide	DCPA (Dacthal)	n/a	=	85	%	EPA 515.3	-88	-88	70	130	QAX
2012/13-1	000NONPJ	matrix spike	10/16/2012	Pesticide	DCPA (Dacthal)	n/a	=	3.83	µg/L	EPA 515.3	0.07	0.1			QAX
2012/13-1	000NONPJ	matrix spike, rec	10/16/2012	Pesticide	DCPA (Dacthal)	n/a	=	96	%	EPA 515.3	-88	-88	70	130	QAX
2012/13-1	000NONPJ	matrix spike dup	10/16/2012	Pesticide	DCPA (Dacthal)	n/a	=	3.7	µg/L	EPA 515.3	0.07	0.1			QAX
2012/13-1	000NONPJ	matrix spike dup, rec	10/16/2012	Pesticide	DCPA (Dacthal)	n/a	=	92	%	EPA 515.3	-88	-88	70	130	QAX
2012/13-1	000NONPJ	matrix spike, RPD	10/16/2012	Pesticide	DCPA (Dacthal)	n/a	=	4	%	EPA 515.3	-88	-88	0	30	QAX
2012/13-1	Lab	method blank	10/16/2012	Pesticide	DCPA (Dacthal)	n/a	<	0.07	µg/L	EPA 515.3	0.07	0.1			
2012/13-1	Lab	LCS	10/16/2012	Pesticide	DCPA (Dacthal)	n/a	=	3.45	µg/L	EPA 515.3	0.07	0.1			
2012/13-1	Lab	LCS, rec	10/16/2012	Pesticide	DCPA (Dacthal)	n/a	=	86	%	EPA 515.3	-88	-88	70	130	
2012/13-1	Lab	method blank	10/18/2012	Pesticide	delta-BHC	n/a	<	0.0025	µg/L	EPA 608	0.0025	0.005			
2012/13-1	Lab	LCS	10/18/2012	Pesticide	delta-BHC	n/a	=	0.1	µg/L	EPA 608	0.0025	0.005			
2012/13-1	Lab	LCS, rec	10/18/2012	Pesticide	delta-BHC	n/a	=	100	%	EPA 608	-88	-88	19	140	
2012/13-1	MO-OJA	matrix spike	10/18/2012	Pesticide	delta-BHC	n/a	=	0.0803	µg/L	EPA 608	0.0025	0.005			
2012/13-1	MO-OJA	matrix spike, rec	10/18/2012	Pesticide	delta-BHC	n/a	=	80	%	EPA 608	-88	-88	19	140	
2012/13-1	MO-OJA	matrix spike dup	10/18/2012	Pesticide	delta-BHC	n/a	=	0.0797	µg/L	EPA 608	0.0025	0.005			
2012/13-1	MO-OJA	matrix spike dup, rec	10/18/2012	Pesticide	delta-BHC	n/a	=	80	%	EPA 608	-88	-88	19	140	
2012/13-1	MO-OJA	matrix spike, RPD	10/18/2012	Pesticide	delta-BHC	n/a	=	0.7	%	EPA 608	-88	-88	0	30	
2012/13-1	000NONPJ	matrix spike	11/9/2012	Pesticide	Demeton-O	n/a	=	0.0248	µg/L	EPA 525.2	0.01	0.01			QAX

Appendix F
Laboratory QA/QC Analysis Results

Event ID	Site ID	QAQC Sample Type	Analysis Date	Classification	Constituent	Fraction	Sign	Result	Units	Method	MDL	RL	QA Limit		DQOComp
													Min	Max	
2012/13-1	000NONPJ	matrix spike dup	11/9/2012	Pesticide	Demeton-O	n/a	=	0.026	µg/L	EPA 525.2	0.01	0.01			QAX
2012/13-1	000NONPJ	matrix spike dup, rec	11/9/2012	Pesticide	Demeton-O	n/a	=	52	%	EPA 525.2	-88	-88	50	150	QAX
2012/13-1	000NONPJ	matrix spike, rec	11/9/2012	Pesticide	Demeton-O	n/a	=	50	%	EPA 525.2	-88	-88	50	150	QAX
2012/13-1	000NONPJ	matrix spike, RPD	11/9/2012	Pesticide	Demeton-O	n/a	=	5	%	EPA 525.2	-88	-88	0	25	QAX
2012/13-1	Lab	LCS	11/9/2012	Pesticide	Demeton-O	n/a	=	0.0327	µg/L	EPA 525.2	0.01	0.01			
2012/13-1	Lab	LCS, rec	11/9/2012	Pesticide	Demeton-O	n/a	=	65	%	EPA 525.2	-88	-88	50	150	
2012/13-1	Lab	method blank	11/9/2012	Pesticide	Demeton-O	n/a	<	0.01	µg/L	EPA 525.2	0.01	0.01			
2012/13-1	000NONPJ	matrix spike	11/9/2012	Pesticide	Demeton-S	n/a	=	0.0248	µg/L	EPA 525.2	0.01	0.01			QAX
2012/13-1	000NONPJ	matrix spike dup	11/9/2012	Pesticide	Demeton-S	n/a	=	0.026	µg/L	EPA 525.2	0.01	0.01			QAX
2012/13-1	000NONPJ	matrix spike dup, rec	11/9/2012	Pesticide	Demeton-S	n/a	=	52	%	EPA 525.2	-88	-88	50	150	QAX
2012/13-1	000NONPJ	matrix spike, rec	11/9/2012	Pesticide	Demeton-S	n/a	=	50	%	EPA 525.2	-88	-88	50	150	QAX
2012/13-1	000NONPJ	matrix spike, RPD	11/9/2012	Pesticide	Demeton-S	n/a	=	5	%	EPA 525.2	-88	-88	0	25	QAX
2012/13-1	Lab	LCS	11/9/2012	Pesticide	Demeton-S	n/a	=	0.0327	µg/L	EPA 525.2	0.01	0.01			
2012/13-1	Lab	LCS, rec	11/9/2012	Pesticide	Demeton-S	n/a	=	65	%	EPA 525.2	-88	-88	50	150	
2012/13-1	Lab	method blank	11/9/2012	Pesticide	Demeton-S	n/a	<	0.01	µg/L	EPA 525.2	0.01	0.01			
2012/13-1	000NONPJ	matrix spike	11/9/2012	Pesticide	Diazinon	n/a	=	0.0378	µg/L	EPA 525.2	0.0052	0.01			QAX,IP
2012/13-1	000NONPJ	matrix spike dup	11/9/2012	Pesticide	Diazinon	n/a	=	0.0333	µg/L	EPA 525.2	0.0052	0.01			QAX,IP
2012/13-1	000NONPJ	matrix spike dup, rec	11/9/2012	Pesticide	Diazinon	n/a	=	67	%	EPA 525.2	-88	-88	50	150	QAX,IP
2012/13-1	000NONPJ	matrix spike, rec	11/9/2012	Pesticide	Diazinon	n/a	=	76	%	EPA 525.2	-88	-88	50	150	QAX,IP
2012/13-1	000NONPJ	matrix spike, RPD	11/9/2012	Pesticide	Diazinon	n/a	=	12	%	EPA 525.2	-88	-88	0	25	QAX,IP
2012/13-1	Lab	LCS	11/9/2012	Pesticide	Diazinon	n/a	=	0.045	µg/L	EPA 525.2	0.0052	0.01			IP
2012/13-1	Lab	LCS, rec	11/9/2012	Pesticide	Diazinon	n/a	=	90	%	EPA 525.2	-88	-88	50	150	IP
2012/13-1	Lab	method blank	11/9/2012	Pesticide	Diazinon	n/a	=	0.0511	µg/L	EPA 525.2	0.0052	0.01			IP
2012/13-1	000NONPJ	matrix spike	10/16/2012	Pesticide	Dicamba	n/a	=	16	µg/L	EPA 515.3	0.12	0.6			QAX
2012/13-1	000NONPJ	matrix spike, rec	10/16/2012	Pesticide	Dicamba	n/a	=	100	%	EPA 515.3	-88	-88	70	130	QAX
2012/13-1	000NONPJ	matrix spike	10/16/2012	Pesticide	Dicamba	n/a	=	8.79	µg/L	EPA 515.3	0.12	0.6			QAX
2012/13-1	000NONPJ	matrix spike, rec	10/16/2012	Pesticide	Dicamba	n/a	=	110	%	EPA 515.3	-88	-88	70	130	QAX
2012/13-1	000NONPJ	matrix spike dup	10/16/2012	Pesticide	Dicamba	n/a	=	8.36	µg/L	EPA 515.3	0.12	0.6			QAX
2012/13-1	000NONPJ	matrix spike dup, rec	10/16/2012	Pesticide	Dicamba	n/a	=	105	%	EPA 515.3	-88	-88	70	130	QAX
2012/13-1	000NONPJ	matrix spike, RPD	10/16/2012	Pesticide	Dicamba	n/a	=	5	%	EPA 515.3	-88	-88	0	30	QAX
2012/13-1	Lab	method blank	10/16/2012	Pesticide	Dicamba	n/a	<	0.12	µg/L	EPA 515.3	0.12	0.6			
2012/13-1	Lab	LCS	10/16/2012	Pesticide	Dicamba	n/a	=	8.09	µg/L	EPA 515.3	0.12	0.6			
2012/13-1	Lab	LCS, rec	10/16/2012	Pesticide	Dicamba	n/a	=	101	%	EPA 515.3	-88	-88	70	130	
2012/13-1	000NONPJ	matrix spike	10/16/2012	Pesticide	Dichlorprop	n/a	=	16.1	µg/L	EPA 515.3	0.08	0.3			QAX
2012/13-1	000NONPJ	matrix spike, rec	10/16/2012	Pesticide	Dichlorprop	n/a	=	100	%	EPA 515.3	-88	-88	70	130	QAX
2012/13-1	000NONPJ	matrix spike	10/16/2012	Pesticide	Dichlorprop	n/a	=	8.29	µg/L	EPA 515.3	0.08	0.3			QAX
2012/13-1	000NONPJ	matrix spike, rec	10/16/2012	Pesticide	Dichlorprop	n/a	=	104	%	EPA 515.3	-88	-88	70	130	QAX
2012/13-1	000NONPJ	matrix spike dup	10/16/2012	Pesticide	Dichlorprop	n/a	=	7.87	µg/L	EPA 515.3	0.08	0.3			QAX
2012/13-1	000NONPJ	matrix spike dup, rec	10/16/2012	Pesticide	Dichlorprop	n/a	=	98	%	EPA 515.3	-88	-88	70	130	QAX
2012/13-1	000NONPJ	matrix spike, RPD	10/16/2012	Pesticide	Dichlorprop	n/a	=	5	%	EPA 515.3	-88	-88	0	30	QAX
2012/13-1	Lab	method blank	10/16/2012	Pesticide	Dichlorprop	n/a	<	0.08	µg/L	EPA 515.3	0.08	0.3			
2012/13-1	Lab	LCS	10/16/2012	Pesticide	Dichlorprop	n/a	=	8.28	µg/L	EPA 515.3	0.08	0.3			
2012/13-1	Lab	LCS, rec	10/16/2012	Pesticide	Dichlorprop	n/a	=	104	%	EPA 515.3	-88	-88	70	130	
2012/13-1	000NONPJ	matrix spike	11/9/2012	Pesticide	Dichlorvos	n/a	=	0.0439	µg/L	EPA 525.2	0.0029	0.01			QAX
2012/13-1	000NONPJ	matrix spike dup	11/9/2012	Pesticide	Dichlorvos	n/a	=	0.0421	µg/L	EPA 525.2	0.0029	0.01			QAX
2012/13-1	000NONPJ	matrix spike dup, rec	11/9/2012	Pesticide	Dichlorvos	n/a	=	84	%	EPA 525.2	-88	-88	50	150	QAX
2012/13-1	000NONPJ	matrix spike, rec	11/9/2012	Pesticide	Dichlorvos	n/a	=	88	%	EPA 525.2	-88	-88	50	150	QAX

Appendix F
Laboratory QA/QC Analysis Results

Event ID	Site ID	QAQC Sample Type	Analysis Date	Classification	Constituent	Fraction	Sign	Result	Units	Method	MDL	RL	QA Limit		DQOComp
													Min	Max	
2012/13-1	000NONPJ	matrix spike, RPD	11/9/2012	Pesticide	Dichlorvos	n/a	=	4	%	EPA 525.2	-88	-88	0	25	QAX
2012/13-1	Lab	LCS	11/9/2012	Pesticide	Dichlorvos	n/a	=	0.0344	µg/L	EPA 525.2	0.0029	0.01			
2012/13-1	Lab	LCS, rec	11/9/2012	Pesticide	Dichlorvos	n/a	=	69	%	EPA 525.2	-88	-88	50	150	
2012/13-1	Lab	method blank	11/9/2012	Pesticide	Dichlorvos	n/a	<	0.0029	µg/L	EPA 525.2	0.0029	0.01			
2012/13-1	Lab	method blank	10/18/2012	Pesticide	Dieldrin	n/a	<	0.0021	µg/L	EPA 608	0.0021	0.01			
2012/13-1	Lab	LCS	10/18/2012	Pesticide	Dieldrin	n/a	=	0.0983	µg/L	EPA 608	0.0021	0.01			
2012/13-1	Lab	LCS, rec	10/18/2012	Pesticide	Dieldrin	n/a	=	98	%	EPA 608	-88	-88	36	146	
2012/13-1	MO-OJA	matrix spike	10/18/2012	Pesticide	Dieldrin	n/a	=	0.0888	µg/L	EPA 608	0.0021	0.01			
2012/13-1	MO-OJA	matrix spike, rec	10/18/2012	Pesticide	Dieldrin	n/a	=	89	%	EPA 608	-88	-88	36	146	
2012/13-1	MO-OJA	matrix spike dup	10/18/2012	Pesticide	Dieldrin	n/a	=	0.0748	µg/L	EPA 608	0.0021	0.01			
2012/13-1	MO-OJA	matrix spike dup, rec	10/18/2012	Pesticide	Dieldrin	n/a	=	75	%	EPA 608	-88	-88	36	146	
2012/13-1	MO-OJA	matrix spike, RPD	10/18/2012	Pesticide	Dieldrin	n/a	=	17	%	EPA 608	-88	-88	0	30	
2012/13-1	000NONPJ	matrix spike	11/9/2012	Pesticide	Dimethoate	n/a	=	0.0586	µg/L	EPA 525.2	0.0062	0.01			QAX,IP
2012/13-1	000NONPJ	matrix spike dup	11/9/2012	Pesticide	Dimethoate	n/a	=	0.0585	µg/L	EPA 525.2	0.0062	0.01			QAX,IP
2012/13-1	000NONPJ	matrix spike dup, rec	11/9/2012	Pesticide	Dimethoate	n/a	=	117	%	EPA 525.2	-88	-88	50	150	QAX,IP
2012/13-1	000NONPJ	matrix spike, rec	11/9/2012	Pesticide	Dimethoate	n/a	=	117	%	EPA 525.2	-88	-88	50	150	QAX,IP
2012/13-1	000NONPJ	matrix spike, RPD	11/9/2012	Pesticide	Dimethoate	n/a	=	0.2	%	EPA 525.2	-88	-88	0	25	QAX,IP
2012/13-1	Lab	LCS	11/9/2012	Pesticide	Dimethoate	n/a	=	0.0845	µg/L	EPA 525.2	0.0062	0.01			EUM,IP
2012/13-1	Lab	LCS, rec	11/9/2012	Pesticide	Dimethoate	n/a	=	169	%	EPA 525.2	-88	-88	50	150	EUM,IP
2012/13-1	Lab	method blank	11/9/2012	Pesticide	Dimethoate	n/a	=	0.0643	µg/L	EPA 525.2	0.0062	0.01			IP
2012/13-1	000NONPJ	matrix spike	10/16/2012	Pesticide	Dinoseb	n/a	=	8.24	µg/L	EPA 515.3	0.14	0.4			QAX
2012/13-1	000NONPJ	matrix spike, rec	10/16/2012	Pesticide	Dinoseb	n/a	=	103	%	EPA 515.3	-88	-88	70	130	QAX
2012/13-1	000NONPJ	matrix spike	10/16/2012	Pesticide	Dinoseb	n/a	=	4.43	µg/L	EPA 515.3	0.14	0.4			QAX
2012/13-1	000NONPJ	matrix spike, rec	10/16/2012	Pesticide	Dinoseb	n/a	=	111	%	EPA 515.3	-88	-88	70	130	QAX
2012/13-1	000NONPJ	matrix spike dup	10/16/2012	Pesticide	Dinoseb	n/a	=	4.28	µg/L	EPA 515.3	0.14	0.4			QAX
2012/13-1	000NONPJ	matrix spike dup, rec	10/16/2012	Pesticide	Dinoseb	n/a	=	107	%	EPA 515.3	-88	-88	70	130	QAX
2012/13-1	000NONPJ	matrix spike, RPD	10/16/2012	Pesticide	Dinoseb	n/a	=	3	%	EPA 515.3	-88	-88	0	30	QAX
2012/13-1	Lab	method blank	10/16/2012	Pesticide	Dinoseb	n/a	<	0.14	µg/L	EPA 515.3	0.14	0.4			
2012/13-1	Lab	LCS	10/16/2012	Pesticide	Dinoseb	n/a	=	4.22	µg/L	EPA 515.3	0.14	0.4			
2012/13-1	Lab	LCS, rec	10/16/2012	Pesticide	Dinoseb	n/a	=	105	%	EPA 515.3	-88	-88	70	130	
2012/13-1	000NONPJ	matrix spike	10/23/2012	Pesticide	Diphenamid	n/a	=	1.03	µg/L	EPA 525.2	0.024	0.1			QAX
2012/13-1	000NONPJ	matrix spike, rec	10/23/2012	Pesticide	Diphenamid	n/a	=	103	%	EPA 525.2	-88	-88	86	130	QAX
2012/13-1	000NONPJ	matrix spike dup	10/23/2012	Pesticide	Diphenamid	n/a	=	1	µg/L	EPA 525.2	0.024	0.1			QAX
2012/13-1	000NONPJ	matrix spike dup, rec	10/23/2012	Pesticide	Diphenamid	n/a	=	100	%	EPA 525.2	-88	-88	86	130	QAX
2012/13-1	000NONPJ	matrix spike, RPD	10/23/2012	Pesticide	Diphenamid	n/a	=	3	%	EPA 525.2	-88	-88	0	30	QAX
2012/13-1	Lab	method blank	10/23/2012	Pesticide	Diphenamid	n/a	<	0.024	µg/L	EPA 525.2	0.024	0.1			
2012/13-1	Lab	LCS	10/23/2012	Pesticide	Diphenamid	n/a	=	0.94	µg/L	EPA 525.2	0.024	0.1			
2012/13-1	Lab	LCS, rec	10/23/2012	Pesticide	Diphenamid	n/a	=	94	%	EPA 525.2	-88	-88	82	144	
2012/13-1	000NONPJ	matrix spike	11/9/2012	Pesticide	Disulfoton	n/a	=	0.0341	µg/L	EPA 525.2	0.01	0.01			QAX
2012/13-1	000NONPJ	matrix spike dup	11/9/2012	Pesticide	Disulfoton	n/a	=	0.0348	µg/L	EPA 525.2	0.01	0.01			QAX
2012/13-1	000NONPJ	matrix spike dup, rec	11/9/2012	Pesticide	Disulfoton	n/a	=	70	%	EPA 525.2	-88	-88	50	150	QAX
2012/13-1	000NONPJ	matrix spike, rec	11/9/2012	Pesticide	Disulfoton	n/a	=	68	%	EPA 525.2	-88	-88	50	150	QAX
2012/13-1	000NONPJ	matrix spike, RPD	11/9/2012	Pesticide	Disulfoton	n/a	=	2	%	EPA 525.2	-88	-88	0	25	QAX
2012/13-1	Lab	LCS	11/9/2012	Pesticide	Disulfoton	n/a	=	0.0369	µg/L	EPA 525.2	0.01	0.01			
2012/13-1	Lab	LCS, rec	11/9/2012	Pesticide	Disulfoton	n/a	=	74	%	EPA 525.2	-88	-88	50	150	
2012/13-1	Lab	method blank	11/9/2012	Pesticide	Disulfoton	n/a	<	0.01	µg/L	EPA 525.2	0.01	0.01			
2012/13-1	Lab	method blank	10/18/2012	Pesticide	Endosulfan I	n/a	<	0.0017	µg/L	EPA 608	0.0017	0.02			

Appendix F
Laboratory QA/QC Analysis Results

Event ID	Site ID	QAQC Sample Type	Analysis Date	Classification	Constituent	Fraction	Sign	Result	Units	Method	MDL	RL	QA Limit		DQOComp
													Min	Max	
2012/13-1	Lab	LCS	10/18/2012	Pesticide	Endosulfan I	n/a	=	0.0558	µg/L	EPA 608	0.0017	0.02			
2012/13-1	Lab	LCS, rec	10/18/2012	Pesticide	Endosulfan I	n/a	=	56	%	EPA 608	-88	-88	45	153	
2012/13-1	MO-OJA	matrix spike	10/18/2012	Pesticide	Endosulfan I	n/a	=	0.0464	µg/L	EPA 608	0.0017	0.02			
2012/13-1	MO-OJA	matrix spike, rec	10/18/2012	Pesticide	Endosulfan I	n/a	=	46	%	EPA 608	-88	-88	45	153	
2012/13-1	MO-OJA	matrix spike dup	10/18/2012	Pesticide	Endosulfan I	n/a	=	0.0398	µg/L	EPA 608	0.0017	0.02			GB
2012/13-1	MO-OJA	matrix spike dup, rec	10/18/2012	Pesticide	Endosulfan I	n/a	=	40	%	EPA 608	-88	-88	45	153	GB
2012/13-1	MO-OJA	matrix spike, RPD	10/18/2012	Pesticide	Endosulfan I	n/a	=	16	%	EPA 608	-88	-88	0	30	GB
2012/13-1	Lab	method blank	10/18/2012	Pesticide	Endosulfan II	n/a	<	0.0019	µg/L	EPA 608	0.0019	0.01			
2012/13-1	Lab	LCS	10/18/2012	Pesticide	Endosulfan II	n/a	=	0.0769	µg/L	EPA 608	0.0019	0.01			
2012/13-1	Lab	LCS, rec	10/18/2012	Pesticide	Endosulfan II	n/a	=	77	%	EPA 608	-88	-88	2	202	
2012/13-1	MO-OJA	matrix spike	10/18/2012	Pesticide	Endosulfan II	n/a	=	0.0292	µg/L	EPA 608	0.0019	0.01			
2012/13-1	MO-OJA	matrix spike, rec	10/18/2012	Pesticide	Endosulfan II	n/a	=	29	%	EPA 608	-88	-88	2	202	
2012/13-1	MO-OJA	matrix spike dup	10/18/2012	Pesticide	Endosulfan II	n/a	=	0.0367	µg/L	EPA 608	0.0019	0.01			
2012/13-1	MO-OJA	matrix spike dup, rec	10/18/2012	Pesticide	Endosulfan II	n/a	=	37	%	EPA 608	-88	-88	2	202	
2012/13-1	MO-OJA	matrix spike, RPD	10/18/2012	Pesticide	Endosulfan II	n/a	=	23	%	EPA 608	-88	-88	0	30	
2012/13-1	Lab	method blank	10/18/2012	Pesticide	Endosulfan sulfate	n/a	<	0.008	µg/L	EPA 608	0.008	0.05			
2012/13-1	Lab	LCS	10/18/2012	Pesticide	Endosulfan sulfate	n/a	=	0.12	µg/L	EPA 608	0.008	0.05			
2012/13-1	Lab	LCS, rec	10/18/2012	Pesticide	Endosulfan sulfate	n/a	=	120	%	EPA 608	-88	-88	26	144	
2012/13-1	MO-OJA	matrix spike	10/18/2012	Pesticide	Endosulfan sulfate	n/a	=	0.0736	µg/L	EPA 608	0.008	0.05			
2012/13-1	MO-OJA	matrix spike, rec	10/18/2012	Pesticide	Endosulfan sulfate	n/a	=	74	%	EPA 608	-88	-88	26	144	
2012/13-1	MO-OJA	matrix spike dup	10/18/2012	Pesticide	Endosulfan sulfate	n/a	=	0.0861	µg/L	EPA 608	0.008	0.05			
2012/13-1	MO-OJA	matrix spike dup, rec	10/18/2012	Pesticide	Endosulfan sulfate	n/a	=	86	%	EPA 608	-88	-88	26	144	
2012/13-1	MO-OJA	matrix spike, RPD	10/18/2012	Pesticide	Endosulfan sulfate	n/a	=	16	%	EPA 608	-88	-88	0	30	
2012/13-1	Lab	method blank	10/18/2012	Pesticide	Endrin	n/a	<	0.0028	µg/L	EPA 608	0.0028	0.01			
2012/13-1	Lab	LCS	10/18/2012	Pesticide	Endrin	n/a	=	0.114	µg/L	EPA 608	0.0028	0.01			
2012/13-1	Lab	LCS, rec	10/18/2012	Pesticide	Endrin	n/a	=	114	%	EPA 608	-88	-88	30	147	
2012/13-1	MO-OJA	matrix spike	10/18/2012	Pesticide	Endrin	n/a	=	0.105	µg/L	EPA 608	0.0028	0.01			
2012/13-1	MO-OJA	matrix spike, rec	10/18/2012	Pesticide	Endrin	n/a	=	105	%	EPA 608	-88	-88	30	147	
2012/13-1	MO-OJA	matrix spike dup	10/18/2012	Pesticide	Endrin	n/a	=	0.0861	µg/L	EPA 608	0.0028	0.01			
2012/13-1	MO-OJA	matrix spike dup, rec	10/18/2012	Pesticide	Endrin	n/a	=	86	%	EPA 608	-88	-88	30	147	
2012/13-1	MO-OJA	matrix spike, RPD	10/18/2012	Pesticide	Endrin	n/a	=	20	%	EPA 608	-88	-88	0	30	
2012/13-1	Lab	method blank	10/18/2012	Pesticide	Endrin aldehyde	n/a	<	0.003	µg/L	EPA 608	0.003	0.01			
2012/13-1	Lab	LCS	10/18/2012	Pesticide	Endrin aldehyde	n/a	=	0.111	µg/L	EPA 608	0.003	0.01			
2012/13-1	Lab	LCS, rec	10/18/2012	Pesticide	Endrin aldehyde	n/a	=	111	%	EPA 608	-88	-88	41	203	
2012/13-1	MO-OJA	matrix spike	10/18/2012	Pesticide	Endrin aldehyde	n/a	=	0.032	µg/L	EPA 608	0.003	0.01			
2012/13-1	MO-OJA	matrix spike, rec	10/18/2012	Pesticide	Endrin aldehyde	n/a	=	32	%	EPA 608	-88	-88	30	180	
2012/13-1	MO-OJA	matrix spike dup	10/18/2012	Pesticide	Endrin aldehyde	n/a	=	0.0382	µg/L	EPA 608	0.003	0.01			
2012/13-1	MO-OJA	matrix spike dup, rec	10/18/2012	Pesticide	Endrin aldehyde	n/a	=	38	%	EPA 608	-88	-88	30	180	
2012/13-1	MO-OJA	matrix spike, RPD	10/18/2012	Pesticide	Endrin aldehyde	n/a	=	18	%	EPA 608	-88	-88	0	30	
2012/13-1	000NONPJ	matrix spike	10/23/2012	Pesticide	EPTC	n/a	=	1.15	µg/L	EPA 525.2	0.017	1			QAX
2012/13-1	000NONPJ	matrix spike, rec	10/23/2012	Pesticide	EPTC	n/a	=	115	%	EPA 525.2	-88	-88	67	119	QAX
2012/13-1	000NONPJ	matrix spike dup	10/23/2012	Pesticide	EPTC	n/a	=	1.04	µg/L	EPA 525.2	0.017	1			QAX
2012/13-1	000NONPJ	matrix spike dup, rec	10/23/2012	Pesticide	EPTC	n/a	=	104	%	EPA 525.2	-88	-88	67	119	QAX
2012/13-1	000NONPJ	matrix spike, RPD	10/23/2012	Pesticide	EPTC	n/a	=	10	%	EPA 525.2	-88	-88	0	30	QAX
2012/13-1	Lab	method blank	10/23/2012	Pesticide	EPTC	n/a	<	0.017	µg/L	EPA 525.2	0.017	1			
2012/13-1	Lab	LCS	10/23/2012	Pesticide	EPTC	n/a	=	1.05	µg/L	EPA 525.2	0.017	1			
2012/13-1	Lab	LCS, rec	10/23/2012	Pesticide	EPTC	n/a	=	105	%	EPA 525.2	-88	-88	75	110	

Appendix F
Laboratory QA/QC Analysis Results

Event ID	Site ID	QAQC Sample Type	Analysis Date	Classification	Constituent	Fraction	Sign	Result	Units	Method	MDL	RL	QA Limit		DQOComp
													Min	Max	
2012/13-1	000NONPJ	matrix spike	11/9/2012	Pesticide	Ethoprop	n/a	=	0.0617	µg/L	EPA 525.2	0.0067	0.01			QAX
2012/13-1	000NONPJ	matrix spike dup	11/9/2012	Pesticide	Ethoprop	n/a	=	0.0566	µg/L	EPA 525.2	0.0067	0.01			QAX
2012/13-1	000NONPJ	matrix spike dup, rec	11/9/2012	Pesticide	Ethoprop	n/a	=	113	%	EPA 525.2	-88	-88	50	150	QAX
2012/13-1	000NONPJ	matrix spike, rec	11/9/2012	Pesticide	Ethoprop	n/a	=	123	%	EPA 525.2	-88	-88	50	150	QAX
2012/13-1	000NONPJ	matrix spike, RPD	11/9/2012	Pesticide	Ethoprop	n/a	=	9	%	EPA 525.2	-88	-88	0	25	QAX
2012/13-1	Lab	LCS	11/9/2012	Pesticide	Ethoprop	n/a	=	0.055	µg/L	EPA 525.2	0.0067	0.01			
2012/13-1	Lab	LCS, rec	11/9/2012	Pesticide	Ethoprop	n/a	=	110	%	EPA 525.2	-88	-88	50	150	
2012/13-1	Lab	method blank	11/9/2012	Pesticide	Ethoprop	n/a	<	0.0067	µg/L	EPA 525.2	0.0067	0.01			
2012/13-1	000NONPJ	matrix spike	11/9/2012	Pesticide	Ethyl parathion	n/a	=	0.102	µg/L	EPA 525.2	0.0054	0.01			QAX,GB
2012/13-1	000NONPJ	matrix spike dup	11/9/2012	Pesticide	Ethyl parathion	n/a	=	0.0875	µg/L	EPA 525.2	0.0054	0.01			QAX,GB
2012/13-1	000NONPJ	matrix spike dup, rec	11/9/2012	Pesticide	Ethyl parathion	n/a	=	175	%	EPA 525.2	-88	-88	50	150	QAX,GB
2012/13-1	000NONPJ	matrix spike, rec	11/9/2012	Pesticide	Ethyl parathion	n/a	=	204	%	EPA 525.2	-88	-88	50	150	QAX,GB
2012/13-1	000NONPJ	matrix spike, RPD	11/9/2012	Pesticide	Ethyl parathion	n/a	=	15	%	EPA 525.2	-88	-88	0	25	QAX,GB
2012/13-1	Lab	LCS	11/9/2012	Pesticide	Ethyl parathion	n/a	=	0.0794	µg/L	EPA 525.2	0.0054	0.01			EUM
2012/13-1	Lab	LCS, rec	11/9/2012	Pesticide	Ethyl parathion	n/a	=	159	%	EPA 525.2	-88	-88	50	150	EUM
2012/13-1	Lab	method blank	11/9/2012	Pesticide	Ethyl parathion	n/a	<	0.0054	µg/L	EPA 525.2	0.0054	0.01			
2012/13-1	000NONPJ	matrix spike	11/9/2012	Pesticide	Fensulfothion	n/a	=	0.124	µg/L	EPA 525.2	0.0029	0.01			QAX,GB
2012/13-1	000NONPJ	matrix spike dup	11/9/2012	Pesticide	Fensulfothion	n/a	=	0.109	µg/L	EPA 525.2	0.0029	0.01			QAX,GB
2012/13-1	000NONPJ	matrix spike dup, rec	11/9/2012	Pesticide	Fensulfothion	n/a	=	219	%	EPA 525.2	-88	-88	50	150	QAX,GB
2012/13-1	000NONPJ	matrix spike, rec	11/9/2012	Pesticide	Fensulfothion	n/a	=	248	%	EPA 525.2	-88	-88	50	150	QAX,GB
2012/13-1	000NONPJ	matrix spike, RPD	11/9/2012	Pesticide	Fensulfothion	n/a	=	12	%	EPA 525.2	-88	-88	0	25	QAX,GB
2012/13-1	Lab	LCS	11/9/2012	Pesticide	Fensulfothion	n/a	=	0.101	µg/L	EPA 525.2	0.0029	0.01			EUM
2012/13-1	Lab	LCS, rec	11/9/2012	Pesticide	Fensulfothion	n/a	=	202	%	EPA 525.2	-88	-88	50	150	EUM
2012/13-1	Lab	method blank	11/9/2012	Pesticide	Fensulfothion	n/a	<	0.0029	µg/L	EPA 525.2	0.0029	0.01			
2012/13-1	000NONPJ	matrix spike	11/9/2012	Pesticide	Fenthion	n/a	=	0.0512	µg/L	EPA 525.2	0.0038	0.01			QAX
2012/13-1	000NONPJ	matrix spike dup	11/9/2012	Pesticide	Fenthion	n/a	=	0.0494	µg/L	EPA 525.2	0.0038	0.01			QAX
2012/13-1	000NONPJ	matrix spike dup, rec	11/9/2012	Pesticide	Fenthion	n/a	=	99	%	EPA 525.2	-88	-88	50	150	QAX
2012/13-1	000NONPJ	matrix spike, rec	11/9/2012	Pesticide	Fenthion	n/a	=	102	%	EPA 525.2	-88	-88	50	150	QAX
2012/13-1	000NONPJ	matrix spike, RPD	11/9/2012	Pesticide	Fenthion	n/a	=	4	%	EPA 525.2	-88	-88	0	25	QAX
2012/13-1	Lab	LCS	11/9/2012	Pesticide	Fenthion	n/a	=	0.0514	µg/L	EPA 525.2	0.0038	0.01			
2012/13-1	Lab	LCS, rec	11/9/2012	Pesticide	Fenthion	n/a	=	103	%	EPA 525.2	-88	-88	50	150	
2012/13-1	Lab	method blank	11/9/2012	Pesticide	Fenthion	n/a	<	0.0038	µg/L	EPA 525.2	0.0038	0.01			
2012/13-1	Lab	method blank	10/18/2012	Pesticide	gamma-BHC (Lindane)	n/a	<	0.0021	µg/L	EPA 608	0.0021	0.02			
2012/13-1	Lab	LCS	10/18/2012	Pesticide	gamma-BHC (Lindane)	n/a	=	0.0859	µg/L	EPA 608	0.0021	0.02			
2012/13-1	Lab	LCS, rec	10/18/2012	Pesticide	gamma-BHC (Lindane)	n/a	=	86	%	EPA 608	-88	-88	32	127	
2012/13-1	MO-OJA	matrix spike	10/18/2012	Pesticide	gamma-BHC (Lindane)	n/a	=	0.0718	µg/L	EPA 608	0.0021	0.02			
2012/13-1	MO-OJA	matrix spike, rec	10/18/2012	Pesticide	gamma-BHC (Lindane)	n/a	=	72	%	EPA 608	-88	-88	32	127	
2012/13-1	MO-OJA	matrix spike dup	10/18/2012	Pesticide	gamma-BHC (Lindane)	n/a	=	0.0623	µg/L	EPA 608	0.0021	0.02			
2012/13-1	MO-OJA	matrix spike dup, rec	10/18/2012	Pesticide	gamma-BHC (Lindane)	n/a	=	62	%	EPA 608	-88	-88	32	127	
2012/13-1	MO-OJA	matrix spike, RPD	10/18/2012	Pesticide	gamma-BHC (Lindane)	n/a	=	14	%	EPA 608	-88	-88	0	30	
2012/13-1	Lab	method blank	10/18/2012	Pesticide	gamma-Chlordane	n/a	<	0.0044	µg/L	EPA 608	0.0044	0.01			
2012/13-1	000NONPJ	matrix spike	10/26/2012	Pesticide	Glyphosate	n/a	=	17.1	µg/L	EPA 547	1.8	5			QAX
2012/13-1	000NONPJ	matrix spike dup	10/26/2012	Pesticide	Glyphosate	n/a	=	19.8	µg/L	EPA 547	1.8	5			QAX
2012/13-1	000NONPJ	matrix spike dup, rec	10/26/2012	Pesticide	Glyphosate	n/a	=	79	%	EPA 547	-88	-88	68	134	QAX
2012/13-1	000NONPJ	matrix spike, rec	10/26/2012	Pesticide	Glyphosate	n/a	=	68	%	EPA 547	-88	-88	68	134	QAX
2012/13-1	000NONPJ	matrix spike, RPD	10/26/2012	Pesticide	Glyphosate	n/a	=	15	%	EPA 547	-88	-88	0	30	QAX
2012/13-1	Lab	LCS	10/26/2012	Pesticide	Glyphosate	n/a	=	28.3	µg/L	EPA 547	1.8	5			

Appendix F
Laboratory QA/QC Analysis Results

Event ID	Site ID	QAQC Sample Type	Analysis Date	Classification	Constituent	Fraction	Sign	Result	Units	Method	MDL	RL	QA Limit		DQOComp
													Min	Max	
2012/13-1	Lab	LCS, rec	10/26/2012	Pesticide	Glyphosate	n/a	=	113	%	EPA 547	-88	-88	71	137	
2012/13-1	Lab	method blank	10/26/2012	Pesticide	Glyphosate	n/a	<	1.8	µg/L	EPA 547	1.8	5			
2012/13-1	MO-OJA	matrix spike	10/26/2012	Pesticide	Glyphosate	n/a	=	31.4	µg/L	EPA 547	1.8	5			
2012/13-1	MO-OJA	matrix spike dup	10/26/2012	Pesticide	Glyphosate	n/a	=	30.3	µg/L	EPA 547	1.8	5			
2012/13-1	MO-OJA	matrix spike dup, rec	10/26/2012	Pesticide	Glyphosate	n/a	=	121	%	EPA 547	-88	-88	68	134	
2012/13-1	MO-OJA	matrix spike, rec	10/26/2012	Pesticide	Glyphosate	n/a	=	126	%	EPA 547	-88	-88	68	134	
2012/13-1	MO-OJA	matrix spike, RPD	10/26/2012	Pesticide	Glyphosate	n/a	=	4	%	EPA 547	-88	-88	0	30	
2012/13-1	Lab	method blank	10/18/2012	Pesticide	Heptachlor	n/a	<	0.0017	µg/L	EPA 608	0.0017	0.01			
2012/13-1	Lab	LCS	10/18/2012	Pesticide	Heptachlor	n/a	=	0.0845	µg/L	EPA 608	0.0017	0.01			
2012/13-1	Lab	LCS, rec	10/18/2012	Pesticide	Heptachlor	n/a	=	84	%	EPA 608	-88	-88	34	111	
2012/13-1	MO-OJA	matrix spike	10/18/2012	Pesticide	Heptachlor	n/a	=	0.0879	µg/L	EPA 608	0.0017	0.01			
2012/13-1	MO-OJA	matrix spike, rec	10/18/2012	Pesticide	Heptachlor	n/a	=	88	%	EPA 608	-88	-88	34	111	
2012/13-1	MO-OJA	matrix spike dup	10/18/2012	Pesticide	Heptachlor	n/a	=	0.0809	µg/L	EPA 608	0.0017	0.01			
2012/13-1	MO-OJA	matrix spike dup, rec	10/18/2012	Pesticide	Heptachlor	n/a	=	81	%	EPA 608	-88	-88	34	111	
2012/13-1	MO-OJA	matrix spike, RPD	10/18/2012	Pesticide	Heptachlor	n/a	=	8	%	EPA 608	-88	-88	0	30	
2012/13-1	Lab	method blank	10/18/2012	Pesticide	Heptachlor epoxide	n/a	<	0.0019	µg/L	EPA 608	0.0019	0.01			
2012/13-1	Lab	LCS	10/18/2012	Pesticide	Heptachlor epoxide	n/a	=	0.09	µg/L	EPA 608	0.0019	0.01			
2012/13-1	Lab	LCS, rec	10/18/2012	Pesticide	Heptachlor epoxide	n/a	=	90	%	EPA 608	-88	-88	37	142	
2012/13-1	MO-OJA	matrix spike	10/18/2012	Pesticide	Heptachlor epoxide	n/a	=	0.085	µg/L	EPA 608	0.0019	0.01			
2012/13-1	MO-OJA	matrix spike, rec	10/18/2012	Pesticide	Heptachlor epoxide	n/a	=	85	%	EPA 608	-88	-88	37	142	
2012/13-1	MO-OJA	matrix spike dup	10/18/2012	Pesticide	Heptachlor epoxide	n/a	=	0.0802	µg/L	EPA 608	0.0019	0.01			
2012/13-1	MO-OJA	matrix spike dup, rec	10/18/2012	Pesticide	Heptachlor epoxide	n/a	=	80	%	EPA 608	-88	-88	37	142	
2012/13-1	MO-OJA	matrix spike, RPD	10/18/2012	Pesticide	Heptachlor epoxide	n/a	=	6	%	EPA 608	-88	-88	0	30	
2012/13-1	000NONPJ	matrix spike	11/9/2012	Pesticide	Malathion	n/a	=	0.0733	µg/L	EPA 525.2	0.0076	0.01			QAX
2012/13-1	000NONPJ	matrix spike dup	11/9/2012	Pesticide	Malathion	n/a	=	0.0669	µg/L	EPA 525.2	0.0076	0.01			QAX
2012/13-1	000NONPJ	matrix spike dup, rec	11/9/2012	Pesticide	Malathion	n/a	=	134	%	EPA 525.2	-88	-88	50	150	QAX
2012/13-1	000NONPJ	matrix spike, rec	11/9/2012	Pesticide	Malathion	n/a	=	147	%	EPA 525.2	-88	-88	50	150	QAX
2012/13-1	000NONPJ	matrix spike, RPD	11/9/2012	Pesticide	Malathion	n/a	=	9	%	EPA 525.2	-88	-88	0	25	QAX
2012/13-1	Lab	LCS	11/9/2012	Pesticide	Malathion	n/a	=	0.0554	µg/L	EPA 525.2	0.0076	0.01			
2012/13-1	Lab	LCS, rec	11/9/2012	Pesticide	Malathion	n/a	=	111	%	EPA 525.2	-88	-88	50	150	
2012/13-1	Lab	method blank	11/9/2012	Pesticide	Malathion	n/a	<	0.0076	µg/L	EPA 525.2	0.0076	0.01			
2012/13-1	000NONPJ	matrix spike	11/9/2012	Pesticide	Merphos	n/a	=	0.0643	µg/L	EPA 525.2	0.0058	0.01			QAX
2012/13-1	000NONPJ	matrix spike dup	11/9/2012	Pesticide	Merphos	n/a	=	0.0646	µg/L	EPA 525.2	0.0058	0.01			QAX
2012/13-1	000NONPJ	matrix spike dup, rec	11/9/2012	Pesticide	Merphos	n/a	=	129	%	EPA 525.2	-88	-88	50	150	QAX
2012/13-1	000NONPJ	matrix spike, rec	11/9/2012	Pesticide	Merphos	n/a	=	129	%	EPA 525.2	-88	-88	50	150	QAX
2012/13-1	000NONPJ	matrix spike, RPD	11/9/2012	Pesticide	Merphos	n/a	=	0.5	%	EPA 525.2	-88	-88	0	25	QAX
2012/13-1	Lab	LCS	11/9/2012	Pesticide	Merphos	n/a	=	0.0549	µg/L	EPA 525.2	0.0058	0.01			
2012/13-1	Lab	LCS, rec	11/9/2012	Pesticide	Merphos	n/a	=	110	%	EPA 525.2	-88	-88	50	150	
2012/13-1	Lab	method blank	11/9/2012	Pesticide	Merphos	n/a	<	0.0058	µg/L	EPA 525.2	0.0058	0.01			
2012/13-1	Lab	method blank	10/18/2012	Pesticide	Methoxychlor	n/a	<	0.0054	µg/L	EPA 608	0.0054	0.02			
2012/13-1	000NONPJ	matrix spike	11/9/2012	Pesticide	Methyl parathion	n/a	=	0.117	µg/L	EPA 525.2	0.0063	0.01			QAX,GB
2012/13-1	000NONPJ	matrix spike dup	11/9/2012	Pesticide	Methyl parathion	n/a	=	0.111	µg/L	EPA 525.2	0.0063	0.01			QAX,GB
2012/13-1	000NONPJ	matrix spike dup, rec	11/9/2012	Pesticide	Methyl parathion	n/a	=	223	%	EPA 525.2	-88	-88	50	150	QAX,GB
2012/13-1	000NONPJ	matrix spike, rec	11/9/2012	Pesticide	Methyl parathion	n/a	=	233	%	EPA 525.2	-88	-88	50	150	QAX,GB
2012/13-1	000NONPJ	matrix spike, RPD	11/9/2012	Pesticide	Methyl parathion	n/a	=	5	%	EPA 525.2	-88	-88	0	25	QAX,GB
2012/13-1	Lab	LCS	11/9/2012	Pesticide	Methyl parathion	n/a	=	0.0833	µg/L	EPA 525.2	0.0063	0.01			EUM
2012/13-1	Lab	LCS, rec	11/9/2012	Pesticide	Methyl parathion	n/a	=	167	%	EPA 525.2	-88	-88	50	150	EUM

Appendix F
Laboratory QA/QC Analysis Results

Event ID	Site ID	QAQC Sample Type	Analysis Date	Classification	Constituent	Fraction	Sign	Result	Units	Method	MDL	RL	QA Limit		DQOComp
													Min	Max	
2012/13-1	Lab	method blank	11/9/2012	Pesticide	Methyl parathion	n/a	<	0.0063	µg/L	EPA 525.2	0.0063	0.01			
2012/13-1	000NONPJ	matrix spike	10/23/2012	Pesticide	Metolachlor	n/a	=	0.99	µg/L	EPA 525.2	0.012	0.1			QAX
2012/13-1	000NONPJ	matrix spike, rec	10/23/2012	Pesticide	Metolachlor	n/a	=	99	%	EPA 525.2	-88	-88	53	178	QAX
2012/13-1	000NONPJ	matrix spike dup	10/23/2012	Pesticide	Metolachlor	n/a	=	0.98	µg/L	EPA 525.2	0.012	0.1			QAX
2012/13-1	000NONPJ	matrix spike dup, rec	10/23/2012	Pesticide	Metolachlor	n/a	=	98	%	EPA 525.2	-88	-88	53	178	QAX
2012/13-1	000NONPJ	matrix spike, RPD	10/23/2012	Pesticide	Metolachlor	n/a	=	1	%	EPA 525.2	-88	-88	0	30	QAX
2012/13-1	Lab	method blank	10/23/2012	Pesticide	Metolachlor	n/a	<	0.012	µg/L	EPA 525.2	0.012	0.1			
2012/13-1	Lab	LCS	10/23/2012	Pesticide	Metolachlor	n/a	=	1.05	µg/L	EPA 525.2	0.012	0.1			
2012/13-1	Lab	LCS, rec	10/23/2012	Pesticide	Metolachlor	n/a	=	105	%	EPA 525.2	-88	-88	55	170	
2012/13-1	000NONPJ	matrix spike	10/23/2012	Pesticide	Metribuzin	n/a	=	0.85	µg/L	EPA 525.2	0.015	0.1			QAX
2012/13-1	000NONPJ	matrix spike, rec	10/23/2012	Pesticide	Metribuzin	n/a	=	85	%	EPA 525.2	-88	-88	64	155	QAX
2012/13-1	000NONPJ	matrix spike dup	10/23/2012	Pesticide	Metribuzin	n/a	=	0.91	µg/L	EPA 525.2	0.015	0.1			QAX
2012/13-1	000NONPJ	matrix spike dup, rec	10/23/2012	Pesticide	Metribuzin	n/a	=	91	%	EPA 525.2	-88	-88	64	155	QAX
2012/13-1	000NONPJ	matrix spike, RPD	10/23/2012	Pesticide	Metribuzin	n/a	=	7	%	EPA 525.2	-88	-88	0	30	QAX
2012/13-1	Lab	method blank	10/23/2012	Pesticide	Metribuzin	n/a	<	0.015	µg/L	EPA 525.2	0.015	0.1			
2012/13-1	Lab	LCS	10/23/2012	Pesticide	Metribuzin	n/a	=	0.94	µg/L	EPA 525.2	0.015	0.1			
2012/13-1	Lab	LCS, rec	10/23/2012	Pesticide	Metribuzin	n/a	=	94	%	EPA 525.2	-88	-88	44	149	
2012/13-1	000NONPJ	matrix spike	11/9/2012	Pesticide	Mevinphos	n/a	=	0.0716	µg/L	EPA 525.2	0.0042	0.01			QAX
2012/13-1	000NONPJ	matrix spike dup	11/9/2012	Pesticide	Mevinphos	n/a	=	0.0697	µg/L	EPA 525.2	0.0042	0.01			QAX
2012/13-1	000NONPJ	matrix spike dup, rec	11/9/2012	Pesticide	Mevinphos	n/a	=	139	%	EPA 525.2	-88	-88	50	150	QAX
2012/13-1	000NONPJ	matrix spike, rec	11/9/2012	Pesticide	Mevinphos	n/a	=	143	%	EPA 525.2	-88	-88	50	150	QAX
2012/13-1	000NONPJ	matrix spike, RPD	11/9/2012	Pesticide	Mevinphos	n/a	=	3	%	EPA 525.2	-88	-88	0	25	QAX
2012/13-1	Lab	LCS	11/9/2012	Pesticide	Mevinphos	n/a	=	0.0573	µg/L	EPA 525.2	0.0042	0.01			
2012/13-1	Lab	LCS, rec	11/9/2012	Pesticide	Mevinphos	n/a	=	115	%	EPA 525.2	-88	-88	50	150	
2012/13-1	Lab	method blank	11/9/2012	Pesticide	Mevinphos	n/a	<	0.0042	µg/L	EPA 525.2	0.0042	0.01			
2012/13-1	000NONPJ	matrix spike	10/23/2012	Pesticide	Molinate	n/a	=	1.12	µg/L	EPA 525.2	0.039	0.1			QAX
2012/13-1	000NONPJ	matrix spike, rec	10/23/2012	Pesticide	Molinate	n/a	=	112	%	EPA 525.2	-88	-88	68	125	QAX
2012/13-1	000NONPJ	matrix spike dup	10/23/2012	Pesticide	Molinate	n/a	=	1.04	µg/L	EPA 525.2	0.039	0.1			QAX
2012/13-1	000NONPJ	matrix spike dup, rec	10/23/2012	Pesticide	Molinate	n/a	=	104	%	EPA 525.2	-88	-88	68	125	QAX
2012/13-1	000NONPJ	matrix spike, RPD	10/23/2012	Pesticide	Molinate	n/a	=	7	%	EPA 525.2	-88	-88	0	30	QAX
2012/13-1	Lab	method blank	10/23/2012	Pesticide	Molinate	n/a	<	0.039	µg/L	EPA 525.2	0.039	0.1			
2012/13-1	Lab	LCS	10/23/2012	Pesticide	Molinate	n/a	=	1.03	µg/L	EPA 525.2	0.039	0.1			
2012/13-1	Lab	LCS, rec	10/23/2012	Pesticide	Molinate	n/a	=	103	%	EPA 525.2	-88	-88	76	116	
2012/13-1	000NONPJ	matrix spike	11/9/2012	Pesticide	Naled	n/a	=	0.169	µg/L	EPA 525.2	0.0076	0.01			QAX,GB
2012/13-1	000NONPJ	matrix spike dup	11/9/2012	Pesticide	Naled	n/a	=	0.131	µg/L	EPA 525.2	0.0076	0.01			QAX,GB
2012/13-1	000NONPJ	matrix spike dup, rec	11/9/2012	Pesticide	Naled	n/a	=	262	%	EPA 525.2	-88	-88	5	150	QAX,GB
2012/13-1	000NONPJ	matrix spike, rec	11/9/2012	Pesticide	Naled	n/a	=	337	%	EPA 525.2	-88	-88	5	150	QAX,GB
2012/13-1	000NONPJ	matrix spike, RPD	11/9/2012	Pesticide	Naled	n/a	=	25	%	EPA 525.2	-88	-88	0	25	QAX,GB
2012/13-1	Lab	LCS	11/9/2012	Pesticide	Naled	n/a	=	0.0547	µg/L	EPA 525.2	0.0076	0.01			
2012/13-1	Lab	LCS, rec	11/9/2012	Pesticide	Naled	n/a	=	109	%	EPA 525.2	-88	-88	5	150	
2012/13-1	Lab	method blank	11/9/2012	Pesticide	Naled	n/a	<	0.0076	µg/L	EPA 525.2	0.0076	0.01			
2012/13-1	000NONPJ	matrix spike	10/16/2012	Pesticide	Pentachlorophenol	n/a	=	8.28	µg/L	EPA 515.3	0.04	0.2			QAX
2012/13-1	000NONPJ	matrix spike, rec	10/16/2012	Pesticide	Pentachlorophenol	n/a	=	104	%	EPA 515.3	-88	-88	70	130	QAX
2012/13-1	000NONPJ	matrix spike	10/16/2012	Pesticide	Pentachlorophenol	n/a	=	4.56	µg/L	EPA 515.3	0.04	0.2			QAX
2012/13-1	000NONPJ	matrix spike, rec	10/16/2012	Pesticide	Pentachlorophenol	n/a	=	114	%	EPA 515.3	-88	-88	70	130	QAX
2012/13-1	000NONPJ	matrix spike dup	10/16/2012	Pesticide	Pentachlorophenol	n/a	=	4.41	µg/L	EPA 515.3	0.04	0.2			QAX
2012/13-1	000NONPJ	matrix spike dup, rec	10/16/2012	Pesticide	Pentachlorophenol	n/a	=	110	%	EPA 515.3	-88	-88	70	130	QAX

Appendix F
Laboratory QA/QC Analysis Results

Event ID	Site ID	QAQC Sample Type	Analysis Date	Classification	Constituent	Fraction	Sign	Result	Units	Method	MDL	RL	QA Limit		DQOComp
													Min	Max	
2012/13-1	000NONPJ	matrix spike, RPD	10/16/2012	Pesticide	Pentachlorophenol	n/a	=	3	%	EPA 515.3	-88	-88	0	30	QAX
2012/13-1	Lab	method blank	10/16/2012	Pesticide	Pentachlorophenol	n/a	<	0.04	µg/L	EPA 515.3	0.04	0.2			
2012/13-1	Lab	LCS	10/16/2012	Pesticide	Pentachlorophenol	n/a	=	4.28	µg/L	EPA 515.3	0.04	0.2			
2012/13-1	Lab	LCS, rec	10/16/2012	Pesticide	Pentachlorophenol	n/a	=	107	%	EPA 515.3	-88	-88	70	130	
2012/13-1	000NONPJ	matrix spike	11/9/2012	Pesticide	Phorate	n/a	=	0.0559	µg/L	EPA 525.2	0.003	0.01			QAX
2012/13-1	000NONPJ	matrix spike dup	11/9/2012	Pesticide	Phorate	n/a	=	0.0519	µg/L	EPA 525.2	0.003	0.01			QAX
2012/13-1	000NONPJ	matrix spike dup, rec	11/9/2012	Pesticide	Phorate	n/a	=	104	%	EPA 525.2	-88	-88	50	150	QAX
2012/13-1	000NONPJ	matrix spike, rec	11/9/2012	Pesticide	Phorate	n/a	=	112	%	EPA 525.2	-88	-88	50	150	QAX
2012/13-1	000NONPJ	matrix spike, RPD	11/9/2012	Pesticide	Phorate	n/a	=	7	%	EPA 525.2	-88	-88	0	25	QAX
2012/13-1	Lab	LCS	11/9/2012	Pesticide	Phorate	n/a	=	0.0415	µg/L	EPA 525.2	0.003	0.01			
2012/13-1	Lab	LCS, rec	11/9/2012	Pesticide	Phorate	n/a	=	83	%	EPA 525.2	-88	-88	50	150	
2012/13-1	Lab	method blank	11/9/2012	Pesticide	Phorate	n/a	<	0.003	µg/L	EPA 525.2	0.003	0.01			
2012/13-1	000NONPJ	matrix spike	10/16/2012	Pesticide	Picloram	n/a	=	9.3	µg/L	EPA 515.3	0.05	0.6			QAX
2012/13-1	000NONPJ	matrix spike, rec	10/16/2012	Pesticide	Picloram	n/a	=	116	%	EPA 515.3	-88	-88	70	130	QAX
2012/13-1	000NONPJ	matrix spike	10/16/2012	Pesticide	Picloram	n/a	=	4.88	µg/L	EPA 515.3	0.05	0.6			QAX
2012/13-1	000NONPJ	matrix spike, rec	10/16/2012	Pesticide	Picloram	n/a	=	122	%	EPA 515.3	-88	-88	70	130	QAX
2012/13-1	000NONPJ	matrix spike dup	10/16/2012	Pesticide	Picloram	n/a	=	4.72	µg/L	EPA 515.3	0.05	0.6			QAX
2012/13-1	000NONPJ	matrix spike dup, rec	10/16/2012	Pesticide	Picloram	n/a	=	118	%	EPA 515.3	-88	-88	70	130	QAX
2012/13-1	000NONPJ	matrix spike, RPD	10/16/2012	Pesticide	Picloram	n/a	=	3	%	EPA 515.3	-88	-88	0	30	QAX
2012/13-1	Lab	method blank	10/16/2012	Pesticide	Picloram	n/a	<	0.05	µg/L	EPA 515.3	0.05	0.6			
2012/13-1	Lab	LCS	10/16/2012	Pesticide	Picloram	n/a	=	4.84	µg/L	EPA 515.3	0.05	0.6			
2012/13-1	Lab	LCS, rec	10/16/2012	Pesticide	Picloram	n/a	=	121	%	EPA 515.3	-88	-88	70	130	
2012/13-1	000NONPJ	matrix spike	10/23/2012	Pesticide	Prometon	n/a	=	0.71	µg/L	EPA 525.2	0.024	0.2			QAX
2012/13-1	000NONPJ	matrix spike, rec	10/23/2012	Pesticide	Prometon	n/a	=	71	%	EPA 525.2	-88	-88	5	148	QAX
2012/13-1	000NONPJ	matrix spike dup	10/23/2012	Pesticide	Prometon	n/a	=	0.78	µg/L	EPA 525.2	0.024	0.2			QAX
2012/13-1	000NONPJ	matrix spike dup, rec	10/23/2012	Pesticide	Prometon	n/a	=	78	%	EPA 525.2	-88	-88	5	148	QAX
2012/13-1	000NONPJ	matrix spike, RPD	10/23/2012	Pesticide	Prometon	n/a	=	9	%	EPA 525.2	-88	-88	0	30	QAX
2012/13-1	Lab	method blank	10/23/2012	Pesticide	Prometon	n/a	<	0.024	µg/L	EPA 525.2	0.024	0.2			
2012/13-1	Lab	LCS	10/23/2012	Pesticide	Prometon	n/a	=	0.59	µg/L	EPA 525.2	0.024	0.2			
2012/13-1	Lab	LCS, rec	10/23/2012	Pesticide	Prometon	n/a	=	59	%	EPA 525.2	-88	-88	6	110	
2012/13-1	000NONPJ	matrix spike	10/23/2012	Pesticide	Prometryn	n/a	=	0.92	µg/L	EPA 525.2	0.036	0.1			QAX
2012/13-1	000NONPJ	matrix spike, rec	10/23/2012	Pesticide	Prometryn	n/a	=	92	%	EPA 525.2	-88	-88	44	169	QAX
2012/13-1	000NONPJ	matrix spike dup	10/23/2012	Pesticide	Prometryn	n/a	=	1.01	µg/L	EPA 525.2	0.036	0.1			QAX
2012/13-1	000NONPJ	matrix spike dup, rec	10/23/2012	Pesticide	Prometryn	n/a	=	101	%	EPA 525.2	-88	-88	44	169	QAX
2012/13-1	000NONPJ	matrix spike, RPD	10/23/2012	Pesticide	Prometryn	n/a	=	9	%	EPA 525.2	-88	-88	0	30	QAX
2012/13-1	Lab	method blank	10/23/2012	Pesticide	Prometryn	n/a	<	0.036	µg/L	EPA 525.2	0.036	0.1			
2012/13-1	Lab	LCS	10/23/2012	Pesticide	Prometryn	n/a	=	0.99	µg/L	EPA 525.2	0.036	0.1			
2012/13-1	Lab	LCS, rec	10/23/2012	Pesticide	Prometryn	n/a	=	99	%	EPA 525.2	-88	-88	34	152	
2012/13-1	000NONPJ	matrix spike	11/9/2012	Pesticide	Ronnel (Fenchlorphos)	n/a	=	0.0513	µg/L	EPA 525.2	0.0041	0.01			QAX
2012/13-1	000NONPJ	matrix spike dup	11/9/2012	Pesticide	Ronnel (Fenchlorphos)	n/a	=	0.0501	µg/L	EPA 525.2	0.0041	0.01			QAX
2012/13-1	000NONPJ	matrix spike dup, rec	11/9/2012	Pesticide	Ronnel (Fenchlorphos)	n/a	=	100	%	EPA 525.2	-88	-88	50	150	QAX
2012/13-1	000NONPJ	matrix spike, rec	11/9/2012	Pesticide	Ronnel (Fenchlorphos)	n/a	=	103	%	EPA 525.2	-88	-88	50	150	QAX
2012/13-1	000NONPJ	matrix spike, RPD	11/9/2012	Pesticide	Ronnel (Fenchlorphos)	n/a	=	2	%	EPA 525.2	-88	-88	0	25	QAX
2012/13-1	Lab	LCS	11/9/2012	Pesticide	Ronnel (Fenchlorphos)	n/a	=	0.0513	µg/L	EPA 525.2	0.0041	0.01			
2012/13-1	Lab	LCS, rec	11/9/2012	Pesticide	Ronnel (Fenchlorphos)	n/a	=	103	%	EPA 525.2	-88	-88	50	150	
2012/13-1	Lab	method blank	11/9/2012	Pesticide	Ronnel (Fenchlorphos)	n/a	<	0.0041	µg/L	EPA 525.2	0.0041	0.01			
2012/13-1	000NONPJ	matrix spike	10/23/2012	Pesticide	Simazine	n/a	=	0.84	µg/L	EPA 525.2	0.015	0.1			QAX

Appendix F
Laboratory QA/QC Analysis Results

Event ID	Site ID	QAQC Sample Type	Analysis Date	Classification	Constituent	Fraction	Sign	Result	Units	Method	MDL	RL	QA Limit		DQOComp
													Min	Max	
2012/13-1	000NONPJ	matrix spike, rec	10/23/2012	Pesticide	Simazine	n/a	=	84	%	EPA 525.2	-88	-88	53	152	QAX
2012/13-1	000NONPJ	matrix spike dup	10/23/2012	Pesticide	Simazine	n/a	=	0.89	µg/L	EPA 525.2	0.015	0.1			QAX
2012/13-1	000NONPJ	matrix spike dup, rec	10/23/2012	Pesticide	Simazine	n/a	=	89	%	EPA 525.2	-88	-88	53	152	QAX
2012/13-1	000NONPJ	matrix spike, RPD	10/23/2012	Pesticide	Simazine	n/a	=	6	%	EPA 525.2	-88	-88	0	30	QAX
2012/13-1	Lab	method blank	10/23/2012	Pesticide	Simazine	n/a	<	0.015	µg/L	EPA 525.2	0.015	0.1			
2012/13-1	Lab	LCS	10/23/2012	Pesticide	Simazine	n/a	=	0.84	µg/L	EPA 525.2	0.015	0.1			
2012/13-1	Lab	LCS, rec	10/23/2012	Pesticide	Simazine	n/a	=	84	%	EPA 525.2	-88	-88	54	156	
2012/13-1	000NONPJ	matrix spike	11/9/2012	Pesticide	Stirophos (Tetrachlorvinphos)	n/a	=	0.0455	µg/L	EPA 525.2	0.0031	0.01			QAX
2012/13-1	000NONPJ	matrix spike dup	11/9/2012	Pesticide	Stirophos (Tetrachlorvinphos)	n/a	=	0.0453	µg/L	EPA 525.2	0.0031	0.01			QAX
2012/13-1	000NONPJ	matrix spike dup, rec	11/9/2012	Pesticide	Stirophos (Tetrachlorvinphos)	n/a	=	91	%	EPA 525.2	-88	-88	50	150	QAX
2012/13-1	000NONPJ	matrix spike, rec	11/9/2012	Pesticide	Stirophos (Tetrachlorvinphos)	n/a	=	91	%	EPA 525.2	-88	-88	50	150	QAX
2012/13-1	000NONPJ	matrix spike, RPD	11/9/2012	Pesticide	Stirophos (Tetrachlorvinphos)	n/a	=	0.5	%	EPA 525.2	-88	-88	0	25	QAX
2012/13-1	Lab	LCS	11/9/2012	Pesticide	Stirophos (Tetrachlorvinphos)	n/a	=	0.0662	µg/L	EPA 525.2	0.0031	0.01			
2012/13-1	Lab	LCS, rec	11/9/2012	Pesticide	Stirophos (Tetrachlorvinphos)	n/a	=	132	%	EPA 525.2	-88	-88	50	150	
2012/13-1	Lab	method blank	11/9/2012	Pesticide	Stirophos (Tetrachlorvinphos)	n/a	<	0.0031	µg/L	EPA 525.2	0.0031	0.01			
2012/13-1	000NONPJ	matrix spike	10/23/2012	Pesticide	Terbacil	n/a	DNQ	1.1	µg/L	EPA 525.2	0.55	2			QAX
2012/13-1	000NONPJ	matrix spike, rec	10/23/2012	Pesticide	Terbacil	n/a	=	110	%	EPA 525.2	-88	-88	56	159	QAX
2012/13-1	000NONPJ	matrix spike dup	10/23/2012	Pesticide	Terbacil	n/a	DNQ	1.06	µg/L	EPA 525.2	0.55	2			QAX
2012/13-1	000NONPJ	matrix spike dup, rec	10/23/2012	Pesticide	Terbacil	n/a	=	106	%	EPA 525.2	-88	-88	56	159	QAX
2012/13-1	000NONPJ	matrix spike, RPD	10/23/2012	Pesticide	Terbacil	n/a	=	4	%	EPA 525.2	-88	-88	0	30	QAX
2012/13-1	Lab	method blank	10/23/2012	Pesticide	Terbacil	n/a	<	0.55	µg/L	EPA 525.2	0.55	2			
2012/13-1	Lab	LCS	10/23/2012	Pesticide	Terbacil	n/a	DNQ	1.11	µg/L	EPA 525.2	0.55	2			
2012/13-1	Lab	LCS, rec	10/23/2012	Pesticide	Terbacil	n/a	=	111	%	EPA 525.2	-88	-88	66	140	
2012/13-1	000NONPJ	matrix spike	10/23/2012	Pesticide	Thiobencarb	n/a	=	0.92	µg/L	EPA 525.2	0.025	0.2			QAX
2012/13-1	000NONPJ	matrix spike, rec	10/23/2012	Pesticide	Thiobencarb	n/a	=	92	%	EPA 525.2	-88	-88	71	160	QAX
2012/13-1	000NONPJ	matrix spike dup	10/23/2012	Pesticide	Thiobencarb	n/a	=	1.03	µg/L	EPA 525.2	0.025	0.2			QAX
2012/13-1	000NONPJ	matrix spike dup, rec	10/23/2012	Pesticide	Thiobencarb	n/a	=	103	%	EPA 525.2	-88	-88	71	160	QAX
2012/13-1	000NONPJ	matrix spike, RPD	10/23/2012	Pesticide	Thiobencarb	n/a	=	11	%	EPA 525.2	-88	-88	0	30	QAX
2012/13-1	Lab	method blank	10/23/2012	Pesticide	Thiobencarb	n/a	<	0.025	µg/L	EPA 525.2	0.025	0.2			
2012/13-1	Lab	LCS	10/23/2012	Pesticide	Thiobencarb	n/a	=	1.02	µg/L	EPA 525.2	0.025	0.2			
2012/13-1	Lab	LCS, rec	10/23/2012	Pesticide	Thiobencarb	n/a	=	102	%	EPA 525.2	-88	-88	57	162	
2012/13-1	000NONPJ	matrix spike	11/9/2012	Pesticide	Tokuthion	n/a	=	0.054	µg/L	EPA 525.2	0.0078	0.01			QAX
2012/13-1	000NONPJ	matrix spike dup	11/9/2012	Pesticide	Tokuthion	n/a	=	0.0501	µg/L	EPA 525.2	0.0078	0.01			QAX
2012/13-1	000NONPJ	matrix spike dup, rec	11/9/2012	Pesticide	Tokuthion	n/a	=	100	%	EPA 525.2	-88	-88	50	150	QAX
2012/13-1	000NONPJ	matrix spike, rec	11/9/2012	Pesticide	Tokuthion	n/a	=	108	%	EPA 525.2	-88	-88	50	150	QAX
2012/13-1	000NONPJ	matrix spike, RPD	11/9/2012	Pesticide	Tokuthion	n/a	=	8	%	EPA 525.2	-88	-88	0	25	QAX
2012/13-1	Lab	LCS	11/9/2012	Pesticide	Tokuthion	n/a	=	0.0577	µg/L	EPA 525.2	0.0078	0.01			
2012/13-1	Lab	LCS, rec	11/9/2012	Pesticide	Tokuthion	n/a	=	115	%	EPA 525.2	-88	-88	50	150	
2012/13-1	Lab	method blank	11/9/2012	Pesticide	Tokuthion	n/a	<	0.0078	µg/L	EPA 525.2	0.0078	0.01			
2012/13-1	Lab	method blank	10/18/2012	Pesticide	Toxaphene	n/a	<	0.12	µg/L	EPA 608	0.12	0.5			
2012/13-1	000NONPJ	matrix spike	11/9/2012	Pesticide	Trichloronate	n/a	=	0.0472	µg/L	EPA 525.2	0.0067	0.01			QAX
2012/13-1	000NONPJ	matrix spike dup	11/9/2012	Pesticide	Trichloronate	n/a	=	0.0447	µg/L	EPA 525.2	0.0067	0.01			QAX
2012/13-1	000NONPJ	matrix spike dup, rec	11/9/2012	Pesticide	Trichloronate	n/a	=	89	%	EPA 525.2	-88	-88	50	150	QAX
2012/13-1	000NONPJ	matrix spike, rec	11/9/2012	Pesticide	Trichloronate	n/a	=	94	%	EPA 525.2	-88	-88	50	150	QAX
2012/13-1	000NONPJ	matrix spike, RPD	11/9/2012	Pesticide	Trichloronate	n/a	=	5	%	EPA 525.2	-88	-88	0	25	QAX
2012/13-1	Lab	LCS	11/9/2012	Pesticide	Trichloronate	n/a	=	0.05	µg/L	EPA 525.2	0.0067	0.01			
2012/13-1	Lab	LCS, rec	11/9/2012	Pesticide	Trichloronate	n/a	=	100	%	EPA 525.2	-88	-88	50	150	

Appendix F
Laboratory QA/QC Analysis Results

Event ID	Site ID	QAQC Sample Type	Analysis Date	Classification	Constituent	Fraction	Sign	Result	Units	Method	MDL	RL	QA Limit		DQOComp
													Min	Max	
2012/13-1	Lab	method blank	11/9/2012	Pesticide	Trichloronate	n/a	<	0.0067	µg/L	EPA 525.2	0.0067	0.01			
2012/13-1	000NONPJ	matrix spike	10/23/2012	Pesticide	Trithion	n/a	=	0.88	µg/L	EPA 525.2	0.012	0.1			QAX
2012/13-1	000NONPJ	matrix spike, rec	10/23/2012	Pesticide	Trithion	n/a	=	88	%	EPA 525.2	-88	-88	86	144	QAX
2012/13-1	000NONPJ	matrix spike dup	10/23/2012	Pesticide	Trithion	n/a	=	0.83	µg/L	EPA 525.2	0.012	0.1			QAX,GB
2012/13-1	000NONPJ	matrix spike dup, rec	10/23/2012	Pesticide	Trithion	n/a	=	83	%	EPA 525.2	-88	-88	86	144	QAX,GB
2012/13-1	000NONPJ	matrix spike, RPD	10/23/2012	Pesticide	Trithion	n/a	=	6	%	EPA 525.2	-88	-88	0	30	QAX,GB
2012/13-1	Lab	method blank	10/23/2012	Pesticide	Trithion	n/a	<	0.012	µg/L	EPA 525.2	0.012	0.1			
2012/13-1	Lab	LCS	10/23/2012	Pesticide	Trithion	n/a	=	0.9	µg/L	EPA 525.2	0.012	0.1			
2012/13-1	Lab	LCS, rec	10/23/2012	Pesticide	Trithion	n/a	=	90	%	EPA 525.2	-88	-88	62	149	
2012/13-2	000NONPJ	matrix spike	11/27/2012	Anion	Chloride	n/a	=	48.6	mg/L	EPA 300.0	0.5	2.5			QAX,D
2012/13-2	000NONPJ	matrix spike, rec	11/27/2012	Anion	Chloride	n/a	=	96	%	EPA 300.0	-88	-88	72	118	QAX,D
2012/13-2	000NONPJ	matrix spike dup	11/27/2012	Anion	Chloride	n/a	=	48.7	mg/L	EPA 300.0	0.5	2.5			QAX,D
2012/13-2	000NONPJ	matrix spike dup, rec	11/27/2012	Anion	Chloride	n/a	=	96	%	EPA 300.0	-88	-88	72	118	QAX,D
2012/13-2	000NONPJ	matrix spike, RPD	11/27/2012	Anion	Chloride	n/a	=	0.2	%	EPA 300.0	-88	-88	0	20	QAX,D
2012/13-2	000NONPJ	matrix spike	11/28/2012	Anion	Chloride	n/a	=	231	mg/L	EPA 300.0	1	5			QAX,D
2012/13-2	000NONPJ	matrix spike	11/28/2012	Anion	Chloride	n/a	=	77.6	mg/L	EPA 300.0	1	5			QAX,D
2012/13-2	000NONPJ	matrix spike dup	11/28/2012	Anion	Chloride	n/a	=	230	mg/L	EPA 300.0	1	5			QAX,D
2012/13-2	000NONPJ	matrix spike dup	11/28/2012	Anion	Chloride	n/a	=	76.3	mg/L	EPA 300.0	1	5			QAX,D
2012/13-2	000NONPJ	matrix spike dup, rec	11/28/2012	Anion	Chloride	n/a	=	92	%	EPA 300.0	-88	-88	72	118	QAX,D
2012/13-2	000NONPJ	matrix spike dup, rec	11/28/2012	Anion	Chloride	n/a	=	92	%	EPA 300.0	-88	-88	72	118	QAX,D
2012/13-2	000NONPJ	matrix spike, rec	11/28/2012	Anion	Chloride	n/a	=	94	%	EPA 300.0	-88	-88	72	118	QAX,D
2012/13-2	000NONPJ	matrix spike, rec	11/28/2012	Anion	Chloride	n/a	=	95	%	EPA 300.0	-88	-88	72	118	QAX,D
2012/13-2	000NONPJ	matrix spike, RPD	11/28/2012	Anion	Chloride	n/a	=	2	%	EPA 300.0	-88	-88	0	20	QAX,D
2012/13-2	000NONPJ	matrix spike, RPD	11/28/2012	Anion	Chloride	n/a	=	0.5	%	EPA 300.0	-88	-88	0	20	QAX,D
2012/13-2	Lab	method blank	11/27/2012	Anion	Chloride	n/a	<	0.1	mg/L	EPA 300.0	0.1	0.5			
2012/13-2	Lab	LCS	11/27/2012	Anion	Chloride	n/a	=	3.89	mg/L	EPA 300.0	0.1	0.5			
2012/13-2	Lab	LCS, rec	11/27/2012	Anion	Chloride	n/a	=	97	%	EPA 300.0	-88	-88	90	110	
2012/13-2	Lab	LCS	11/28/2012	Anion	Chloride	n/a	=	3.87	mg/L	EPA 300.0	0.1	0.5			
2012/13-2	Lab	LCS, rec	11/28/2012	Anion	Chloride	n/a	=	97	%	EPA 300.0	-88	-88	90	110	
2012/13-2	Lab	method blank	11/28/2012	Anion	Chloride	n/a	<	0.1	mg/L	EPA 300.0	0.1	0.5			
2012/13-2	ME-SCR	matrix spike	11/27/2012	Anion	Chloride	n/a	=	108	mg/L	EPA 300.0	1	5			D
2012/13-2	ME-SCR	matrix spike, rec	11/27/2012	Anion	Chloride	n/a	=	98	%	EPA 300.0	-88	-88	72	118	D
2012/13-2	ME-SCR	matrix spike dup	11/27/2012	Anion	Chloride	n/a	=	108	mg/L	EPA 300.0	1	5			D
2012/13-2	ME-SCR	matrix spike dup, rec	11/27/2012	Anion	Chloride	n/a	=	98	%	EPA 300.0	-88	-88	72	118	D
2012/13-2	ME-SCR	matrix spike, RPD	11/27/2012	Anion	Chloride	n/a	=	0.1	%	EPA 300.0	-88	-88	0	20	D
2012/13-2	000NONPJ	matrix spike	11/27/2012	Anion	Fluoride	n/a	=	9.82	mg/L	EPA 300.0	0.1	0.5			QAX,D
2012/13-2	000NONPJ	matrix spike, rec	11/27/2012	Anion	Fluoride	n/a	=	94	%	EPA 300.0	-88	-88	79	109	QAX,D
2012/13-2	000NONPJ	matrix spike dup	11/27/2012	Anion	Fluoride	n/a	=	9.88	mg/L	EPA 300.0	0.1	0.5			QAX,D
2012/13-2	000NONPJ	matrix spike dup, rec	11/27/2012	Anion	Fluoride	n/a	=	95	%	EPA 300.0	-88	-88	79	109	QAX,D
2012/13-2	000NONPJ	matrix spike, RPD	11/27/2012	Anion	Fluoride	n/a	=	0.5	%	EPA 300.0	-88	-88	0	20	QAX,D
2012/13-2	000NONPJ	matrix spike	11/28/2012	Anion	Fluoride	n/a	=	20	mg/L	EPA 300.0	0.2	1			QAX,D
2012/13-2	000NONPJ	matrix spike	11/28/2012	Anion	Fluoride	n/a	=	20.3	mg/L	EPA 300.0	0.2	1			QAX,D
2012/13-2	000NONPJ	matrix spike dup	11/28/2012	Anion	Fluoride	n/a	=	20.3	mg/L	EPA 300.0	0.2	1			QAX,D
2012/13-2	000NONPJ	matrix spike dup	11/28/2012	Anion	Fluoride	n/a	=	20.7	mg/L	EPA 300.0	0.2	1			QAX,D
2012/13-2	000NONPJ	matrix spike dup, rec	11/28/2012	Anion	Fluoride	n/a	=	103	%	EPA 300.0	-88	-88	79	109	QAX,D
2012/13-2	000NONPJ	matrix spike dup, rec	11/28/2012	Anion	Fluoride	n/a	=	102	%	EPA 300.0	-88	-88	79	109	QAX,D
2012/13-2	000NONPJ	matrix spike, rec	11/28/2012	Anion	Fluoride	n/a	=	102	%	EPA 300.0	-88	-88	79	109	QAX,D

Appendix F
Laboratory QA/QC Analysis Results

Event ID	Site ID	QAQC Sample Type	Analysis Date	Classification	Constituent	Fraction	Sign	Result	Units	Method	MDL	RL	QA Limit		DQOComp
													Min	Max	
2012/13-2	000NONPJ	matrix spike, rec	11/28/2012	Anion	Fluoride	n/a	=	100	%	EPA 300.0	-88	-88	79	109	QAX,D
2012/13-2	000NONPJ	matrix spike, RPD	11/28/2012	Anion	Fluoride	n/a	=	3	%	EPA 300.0	-88	-88	0	20	QAX,D
2012/13-2	000NONPJ	matrix spike, RPD	11/28/2012	Anion	Fluoride	n/a	=	0.05	%	EPA 300.0	-88	-88	0	20	QAX,D
2012/13-2	Lab	method blank	11/27/2012	Anion	Fluoride	n/a	<	0.02	mg/L	EPA 300.0	0.02	0.1			
2012/13-2	Lab	LCS	11/27/2012	Anion	Fluoride	n/a	=	2.09	mg/L	EPA 300.0	0.02	0.1			
2012/13-2	Lab	LCS, rec	11/27/2012	Anion	Fluoride	n/a	=	104	%	EPA 300.0	-88	-88	90	110	
2012/13-2	Lab	LCS	11/28/2012	Anion	Fluoride	n/a	=	2.05	mg/L	EPA 300.0	0.02	0.1			
2012/13-2	Lab	LCS, rec	11/28/2012	Anion	Fluoride	n/a	=	102	%	EPA 300.0	-88	-88	90	110	
2012/13-2	Lab	method blank	11/28/2012	Anion	Fluoride	n/a	<	0.02	mg/L	EPA 300.0	0.02	0.1			
2012/13-2	ME-SCR	matrix spike	11/27/2012	Anion	Fluoride	n/a	=	19.6	mg/L	EPA 300.0	0.2	1			D
2012/13-2	ME-SCR	matrix spike, rec	11/27/2012	Anion	Fluoride	n/a	=	95	%	EPA 300.0	-88	-88	79	109	D
2012/13-2	ME-SCR	matrix spike dup	11/27/2012	Anion	Fluoride	n/a	=	19.7	mg/L	EPA 300.0	0.2	1			D
2012/13-2	ME-SCR	matrix spike dup, rec	11/27/2012	Anion	Fluoride	n/a	=	96	%	EPA 300.0	-88	-88	79	109	D
2012/13-2	ME-SCR	matrix spike, RPD	11/27/2012	Anion	Fluoride	n/a	=	0.5	%	EPA 300.0	-88	-88	0	20	D
2012/13-2	000NONPJ	matrix spike	11/26/2012	Anion	Perchlorate	n/a	=	9.48	µg/L	EPA 314.0	0.95	2			QAX
2012/13-2	000NONPJ	matrix spike dup	11/26/2012	Anion	Perchlorate	n/a	=	9.85	µg/L	EPA 314.0	0.95	2			QAX
2012/13-2	000NONPJ	matrix spike dup, rec	11/26/2012	Anion	Perchlorate	n/a	=	98	%	EPA 314.0	-88	-88	80	120	QAX
2012/13-2	000NONPJ	matrix spike, rec	11/26/2012	Anion	Perchlorate	n/a	=	95	%	EPA 314.0	-88	-88	80	120	QAX
2012/13-2	000NONPJ	matrix spike, RPD	11/26/2012	Anion	Perchlorate	n/a	=	4	%	EPA 314.0	-88	-88	0	15	QAX
2012/13-2	000NONPJ	matrix spike	11/27/2012	Anion	Perchlorate	n/a	=	10.7	µg/L	EPA 314.0	0.95	2			QAX
2012/13-2	000NONPJ	matrix spike dup	11/27/2012	Anion	Perchlorate	n/a	=	11.1	µg/L	EPA 314.0	0.95	2			QAX
2012/13-2	000NONPJ	matrix spike dup, rec	11/27/2012	Anion	Perchlorate	n/a	=	111	%	EPA 314.0	-88	-88	80	120	QAX
2012/13-2	000NONPJ	matrix spike, rec	11/27/2012	Anion	Perchlorate	n/a	=	107	%	EPA 314.0	-88	-88	80	120	QAX
2012/13-2	000NONPJ	matrix spike, RPD	11/27/2012	Anion	Perchlorate	n/a	=	4	%	EPA 314.0	-88	-88	0	15	QAX
2012/13-2	000NONPJ	matrix spike	11/28/2012	Anion	Perchlorate	n/a	=	58.4	µg/L	EPA 314.0	0.95	2			QAX
2012/13-2	000NONPJ	matrix spike dup	11/28/2012	Anion	Perchlorate	n/a	=	60	µg/L	EPA 314.0	0.95	2			QAX
2012/13-2	000NONPJ	matrix spike dup, rec	11/28/2012	Anion	Perchlorate	n/a	=	105	%	EPA 314.0	-88	-88	80	120	QAX
2012/13-2	000NONPJ	matrix spike, rec	11/28/2012	Anion	Perchlorate	n/a	=	88	%	EPA 314.0	-88	-88	80	120	QAX
2012/13-2	000NONPJ	matrix spike, RPD	11/28/2012	Anion	Perchlorate	n/a	=	3	%	EPA 314.0	-88	-88	0	15	QAX
2012/13-2	000NONPJ	matrix spike	11/28/2012	Anion	Perchlorate	n/a	=	14	µg/L	EPA 314.0	0.95	2			QAX
2012/13-2	000NONPJ	matrix spike dup	11/28/2012	Anion	Perchlorate	n/a	=	12.5	µg/L	EPA 314.0	0.95	2			QAX
2012/13-2	000NONPJ	matrix spike dup, rec	11/28/2012	Anion	Perchlorate	n/a	=	94	%	EPA 314.0	-88	-88	80	120	QAX
2012/13-2	000NONPJ	matrix spike, rec	11/28/2012	Anion	Perchlorate	n/a	=	109	%	EPA 314.0	-88	-88	80	120	QAX
2012/13-2	000NONPJ	matrix spike, RPD	11/28/2012	Anion	Perchlorate	n/a	=	11	%	EPA 314.0	-88	-88	0	15	QAX
2012/13-2	Lab	LCS	11/21/2012	Anion	Perchlorate	n/a	=	11.2	µg/L	EPA 314.0	0.95	2			
2012/13-2	Lab	LCS, rec	11/21/2012	Anion	Perchlorate	n/a	=	112	%	EPA 314.0	-88	-88	85	115	
2012/13-2	Lab	method blank	11/21/2012	Anion	Perchlorate	n/a	<	0.95	µg/L	EPA 314.0	0.95	2			
2012/13-2	Lab	LCS	11/26/2012	Anion	Perchlorate	n/a	=	9.83	µg/L	EPA 314.0	0.95	2			
2012/13-2	Lab	LCS, rec	11/26/2012	Anion	Perchlorate	n/a	=	98	%	EPA 314.0	-88	-88	85	115	
2012/13-2	Lab	method blank	11/26/2012	Anion	Perchlorate	n/a	<	0.95	µg/L	EPA 314.0	0.95	2			
2012/13-2	Lab	LCS	11/27/2012	Anion	Perchlorate	n/a	=	10.2	µg/L	EPA 314.0	0.95	2			
2012/13-2	Lab	LCS, rec	11/27/2012	Anion	Perchlorate	n/a	=	102	%	EPA 314.0	-88	-88	85	115	
2012/13-2	Lab	method blank	11/27/2012	Anion	Perchlorate	n/a	<	0.95	µg/L	EPA 314.0	0.95	2			
2012/13-2	Lab	LCS	11/28/2012	Anion	Perchlorate	n/a	=	10.8	µg/L	EPA 314.0	0.95	2			
2012/13-2	Lab	LCS, rec	11/28/2012	Anion	Perchlorate	n/a	=	108	%	EPA 314.0	-88	-88	85	115	
2012/13-2	Lab	method blank	11/28/2012	Anion	Perchlorate	n/a	<	0.95	µg/L	EPA 314.0	0.95	2			
2012/13-2	Lab	LCS	11/28/2012	Anion	Perchlorate	n/a	=	10.2	µg/L	EPA 314.0	0.95	2			

Appendix F
Laboratory QA/QC Analysis Results

Event ID	Site ID	QAQC Sample Type	Analysis Date	Classification	Constituent	Fraction	Sign	Result	Units	Method	MDL	RL	QA Limit		DQOComp
													Min	Max	
2012/13-2	Lab	LCS, rec	11/28/2012	Anion	Perchlorate	n/a	=	102	%	EPA 314.0	-88	-88	85	115	
2012/13-2	Lab	method blank	11/28/2012	Anion	Perchlorate	n/a	<	0.95	µg/L	EPA 314.0	0.95	2			
2012/13-2	ME-SCR	matrix spike	11/21/2012	Anion	Perchlorate	n/a	=	9.79	µg/L	EPA 314.0	0.95	2			
2012/13-2	ME-SCR	matrix spike dup	11/21/2012	Anion	Perchlorate	n/a	=	9.97	µg/L	EPA 314.0	0.95	2			
2012/13-2	ME-SCR	matrix spike dup, rec	11/21/2012	Anion	Perchlorate	n/a	=	100	%	EPA 314.0	-88	-88	80	120	
2012/13-2	ME-SCR	matrix spike, rec	11/21/2012	Anion	Perchlorate	n/a	=	98	%	EPA 314.0	-88	-88	80	120	
2012/13-2	ME-SCR	matrix spike, RPD	11/21/2012	Anion	Perchlorate	n/a	=	2	%	EPA 314.0	-88	-88	0	15	
2012/13-2	MO-CAM	field duplicate	11/18/2012	Bacteriological	E. Coli	n/a	=	15531	MPN/100 mL	MMO-MUG	10	10	-88	-88	
2012/13-2	MO-CAM	field duplicate	11/20/2012	Bacteriological	Fecal Coliform	n/a	=	22000	MPN/100 mL	SM 9221 E	2	2	-88	-88	
2012/13-2	MO-CAM	field duplicate	11/18/2012	Bacteriological	Total Coliform	n/a	=	365400	MPN/100 mL	MMO-MUG	1000	1000	-88	-88	
2012/13-2	Lab	method blank	11/27/2012	Cation	Calcium	Total	<	0.0156	mg/L	EPA 200.7	0.0156	0.1			
2012/13-2	Lab	LCS	11/27/2012	Cation	Calcium	Total	=	47.5	mg/L	EPA 200.7	0.0156	0.1			
2012/13-2	Lab	LCS, rec	11/27/2012	Cation	Calcium	Total	=	95	%	EPA 200.7	-88	-88	85	115	
2012/13-2	Lab	method blank	11/28/2012	Cation	Calcium	Total	<	0.0156	mg/L	EPA 200.7	0.0156	0.1			
2012/13-2	Lab	LCS	11/28/2012	Cation	Calcium	Total	=	51	mg/L	EPA 200.7	0.0156	0.1			
2012/13-2	Lab	LCS, rec	11/28/2012	Cation	Calcium	Total	=	102	%	EPA 200.7	-88	-88	85	115	
2012/13-2	ME-SCR	matrix spike	11/27/2012	Cation	Calcium	Total	=	188	mg/L	EPA 200.7	0.0156	0.1			
2012/13-2	ME-SCR	matrix spike, rec	11/27/2012	Cation	Calcium	Total	=	82	%	EPA 200.7	-88	-88	70	130	
2012/13-2	ME-SCR	matrix spike dup	11/27/2012	Cation	Calcium	Total	=	190	mg/L	EPA 200.7	0.0156	0.1			
2012/13-2	ME-SCR	matrix spike dup, rec	11/27/2012	Cation	Calcium	Total	=	87	%	EPA 200.7	-88	-88	70	130	
2012/13-2	ME-SCR	matrix spike, RPD	11/27/2012	Cation	Calcium	Total	=	1	%	EPA 200.7	-88	-88	0	30	
2012/13-2	MO-SPA	matrix spike	11/28/2012	Cation	Calcium	Total	=	109	mg/L	EPA 200.7	0.0156	0.1			
2012/13-2	MO-SPA	matrix spike, rec	11/28/2012	Cation	Calcium	Total	=	101	%	EPA 200.7	-88	-88	70	130	
2012/13-2	MO-SPA	matrix spike dup	11/28/2012	Cation	Calcium	Total	=	111	mg/L	EPA 200.7	0.0156	0.1			
2012/13-2	MO-SPA	matrix spike dup, rec	11/28/2012	Cation	Calcium	Total	=	105	%	EPA 200.7	-88	-88	70	130	
2012/13-2	MO-SPA	matrix spike, RPD	11/28/2012	Cation	Calcium	Total	=	2	%	EPA 200.7	-88	-88	0	30	
2012/13-2	MO-THO	matrix spike	11/28/2012	Cation	Calcium	Total	=	171	mg/L	EPA 200.7	0.0156	0.1			
2012/13-2	MO-THO	matrix spike, rec	11/28/2012	Cation	Calcium	Total	=	101	%	EPA 200.7	-88	-88	70	130	
2012/13-2	MO-THO	matrix spike dup	11/28/2012	Cation	Calcium	Total	=	165	mg/L	EPA 200.7	0.0156	0.1			
2012/13-2	MO-THO	matrix spike dup, rec	11/28/2012	Cation	Calcium	Total	=	89	%	EPA 200.7	-88	-88	70	130	
2012/13-2	MO-THO	matrix spike, RPD	11/28/2012	Cation	Calcium	Total	=	4	%	EPA 200.7	-88	-88	0	30	
2012/13-2	Lab	method blank	11/27/2012	Cation	Magnesium	Total	<	0.0121	mg/L	EPA 200.7	0.0121	0.1			
2012/13-2	Lab	LCS	11/27/2012	Cation	Magnesium	Total	=	49.9	mg/L	EPA 200.7	0.0121	0.1			
2012/13-2	Lab	LCS, rec	11/27/2012	Cation	Magnesium	Total	=	99	%	EPA 200.7	-88	-88	85	115	
2012/13-2	Lab	method blank	11/28/2012	Cation	Magnesium	Total	<	0.0121	mg/L	EPA 200.7	0.0121	0.1			
2012/13-2	Lab	LCS	11/28/2012	Cation	Magnesium	Total	=	52.9	mg/L	EPA 200.7	0.0121	0.1			
2012/13-2	Lab	LCS, rec	11/28/2012	Cation	Magnesium	Total	=	105	%	EPA 200.7	-88	-88	85	115	
2012/13-2	ME-SCR	matrix spike	11/27/2012	Cation	Magnesium	Total	=	106	mg/L	EPA 200.7	0.0121	0.1			
2012/13-2	ME-SCR	matrix spike, rec	11/27/2012	Cation	Magnesium	Total	=	95	%	EPA 200.7	-88	-88	70	130	
2012/13-2	ME-SCR	matrix spike dup	11/27/2012	Cation	Magnesium	Total	=	108	mg/L	EPA 200.7	0.0121	0.1			
2012/13-2	ME-SCR	matrix spike dup, rec	11/27/2012	Cation	Magnesium	Total	=	98	%	EPA 200.7	-88	-88	70	130	
2012/13-2	ME-SCR	matrix spike, RPD	11/27/2012	Cation	Magnesium	Total	=	1	%	EPA 200.7	-88	-88	0	30	
2012/13-2	MO-SPA	matrix spike	11/28/2012	Cation	Magnesium	Total	=	70.9	mg/L	EPA 200.7	0.0121	0.1			
2012/13-2	MO-SPA	matrix spike, rec	11/28/2012	Cation	Magnesium	Total	=	106	%	EPA 200.7	-88	-88	70	130	
2012/13-2	MO-SPA	matrix spike dup	11/28/2012	Cation	Magnesium	Total	=	72.3	mg/L	EPA 200.7	0.0121	0.1			
2012/13-2	MO-SPA	matrix spike dup, rec	11/28/2012	Cation	Magnesium	Total	=	109	%	EPA 200.7	-88	-88	70	130	
2012/13-2	MO-SPA	matrix spike, RPD	11/28/2012	Cation	Magnesium	Total	=	2	%	EPA 200.7	-88	-88	0	30	

Appendix F
Laboratory QA/QC Analysis Results

Event ID	Site ID	QAQC Sample Type	Analysis Date	Classification	Constituent	Fraction	Sign	Result	Units	Method	MDL	RL	QA Limit		DQOComp
													Min	Max	
2012/13-2	MO-THO	matrix spike	11/28/2012	Cation	Magnesium	Total	=	140	mg/L	EPA 200.7	0.0121	0.1			
2012/13-2	MO-THO	matrix spike, rec	11/28/2012	Cation	Magnesium	Total	=	110	%	EPA 200.7	-88	-88	70	130	
2012/13-2	MO-THO	matrix spike dup	11/28/2012	Cation	Magnesium	Total	=	136	mg/L	EPA 200.7	0.0121	0.1			
2012/13-2	MO-THO	matrix spike dup, rec	11/28/2012	Cation	Magnesium	Total	=	102	%	EPA 200.7	-88	-88	70	130	
2012/13-2	MO-THO	matrix spike, RPD	11/28/2012	Cation	Magnesium	Total	=	3	%	EPA 200.7	-88	-88	0	30	
2012/13-2	Lab	LCS	11/30/2012	Conventional	Alkalinity as CaCO3	n/a	=	254	mg/L	SM 2320 B	0.56	2			
2012/13-2	Lab	LCS, rec	11/30/2012	Conventional	Alkalinity as CaCO3	n/a	=	101	%	SM 2320 B	-88	-88	94	108	
2012/13-2	Lab	method blank	11/30/2012	Conventional	Alkalinity as CaCO3	n/a	DNQ	1.47	mg/L	SM 2320 B	0.56	2			IP,J
2012/13-2	ME-SCR	lab duplicate	11/30/2012	Conventional	Alkalinity as CaCO3	n/a	=	244	mg/L	SM 2320 B	0.56	2		15	
2012/13-2	ME-SCR	lab duplicate, RPD	11/30/2012	Conventional	Alkalinity as CaCO3	n/a	DNQ	0.8	%	SM 2320 B	0.56	2		15	
2012/13-2	Lab	LCS	11/24/2012	Conventional	BOD	n/a	=	185	mg/L	SM 5210 B	0.1	2			
2012/13-2	Lab	LCS, rec	11/24/2012	Conventional	BOD	n/a	=	93	%	SM 5210 B	-88	-88	85	115	
2012/13-2	000NONPJ	lab duplicate	11/27/2012	Conventional	COD	n/a	=	6230	mg/L	EPA 410.4	15	100			QAX,D
2012/13-2	000NONPJ	lab duplicate, RPD	11/27/2012	Conventional	COD	n/a	=	8	%	EPA 410.4	15	100		15	QAX,D
2012/13-2	Lab	LCS	11/27/2012	Conventional	COD	n/a	=	97.9	mg/L	EPA 410.4	0.73	5			
2012/13-2	Lab	LCS, rec	11/27/2012	Conventional	COD	n/a	=	98	%	EPA 410.4	-88	-88	90	110	
2012/13-2	Lab	method blank	11/27/2012	Conventional	COD	n/a	<	0.73	mg/L	EPA 410.4	0.73	5			
2012/13-2	ME-SCR	matrix spike	11/27/2012	Conventional	COD	n/a	=	213	mg/L	EPA 410.4	1.5	10			D
2012/13-2	ME-SCR	matrix spike dup	11/27/2012	Conventional	COD	n/a	=	218	mg/L	EPA 410.4	1.5	10			D
2012/13-2	ME-SCR	matrix spike dup, rec	11/27/2012	Conventional	COD	n/a	=	101	%	EPA 410.4	-88	-88	90	110	D
2012/13-2	ME-SCR	matrix spike, rec	11/27/2012	Conventional	COD	n/a	=	98	%	EPA 410.4	-88	-88	90	110	D
2012/13-2	ME-SCR	matrix spike, RPD	11/27/2012	Conventional	COD	n/a	=	3	%	EPA 410.4	-88	-88	0	15	D
2012/13-2	ME-VR2	matrix spike	11/27/2012	Conventional	COD	n/a	=	216	mg/L	EPA 410.4	1.5	10			D
2012/13-2	ME-VR2	matrix spike dup	11/27/2012	Conventional	COD	n/a	=	217	mg/L	EPA 410.4	1.5	10			D
2012/13-2	ME-VR2	matrix spike dup, rec	11/27/2012	Conventional	COD	n/a	=	100	%	EPA 410.4	-88	-88	90	110	D
2012/13-2	ME-VR2	matrix spike, rec	11/27/2012	Conventional	COD	n/a	=	100	%	EPA 410.4	-88	-88	90	110	D
2012/13-2	ME-VR2	matrix spike, RPD	11/27/2012	Conventional	COD	n/a	=	0.3	%	EPA 410.4	-88	-88	0	15	D
2012/13-2	000NONPJ	matrix spike	12/6/2012	Conventional	Cyanide	Total	=	0.086	mg/L	EPA 335.4	0.0027	0.005			QAX
2012/13-2	000NONPJ	matrix spike, rec	12/6/2012	Conventional	Cyanide	Total	=	92	%	EPA 335.4	-88	-88	90	110	QAX
2012/13-2	000NONPJ	matrix spike dup	12/6/2012	Conventional	Cyanide	Total	=	0.0977	mg/L	EPA 335.4	0.0027	0.005			QAX
2012/13-2	000NONPJ	matrix spike dup, rec	12/6/2012	Conventional	Cyanide	Total	=	105	%	EPA 335.4	-88	-88	90	110	QAX
2012/13-2	000NONPJ	matrix spike, RPD	12/6/2012	Conventional	Cyanide	Total	=	13	%	EPA 335.4	-88	-88	0	20	QAX
2012/13-2	000NONPJ	matrix spike	12/6/2012	Conventional	Cyanide	Total	=	0.0944	mg/L	EPA 335.4	0.0027	0.005			QAX
2012/13-2	000NONPJ	matrix spike, rec	12/6/2012	Conventional	Cyanide	Total	=	105	%	EPA 335.4	-88	-88	90	110	QAX
2012/13-2	000NONPJ	matrix spike dup	12/6/2012	Conventional	Cyanide	Total	=	0.0923	mg/L	EPA 335.4	0.0027	0.005			QAX
2012/13-2	000NONPJ	matrix spike dup, rec	12/6/2012	Conventional	Cyanide	Total	=	102	%	EPA 335.4	-88	-88	90	110	QAX
2012/13-2	000NONPJ	matrix spike, RPD	12/6/2012	Conventional	Cyanide	Total	=	2	%	EPA 335.4	-88	-88	0	20	QAX
2012/13-2	000NONPJ	matrix spike	12/7/2012	Conventional	Cyanide	Total	=	0.0922	mg/L	EPA 335.4	0.0027	0.005			QAX
2012/13-2	000NONPJ	matrix spike, rec	12/7/2012	Conventional	Cyanide	Total	=	102	%	EPA 335.4	-88	-88	90	110	QAX
2012/13-2	000NONPJ	matrix spike dup	12/7/2012	Conventional	Cyanide	Total	=	0.0867	mg/L	EPA 335.4	0.0027	0.005			QAX
2012/13-2	000NONPJ	matrix spike dup, rec	12/7/2012	Conventional	Cyanide	Total	=	96	%	EPA 335.4	-88	-88	90	110	QAX
2012/13-2	000NONPJ	matrix spike, RPD	12/7/2012	Conventional	Cyanide	Total	=	6	%	EPA 335.4	-88	-88	0	20	QAX
2012/13-2	000NONPJ	matrix spike	12/7/2012	Conventional	Cyanide	Total	=	0.0909	mg/L	EPA 335.4	0.0027	0.005			QAX
2012/13-2	000NONPJ	matrix spike, rec	12/7/2012	Conventional	Cyanide	Total	=	101	%	EPA 335.4	-88	-88	90	110	QAX
2012/13-2	000NONPJ	matrix spike dup	12/7/2012	Conventional	Cyanide	Total	=	0.0886	mg/L	EPA 335.4	0.0027	0.005			QAX
2012/13-2	000NONPJ	matrix spike dup, rec	12/7/2012	Conventional	Cyanide	Total	=	98	%	EPA 335.4	-88	-88	90	110	QAX
2012/13-2	000NONPJ	matrix spike, RPD	12/7/2012	Conventional	Cyanide	Total	=	3	%	EPA 335.4	-88	-88	0	20	QAX

Appendix F
Laboratory QA/QC Analysis Results

Event ID	Site ID	QAQC Sample Type	Analysis Date	Classification	Constituent	Fraction	Sign	Result	Units	Method	MDL	RL	QA Limit		DQOComp
													Min	Max	
2012/13-2	Lab	method blank	12/6/2012	Conventional	Cyanide	Total	<	0.0027	mg/L	EPA 335.4	0.0027	0.005			
2012/13-2	Lab	LCS	12/6/2012	Conventional	Cyanide	Total	=	0.0482	mg/L	EPA 335.4	0.0027	0.005			
2012/13-2	Lab	LCS, rec	12/6/2012	Conventional	Cyanide	Total	=	107	%	EPA 335.4	-88	-88	90	110	
2012/13-2	Lab	LCS	12/7/2012	Conventional	Cyanide	Total	=	0.0441	mg/L	EPA 335.4	0.0027	0.005			
2012/13-2	Lab	LCS, rec	12/7/2012	Conventional	Cyanide	Total	=	98	%	EPA 335.4	-88	-88	90	110	
2012/13-2	Lab	method blank	12/7/2012	Conventional	Cyanide	Total	<	0.0027	mg/L	EPA 335.4	0.0027	0.005			
2012/13-2	MO-CAM	field duplicate	12/7/2012	Conventional	Cyanide	Total	<	0.0027	mg/L	EPA 335.4	0.0027	0.005			
2012/13-2	Lab	LCS	11/19/2012	Conventional	MBAS	n/a	=	0.187	mg/L	SM 5540 C	0.019	0.05			
2012/13-2	Lab	LCS, rec	11/19/2012	Conventional	MBAS	n/a	=	94	%	SM 5540 C	-88	-88	79	113	
2012/13-2	Lab	method blank	11/19/2012	Conventional	MBAS	n/a	<	0.019	mg/L	SM 5540 C	0.019	0.05			
2012/13-2	ME-SCR	matrix spike	11/19/2012	Conventional	MBAS	n/a	=	0.266	mg/L	SM 5540 C	0.019	0.05			
2012/13-2	ME-SCR	matrix spike dup	11/19/2012	Conventional	MBAS	n/a	=	0.272	mg/L	SM 5540 C	0.019	0.05			
2012/13-2	ME-SCR	matrix spike dup, rec	11/19/2012	Conventional	MBAS	n/a	=	105	%	SM 5540 C	-88	-88	77	118	
2012/13-2	ME-SCR	matrix spike, rec	11/19/2012	Conventional	MBAS	n/a	=	102	%	SM 5540 C	-88	-88	77	118	
2012/13-2	ME-SCR	matrix spike, RPD	11/19/2012	Conventional	MBAS	n/a	=	2	%	SM 5540 C	-88	-88	0	20	
2012/13-2	000NONPJ	matrix spike	11/30/2012	Conventional	Phenolics	n/a	=	0.219	mg/L	EPA 420.4	0.0042	0.01			QAX
2012/13-2	000NONPJ	matrix spike, rec	11/30/2012	Conventional	Phenolics	n/a	=	104	%	EPA 420.4	-88	-88	90	110	QAX
2012/13-2	000NONPJ	matrix spike dup	11/30/2012	Conventional	Phenolics	n/a	=	0.216	mg/L	EPA 420.4	0.0042	0.01			QAX
2012/13-2	000NONPJ	matrix spike dup, rec	11/30/2012	Conventional	Phenolics	n/a	=	103	%	EPA 420.4	-88	-88	90	110	QAX
2012/13-2	000NONPJ	matrix spike, RPD	11/30/2012	Conventional	Phenolics	n/a	=	1	%	EPA 420.4	-88	-88	0	20	QAX
2012/13-2	Lab	LCS	11/30/2012	Conventional	Phenolics	n/a	=	0.1	mg/L	EPA 420.4	0.0042	0.01			
2012/13-2	Lab	LCS, rec	11/30/2012	Conventional	Phenolics	n/a	=	100	%	EPA 420.4	-88	-88	90	110	
2012/13-2	Lab	method blank	11/30/2012	Conventional	Phenolics	n/a	<	0.0042	mg/L	EPA 420.4	0.0042	0.01			
2012/13-2	ME-SCR	matrix spike	11/30/2012	Conventional	Phenolics	n/a	=	0.246	mg/L	EPA 420.4	0.0042	0.01			
2012/13-2	ME-SCR	matrix spike, rec	11/30/2012	Conventional	Phenolics	n/a	=	99	%	EPA 420.4	-88	-88	90	110	
2012/13-2	ME-SCR	matrix spike dup	11/30/2012	Conventional	Phenolics	n/a	=	0.218	mg/L	EPA 420.4	0.0042	0.01			GB
2012/13-2	ME-SCR	matrix spike dup, rec	11/30/2012	Conventional	Phenolics	n/a	=	85	%	EPA 420.4	-88	-88	90	110	GB
2012/13-2	ME-SCR	matrix spike, RPD	11/30/2012	Conventional	Phenolics	n/a	=	12	%	EPA 420.4	-88	-88	0	20	
2012/13-2	Lab	LCS	11/30/2012	Conventional	Specific Conductance	n/a	=	210	µmhos/cm	SM 2510 B	0.23	2			
2012/13-2	Lab	LCS, rec	11/30/2012	Conventional	Specific Conductance	n/a	=	105	%	SM 2510 B	-88	-88	95	105	
2012/13-2	Lab	method blank	11/30/2012	Conventional	Specific Conductance	n/a	DNQ	0.44	µmhos/cm	SM 2510 B	0.23	2			IP,J
2012/13-2	Lab	LCS	12/15/2012	Conventional	Specific Conductance	n/a	=	204	µmhos/cm	SM 2510 B	0.23	2			
2012/13-2	Lab	LCS, rec	12/15/2012	Conventional	Specific Conductance	n/a	=	102	%	SM 2510 B	-88	-88	95	105	
2012/13-2	Lab	method blank	12/15/2012	Conventional	Specific Conductance	n/a	DNQ	0.43	µmhos/cm	SM 2510 B	0.23	2			IP,J
2012/13-2	ME-CC	lab duplicate	11/30/2012	Conventional	Specific Conductance	n/a	=	1170	µmhos/cm	SM 2510 B	0.23	2		4.28	
2012/13-2	ME-CC	lab duplicate, RPD	11/30/2012	Conventional	Specific Conductance	n/a	=	0.2	%	SM 2510 B	0.23	2		5	
2012/13-2	ME-SCR	lab duplicate	12/15/2012	Conventional	Specific Conductance	n/a	=	1670	µmhos/cm	SM 2510 B	0.47	4		4.28	D
2012/13-2	ME-SCR	lab duplicate	12/15/2012	Conventional	Specific Conductance	n/a	=	1640	µmhos/cm	SM 2510 B	0.47	4		4.28	D
2012/13-2	ME-SCR	lab duplicate, RPD	12/15/2012	Conventional	Specific Conductance	n/a	DNQ	3	%	SM 2510 B	0.47	4		5	D
2012/13-2	ME-SCR	lab duplicate, RPD	12/15/2012	Conventional	Specific Conductance	n/a	=	5	%	SM 2510 B	0.47	4		5	D
2012/13-2	Lab	LCS	11/19/2012	Conventional	Total Chlorine Residual	n/a	=	0.179	mg/L	SM 4500-Cl G	0.0015	0.05			
2012/13-2	Lab	LCS, rec	11/19/2012	Conventional	Total Chlorine Residual	n/a	=	90	%	SM 4500-Cl G	-88	-88	82	112	
2012/13-2	Lab	method blank	11/19/2012	Conventional	Total Chlorine Residual	n/a	<	0.0015	mg/L	SM 4500-Cl G	0.0015	0.05			
2012/13-2	ME-CC	matrix spike	11/19/2012	Conventional	Total Chlorine Residual	n/a	=	0.334	mg/L	SM 4500-Cl G	0.003	0.1			
2012/13-2	ME-CC	matrix spike dup	11/19/2012	Conventional	Total Chlorine Residual	n/a	=	0.313	mg/L	SM 4500-Cl G	0.003	0.1			
2012/13-2	ME-CC	matrix spike dup, rec	11/19/2012	Conventional	Total Chlorine Residual	n/a	=	72	%	SM 4500-Cl G	-88	-88	65	128	
2012/13-2	ME-CC	matrix spike, rec	11/19/2012	Conventional	Total Chlorine Residual	n/a	=	77	%	SM 4500-Cl G	-88	-88	65	128	

Appendix F
Laboratory QA/QC Analysis Results

Event ID	Site ID	QAQC Sample Type	Analysis Date	Classification	Constituent	Fraction	Sign	Result	Units	Method	MDL	RL	QA Limit		DQOComp
													Min	Max	
2012/13-2	ME-CC	matrix spike, RPD	11/19/2012	Conventional	Total Chlorine Residual	n/a	=	7	%	SM 4500-Cl G	-88	-88	0	15	
2012/13-2	Lab	LCS	11/21/2012	Conventional	Total Dissolved Solids	n/a	=	818	mg/L	SM 2540 C	4	10			
2012/13-2	Lab	LCS, rec	11/21/2012	Conventional	Total Dissolved Solids	n/a	=	99	%	SM 2540 C	-88	-88	91	104	
2012/13-2	Lab	method blank	11/21/2012	Conventional	Total Dissolved Solids	n/a	<	4	mg/L	SM 2540 C	4	10			
2012/13-2	ME-SCR	lab duplicate	11/21/2012	Conventional	Total Dissolved Solids	n/a	=	1170	mg/L	SM 2540 C	4	10		10	
2012/13-2	ME-SCR	lab duplicate, RPD	11/21/2012	Conventional	Total Dissolved Solids	n/a	=	2	%	SM 2540 C	4	10		10	
2012/13-2	MO-OXN	lab duplicate	11/21/2012	Conventional	Total Dissolved Solids	n/a	=	259	mg/L	SM 2540 C	4	10		10	
2012/13-2	MO-OXN	lab duplicate, RPD	11/21/2012	Conventional	Total Dissolved Solids	n/a	=	3	%	SM 2540 C	4	10		10	
2012/13-2	Lab	LCS	11/26/2012	Conventional	Total Organic Carbon	n/a	=	5.09	mg/L	SM 5310 C	0.009	0.3			
2012/13-2	Lab	LCS, rec	11/26/2012	Conventional	Total Organic Carbon	n/a	=	102	%	SM 5310 C	-88	-88	90	110	
2012/13-2	Lab	method blank	11/26/2012	Conventional	Total Organic Carbon	n/a	DNQ	0.0189	mg/L	SM 5310 C	0.009	0.3			IP,J
2012/13-2	ME-SCR	matrix spike	11/26/2012	Conventional	Total Organic Carbon	n/a	=	10	mg/L	SM 5310 C	0.009	0.3			
2012/13-2	ME-SCR	matrix spike dup	11/26/2012	Conventional	Total Organic Carbon	n/a	=	9.82	mg/L	SM 5310 C	0.009	0.3			
2012/13-2	ME-SCR	matrix spike dup, rec	11/26/2012	Conventional	Total Organic Carbon	n/a	=	99	%	SM 5310 C	-88	-88	84	107	
2012/13-2	ME-SCR	matrix spike, rec	11/26/2012	Conventional	Total Organic Carbon	n/a	=	103	%	SM 5310 C	-88	-88	84	107	
2012/13-2	ME-SCR	matrix spike, RPD	11/26/2012	Conventional	Total Organic Carbon	n/a	=	2	%	SM 5310 C	-88	-88	0	20	
2012/13-2	000NONPJ	lab duplicate	11/20/2012	Conventional	Total Suspended Solids	n/a	=	480	mg/L	SM 2540 D	5	5			QAX
2012/13-2	000NONPJ	lab duplicate, RPD	11/20/2012	Conventional	Total Suspended Solids	n/a	=	2	%	SM 2540 D	5	5		20	QAX
2012/13-2	Lab	method blank	11/20/2012	Conventional	Total Suspended Solids	n/a	<	5	mg/L	SM 2540 D	5	5			
2012/13-2	MO-HUE	lab duplicate	11/20/2012	Conventional	Total Suspended Solids	n/a	=	34	mg/L	SM 2540 D	5	5		20	
2012/13-2	MO-HUE	lab duplicate, RPD	11/20/2012	Conventional	Total Suspended Solids	n/a	=	16	%	SM 2540 D	5	5		20	
2012/13-2	000NONPJ	lab duplicate	11/19/2012	Conventional	Turbidity	n/a	DNQ	0.08	NTU	EPA 180.1	0.024	0.1		10	QAX
2012/13-2	000NONPJ	lab duplicate, RPD	11/19/2012	Conventional	Turbidity	n/a	DNQ	0	%	EPA 180.1	0.024	0.1		10	QAX
2012/13-2	Lab	LCS	11/19/2012	Conventional	Turbidity	n/a	=	21.4	NTU	EPA 180.1	0.024	0.1			
2012/13-2	Lab	LCS	11/19/2012	Conventional	Turbidity	n/a	=	20.1	NTU	EPA 180.1	0.024	0.1			
2012/13-2	Lab	LCS, rec	11/19/2012	Conventional	Turbidity	n/a	=	96	%	EPA 180.1	-88	-88	90	110	
2012/13-2	Lab	LCS, rec	11/19/2012	Conventional	Turbidity	n/a	=	90	%	EPA 180.1	-88	-88	90	110	
2012/13-2	Lab	method blank	11/19/2012	Conventional	Turbidity	n/a	<	0.024	NTU	EPA 180.1	0.024	0.1			
2012/13-2	Lab	method blank	11/19/2012	Conventional	Turbidity	n/a	<	0.024	NTU	EPA 180.1	0.024	0.1			
2012/13-2	ME-SCR	lab duplicate	11/19/2012	Conventional	Turbidity	n/a	=	6.71	NTU	EPA 180.1	0.024	0.1		10	
2012/13-2	ME-SCR	lab duplicate, RPD	11/19/2012	Conventional	Turbidity	n/a	=	0	%	EPA 180.1	0.024	0.1		10	
2012/13-2	000NONPJ	lab duplicate	11/20/2012	Conventional	Volatile Suspended Solids	n/a	=	320	mg/L	EPA 160.4	3.1	5		15	QAX
2012/13-2	000NONPJ	lab duplicate, RPD	11/20/2012	Conventional	Volatile Suspended Solids	n/a	=	0.6	%	EPA 160.4	3.1	5		15	QAX
2012/13-2	Lab	method blank	11/20/2012	Conventional	Volatile Suspended Solids	n/a	<	3.1	mg/L	EPA 160.4	3.1	5			
2012/13-2	Lab	LCS	11/27/2012	Hydrocarbon	Oil and Grease	n/a	=	17.8	mg/L	EPA 1664A	1.3	5			
2012/13-2	Lab	LCS	11/27/2012	Hydrocarbon	Oil and Grease	n/a	DNQ	4.9	mg/L	EPA 1664A	1.3	5			
2012/13-2	Lab	LCS dup	11/27/2012	Hydrocarbon	Oil and Grease	n/a	=	18.7	mg/L	EPA 1664A	1.3	5			
2012/13-2	Lab	LCS dup, rec	11/27/2012	Hydrocarbon	Oil and Grease	n/a	=	94	%	EPA 1664A	-88	-88	78	114	
2012/13-2	Lab	LCS, rec	11/27/2012	Hydrocarbon	Oil and Grease	n/a	=	89	%	EPA 1664A	-88	-88	78	114	
2012/13-2	Lab	LCS, rec	11/27/2012	Hydrocarbon	Oil and Grease	n/a	=	98	%	EPA 1664A	-88	-88	78	114	
2012/13-2	Lab	LCS, RPD	11/27/2012	Hydrocarbon	Oil and Grease	n/a	=	5	%	EPA 1664A	-88	-88	0	18	
2012/13-2	Lab	method blank	11/27/2012	Hydrocarbon	Oil and Grease	n/a	<	1.3	mg/L	EPA 1664A	1.3	5			
2012/13-2	Lab	LCS	11/30/2012	Hydrocarbon	Oil and Grease	n/a	=	18.6	mg/L	EPA 1664A	1.3	5			
2012/13-2	Lab	LCS	11/30/2012	Hydrocarbon	Oil and Grease	n/a	=	5.2	mg/L	EPA 1664A	1.3	5			
2012/13-2	Lab	LCS dup	11/30/2012	Hydrocarbon	Oil and Grease	n/a	=	19	mg/L	EPA 1664A	1.3	5			
2012/13-2	Lab	LCS dup, rec	11/30/2012	Hydrocarbon	Oil and Grease	n/a	=	95	%	EPA 1664A	-88	-88	78	114	
2012/13-2	Lab	LCS, rec	11/30/2012	Hydrocarbon	Oil and Grease	n/a	=	104	%	EPA 1664A	-88	-88	78	114	

Appendix F
Laboratory QA/QC Analysis Results

Event ID	Site ID	QAQC Sample Type	Analysis Date	Classification	Constituent	Fraction	Sign	Result	Units	Method	MDL	RL	QA Limit		DQOComp
													Min	Max	
2012/13-2	Lab	LCS, rec	11/30/2012	Hydrocarbon	Oil and Grease	n/a	=	93	%	EPA 1664A	-88	-88	78	114	
2012/13-2	Lab	LCS, RPD	11/30/2012	Hydrocarbon	Oil and Grease	n/a	=	2	%	EPA 1664A	-88	-88	0	18	
2012/13-2	Lab	method blank	11/30/2012	Hydrocarbon	Oil and Grease	n/a	<	1.3	mg/L	EPA 1664A	1.3	5			
2012/13-2	ME-CC	matrix spike	11/27/2012	Hydrocarbon	Oil and Grease	n/a	=	16.9	mg/L	EPA 1664A	1.3	5			
2012/13-2	ME-CC	matrix spike, rec	11/27/2012	Hydrocarbon	Oil and Grease	n/a	=	84	%	EPA 1664A	-88	-88	78	114	
2012/13-2	MO-CAM	field duplicate	11/30/2012	Hydrocarbon	Oil and Grease	n/a	<	1.3	mg/L	EPA 1664A	1.3	5			
2012/13-2	MO-VEN	matrix spike	11/30/2012	Hydrocarbon	Oil and Grease	n/a	=	18.7	mg/L	EPA 1664A	1.3	5			
2012/13-2	MO-VEN	matrix spike, rec	11/30/2012	Hydrocarbon	Oil and Grease	n/a	=	78	%	EPA 1664A	-88	-88	78	114	
2012/13-2	Lab	method blank	11/27/2012	Hydrocarbon	TPH	n/a	<	1.9	mg/L	EPA 1664A	1.9	5			
2012/13-2	Lab	method blank	11/30/2012	Hydrocarbon	TPH	n/a	<	1.9	mg/L	EPA 1664A	1.9	5			
2012/13-2	MO-CAM	field duplicate	11/30/2012	Hydrocarbon	TPH	n/a	<	1.9	mg/L	EPA 1664A	1.9	5			
2012/13-2	Lab	method blank	12/1/2012	Metal	Aluminum	Dissolved	DNQ	1.22	µg/L	EPA 200.8	0.61	5			IP,J
2012/13-2	Lab	LCS	12/1/2012	Metal	Aluminum	Dissolved	=	55.9	µg/L	EPA 200.8	0.61	5			
2012/13-2	Lab	LCS, rec	12/1/2012	Metal	Aluminum	Dissolved	=	112	%	EPA 200.8	-88	-88	85	115	
2012/13-2	Lab	method blank	12/3/2012	Metal	Aluminum	Dissolved	DNQ	1.34	µg/L	EPA 200.8	0.61	5			IP,J
2012/13-2	Lab	LCS	12/3/2012	Metal	Aluminum	Dissolved	=	57.3	µg/L	EPA 200.8	0.61	5			
2012/13-2	Lab	LCS, rec	12/3/2012	Metal	Aluminum	Dissolved	=	115	%	EPA 200.8	-88	-88	85	115	
2012/13-2	Lab	method blank	12/1/2012	Metal	Aluminum	Total	DNQ	1.22	µg/L	EPA 200.8	0.61	5			IP,J
2012/13-2	Lab	LCS	12/1/2012	Metal	Aluminum	Total	=	55.9	µg/L	EPA 200.8	0.61	5			
2012/13-2	Lab	LCS, rec	12/1/2012	Metal	Aluminum	Total	=	112	%	EPA 200.8	-88	-88	85	115	
2012/13-2	Lab	method blank	12/3/2012	Metal	Aluminum	Total	DNQ	1.34	µg/L	EPA 200.8	0.61	5			IP,J
2012/13-2	Lab	LCS	12/3/2012	Metal	Aluminum	Total	=	57.3	µg/L	EPA 200.8	0.61	5			
2012/13-2	Lab	LCS, rec	12/3/2012	Metal	Aluminum	Total	=	115	%	EPA 200.8	-88	-88	85	115	
2012/13-2	ME-SCR	matrix spike	12/1/2012	Metal	Aluminum	Total	=	291	µg/L	EPA 200.8	0.61	5			GB
2012/13-2	ME-SCR	matrix spike, rec	12/1/2012	Metal	Aluminum	Total	=	214	%	EPA 200.8	-88	-88	70	130	GB
2012/13-2	ME-SCR	matrix spike dup	12/1/2012	Metal	Aluminum	Total	=	281	µg/L	EPA 200.8	0.61	5			GB
2012/13-2	ME-SCR	matrix spike dup, rec	12/1/2012	Metal	Aluminum	Total	=	195	%	EPA 200.8	-88	-88	70	130	GB
2012/13-2	ME-SCR	matrix spike, RPD	12/1/2012	Metal	Aluminum	Total	=	3	%	EPA 200.8	-88	-88	0	30	GB
2012/13-2	MO-FIL	matrix spike	12/3/2012	Metal	Aluminum	Total	=	1040	µg/L	EPA 200.8	0.61	5			GB
2012/13-2	MO-FIL	matrix spike, rec	12/3/2012	Metal	Aluminum	Total	=	202	%	EPA 200.8	-88	-88	70	130	GB
2012/13-2	MO-FIL	matrix spike dup	12/3/2012	Metal	Aluminum	Total	=	1030	µg/L	EPA 200.8	0.61	5			GB
2012/13-2	MO-FIL	matrix spike dup, rec	12/3/2012	Metal	Aluminum	Total	=	186	%	EPA 200.8	-88	-88	70	130	GB
2012/13-2	MO-FIL	matrix spike, RPD	12/3/2012	Metal	Aluminum	Total	=	0.8	%	EPA 200.8	-88	-88	0	30	GB
2012/13-2	MO-HUE	matrix spike	12/3/2012	Metal	Aluminum	Total	=	431	µg/L	EPA 200.8	0.61	5			GB
2012/13-2	MO-HUE	matrix spike, rec	12/3/2012	Metal	Aluminum	Total	=	138	%	EPA 200.8	-88	-88	70	130	GB
2012/13-2	MO-HUE	matrix spike dup	12/3/2012	Metal	Aluminum	Total	=	422	µg/L	EPA 200.8	0.61	5			
2012/13-2	MO-HUE	matrix spike dup, rec	12/3/2012	Metal	Aluminum	Total	=	120	%	EPA 200.8	-88	-88	70	130	
2012/13-2	MO-HUE	matrix spike, RPD	12/3/2012	Metal	Aluminum	Total	=	2	%	EPA 200.8	-88	-88	0	30	
2012/13-2	Lab	method blank	12/1/2012	Metal	Antimony	Dissolved	<	0.04	µg/L	EPA 200.8	0.04	0.5			
2012/13-2	Lab	LCS	12/1/2012	Metal	Antimony	Dissolved	=	46.6	µg/L	EPA 200.8	0.04	0.5			
2012/13-2	Lab	LCS, rec	12/1/2012	Metal	Antimony	Dissolved	=	93	%	EPA 200.8	-88	-88	85	115	
2012/13-2	Lab	method blank	12/3/2012	Metal	Antimony	Dissolved	<	0.04	µg/L	EPA 200.8	0.04	0.5			
2012/13-2	Lab	LCS	12/3/2012	Metal	Antimony	Dissolved	=	48.2	µg/L	EPA 200.8	0.04	0.5			
2012/13-2	Lab	LCS, rec	12/3/2012	Metal	Antimony	Dissolved	=	96	%	EPA 200.8	-88	-88	85	115	
2012/13-2	Lab	method blank	12/1/2012	Metal	Antimony	Total	<	0.04	µg/L	EPA 200.8	0.04	0.5			
2012/13-2	Lab	LCS	12/1/2012	Metal	Antimony	Total	=	46.6	µg/L	EPA 200.8	0.04	0.5			
2012/13-2	Lab	LCS, rec	12/1/2012	Metal	Antimony	Total	=	93	%	EPA 200.8	-88	-88	85	115	

Appendix F
Laboratory QA/QC Analysis Results

Event ID	Site ID	QAQC Sample Type	Analysis Date	Classification	Constituent	Fraction	Sign	Result	Units	Method	MDL	RL	QA Limit		DQOComp
													Min	Max	
2012/13-2	Lab	method blank	12/3/2012	Metal	Antimony	Total	<	0.04	µg/L	EPA 200.8	0.04	0.5			
2012/13-2	Lab	LCS	12/3/2012	Metal	Antimony	Total	=	48.2	µg/L	EPA 200.8	0.04	0.5			
2012/13-2	Lab	LCS, rec	12/3/2012	Metal	Antimony	Total	=	96	%	EPA 200.8	-88	-88	85	115	
2012/13-2	ME-SCR	matrix spike	12/1/2012	Metal	Antimony	Total	=	45.6	µg/L	EPA 200.8	0.04	0.5			
2012/13-2	ME-SCR	matrix spike, rec	12/1/2012	Metal	Antimony	Total	=	91	%	EPA 200.8	-88	-88	70	130	
2012/13-2	ME-SCR	matrix spike dup	12/1/2012	Metal	Antimony	Total	=	46	µg/L	EPA 200.8	0.04	0.5			
2012/13-2	ME-SCR	matrix spike dup, rec	12/1/2012	Metal	Antimony	Total	=	91	%	EPA 200.8	-88	-88	70	130	
2012/13-2	ME-SCR	matrix spike, RPD	12/1/2012	Metal	Antimony	Total	=	0.9	%	EPA 200.8	-88	-88	0	30	
2012/13-2	MO-FIL	matrix spike	12/3/2012	Metal	Antimony	Total	=	47.4	µg/L	EPA 200.8	0.04	0.5			
2012/13-2	MO-FIL	matrix spike, rec	12/3/2012	Metal	Antimony	Total	=	92	%	EPA 200.8	-88	-88	70	130	
2012/13-2	MO-FIL	matrix spike dup	12/3/2012	Metal	Antimony	Total	=	47.2	µg/L	EPA 200.8	0.04	0.5			
2012/13-2	MO-FIL	matrix spike dup, rec	12/3/2012	Metal	Antimony	Total	=	92	%	EPA 200.8	-88	-88	70	130	
2012/13-2	MO-FIL	matrix spike, RPD	12/3/2012	Metal	Antimony	Total	=	0.5	%	EPA 200.8	-88	-88	0	30	
2012/13-2	MO-HUE	matrix spike	12/3/2012	Metal	Antimony	Total	=	46.1	µg/L	EPA 200.8	0.04	0.5			
2012/13-2	MO-HUE	matrix spike, rec	12/3/2012	Metal	Antimony	Total	=	91	%	EPA 200.8	-88	-88	70	130	
2012/13-2	MO-HUE	matrix spike dup	12/3/2012	Metal	Antimony	Total	=	46.8	µg/L	EPA 200.8	0.04	0.5			
2012/13-2	MO-HUE	matrix spike dup, rec	12/3/2012	Metal	Antimony	Total	=	92	%	EPA 200.8	-88	-88	70	130	
2012/13-2	MO-HUE	matrix spike, RPD	12/3/2012	Metal	Antimony	Total	=	2	%	EPA 200.8	-88	-88	0	30	
2012/13-2	Lab	method blank	12/1/2012	Metal	Arsenic	Dissolved	<	0.036	µg/L	EPA 200.8	0.036	0.4			
2012/13-2	Lab	LCS	12/1/2012	Metal	Arsenic	Dissolved	=	48.9	µg/L	EPA 200.8	0.036	0.4			
2012/13-2	Lab	LCS, rec	12/1/2012	Metal	Arsenic	Dissolved	=	98	%	EPA 200.8	-88	-88	85	115	
2012/13-2	Lab	method blank	12/3/2012	Metal	Arsenic	Dissolved	<	0.036	µg/L	EPA 200.8	0.036	0.4			
2012/13-2	Lab	LCS	12/3/2012	Metal	Arsenic	Dissolved	=	50.2	µg/L	EPA 200.8	0.036	0.4			
2012/13-2	Lab	LCS, rec	12/3/2012	Metal	Arsenic	Dissolved	=	100	%	EPA 200.8	-88	-88	85	115	
2012/13-2	Lab	method blank	12/1/2012	Metal	Arsenic	Total	<	0.036	µg/L	EPA 200.8	0.036	0.4			
2012/13-2	Lab	LCS	12/1/2012	Metal	Arsenic	Total	=	48.9	µg/L	EPA 200.8	0.036	0.4			
2012/13-2	Lab	LCS, rec	12/1/2012	Metal	Arsenic	Total	=	98	%	EPA 200.8	-88	-88	85	115	
2012/13-2	Lab	method blank	12/3/2012	Metal	Arsenic	Total	<	0.036	µg/L	EPA 200.8	0.036	0.4			
2012/13-2	Lab	LCS	12/3/2012	Metal	Arsenic	Total	=	50.2	µg/L	EPA 200.8	0.036	0.4			
2012/13-2	Lab	LCS, rec	12/3/2012	Metal	Arsenic	Total	=	100	%	EPA 200.8	-88	-88	85	115	
2012/13-2	ME-SCR	matrix spike	12/1/2012	Metal	Arsenic	Total	=	52.2	µg/L	EPA 200.8	0.036	0.4			
2012/13-2	ME-SCR	matrix spike, rec	12/1/2012	Metal	Arsenic	Total	=	102	%	EPA 200.8	-88	-88	70	130	
2012/13-2	ME-SCR	matrix spike dup	12/1/2012	Metal	Arsenic	Total	=	50.3	µg/L	EPA 200.8	0.036	0.4			
2012/13-2	ME-SCR	matrix spike dup, rec	12/1/2012	Metal	Arsenic	Total	=	99	%	EPA 200.8	-88	-88	70	130	
2012/13-2	ME-SCR	matrix spike, RPD	12/1/2012	Metal	Arsenic	Total	=	4	%	EPA 200.8	-88	-88	0	30	
2012/13-2	MO-FIL	matrix spike	12/3/2012	Metal	Arsenic	Total	=	50.6	µg/L	EPA 200.8	0.036	0.4			
2012/13-2	MO-FIL	matrix spike, rec	12/3/2012	Metal	Arsenic	Total	=	98	%	EPA 200.8	-88	-88	70	130	
2012/13-2	MO-FIL	matrix spike dup	12/3/2012	Metal	Arsenic	Total	=	50.7	µg/L	EPA 200.8	0.036	0.4			
2012/13-2	MO-FIL	matrix spike dup, rec	12/3/2012	Metal	Arsenic	Total	=	98	%	EPA 200.8	-88	-88	70	130	
2012/13-2	MO-FIL	matrix spike, RPD	12/3/2012	Metal	Arsenic	Total	=	0.2	%	EPA 200.8	-88	-88	0	30	
2012/13-2	MO-HUE	matrix spike	12/3/2012	Metal	Arsenic	Total	=	52.4	µg/L	EPA 200.8	0.036	0.4			
2012/13-2	MO-HUE	matrix spike, rec	12/3/2012	Metal	Arsenic	Total	=	100	%	EPA 200.8	-88	-88	70	130	
2012/13-2	MO-HUE	matrix spike dup	12/3/2012	Metal	Arsenic	Total	=	50.6	µg/L	EPA 200.8	0.036	0.4			
2012/13-2	MO-HUE	matrix spike dup, rec	12/3/2012	Metal	Arsenic	Total	=	97	%	EPA 200.8	-88	-88	70	130	
2012/13-2	MO-HUE	matrix spike, RPD	12/3/2012	Metal	Arsenic	Total	=	3	%	EPA 200.8	-88	-88	0	30	
2012/13-2	Lab	method blank	12/1/2012	Metal	Barium	Total	<	0.03	µg/L	EPA 200.8	0.03	0.5			
2012/13-2	Lab	LCS	12/1/2012	Metal	Barium	Total	=	53.5	µg/L	EPA 200.8	0.03	0.5			

Appendix F
Laboratory QA/QC Analysis Results

Event ID	Site ID	QAQC Sample Type	Analysis Date	Classification	Constituent	Fraction	Sign	Result	Units	Method	MDL	RL	QA Limit		DQOComp
													Min	Max	
2012/13-2	Lab	LCS, rec	12/1/2012	Metal	Barium	Total	=	107	%	EPA 200.8	-88	-88	85	115	
2012/13-2	ME-SCR	matrix spike	12/1/2012	Metal	Barium	Total	=	97.8	µg/L	EPA 200.8	0.03	0.5			
2012/13-2	ME-SCR	matrix spike, rec	12/1/2012	Metal	Barium	Total	=	106	%	EPA 200.8	-88	-88	70	130	
2012/13-2	ME-SCR	matrix spike dup	12/1/2012	Metal	Barium	Total	=	98.3	µg/L	EPA 200.8	0.03	0.5			
2012/13-2	ME-SCR	matrix spike dup, rec	12/1/2012	Metal	Barium	Total	=	107	%	EPA 200.8	-88	-88	70	130	
2012/13-2	ME-SCR	matrix spike, RPD	12/1/2012	Metal	Barium	Total	=	0.5	%	EPA 200.8	-88	-88	0	30	
2012/13-2	Lab	method blank	12/1/2012	Metal	Beryllium	Dissolved	<	0.088	µg/L	EPA 200.8	0.088	0.1			
2012/13-2	Lab	LCS	12/1/2012	Metal	Beryllium	Dissolved	=	45.6	µg/L	EPA 200.8	0.088	0.1			
2012/13-2	Lab	LCS, rec	12/1/2012	Metal	Beryllium	Dissolved	=	91	%	EPA 200.8	-88	-88	85	115	
2012/13-2	Lab	method blank	12/3/2012	Metal	Beryllium	Dissolved	<	0.088	µg/L	EPA 200.8	0.088	0.1			
2012/13-2	Lab	LCS	12/3/2012	Metal	Beryllium	Dissolved	=	47.2	µg/L	EPA 200.8	0.088	0.1			
2012/13-2	Lab	LCS, rec	12/3/2012	Metal	Beryllium	Dissolved	=	94	%	EPA 200.8	-88	-88	85	115	
2012/13-2	Lab	method blank	12/1/2012	Metal	Beryllium	Total	<	0.088	µg/L	EPA 200.8	0.088	0.1			
2012/13-2	Lab	LCS	12/1/2012	Metal	Beryllium	Total	=	45.6	µg/L	EPA 200.8	0.088	0.1			
2012/13-2	Lab	LCS, rec	12/1/2012	Metal	Beryllium	Total	=	91	%	EPA 200.8	-88	-88	85	115	
2012/13-2	Lab	method blank	12/3/2012	Metal	Beryllium	Total	<	0.088	µg/L	EPA 200.8	0.088	0.1			
2012/13-2	Lab	LCS	12/3/2012	Metal	Beryllium	Total	=	47.2	µg/L	EPA 200.8	0.088	0.1			
2012/13-2	Lab	LCS, rec	12/3/2012	Metal	Beryllium	Total	=	94	%	EPA 200.8	-88	-88	85	115	
2012/13-2	ME-SCR	matrix spike	12/1/2012	Metal	Beryllium	Total	=	46.3	µg/L	EPA 200.8	0.088	0.1			
2012/13-2	ME-SCR	matrix spike, rec	12/1/2012	Metal	Beryllium	Total	=	93	%	EPA 200.8	-88	-88	70	130	
2012/13-2	ME-SCR	matrix spike dup	12/1/2012	Metal	Beryllium	Total	=	48.1	µg/L	EPA 200.8	0.088	0.1			
2012/13-2	ME-SCR	matrix spike dup, rec	12/1/2012	Metal	Beryllium	Total	=	96	%	EPA 200.8	-88	-88	70	130	
2012/13-2	ME-SCR	matrix spike, RPD	12/1/2012	Metal	Beryllium	Total	=	4	%	EPA 200.8	-88	-88	0	30	
2012/13-2	MO-FIL	matrix spike	12/3/2012	Metal	Beryllium	Total	=	48.2	µg/L	EPA 200.8	0.088	0.1			
2012/13-2	MO-FIL	matrix spike, rec	12/3/2012	Metal	Beryllium	Total	=	96	%	EPA 200.8	-88	-88	70	130	
2012/13-2	MO-FIL	matrix spike dup	12/3/2012	Metal	Beryllium	Total	=	48	µg/L	EPA 200.8	0.088	0.1			
2012/13-2	MO-FIL	matrix spike dup, rec	12/3/2012	Metal	Beryllium	Total	=	96	%	EPA 200.8	-88	-88	70	130	
2012/13-2	MO-FIL	matrix spike, RPD	12/3/2012	Metal	Beryllium	Total	=	0.5	%	EPA 200.8	-88	-88	0	30	
2012/13-2	MO-HUE	matrix spike	12/3/2012	Metal	Beryllium	Total	=	48.6	µg/L	EPA 200.8	0.088	0.1			
2012/13-2	MO-HUE	matrix spike, rec	12/3/2012	Metal	Beryllium	Total	=	97	%	EPA 200.8	-88	-88	70	130	
2012/13-2	MO-HUE	matrix spike dup	12/3/2012	Metal	Beryllium	Total	=	49.5	µg/L	EPA 200.8	0.088	0.1			
2012/13-2	MO-HUE	matrix spike dup, rec	12/3/2012	Metal	Beryllium	Total	=	99	%	EPA 200.8	-88	-88	70	130	
2012/13-2	MO-HUE	matrix spike, RPD	12/3/2012	Metal	Beryllium	Total	=	2	%	EPA 200.8	-88	-88	0	30	
2012/13-2	Lab	method blank	12/1/2012	Metal	Cadmium	Dissolved	<	0.02	µg/L	EPA 200.8	0.02	0.1			
2012/13-2	Lab	LCS	12/1/2012	Metal	Cadmium	Dissolved	=	47.6	µg/L	EPA 200.8	0.02	0.1			
2012/13-2	Lab	LCS, rec	12/1/2012	Metal	Cadmium	Dissolved	=	95	%	EPA 200.8	-88	-88	85	115	
2012/13-2	Lab	method blank	12/3/2012	Metal	Cadmium	Dissolved	<	0.02	µg/L	EPA 200.8	0.02	0.1			
2012/13-2	Lab	LCS	12/3/2012	Metal	Cadmium	Dissolved	=	49	µg/L	EPA 200.8	0.02	0.1			
2012/13-2	Lab	LCS, rec	12/3/2012	Metal	Cadmium	Dissolved	=	98	%	EPA 200.8	-88	-88	85	115	
2012/13-2	Lab	method blank	12/1/2012	Metal	Cadmium	Total	<	0.02	µg/L	EPA 200.8	0.02	0.1			
2012/13-2	Lab	LCS	12/1/2012	Metal	Cadmium	Total	=	47.6	µg/L	EPA 200.8	0.02	0.1			
2012/13-2	Lab	LCS, rec	12/1/2012	Metal	Cadmium	Total	=	95	%	EPA 200.8	-88	-88	85	115	
2012/13-2	Lab	method blank	12/3/2012	Metal	Cadmium	Total	<	0.02	µg/L	EPA 200.8	0.02	0.1			
2012/13-2	Lab	LCS	12/3/2012	Metal	Cadmium	Total	=	49	µg/L	EPA 200.8	0.02	0.1			
2012/13-2	Lab	LCS, rec	12/3/2012	Metal	Cadmium	Total	=	98	%	EPA 200.8	-88	-88	85	115	
2012/13-2	ME-SCR	matrix spike	12/1/2012	Metal	Cadmium	Total	=	44.1	µg/L	EPA 200.8	0.02	0.1			
2012/13-2	ME-SCR	matrix spike, rec	12/1/2012	Metal	Cadmium	Total	=	88	%	EPA 200.8	-88	-88	70	130	

Appendix F
Laboratory QA/QC Analysis Results

Event ID	Site ID	QAQC Sample Type	Analysis Date	Classification	Constituent	Fraction	Sign	Result	Units	Method	MDL	RL	QA Limit		DQOComp
													Min	Max	
2012/13-2	ME-SCR	matrix spike dup	12/1/2012	Metal	Cadmium	Total	=	44.4	µg/L	EPA 200.8	0.02	0.1			
2012/13-2	ME-SCR	matrix spike dup, rec	12/1/2012	Metal	Cadmium	Total	=	89	%	EPA 200.8	-88	-88	70	130	
2012/13-2	ME-SCR	matrix spike, RPD	12/1/2012	Metal	Cadmium	Total	=	0.7	%	EPA 200.8	-88	-88	0	30	
2012/13-2	MO-FIL	matrix spike	12/3/2012	Metal	Cadmium	Total	=	48.5	µg/L	EPA 200.8	0.02	0.1			
2012/13-2	MO-FIL	matrix spike, rec	12/3/2012	Metal	Cadmium	Total	=	96	%	EPA 200.8	-88	-88	70	130	
2012/13-2	MO-FIL	matrix spike dup	12/3/2012	Metal	Cadmium	Total	=	48.7	µg/L	EPA 200.8	0.02	0.1			
2012/13-2	MO-FIL	matrix spike dup, rec	12/3/2012	Metal	Cadmium	Total	=	96	%	EPA 200.8	-88	-88	70	130	
2012/13-2	MO-FIL	matrix spike, RPD	12/3/2012	Metal	Cadmium	Total	=	0.5	%	EPA 200.8	-88	-88	0	30	
2012/13-2	MO-HUE	matrix spike	12/3/2012	Metal	Cadmium	Total	=	41.9	µg/L	EPA 200.8	0.02	0.1			
2012/13-2	MO-HUE	matrix spike, rec	12/3/2012	Metal	Cadmium	Total	=	84	%	EPA 200.8	-88	-88	70	130	
2012/13-2	MO-HUE	matrix spike dup	12/3/2012	Metal	Cadmium	Total	=	42.6	µg/L	EPA 200.8	0.02	0.1			
2012/13-2	MO-HUE	matrix spike dup, rec	12/3/2012	Metal	Cadmium	Total	=	85	%	EPA 200.8	-88	-88	70	130	
2012/13-2	MO-HUE	matrix spike, RPD	12/3/2012	Metal	Cadmium	Total	=	2	%	EPA 200.8	-88	-88	0	30	
2012/13-2	Lab	method blank	12/1/2012	Metal	Chromium	Dissolved	<	0.074	µg/L	EPA 200.8	0.074	0.2			
2012/13-2	Lab	LCS	12/1/2012	Metal	Chromium	Dissolved	=	48.4	µg/L	EPA 200.8	0.074	0.2			
2012/13-2	Lab	LCS, rec	12/1/2012	Metal	Chromium	Dissolved	=	97	%	EPA 200.8	-88	-88	85	115	
2012/13-2	Lab	method blank	12/3/2012	Metal	Chromium	Dissolved	<	0.074	µg/L	EPA 200.8	0.074	0.2			
2012/13-2	Lab	LCS	12/3/2012	Metal	Chromium	Dissolved	=	50	µg/L	EPA 200.8	0.074	0.2			
2012/13-2	Lab	LCS, rec	12/3/2012	Metal	Chromium	Dissolved	=	100	%	EPA 200.8	-88	-88	85	115	
2012/13-2	Lab	method blank	12/1/2012	Metal	Chromium	Total	<	0.074	µg/L	EPA 200.8	0.074	0.2			
2012/13-2	Lab	LCS	12/1/2012	Metal	Chromium	Total	=	48.4	µg/L	EPA 200.8	0.074	0.2			
2012/13-2	Lab	LCS, rec	12/1/2012	Metal	Chromium	Total	=	97	%	EPA 200.8	-88	-88	85	115	
2012/13-2	Lab	method blank	12/3/2012	Metal	Chromium	Total	<	0.074	µg/L	EPA 200.8	0.074	0.2			
2012/13-2	Lab	LCS	12/3/2012	Metal	Chromium	Total	=	50	µg/L	EPA 200.8	0.074	0.2			
2012/13-2	Lab	LCS, rec	12/3/2012	Metal	Chromium	Total	=	100	%	EPA 200.8	-88	-88	85	115	
2012/13-2	ME-SCR	matrix spike	12/1/2012	Metal	Chromium	Total	=	48.3	µg/L	EPA 200.8	0.074	0.2			
2012/13-2	ME-SCR	matrix spike, rec	12/1/2012	Metal	Chromium	Total	=	96	%	EPA 200.8	-88	-88	70	130	
2012/13-2	ME-SCR	matrix spike dup	12/1/2012	Metal	Chromium	Total	=	47.4	µg/L	EPA 200.8	0.074	0.2			
2012/13-2	ME-SCR	matrix spike dup, rec	12/1/2012	Metal	Chromium	Total	=	94	%	EPA 200.8	-88	-88	70	130	
2012/13-2	ME-SCR	matrix spike, RPD	12/1/2012	Metal	Chromium	Total	=	2	%	EPA 200.8	-88	-88	0	30	
2012/13-2	MO-FIL	matrix spike	12/3/2012	Metal	Chromium	Total	=	53	µg/L	EPA 200.8	0.074	0.2			
2012/13-2	MO-FIL	matrix spike, rec	12/3/2012	Metal	Chromium	Total	=	98	%	EPA 200.8	-88	-88	70	130	
2012/13-2	MO-FIL	matrix spike dup	12/3/2012	Metal	Chromium	Total	=	52.9	µg/L	EPA 200.8	0.074	0.2			
2012/13-2	MO-FIL	matrix spike dup, rec	12/3/2012	Metal	Chromium	Total	=	97	%	EPA 200.8	-88	-88	70	130	
2012/13-2	MO-FIL	matrix spike, RPD	12/3/2012	Metal	Chromium	Total	=	0.2	%	EPA 200.8	-88	-88	0	30	
2012/13-2	MO-HUE	matrix spike	12/3/2012	Metal	Chromium	Total	=	48.4	µg/L	EPA 200.8	0.074	0.2			
2012/13-2	MO-HUE	matrix spike, rec	12/3/2012	Metal	Chromium	Total	=	95	%	EPA 200.8	-88	-88	70	130	
2012/13-2	MO-HUE	matrix spike dup	12/3/2012	Metal	Chromium	Total	=	47.1	µg/L	EPA 200.8	0.074	0.2			
2012/13-2	MO-HUE	matrix spike dup, rec	12/3/2012	Metal	Chromium	Total	=	92	%	EPA 200.8	-88	-88	70	130	
2012/13-2	MO-HUE	matrix spike, RPD	12/3/2012	Metal	Chromium	Total	=	3	%	EPA 200.8	-88	-88	0	30	
2012/13-2	000NONPJ	matrix spike	12/3/2012	Metal	Chromium VI	n/a	=	6.04	µg/L	EPA 218.6	0.0059	0.3			QAX
2012/13-2	000NONPJ	matrix spike dup	12/3/2012	Metal	Chromium VI	n/a	=	6.39	µg/L	EPA 218.6	0.0059	0.3			QAX
2012/13-2	000NONPJ	matrix spike dup, rec	12/3/2012	Metal	Chromium VI	n/a	=	107	%	EPA 218.6	-88	-88	88	112	QAX
2012/13-2	000NONPJ	matrix spike, rec	12/3/2012	Metal	Chromium VI	n/a	=	100	%	EPA 218.6	-88	-88	88	112	QAX
2012/13-2	000NONPJ	matrix spike, RPD	12/3/2012	Metal	Chromium VI	n/a	=	6	%	EPA 218.6	-88	-88	0	10	QAX
2012/13-2	Lab	LCS	12/3/2012	Metal	Chromium VI	n/a	=	4.97	µg/L	EPA 218.6	0.0059	0.3			
2012/13-2	Lab	LCS, rec	12/3/2012	Metal	Chromium VI	n/a	=	99	%	EPA 218.6	-88	-88	90	110	

Appendix F
Laboratory QA/QC Analysis Results

Event ID	Site ID	QAQC Sample Type	Analysis Date	Classification	Constituent	Fraction	Sign	Result	Units	Method	MDL	RL	QA Limit		DQOComp
													Min	Max	
2012/13-2	Lab	method blank	12/3/2012	Metal	Chromium VI	n/a	<	0.0059	µg/L	EPA 218.6	0.0059	0.3			
2012/13-2	ME-SCR	matrix spike	12/3/2012	Metal	Chromium VI	n/a	=	5.16	µg/L	EPA 218.6	0.0059	0.3			
2012/13-2	ME-SCR	matrix spike dup	12/3/2012	Metal	Chromium VI	n/a	=	5.11	µg/L	EPA 218.6	0.0059	0.3			
2012/13-2	ME-SCR	matrix spike dup, rec	12/3/2012	Metal	Chromium VI	n/a	=	100	%	EPA 218.6	-88	-88	88	112	
2012/13-2	ME-SCR	matrix spike, rec	12/3/2012	Metal	Chromium VI	n/a	=	101	%	EPA 218.6	-88	-88	88	112	
2012/13-2	ME-SCR	matrix spike, RPD	12/3/2012	Metal	Chromium VI	n/a	=	1	%	EPA 218.6	-88	-88	0	10	
2012/13-2	Lab	method blank	12/1/2012	Metal	Copper	Dissolved	<	0.27	µg/L	EPA 200.8	0.27	0.5			
2012/13-2	Lab	LCS	12/1/2012	Metal	Copper	Dissolved	=	49.9	µg/L	EPA 200.8	0.27	0.5			
2012/13-2	Lab	LCS, rec	12/1/2012	Metal	Copper	Dissolved	=	100	%	EPA 200.8	-88	-88	85	115	
2012/13-2	Lab	method blank	12/3/2012	Metal	Copper	Dissolved	<	0.27	µg/L	EPA 200.8	0.27	0.5			
2012/13-2	Lab	LCS	12/3/2012	Metal	Copper	Dissolved	=	51.4	µg/L	EPA 200.8	0.27	0.5			
2012/13-2	Lab	LCS, rec	12/3/2012	Metal	Copper	Dissolved	=	103	%	EPA 200.8	-88	-88	85	115	
2012/13-2	Lab	method blank	12/1/2012	Metal	Copper	Total	<	0.27	µg/L	EPA 200.8	0.27	0.5			
2012/13-2	Lab	LCS	12/1/2012	Metal	Copper	Total	=	49.9	µg/L	EPA 200.8	0.27	0.5			
2012/13-2	Lab	LCS, rec	12/1/2012	Metal	Copper	Total	=	100	%	EPA 200.8	-88	-88	85	115	
2012/13-2	Lab	method blank	12/3/2012	Metal	Copper	Total	<	0.27	µg/L	EPA 200.8	0.27	0.5			
2012/13-2	Lab	LCS	12/3/2012	Metal	Copper	Total	=	51.4	µg/L	EPA 200.8	0.27	0.5			
2012/13-2	Lab	LCS, rec	12/3/2012	Metal	Copper	Total	=	103	%	EPA 200.8	-88	-88	85	115	
2012/13-2	ME-SCR	matrix spike	12/1/2012	Metal	Copper	Total	=	46.2	µg/L	EPA 200.8	0.27	0.5			
2012/13-2	ME-SCR	matrix spike, rec	12/1/2012	Metal	Copper	Total	=	89	%	EPA 200.8	-88	-88	70	130	
2012/13-2	ME-SCR	matrix spike dup	12/1/2012	Metal	Copper	Total	=	45.2	µg/L	EPA 200.8	0.27	0.5			
2012/13-2	ME-SCR	matrix spike dup, rec	12/1/2012	Metal	Copper	Total	=	87	%	EPA 200.8	-88	-88	70	130	
2012/13-2	ME-SCR	matrix spike, RPD	12/1/2012	Metal	Copper	Total	=	2	%	EPA 200.8	-88	-88	0	30	
2012/13-2	MO-FIL	matrix spike	12/3/2012	Metal	Copper	Total	=	67.3	µg/L	EPA 200.8	0.27	0.5			
2012/13-2	MO-FIL	matrix spike, rec	12/3/2012	Metal	Copper	Total	=	94	%	EPA 200.8	-88	-88	70	130	
2012/13-2	MO-FIL	matrix spike dup	12/3/2012	Metal	Copper	Total	=	67.4	µg/L	EPA 200.8	0.27	0.5			
2012/13-2	MO-FIL	matrix spike dup, rec	12/3/2012	Metal	Copper	Total	=	94	%	EPA 200.8	-88	-88	70	130	
2012/13-2	MO-FIL	matrix spike, RPD	12/3/2012	Metal	Copper	Total	=	0.2	%	EPA 200.8	-88	-88	0	30	
2012/13-2	MO-HUE	matrix spike	12/3/2012	Metal	Copper	Total	=	46	µg/L	EPA 200.8	0.27	0.5			
2012/13-2	MO-HUE	matrix spike, rec	12/3/2012	Metal	Copper	Total	=	82	%	EPA 200.8	-88	-88	70	130	
2012/13-2	MO-HUE	matrix spike dup	12/3/2012	Metal	Copper	Total	=	44.5	µg/L	EPA 200.8	0.27	0.5			
2012/13-2	MO-HUE	matrix spike dup, rec	12/3/2012	Metal	Copper	Total	=	79	%	EPA 200.8	-88	-88	70	130	
2012/13-2	MO-HUE	matrix spike, RPD	12/3/2012	Metal	Copper	Total	=	3	%	EPA 200.8	-88	-88	0	30	
2012/13-2	Lab	method blank	11/27/2012	Metal	Iron	Dissolved	DNQ	1.67	µg/L	EPA 200.7	1.1	10			IP,J
2012/13-2	Lab	LCS	11/27/2012	Metal	Iron	Dissolved	=	188	µg/L	EPA 200.7	1.1	10			
2012/13-2	Lab	LCS, rec	11/27/2012	Metal	Iron	Dissolved	=	94	%	EPA 200.7	-88	-88	85	115	
2012/13-2	Lab	method blank	11/28/2012	Metal	Iron	Dissolved	DNQ	1.27	µg/L	EPA 200.7	1.1	10			IP,J
2012/13-2	Lab	LCS	11/28/2012	Metal	Iron	Dissolved	=	206	µg/L	EPA 200.7	1.1	10			
2012/13-2	Lab	LCS, rec	11/28/2012	Metal	Iron	Dissolved	=	103	%	EPA 200.7	-88	-88	85	115	
2012/13-2	Lab	method blank	11/27/2012	Metal	Iron	Total	DNQ	1.67	µg/L	EPA 200.7	1.1	10			IP,J
2012/13-2	Lab	LCS	11/27/2012	Metal	Iron	Total	=	188	µg/L	EPA 200.7	1.1	10			
2012/13-2	Lab	LCS, rec	11/27/2012	Metal	Iron	Total	=	94	%	EPA 200.7	-88	-88	85	115	
2012/13-2	Lab	method blank	11/28/2012	Metal	Iron	Total	DNQ	1.27	µg/L	EPA 200.7	1.1	10			IP,J
2012/13-2	Lab	LCS	11/28/2012	Metal	Iron	Total	=	206	µg/L	EPA 200.7	1.1	10			
2012/13-2	Lab	LCS, rec	11/28/2012	Metal	Iron	Total	=	103	%	EPA 200.7	-88	-88	85	115	
2012/13-2	ME-SCR	matrix spike	11/27/2012	Metal	Iron	Total	=	626	µg/L	EPA 200.7	1.1	10			
2012/13-2	ME-SCR	matrix spike, rec	11/27/2012	Metal	Iron	Total	=	120	%	EPA 200.7	-88	-88	70	130	

Appendix F
Laboratory QA/QC Analysis Results

Event ID	Site ID	QAQC Sample Type	Analysis Date	Classification	Constituent	Fraction	Sign	Result	Units	Method	MDL	RL	QA Limit		DQOComp
													Min	Max	
2012/13-2	ME-SCR	matrix spike dup	11/27/2012	Metal	Iron	Total	=	627	µg/L	EPA 200.7	1.1	10			
2012/13-2	ME-SCR	matrix spike dup, rec	11/27/2012	Metal	Iron	Total	=	121	%	EPA 200.7	-88	-88	70	130	
2012/13-2	ME-SCR	matrix spike, RPD	11/27/2012	Metal	Iron	Total	=	0.2	%	EPA 200.7	-88	-88	0	30	
2012/13-2	MO-SPA	matrix spike	11/28/2012	Metal	Iron	Total	=	10400	µg/L	EPA 200.7	1.1	10			GB
2012/13-2	MO-SPA	matrix spike, rec	11/28/2012	Metal	Iron	Total	=	158	%	EPA 200.7	-88	-88	70	130	GB
2012/13-2	MO-SPA	matrix spike dup	11/28/2012	Metal	Iron	Total	=	10500	µg/L	EPA 200.7	1.1	10			GB
2012/13-2	MO-SPA	matrix spike dup, rec	11/28/2012	Metal	Iron	Total	=	198	%	EPA 200.7	-88	-88	70	130	GB
2012/13-2	MO-SPA	matrix spike, RPD	11/28/2012	Metal	Iron	Total	=	0.8	%	EPA 200.7	-88	-88	0	30	GB
2012/13-2	MO-THO	matrix spike	11/28/2012	Metal	Iron	Total	=	8550	µg/L	EPA 200.7	1.1	10			GB
2012/13-2	MO-THO	matrix spike, rec	11/28/2012	Metal	Iron	Total	=	139	%	EPA 200.7	-88	-88	70	130	GB
2012/13-2	MO-THO	matrix spike dup	11/28/2012	Metal	Iron	Total	=	8320	µg/L	EPA 200.7	1.1	10			GB
2012/13-2	MO-THO	matrix spike dup, rec	11/28/2012	Metal	Iron	Total	=	28	%	EPA 200.7	-88	-88	70	130	GB
2012/13-2	MO-THO	matrix spike, RPD	11/28/2012	Metal	Iron	Total	=	3	%	EPA 200.7	-88	-88	0	30	GB
2012/13-2	Lab	method blank	12/1/2012	Metal	Lead	Dissolved	<	0.011	µg/L	EPA 200.8	0.011	0.2			
2012/13-2	Lab	LCS	12/1/2012	Metal	Lead	Dissolved	=	47	µg/L	EPA 200.8	0.011	0.2			
2012/13-2	Lab	LCS, rec	12/1/2012	Metal	Lead	Dissolved	=	94	%	EPA 200.8	-88	-88	85	115	
2012/13-2	Lab	method blank	12/3/2012	Metal	Lead	Dissolved	<	0.011	µg/L	EPA 200.8	0.011	0.2			
2012/13-2	Lab	LCS	12/3/2012	Metal	Lead	Dissolved	=	47.2	µg/L	EPA 200.8	0.011	0.2			
2012/13-2	Lab	LCS, rec	12/3/2012	Metal	Lead	Dissolved	=	94	%	EPA 200.8	-88	-88	85	115	
2012/13-2	Lab	method blank	12/1/2012	Metal	Lead	Total	<	0.011	µg/L	EPA 200.8	0.011	0.2			
2012/13-2	Lab	LCS	12/1/2012	Metal	Lead	Total	=	47	µg/L	EPA 200.8	0.011	0.2			
2012/13-2	Lab	LCS, rec	12/1/2012	Metal	Lead	Total	=	94	%	EPA 200.8	-88	-88	85	115	
2012/13-2	Lab	method blank	12/3/2012	Metal	Lead	Total	<	0.011	µg/L	EPA 200.8	0.011	0.2			
2012/13-2	Lab	LCS	12/3/2012	Metal	Lead	Total	=	47.2	µg/L	EPA 200.8	0.011	0.2			
2012/13-2	Lab	LCS, rec	12/3/2012	Metal	Lead	Total	=	94	%	EPA 200.8	-88	-88	85	115	
2012/13-2	ME-SCR	matrix spike	12/1/2012	Metal	Lead	Total	=	47.6	µg/L	EPA 200.8	0.011	0.2			
2012/13-2	ME-SCR	matrix spike, rec	12/1/2012	Metal	Lead	Total	=	94	%	EPA 200.8	-88	-88	70	130	
2012/13-2	ME-SCR	matrix spike dup	12/1/2012	Metal	Lead	Total	=	48.4	µg/L	EPA 200.8	0.011	0.2			
2012/13-2	ME-SCR	matrix spike dup, rec	12/1/2012	Metal	Lead	Total	=	96	%	EPA 200.8	-88	-88	70	130	
2012/13-2	ME-SCR	matrix spike, RPD	12/1/2012	Metal	Lead	Total	=	2	%	EPA 200.8	-88	-88	0	30	
2012/13-2	MO-FIL	matrix spike	12/3/2012	Metal	Lead	Total	=	51.6	µg/L	EPA 200.8	0.011	0.2			
2012/13-2	MO-FIL	matrix spike, rec	12/3/2012	Metal	Lead	Total	=	96	%	EPA 200.8	-88	-88	70	130	
2012/13-2	MO-FIL	matrix spike dup	12/3/2012	Metal	Lead	Total	=	51.5	µg/L	EPA 200.8	0.011	0.2			
2012/13-2	MO-FIL	matrix spike dup, rec	12/3/2012	Metal	Lead	Total	=	96	%	EPA 200.8	-88	-88	70	130	
2012/13-2	MO-FIL	matrix spike, RPD	12/3/2012	Metal	Lead	Total	=	0.2	%	EPA 200.8	-88	-88	0	30	
2012/13-2	MO-HUE	matrix spike	12/3/2012	Metal	Lead	Total	=	53.9	µg/L	EPA 200.8	0.011	0.2			
2012/13-2	MO-HUE	matrix spike, rec	12/3/2012	Metal	Lead	Total	=	104	%	EPA 200.8	-88	-88	70	130	
2012/13-2	MO-HUE	matrix spike dup	12/3/2012	Metal	Lead	Total	=	54.7	µg/L	EPA 200.8	0.011	0.2			
2012/13-2	MO-HUE	matrix spike dup, rec	12/3/2012	Metal	Lead	Total	=	106	%	EPA 200.8	-88	-88	70	130	
2012/13-2	MO-HUE	matrix spike, RPD	12/3/2012	Metal	Lead	Total	=	1	%	EPA 200.8	-88	-88	0	30	
2012/13-2	000NONPJ	matrix spike	12/4/2012	Metal	Mercury	Dissolved	=	1120	ng/L	EPA 245.1	3.9	50			QAX
2012/13-2	000NONPJ	matrix spike dup	12/4/2012	Metal	Mercury	Dissolved	=	1120	ng/L	EPA 245.1	3.9	50			QAX
2012/13-2	000NONPJ	matrix spike dup, rec	12/4/2012	Metal	Mercury	Dissolved	=	112	%	EPA 245.1	-88	-88	70	130	QAX
2012/13-2	000NONPJ	matrix spike, rec	12/4/2012	Metal	Mercury	Dissolved	=	112	%	EPA 245.1	-88	-88	70	130	QAX
2012/13-2	000NONPJ	matrix spike, RPD	12/4/2012	Metal	Mercury	Dissolved	=	0	%	EPA 245.1	-88	-88	0	20	QAX
2012/13-2	000NONPJ	matrix spike	12/5/2012	Metal	Mercury	Dissolved	=	878	ng/L	EPA 245.1	3.9	50			QAX
2012/13-2	000NONPJ	matrix spike	12/5/2012	Metal	Mercury	Dissolved	=	941	ng/L	EPA 245.1	3.9	50			QAX

Appendix F
Laboratory QA/QC Analysis Results

Event ID	Site ID	QAQC Sample Type	Analysis Date	Classification	Constituent	Fraction	Sign	Result	Units	Method	MDL	RL	QA Limit		DQOComp
													Min	Max	
2012/13-2	000NONPJ	matrix spike dup	12/5/2012	Metal	Mercury	Dissolved	=	940	ng/L	EPA 245.1	3.9	50			QAX
2012/13-2	000NONPJ	matrix spike dup	12/5/2012	Metal	Mercury	Dissolved	=	888	ng/L	EPA 245.1	3.9	50			QAX
2012/13-2	000NONPJ	matrix spike dup, rec	12/5/2012	Metal	Mercury	Dissolved	=	93	%	EPA 245.1	-88	-88	70	130	QAX
2012/13-2	000NONPJ	matrix spike dup, rec	12/5/2012	Metal	Mercury	Dissolved	=	87	%	EPA 245.1	-88	-88	70	130	QAX
2012/13-2	000NONPJ	matrix spike, rec	12/5/2012	Metal	Mercury	Dissolved	=	93	%	EPA 245.1	-88	-88	70	130	QAX
2012/13-2	000NONPJ	matrix spike, rec	12/5/2012	Metal	Mercury	Dissolved	=	86	%	EPA 245.1	-88	-88	70	130	QAX
2012/13-2	000NONPJ	matrix spike, RPD	12/5/2012	Metal	Mercury	Dissolved	=	0.1	%	EPA 245.1	-88	-88	0	20	QAX
2012/13-2	000NONPJ	matrix spike, RPD	12/5/2012	Metal	Mercury	Dissolved	=	1	%	EPA 245.1	-88	-88	0	20	QAX
2012/13-2	000NONPJ	matrix spike	12/11/2012	Metal	Mercury	Dissolved	=	1230	ng/L	EPA 245.1	3.9	50			QAX
2012/13-2	000NONPJ	matrix spike dup	12/11/2012	Metal	Mercury	Dissolved	=	1220	ng/L	EPA 245.1	3.9	50			QAX
2012/13-2	000NONPJ	matrix spike dup, rec	12/11/2012	Metal	Mercury	Dissolved	=	120	%	EPA 245.1	-88	-88	70	130	QAX
2012/13-2	000NONPJ	matrix spike, rec	12/11/2012	Metal	Mercury	Dissolved	=	122	%	EPA 245.1	-88	-88	70	130	QAX
2012/13-2	000NONPJ	matrix spike, RPD	12/11/2012	Metal	Mercury	Dissolved	=	0.8	%	EPA 245.1	-88	-88	0	20	QAX
2012/13-2	000NONPJ	matrix spike	12/14/2012	Metal	Mercury	Dissolved	=	1030	ng/L	EPA 245.1	3.9	50			QAX
2012/13-2	000NONPJ	matrix spike	12/14/2012	Metal	Mercury	Dissolved	=	1200	ng/L	EPA 245.1	3.9	50			QAX
2012/13-2	000NONPJ	matrix spike dup	12/14/2012	Metal	Mercury	Dissolved	=	1040	ng/L	EPA 245.1	3.9	50			QAX
2012/13-2	000NONPJ	matrix spike dup	12/14/2012	Metal	Mercury	Dissolved	=	1170	ng/L	EPA 245.1	3.9	50			QAX
2012/13-2	000NONPJ	matrix spike dup, rec	12/14/2012	Metal	Mercury	Dissolved	=	102	%	EPA 245.1	-88	-88	70	130	QAX
2012/13-2	000NONPJ	matrix spike dup, rec	12/14/2012	Metal	Mercury	Dissolved	=	111	%	EPA 245.1	-88	-88	70	130	QAX
2012/13-2	000NONPJ	matrix spike, rec	12/14/2012	Metal	Mercury	Dissolved	=	114	%	EPA 245.1	-88	-88	70	130	QAX
2012/13-2	000NONPJ	matrix spike, rec	12/14/2012	Metal	Mercury	Dissolved	=	101	%	EPA 245.1	-88	-88	70	130	QAX
2012/13-2	000NONPJ	matrix spike, RPD	12/14/2012	Metal	Mercury	Dissolved	=	1	%	EPA 245.1	-88	-88	0	20	QAX
2012/13-2	000NONPJ	matrix spike, RPD	12/14/2012	Metal	Mercury	Dissolved	=	3	%	EPA 245.1	-88	-88	0	20	QAX
2012/13-2	Lab	LCS	12/4/2012	Metal	Mercury	Dissolved	=	1050	ng/L	EPA 245.1	3.9	50			
2012/13-2	Lab	LCS, rec	12/4/2012	Metal	Mercury	Dissolved	=	105	%	EPA 245.1	-88	-88	85	115	
2012/13-2	Lab	method blank	12/4/2012	Metal	Mercury	Dissolved	<	3.9	ng/L	EPA 245.1	3.9	50			
2012/13-2	Lab	LCS	12/5/2012	Metal	Mercury	Dissolved	=	1020	ng/L	EPA 245.1	3.9	50			
2012/13-2	Lab	LCS, rec	12/5/2012	Metal	Mercury	Dissolved	=	102	%	EPA 245.1	-88	-88	85	115	
2012/13-2	Lab	method blank	12/5/2012	Metal	Mercury	Dissolved	DNQ	6	ng/L	EPA 245.1	3.9	50			IP,J
2012/13-2	Lab	LCS	12/11/2012	Metal	Mercury	Dissolved	=	970	ng/L	EPA 245.1	3.9	50			
2012/13-2	Lab	LCS, rec	12/11/2012	Metal	Mercury	Dissolved	=	97	%	EPA 245.1	-88	-88	85	115	
2012/13-2	Lab	method blank	12/11/2012	Metal	Mercury	Dissolved	DNQ	15	ng/L	EPA 245.1	3.9	50			IP,J
2012/13-2	Lab	LCS	12/14/2012	Metal	Mercury	Dissolved	=	1060	ng/L	EPA 245.1	3.9	50			
2012/13-2	Lab	LCS, rec	12/14/2012	Metal	Mercury	Dissolved	=	106	%	EPA 245.1	-88	-88	85	115	
2012/13-2	Lab	method blank	12/14/2012	Metal	Mercury	Dissolved	DNQ	18	ng/L	EPA 245.1	3.9	50			IP,J
2012/13-2	ME-SCR	matrix spike	12/11/2012	Metal	Mercury	Dissolved	=	1120	ng/L	EPA 245.1	3.9	50			
2012/13-2	ME-SCR	matrix spike dup	12/11/2012	Metal	Mercury	Dissolved	=	1260	ng/L	EPA 245.1	3.9	50			
2012/13-2	ME-SCR	matrix spike dup, rec	12/11/2012	Metal	Mercury	Dissolved	=	123	%	EPA 245.1	-88	-88	70	130	
2012/13-2	ME-SCR	matrix spike, rec	12/11/2012	Metal	Mercury	Dissolved	=	109	%	EPA 245.1	-88	-88	70	130	
2012/13-2	ME-SCR	matrix spike, RPD	12/11/2012	Metal	Mercury	Dissolved	=	12	%	EPA 245.1	-88	-88	0	20	
2012/13-2	ME-VR2	matrix spike	12/4/2012	Metal	Mercury	Dissolved	=	1210	ng/L	EPA 245.1	3.9	50			
2012/13-2	ME-VR2	matrix spike dup	12/4/2012	Metal	Mercury	Dissolved	=	1210	ng/L	EPA 245.1	3.9	50			
2012/13-2	ME-VR2	matrix spike dup, rec	12/4/2012	Metal	Mercury	Dissolved	=	121	%	EPA 245.1	-88	-88	70	130	
2012/13-2	ME-VR2	matrix spike, rec	12/4/2012	Metal	Mercury	Dissolved	=	121	%	EPA 245.1	-88	-88	70	130	
2012/13-2	ME-VR2	matrix spike, RPD	12/4/2012	Metal	Mercury	Dissolved	=	0	%	EPA 245.1	-88	-88	0	20	
2012/13-2	000NONPJ	matrix spike	12/4/2012	Metal	Mercury	Total	=	1120	ng/L	EPA 245.1	3.9	50			QAX
2012/13-2	000NONPJ	matrix spike dup	12/4/2012	Metal	Mercury	Total	=	1120	ng/L	EPA 245.1	3.9	50			QAX

Appendix F
Laboratory QA/QC Analysis Results

Event ID	Site ID	QAQC Sample Type	Analysis Date	Classification	Constituent	Fraction	Sign	Result	Units	Method	MDL	RL	QA Limit		DQOComp
													Min	Max	
2012/13-2	000NONPJ	matrix spike dup, rec	12/4/2012	Metal	Mercury	Total	=	112	%	EPA 245.1	-88	-88	70	130	QAX
2012/13-2	000NONPJ	matrix spike, rec	12/4/2012	Metal	Mercury	Total	=	112	%	EPA 245.1	-88	-88	70	130	QAX
2012/13-2	000NONPJ	matrix spike, RPD	12/4/2012	Metal	Mercury	Total	=	0	%	EPA 245.1	-88	-88	0	20	QAX
2012/13-2	000NONPJ	matrix spike	12/5/2012	Metal	Mercury	Total	=	941	ng/L	EPA 245.1	3.9	50			QAX
2012/13-2	000NONPJ	matrix spike	12/5/2012	Metal	Mercury	Total	=	878	ng/L	EPA 245.1	3.9	50			QAX
2012/13-2	000NONPJ	matrix spike dup	12/5/2012	Metal	Mercury	Total	=	888	ng/L	EPA 245.1	3.9	50			QAX
2012/13-2	000NONPJ	matrix spike dup	12/5/2012	Metal	Mercury	Total	=	940	ng/L	EPA 245.1	3.9	50			QAX
2012/13-2	000NONPJ	matrix spike dup, rec	12/5/2012	Metal	Mercury	Total	=	88	%	EPA 245.1	-88	-88	70	130	QAX
2012/13-2	000NONPJ	matrix spike dup, rec	12/5/2012	Metal	Mercury	Total	=	82	%	EPA 245.1	-88	-88	70	130	QAX
2012/13-2	000NONPJ	matrix spike, rec	12/5/2012	Metal	Mercury	Total	=	88	%	EPA 245.1	-88	-88	70	130	QAX
2012/13-2	000NONPJ	matrix spike, rec	12/5/2012	Metal	Mercury	Total	=	81	%	EPA 245.1	-88	-88	70	130	QAX
2012/13-2	000NONPJ	matrix spike, RPD	12/5/2012	Metal	Mercury	Total	=	0.1	%	EPA 245.1	-88	-88	0	20	QAX
2012/13-2	000NONPJ	matrix spike, RPD	12/5/2012	Metal	Mercury	Total	=	1	%	EPA 245.1	-88	-88	0	20	QAX
2012/13-2	000NONPJ	matrix spike	12/11/2012	Metal	Mercury	Total	=	1230	ng/L	EPA 245.1	3.9	50			QAX
2012/13-2	000NONPJ	matrix spike dup	12/11/2012	Metal	Mercury	Total	=	1220	ng/L	EPA 245.1	3.9	50			QAX
2012/13-2	000NONPJ	matrix spike dup, rec	12/11/2012	Metal	Mercury	Total	=	120	%	EPA 245.1	-88	-88	70	130	QAX
2012/13-2	000NONPJ	matrix spike, rec	12/11/2012	Metal	Mercury	Total	=	122	%	EPA 245.1	-88	-88	70	130	QAX
2012/13-2	000NONPJ	matrix spike, RPD	12/11/2012	Metal	Mercury	Total	=	0.8	%	EPA 245.1	-88	-88	0	20	QAX
2012/13-2	000NONPJ	matrix spike	12/14/2012	Metal	Mercury	Total	=	1030	ng/L	EPA 245.1	3.9	50			QAX
2012/13-2	000NONPJ	matrix spike	12/14/2012	Metal	Mercury	Total	=	1200	ng/L	EPA 245.1	3.9	50			QAX
2012/13-2	000NONPJ	matrix spike dup	12/14/2012	Metal	Mercury	Total	=	1040	ng/L	EPA 245.1	3.9	50			QAX
2012/13-2	000NONPJ	matrix spike dup	12/14/2012	Metal	Mercury	Total	=	1170	ng/L	EPA 245.1	3.9	50			QAX
2012/13-2	000NONPJ	matrix spike dup, rec	12/14/2012	Metal	Mercury	Total	=	102	%	EPA 245.1	-88	-88	70	130	QAX
2012/13-2	000NONPJ	matrix spike dup, rec	12/14/2012	Metal	Mercury	Total	=	104	%	EPA 245.1	-88	-88	70	130	QAX
2012/13-2	000NONPJ	matrix spike, rec	12/14/2012	Metal	Mercury	Total	=	107	%	EPA 245.1	-88	-88	70	130	QAX
2012/13-2	000NONPJ	matrix spike, rec	12/14/2012	Metal	Mercury	Total	=	101	%	EPA 245.1	-88	-88	70	130	QAX
2012/13-2	000NONPJ	matrix spike, RPD	12/14/2012	Metal	Mercury	Total	=	1	%	EPA 245.1	-88	-88	0	20	QAX
2012/13-2	000NONPJ	matrix spike, RPD	12/14/2012	Metal	Mercury	Total	=	3	%	EPA 245.1	-88	-88	0	20	QAX
2012/13-2	Lab	LCS	12/4/2012	Metal	Mercury	Total	=	1050	ng/L	EPA 245.1	3.9	50			
2012/13-2	Lab	LCS, rec	12/4/2012	Metal	Mercury	Total	=	105	%	EPA 245.1	-88	-88	85	115	
2012/13-2	Lab	method blank	12/4/2012	Metal	Mercury	Total	<	3.9	ng/L	EPA 245.1	3.9	50			
2012/13-2	Lab	LCS	12/5/2012	Metal	Mercury	Total	=	1020	ng/L	EPA 245.1	3.9	50			
2012/13-2	Lab	LCS, rec	12/5/2012	Metal	Mercury	Total	=	102	%	EPA 245.1	-88	-88	85	115	
2012/13-2	Lab	method blank	12/5/2012	Metal	Mercury	Total	DNQ	6	ng/L	EPA 245.1	3.9	50			IP,J
2012/13-2	Lab	LCS	12/11/2012	Metal	Mercury	Total	=	970	ng/L	EPA 245.1	3.9	50			
2012/13-2	Lab	LCS, rec	12/11/2012	Metal	Mercury	Total	=	97	%	EPA 245.1	-88	-88	85	115	
2012/13-2	Lab	method blank	12/11/2012	Metal	Mercury	Total	DNQ	15	ng/L	EPA 245.1	3.9	50			IP,J
2012/13-2	Lab	LCS	12/14/2012	Metal	Mercury	Total	=	1060	ng/L	EPA 245.1	3.9	50			
2012/13-2	Lab	LCS, rec	12/14/2012	Metal	Mercury	Total	=	106	%	EPA 245.1	-88	-88	85	115	
2012/13-2	Lab	method blank	12/14/2012	Metal	Mercury	Total	DNQ	18	ng/L	EPA 245.1	3.9	50			IP,J
2012/13-2	ME-SCR	matrix spike	12/11/2012	Metal	Mercury	Total	=	1120	ng/L	EPA 245.1	3.9	50			
2012/13-2	ME-SCR	matrix spike dup	12/11/2012	Metal	Mercury	Total	=	1260	ng/L	EPA 245.1	3.9	50			
2012/13-2	ME-SCR	matrix spike dup, rec	12/11/2012	Metal	Mercury	Total	=	124	%	EPA 245.1	-88	-88	70	130	
2012/13-2	ME-SCR	matrix spike, rec	12/11/2012	Metal	Mercury	Total	=	110	%	EPA 245.1	-88	-88	70	130	
2012/13-2	ME-SCR	matrix spike, RPD	12/11/2012	Metal	Mercury	Total	=	12	%	EPA 245.1	-88	-88	0	20	
2012/13-2	ME-VR2	matrix spike	12/4/2012	Metal	Mercury	Total	=	1210	ng/L	EPA 245.1	3.9	50			
2012/13-2	ME-VR2	matrix spike dup	12/4/2012	Metal	Mercury	Total	=	1210	ng/L	EPA 245.1	3.9	50			

Appendix F
Laboratory QA/QC Analysis Results

Event ID	Site ID	QAQC Sample Type	Analysis Date	Classification	Constituent	Fraction	Sign	Result	Units	Method	MDL	RL	QA Limit		DQOComp
													Min	Max	
2012/13-2	ME-VR2	matrix spike dup, rec	12/4/2012	Metal	Mercury	Total	=	121	%	EPA 245.1	-88	-88	70	130	
2012/13-2	ME-VR2	matrix spike, rec	12/4/2012	Metal	Mercury	Total	=	121	%	EPA 245.1	-88	-88	70	130	
2012/13-2	ME-VR2	matrix spike, RPD	12/4/2012	Metal	Mercury	Total	=	0	%	EPA 245.1	-88	-88	0	20	
2012/13-2	Lab	method blank	12/1/2012	Metal	Nickel	Dissolved	<	0.13	µg/L	EPA 200.8	0.13	0.8			
2012/13-2	Lab	LCS	12/1/2012	Metal	Nickel	Dissolved	=	49.2	µg/L	EPA 200.8	0.13	0.8			
2012/13-2	Lab	LCS, rec	12/1/2012	Metal	Nickel	Dissolved	=	98	%	EPA 200.8	-88	-88	85	115	
2012/13-2	Lab	method blank	12/3/2012	Metal	Nickel	Dissolved	<	0.13	µg/L	EPA 200.8	0.13	0.8			
2012/13-2	Lab	LCS	12/3/2012	Metal	Nickel	Dissolved	=	50.8	µg/L	EPA 200.8	0.13	0.8			
2012/13-2	Lab	LCS, rec	12/3/2012	Metal	Nickel	Dissolved	=	102	%	EPA 200.8	-88	-88	85	115	
2012/13-2	Lab	method blank	12/1/2012	Metal	Nickel	Total	<	0.13	µg/L	EPA 200.8	0.13	0.8			
2012/13-2	Lab	LCS	12/1/2012	Metal	Nickel	Total	=	49.2	µg/L	EPA 200.8	0.13	0.8			
2012/13-2	Lab	LCS, rec	12/1/2012	Metal	Nickel	Total	=	98	%	EPA 200.8	-88	-88	85	115	
2012/13-2	Lab	method blank	12/3/2012	Metal	Nickel	Total	<	0.13	µg/L	EPA 200.8	0.13	0.8			
2012/13-2	Lab	LCS	12/3/2012	Metal	Nickel	Total	=	50.8	µg/L	EPA 200.8	0.13	0.8			
2012/13-2	Lab	LCS, rec	12/3/2012	Metal	Nickel	Total	=	102	%	EPA 200.8	-88	-88	85	115	
2012/13-2	ME-SCR	matrix spike	12/1/2012	Metal	Nickel	Total	=	46.9	µg/L	EPA 200.8	0.13	0.8			
2012/13-2	ME-SCR	matrix spike, rec	12/1/2012	Metal	Nickel	Total	=	90	%	EPA 200.8	-88	-88	70	130	
2012/13-2	ME-SCR	matrix spike dup	12/1/2012	Metal	Nickel	Total	=	46	µg/L	EPA 200.8	0.13	0.8			
2012/13-2	ME-SCR	matrix spike dup, rec	12/1/2012	Metal	Nickel	Total	=	88	%	EPA 200.8	-88	-88	70	130	
2012/13-2	ME-SCR	matrix spike, RPD	12/1/2012	Metal	Nickel	Total	=	2	%	EPA 200.8	-88	-88	0	30	
2012/13-2	MO-FIL	matrix spike	12/3/2012	Metal	Nickel	Total	=	53.5	µg/L	EPA 200.8	0.13	0.8			
2012/13-2	MO-FIL	matrix spike, rec	12/3/2012	Metal	Nickel	Total	=	95	%	EPA 200.8	-88	-88	70	130	
2012/13-2	MO-FIL	matrix spike dup	12/3/2012	Metal	Nickel	Total	=	53.7	µg/L	EPA 200.8	0.13	0.8			
2012/13-2	MO-FIL	matrix spike dup, rec	12/3/2012	Metal	Nickel	Total	=	96	%	EPA 200.8	-88	-88	70	130	
2012/13-2	MO-FIL	matrix spike, RPD	12/3/2012	Metal	Nickel	Total	=	0.5	%	EPA 200.8	-88	-88	0	30	
2012/13-2	MO-HUE	matrix spike	12/3/2012	Metal	Nickel	Total	=	46.4	µg/L	EPA 200.8	0.13	0.8			
2012/13-2	MO-HUE	matrix spike, rec	12/3/2012	Metal	Nickel	Total	=	85	%	EPA 200.8	-88	-88	70	130	
2012/13-2	MO-HUE	matrix spike dup	12/3/2012	Metal	Nickel	Total	=	44.7	µg/L	EPA 200.8	0.13	0.8			
2012/13-2	MO-HUE	matrix spike dup, rec	12/3/2012	Metal	Nickel	Total	=	81	%	EPA 200.8	-88	-88	70	130	
2012/13-2	MO-HUE	matrix spike, RPD	12/3/2012	Metal	Nickel	Total	=	4	%	EPA 200.8	-88	-88	0	30	
2012/13-2	Lab	method blank	12/1/2012	Metal	Selenium	Dissolved	<	0.28	µg/L	EPA 200.8	0.28	0.4			
2012/13-2	Lab	LCS	12/1/2012	Metal	Selenium	Dissolved	=	48	µg/L	EPA 200.8	0.28	0.4			
2012/13-2	Lab	LCS, rec	12/1/2012	Metal	Selenium	Dissolved	=	96	%	EPA 200.8	-88	-88	85	115	
2012/13-2	Lab	method blank	12/3/2012	Metal	Selenium	Dissolved	<	0.28	µg/L	EPA 200.8	0.28	0.4			
2012/13-2	Lab	LCS	12/3/2012	Metal	Selenium	Dissolved	=	50.1	µg/L	EPA 200.8	0.28	0.4			
2012/13-2	Lab	LCS, rec	12/3/2012	Metal	Selenium	Dissolved	=	100	%	EPA 200.8	-88	-88	85	115	
2012/13-2	Lab	method blank	12/1/2012	Metal	Selenium	Total	<	0.28	µg/L	EPA 200.8	0.28	0.4			
2012/13-2	Lab	LCS	12/1/2012	Metal	Selenium	Total	=	48	µg/L	EPA 200.8	0.28	0.4			
2012/13-2	Lab	LCS, rec	12/1/2012	Metal	Selenium	Total	=	96	%	EPA 200.8	-88	-88	85	115	
2012/13-2	Lab	method blank	12/3/2012	Metal	Selenium	Total	<	0.28	µg/L	EPA 200.8	0.28	0.4			
2012/13-2	Lab	LCS	12/3/2012	Metal	Selenium	Total	=	50.1	µg/L	EPA 200.8	0.28	0.4			
2012/13-2	Lab	LCS, rec	12/3/2012	Metal	Selenium	Total	=	100	%	EPA 200.8	-88	-88	85	115	
2012/13-2	ME-SCR	matrix spike	12/1/2012	Metal	Selenium	Total	=	50.9	µg/L	EPA 200.8	0.28	0.4			
2012/13-2	ME-SCR	matrix spike, rec	12/1/2012	Metal	Selenium	Total	=	93	%	EPA 200.8	-88	-88	70	130	
2012/13-2	ME-SCR	matrix spike dup	12/1/2012	Metal	Selenium	Total	=	51	µg/L	EPA 200.8	0.28	0.4			
2012/13-2	ME-SCR	matrix spike dup, rec	12/1/2012	Metal	Selenium	Total	=	93	%	EPA 200.8	-88	-88	70	130	
2012/13-2	ME-SCR	matrix spike, RPD	12/1/2012	Metal	Selenium	Total	=	0.2	%	EPA 200.8	-88	-88	0	30	

Appendix F
Laboratory QA/QC Analysis Results

Event ID	Site ID	QAQC Sample Type	Analysis Date	Classification	Constituent	Fraction	Sign	Result	Units	Method	MDL	RL	QA Limit		DQOComp
													Min	Max	
2012/13-2	MO-FIL	matrix spike	12/3/2012	Metal	Selenium	Total	=	48.4	µg/L	EPA 200.8	0.28	0.4			
2012/13-2	MO-FIL	matrix spike, rec	12/3/2012	Metal	Selenium	Total	=	95	%	EPA 200.8	-88	-88	70	130	
2012/13-2	MO-FIL	matrix spike dup	12/3/2012	Metal	Selenium	Total	=	48.6	µg/L	EPA 200.8	0.28	0.4			
2012/13-2	MO-FIL	matrix spike dup, rec	12/3/2012	Metal	Selenium	Total	=	95	%	EPA 200.8	-88	-88	70	130	
2012/13-2	MO-FIL	matrix spike, RPD	12/3/2012	Metal	Selenium	Total	=	0.4	%	EPA 200.8	-88	-88	0	30	
2012/13-2	MO-HUE	matrix spike	12/3/2012	Metal	Selenium	Total	=	44.2	µg/L	EPA 200.8	0.28	0.4			
2012/13-2	MO-HUE	matrix spike, rec	12/3/2012	Metal	Selenium	Total	=	88	%	EPA 200.8	-88	-88	70	130	
2012/13-2	MO-HUE	matrix spike dup	12/3/2012	Metal	Selenium	Total	=	44.2	µg/L	EPA 200.8	0.28	0.4			
2012/13-2	MO-HUE	matrix spike dup, rec	12/3/2012	Metal	Selenium	Total	=	88	%	EPA 200.8	-88	-88	70	130	
2012/13-2	MO-HUE	matrix spike, RPD	12/3/2012	Metal	Selenium	Total	=	0	%	EPA 200.8	-88	-88	0	30	
2012/13-2	Lab	method blank	12/1/2012	Metal	Silver	Dissolved	<	0.027	µg/L	EPA 200.8	0.027	0.2			
2012/13-2	Lab	LCS	12/1/2012	Metal	Silver	Dissolved	=	46.7	µg/L	EPA 200.8	0.027	0.2			
2012/13-2	Lab	LCS, rec	12/1/2012	Metal	Silver	Dissolved	=	93	%	EPA 200.8	-88	-88	85	115	
2012/13-2	Lab	method blank	12/3/2012	Metal	Silver	Dissolved	<	0.027	µg/L	EPA 200.8	0.027	0.2			
2012/13-2	Lab	LCS	12/3/2012	Metal	Silver	Dissolved	=	48.2	µg/L	EPA 200.8	0.027	0.2			
2012/13-2	Lab	LCS, rec	12/3/2012	Metal	Silver	Dissolved	=	96	%	EPA 200.8	-88	-88	85	115	
2012/13-2	Lab	method blank	12/1/2012	Metal	Silver	Total	<	0.027	µg/L	EPA 200.8	0.027	0.2			
2012/13-2	Lab	LCS	12/1/2012	Metal	Silver	Total	=	46.7	µg/L	EPA 200.8	0.027	0.2			
2012/13-2	Lab	LCS, rec	12/1/2012	Metal	Silver	Total	=	93	%	EPA 200.8	-88	-88	85	115	
2012/13-2	Lab	method blank	12/3/2012	Metal	Silver	Total	<	0.027	µg/L	EPA 200.8	0.027	0.2			
2012/13-2	Lab	LCS	12/3/2012	Metal	Silver	Total	=	48.2	µg/L	EPA 200.8	0.027	0.2			
2012/13-2	Lab	LCS, rec	12/3/2012	Metal	Silver	Total	=	96	%	EPA 200.8	-88	-88	85	115	
2012/13-2	ME-SCR	matrix spike	12/1/2012	Metal	Silver	Total	=	42.4	µg/L	EPA 200.8	0.027	0.2			
2012/13-2	ME-SCR	matrix spike, rec	12/1/2012	Metal	Silver	Total	=	85	%	EPA 200.8	-88	-88	70	130	
2012/13-2	ME-SCR	matrix spike dup	12/1/2012	Metal	Silver	Total	=	42.8	µg/L	EPA 200.8	0.027	0.2			
2012/13-2	ME-SCR	matrix spike dup, rec	12/1/2012	Metal	Silver	Total	=	86	%	EPA 200.8	-88	-88	70	130	
2012/13-2	ME-SCR	matrix spike, RPD	12/1/2012	Metal	Silver	Total	=	1	%	EPA 200.8	-88	-88	0	30	
2012/13-2	MO-FIL	matrix spike	12/3/2012	Metal	Silver	Total	=	47	µg/L	EPA 200.8	0.027	0.2			
2012/13-2	MO-FIL	matrix spike, rec	12/3/2012	Metal	Silver	Total	=	94	%	EPA 200.8	-88	-88	70	130	
2012/13-2	MO-FIL	matrix spike dup	12/3/2012	Metal	Silver	Total	=	47	µg/L	EPA 200.8	0.027	0.2			
2012/13-2	MO-FIL	matrix spike dup, rec	12/3/2012	Metal	Silver	Total	=	94	%	EPA 200.8	-88	-88	70	130	
2012/13-2	MO-FIL	matrix spike, RPD	12/3/2012	Metal	Silver	Total	=	0.06	%	EPA 200.8	-88	-88	0	30	
2012/13-2	MO-HUE	matrix spike	12/3/2012	Metal	Silver	Total	=	41.4	µg/L	EPA 200.8	0.027	0.2			
2012/13-2	MO-HUE	matrix spike, rec	12/3/2012	Metal	Silver	Total	=	83	%	EPA 200.8	-88	-88	70	130	
2012/13-2	MO-HUE	matrix spike dup	12/3/2012	Metal	Silver	Total	=	41.9	µg/L	EPA 200.8	0.027	0.2			
2012/13-2	MO-HUE	matrix spike dup, rec	12/3/2012	Metal	Silver	Total	=	84	%	EPA 200.8	-88	-88	70	130	
2012/13-2	MO-HUE	matrix spike, RPD	12/3/2012	Metal	Silver	Total	=	1	%	EPA 200.8	-88	-88	0	30	
2012/13-2	Lab	method blank	12/1/2012	Metal	Thallium	Dissolved	<	0.009	µg/L	EPA 200.8	0.009	0.2			
2012/13-2	Lab	LCS	12/1/2012	Metal	Thallium	Dissolved	=	48	µg/L	EPA 200.8	0.009	0.2			
2012/13-2	Lab	LCS, rec	12/1/2012	Metal	Thallium	Dissolved	=	96	%	EPA 200.8	-88	-88	85	115	
2012/13-2	Lab	method blank	12/3/2012	Metal	Thallium	Dissolved	<	0.009	µg/L	EPA 200.8	0.009	0.2			
2012/13-2	Lab	LCS	12/3/2012	Metal	Thallium	Dissolved	=	48.4	µg/L	EPA 200.8	0.009	0.2			
2012/13-2	Lab	LCS, rec	12/3/2012	Metal	Thallium	Dissolved	=	97	%	EPA 200.8	-88	-88	85	115	
2012/13-2	Lab	method blank	12/1/2012	Metal	Thallium	Total	<	0.009	µg/L	EPA 200.8	0.009	0.2			
2012/13-2	Lab	LCS	12/1/2012	Metal	Thallium	Total	=	48	µg/L	EPA 200.8	0.009	0.2			
2012/13-2	Lab	LCS, rec	12/1/2012	Metal	Thallium	Total	=	96	%	EPA 200.8	-88	-88	85	115	
2012/13-2	Lab	method blank	12/3/2012	Metal	Thallium	Total	<	0.009	µg/L	EPA 200.8	0.009	0.2			

Appendix F
Laboratory QA/QC Analysis Results

Event ID	Site ID	QAQC Sample Type	Analysis Date	Classification	Constituent	Fraction	Sign	Result	Units	Method	MDL	RL	QA Limit		DQOComp
													Min	Max	
2012/13-2	Lab	LCS	12/3/2012	Metal	Thallium	Total	=	48.4	µg/L	EPA 200.8	0.009	0.2			
2012/13-2	Lab	LCS, rec	12/3/2012	Metal	Thallium	Total	=	97	%	EPA 200.8	-88	-88	85	115	
2012/13-2	ME-SCR	matrix spike	12/1/2012	Metal	Thallium	Total	=	49.6	µg/L	EPA 200.8	0.009	0.2			
2012/13-2	ME-SCR	matrix spike, rec	12/1/2012	Metal	Thallium	Total	=	99	%	EPA 200.8	-88	-88	70	130	
2012/13-2	ME-SCR	matrix spike dup	12/1/2012	Metal	Thallium	Total	=	50.2	µg/L	EPA 200.8	0.009	0.2			
2012/13-2	ME-SCR	matrix spike dup, rec	12/1/2012	Metal	Thallium	Total	=	100	%	EPA 200.8	-88	-88	70	130	
2012/13-2	ME-SCR	matrix spike, RPD	12/1/2012	Metal	Thallium	Total	=	1	%	EPA 200.8	-88	-88	0	30	
2012/13-2	MO-FIL	matrix spike	12/3/2012	Metal	Thallium	Total	=	50.3	µg/L	EPA 200.8	0.009	0.2			
2012/13-2	MO-FIL	matrix spike, rec	12/3/2012	Metal	Thallium	Total	=	101	%	EPA 200.8	-88	-88	70	130	
2012/13-2	MO-FIL	matrix spike dup	12/3/2012	Metal	Thallium	Total	=	50.1	µg/L	EPA 200.8	0.009	0.2			
2012/13-2	MO-FIL	matrix spike dup, rec	12/3/2012	Metal	Thallium	Total	=	100	%	EPA 200.8	-88	-88	70	130	
2012/13-2	MO-FIL	matrix spike, RPD	12/3/2012	Metal	Thallium	Total	=	0.4	%	EPA 200.8	-88	-88	0	30	
2012/13-2	MO-HUE	matrix spike	12/3/2012	Metal	Thallium	Total	=	52.1	µg/L	EPA 200.8	0.009	0.2			
2012/13-2	MO-HUE	matrix spike, rec	12/3/2012	Metal	Thallium	Total	=	104	%	EPA 200.8	-88	-88	70	130	
2012/13-2	MO-HUE	matrix spike dup	12/3/2012	Metal	Thallium	Total	=	53	µg/L	EPA 200.8	0.009	0.2			
2012/13-2	MO-HUE	matrix spike dup, rec	12/3/2012	Metal	Thallium	Total	=	106	%	EPA 200.8	-88	-88	70	130	
2012/13-2	MO-HUE	matrix spike, RPD	12/3/2012	Metal	Thallium	Total	=	2	%	EPA 200.8	-88	-88	0	30	
2012/13-2	Lab	method blank	12/1/2012	Metal	Zinc	Dissolved	<	1.1	µg/L	EPA 200.8	1.1	5			
2012/13-2	Lab	LCS	12/1/2012	Metal	Zinc	Dissolved	=	50	µg/L	EPA 200.8	1.1	5			
2012/13-2	Lab	LCS, rec	12/1/2012	Metal	Zinc	Dissolved	=	100	%	EPA 200.8	-88	-88	85	115	
2012/13-2	Lab	method blank	12/3/2012	Metal	Zinc	Dissolved	<	1.1	µg/L	EPA 200.8	1.1	5			
2012/13-2	Lab	LCS	12/3/2012	Metal	Zinc	Dissolved	=	51.6	µg/L	EPA 200.8	1.1	5			
2012/13-2	Lab	LCS, rec	12/3/2012	Metal	Zinc	Dissolved	=	103	%	EPA 200.8	-88	-88	85	115	
2012/13-2	Lab	method blank	12/1/2012	Metal	Zinc	Total	<	1.1	µg/L	EPA 200.8	1.1	5			
2012/13-2	Lab	LCS	12/1/2012	Metal	Zinc	Total	=	50	µg/L	EPA 200.8	1.1	5			
2012/13-2	Lab	LCS, rec	12/1/2012	Metal	Zinc	Total	=	100	%	EPA 200.8	-88	-88	85	115	
2012/13-2	Lab	method blank	12/3/2012	Metal	Zinc	Total	<	1.1	µg/L	EPA 200.8	1.1	5			
2012/13-2	Lab	LCS	12/3/2012	Metal	Zinc	Total	=	51.6	µg/L	EPA 200.8	1.1	5			
2012/13-2	Lab	LCS, rec	12/3/2012	Metal	Zinc	Total	=	103	%	EPA 200.8	-88	-88	85	115	
2012/13-2	ME-SCR	matrix spike	12/1/2012	Metal	Zinc	Total	=	50.1	µg/L	EPA 200.8	1.1	5			
2012/13-2	ME-SCR	matrix spike, rec	12/1/2012	Metal	Zinc	Total	=	91	%	EPA 200.8	-88	-88	70	130	
2012/13-2	ME-SCR	matrix spike dup	12/1/2012	Metal	Zinc	Total	=	48	µg/L	EPA 200.8	1.1	5			
2012/13-2	ME-SCR	matrix spike dup, rec	12/1/2012	Metal	Zinc	Total	=	87	%	EPA 200.8	-88	-88	70	130	
2012/13-2	ME-SCR	matrix spike, RPD	12/1/2012	Metal	Zinc	Total	=	4	%	EPA 200.8	-88	-88	0	30	
2012/13-2	MO-FIL	matrix spike	12/3/2012	Metal	Zinc	Total	=	145	µg/L	EPA 200.8	1.1	5			
2012/13-2	MO-FIL	matrix spike, rec	12/3/2012	Metal	Zinc	Total	=	93	%	EPA 200.8	-88	-88	70	130	
2012/13-2	MO-FIL	matrix spike dup	12/3/2012	Metal	Zinc	Total	=	145	µg/L	EPA 200.8	1.1	5			
2012/13-2	MO-FIL	matrix spike dup, rec	12/3/2012	Metal	Zinc	Total	=	93	%	EPA 200.8	-88	-88	70	130	
2012/13-2	MO-FIL	matrix spike, RPD	12/3/2012	Metal	Zinc	Total	=	0	%	EPA 200.8	-88	-88	0	30	
2012/13-2	MO-HUE	matrix spike	12/3/2012	Metal	Zinc	Total	=	77.3	µg/L	EPA 200.8	1.1	5			
2012/13-2	MO-HUE	matrix spike, rec	12/3/2012	Metal	Zinc	Total	=	88	%	EPA 200.8	-88	-88	70	130	
2012/13-2	MO-HUE	matrix spike dup	12/3/2012	Metal	Zinc	Total	=	75.1	µg/L	EPA 200.8	1.1	5			
2012/13-2	MO-HUE	matrix spike dup, rec	12/3/2012	Metal	Zinc	Total	=	83	%	EPA 200.8	-88	-88	70	130	
2012/13-2	MO-HUE	matrix spike, RPD	12/3/2012	Metal	Zinc	Total	=	3	%	EPA 200.8	-88	-88	0	30	
2012/13-2	000NONPJ	matrix spike	12/5/2012	Nutrient	Ammonia as N	n/a	=	0.989	mg/L	EPA 350.1	0.048	0.1			QAX
2012/13-2	000NONPJ	matrix spike, rec	12/5/2012	Nutrient	Ammonia as N	n/a	=	93	%	EPA 350.1	-88	-88	90	110	QAX
2012/13-2	000NONPJ	matrix spike dup	12/5/2012	Nutrient	Ammonia as N	n/a	=	1.05	mg/L	EPA 350.1	0.048	0.1			QAX

Appendix F
Laboratory QA/QC Analysis Results

Event ID	Site ID	QAQC Sample Type	Analysis Date	Classification	Constituent	Fraction	Sign	Result	Units	Method	MDL	RL	QA Limit		DQOComp
													Min	Max	
2012/13-2	000NONPJ	matrix spike dup, rec	12/5/2012	Nutrient	Ammonia as N	n/a	=	99	%	EPA 350.1	-88	-88	90	110	QAX
2012/13-2	000NONPJ	matrix spike, RPD	12/5/2012	Nutrient	Ammonia as N	n/a	=	6	%	EPA 350.1	-88	-88	0	15	QAX
2012/13-2	000NONPJ	matrix spike	12/6/2012	Nutrient	Ammonia as N	n/a	=	1.04	mg/L	EPA 350.1	0.048	0.1			QAX
2012/13-2	000NONPJ	matrix spike, rec	12/6/2012	Nutrient	Ammonia as N	n/a	=	104	%	EPA 350.1	-88	-88	90	110	QAX
2012/13-2	000NONPJ	matrix spike dup	12/6/2012	Nutrient	Ammonia as N	n/a	=	1.09	mg/L	EPA 350.1	0.048	0.1			QAX
2012/13-2	000NONPJ	matrix spike dup, rec	12/6/2012	Nutrient	Ammonia as N	n/a	=	109	%	EPA 350.1	-88	-88	90	110	QAX
2012/13-2	000NONPJ	matrix spike, RPD	12/6/2012	Nutrient	Ammonia as N	n/a	=	5	%	EPA 350.1	-88	-88	0	15	QAX
2012/13-2	000NONPJ	matrix spike	12/6/2012	Nutrient	Ammonia as N	n/a	=	1.08	mg/L	EPA 350.1	0.048	0.1			QAX
2012/13-2	000NONPJ	matrix spike, rec	12/6/2012	Nutrient	Ammonia as N	n/a	=	108	%	EPA 350.1	-88	-88	90	110	QAX
2012/13-2	000NONPJ	matrix spike dup	12/6/2012	Nutrient	Ammonia as N	n/a	=	1.08	mg/L	EPA 350.1	0.048	0.1			QAX
2012/13-2	000NONPJ	matrix spike dup, rec	12/6/2012	Nutrient	Ammonia as N	n/a	=	108	%	EPA 350.1	-88	-88	90	110	QAX
2012/13-2	000NONPJ	matrix spike, RPD	12/6/2012	Nutrient	Ammonia as N	n/a	=	0	%	EPA 350.1	-88	-88	0	15	QAX
2012/13-2	Lab	method blank	12/5/2012	Nutrient	Ammonia as N	n/a	<	0.048	mg/L	EPA 350.1	0.048	0.1			
2012/13-2	Lab	LCS	12/5/2012	Nutrient	Ammonia as N	n/a	=	0.997	mg/L	EPA 350.1	0.048	0.1			
2012/13-2	Lab	LCS, rec	12/5/2012	Nutrient	Ammonia as N	n/a	=	100	%	EPA 350.1	-88	-88	90	110	
2012/13-2	Lab	method blank	12/6/2012	Nutrient	Ammonia as N	n/a	<	0.048	mg/L	EPA 350.1	0.048	0.1			
2012/13-2	Lab	LCS	12/6/2012	Nutrient	Ammonia as N	n/a	=	1.08	mg/L	EPA 350.1	0.048	0.1			
2012/13-2	Lab	LCS, rec	12/6/2012	Nutrient	Ammonia as N	n/a	=	108	%	EPA 350.1	-88	-88	90	110	
2012/13-2	ME-SCR	matrix spike	12/5/2012	Nutrient	Ammonia as N	n/a	=	1.04	mg/L	EPA 350.1	0.048	0.1			
2012/13-2	ME-SCR	matrix spike, rec	12/5/2012	Nutrient	Ammonia as N	n/a	=	91	%	EPA 350.1	-88	-88	90	110	
2012/13-2	ME-SCR	matrix spike dup	12/5/2012	Nutrient	Ammonia as N	n/a	=	1.04	mg/L	EPA 350.1	0.048	0.1			
2012/13-2	ME-SCR	matrix spike dup, rec	12/5/2012	Nutrient	Ammonia as N	n/a	=	91	%	EPA 350.1	-88	-88	90	110	
2012/13-2	ME-SCR	matrix spike, RPD	12/5/2012	Nutrient	Ammonia as N	n/a	=	0	%	EPA 350.1	-88	-88	0	15	
2012/13-2	000NONPJ	matrix spike	11/19/2012	Nutrient	Nitrate + Nitrite as N	n/a	=	11.2	mg/L	EPA 353.2	0.01	0.1			QAX,GB
2012/13-2	000NONPJ	matrix spike, rec	11/19/2012	Nutrient	Nitrate + Nitrite as N	n/a	=	128	%	EPA 353.2	-88	-88	90	110	QAX,GB
2012/13-2	000NONPJ	matrix spike dup	11/19/2012	Nutrient	Nitrate + Nitrite as N	n/a	=	11.3	mg/L	EPA 353.2	0.01	0.1			QAX,GB
2012/13-2	000NONPJ	matrix spike dup, rec	11/19/2012	Nutrient	Nitrate + Nitrite as N	n/a	=	135	%	EPA 353.2	-88	-88	90	110	QAX,GB
2012/13-2	000NONPJ	matrix spike, RPD	11/19/2012	Nutrient	Nitrate + Nitrite as N	n/a	=	1	%	EPA 353.2	-88	-88	0	20	QAX,GB
2012/13-2	Lab	LCS	11/19/2012	Nutrient	Nitrate + Nitrite as N	n/a	=	1.04	mg/L	EPA 353.2	0.01	0.1			
2012/13-2	Lab	LCS, rec	11/19/2012	Nutrient	Nitrate + Nitrite as N	n/a	=	104	%	EPA 353.2	-88	-88	90	110	
2012/13-2	Lab	method blank	11/19/2012	Nutrient	Nitrate + Nitrite as N	n/a	DNQ	0.037	mg/L	EPA 353.2	0.01	0.1			IP,J
2012/13-2	ME-SCR	matrix spike	11/19/2012	Nutrient	Nitrate + Nitrite as N	n/a	=	3.98	mg/L	EPA 353.2	0.01	0.1			
2012/13-2	ME-SCR	matrix spike, rec	11/19/2012	Nutrient	Nitrate + Nitrite as N	n/a	=	109	%	EPA 353.2	-88	-88	90	110	
2012/13-2	ME-SCR	matrix spike dup	11/19/2012	Nutrient	Nitrate + Nitrite as N	n/a	=	3.9	mg/L	EPA 353.2	0.01	0.1			
2012/13-2	ME-SCR	matrix spike dup, rec	11/19/2012	Nutrient	Nitrate + Nitrite as N	n/a	=	105	%	EPA 353.2	-88	-88	90	110	
2012/13-2	ME-SCR	matrix spike, RPD	11/19/2012	Nutrient	Nitrate + Nitrite as N	n/a	=	2	%	EPA 353.2	-88	-88	0	20	
2012/13-2	000NONPJ	matrix spike	11/19/2012	Nutrient	Nitrate as N	n/a	=	11.2	mg/L	EPA 353.2	0.041	0.1			QAX,GB
2012/13-2	000NONPJ	matrix spike, rec	11/19/2012	Nutrient	Nitrate as N	n/a	=	128	%	EPA 353.2	-88	-88	90	110	QAX,GB
2012/13-2	000NONPJ	matrix spike dup	11/19/2012	Nutrient	Nitrate as N	n/a	=	11.3	mg/L	EPA 353.2	0.041	0.1			QAX,GB
2012/13-2	000NONPJ	matrix spike dup, rec	11/19/2012	Nutrient	Nitrate as N	n/a	=	135	%	EPA 353.2	-88	-88	90	110	QAX,GB
2012/13-2	000NONPJ	matrix spike, RPD	11/19/2012	Nutrient	Nitrate as N	n/a	=	1	%	EPA 353.2	-88	-88	0	20	QAX,GB
2012/13-2	Lab	LCS	11/19/2012	Nutrient	Nitrate as N	n/a	=	1.04	mg/L	EPA 353.2	0.041	0.1			
2012/13-2	Lab	LCS, rec	11/19/2012	Nutrient	Nitrate as N	n/a	=	104	%	EPA 353.2	-88	-88	90	110	
2012/13-2	Lab	method blank	11/19/2012	Nutrient	Nitrate as N	n/a	<	0.041	mg/L	EPA 353.2	0.041	0.1			
2012/13-2	Lab	method blank	12/14/2012	Nutrient	Phosphorus as P	Dissolved	<	0.0014	mg/L	EPA 365.1	0.0014	0.01			
2012/13-2	Lab	LCS	12/14/2012	Nutrient	Phosphorus as P	Dissolved	=	0.049	mg/L	EPA 365.1	0.0014	0.01			
2012/13-2	Lab	LCS, rec	12/14/2012	Nutrient	Phosphorus as P	Dissolved	=	98	%	EPA 365.1	-88	-88	90	110	

Appendix F
Laboratory QA/QC Analysis Results

Event ID	Site ID	QAQC Sample Type	Analysis Date	Classification	Constituent	Fraction	Sign	Result	Units	Method	MDL	RL	QA Limit		DQOComp
													Min	Max	
2012/13-2	ME-SCR	matrix spike	12/14/2012	Nutrient	Phosphorus as P	Dissolved	=	0.111	mg/L	EPA 365.1	0.0014	0.01			
2012/13-2	ME-SCR	matrix spike, rec	12/14/2012	Nutrient	Phosphorus as P	Dissolved	=	108	%	EPA 365.1	-88	-88	90	110	
2012/13-2	ME-SCR	matrix spike dup	12/14/2012	Nutrient	Phosphorus as P	Dissolved	=	0.111	mg/L	EPA 365.1	0.0014	0.01			
2012/13-2	ME-SCR	matrix spike dup, rec	12/14/2012	Nutrient	Phosphorus as P	Dissolved	=	108	%	EPA 365.1	-88	-88	90	110	
2012/13-2	ME-SCR	matrix spike, RPD	12/14/2012	Nutrient	Phosphorus as P	Dissolved	=	0	%	EPA 365.1	-88	-88	0	10	
2012/13-2	ME-VR2	matrix spike	12/14/2012	Nutrient	Phosphorus as P	Dissolved	=	0.127	mg/L	EPA 365.1	0.0014	0.01			
2012/13-2	ME-VR2	matrix spike, rec	12/14/2012	Nutrient	Phosphorus as P	Dissolved	=	102	%	EPA 365.1	-88	-88	90	110	
2012/13-2	ME-VR2	matrix spike dup	12/14/2012	Nutrient	Phosphorus as P	Dissolved	=	0.128	mg/L	EPA 365.1	0.0014	0.01			
2012/13-2	ME-VR2	matrix spike dup, rec	12/14/2012	Nutrient	Phosphorus as P	Dissolved	=	104	%	EPA 365.1	-88	-88	90	110	
2012/13-2	ME-VR2	matrix spike, RPD	12/14/2012	Nutrient	Phosphorus as P	Dissolved	=	0.8	%	EPA 365.1	-88	-88	0	10	
2012/13-2	000NONPJ	matrix spike	12/14/2012	Nutrient	Phosphorus as P	Total	=	0.0713	mg/L	EPA 365.1	0.0014	0.01			QAX
2012/13-2	000NONPJ	matrix spike, rec	12/14/2012	Nutrient	Phosphorus as P	Total	=	102	%	EPA 365.1	-88	-88	90	110	QAX
2012/13-2	000NONPJ	matrix spike dup	12/14/2012	Nutrient	Phosphorus as P	Total	=	0.0705	mg/L	EPA 365.1	0.0014	0.01			QAX
2012/13-2	000NONPJ	matrix spike dup, rec	12/14/2012	Nutrient	Phosphorus as P	Total	=	100	%	EPA 365.1	-88	-88	90	110	QAX
2012/13-2	000NONPJ	matrix spike, RPD	12/14/2012	Nutrient	Phosphorus as P	Total	=	1	%	EPA 365.1	-88	-88	0	10	QAX
2012/13-2	000NONPJ	matrix spike	12/14/2012	Nutrient	Phosphorus as P	Total	=	0.0609	mg/L	EPA 365.1	0.0014	0.01			QAX
2012/13-2	000NONPJ	matrix spike, rec	12/14/2012	Nutrient	Phosphorus as P	Total	=	99	%	EPA 365.1	-88	-88	90	110	QAX
2012/13-2	000NONPJ	matrix spike dup	12/14/2012	Nutrient	Phosphorus as P	Total	=	0.0613	mg/L	EPA 365.1	0.0014	0.01			QAX
2012/13-2	000NONPJ	matrix spike dup, rec	12/14/2012	Nutrient	Phosphorus as P	Total	=	99	%	EPA 365.1	-88	-88	90	110	QAX
2012/13-2	000NONPJ	matrix spike, RPD	12/14/2012	Nutrient	Phosphorus as P	Total	=	0.7	%	EPA 365.1	-88	-88	0	10	QAX
2012/13-2	Lab	method blank	12/3/2012	Nutrient	Phosphorus as P	Total	<	0.0014	mg/L	EPA 365.1	0.0014	0.01			
2012/13-2	Lab	LCS	12/3/2012	Nutrient	Phosphorus as P	Total	=	0.0494	mg/L	EPA 365.1	0.0014	0.01			
2012/13-2	Lab	LCS, rec	12/3/2012	Nutrient	Phosphorus as P	Total	=	99	%	EPA 365.1	-88	-88	90	110	
2012/13-2	Lab	method blank	12/14/2012	Nutrient	Phosphorus as P	Total	<	0.0014	mg/L	EPA 365.1	0.0014	0.01			
2012/13-2	Lab	LCS	12/14/2012	Nutrient	Phosphorus as P	Total	=	0.0496	mg/L	EPA 365.1	0.0014	0.01			
2012/13-2	Lab	LCS, rec	12/14/2012	Nutrient	Phosphorus as P	Total	=	99	%	EPA 365.1	-88	-88	90	110	
2012/13-2	ME-SCR	matrix spike	12/3/2012	Nutrient	Phosphorus as P	Total	=	0.111	mg/L	EPA 365.1	0.0014	0.01			
2012/13-2	ME-SCR	matrix spike, rec	12/3/2012	Nutrient	Phosphorus as P	Total	=	95	%	EPA 365.1	-88	-88	90	110	
2012/13-2	ME-SCR	matrix spike dup	12/3/2012	Nutrient	Phosphorus as P	Total	=	0.109	mg/L	EPA 365.1	0.0014	0.01			
2012/13-2	ME-SCR	matrix spike dup, rec	12/3/2012	Nutrient	Phosphorus as P	Total	=	91	%	EPA 365.1	-88	-88	90	110	
2012/13-2	ME-SCR	matrix spike, RPD	12/3/2012	Nutrient	Phosphorus as P	Total	=	2	%	EPA 365.1	-88	-88	0	10	
2012/13-2	000NONPJ	matrix spike	11/28/2012	Nutrient	TKN	n/a	=	5.28	mg/L	EPA 351.2	0.15	0.2			QAX,D
2012/13-2	000NONPJ	matrix spike, rec	11/28/2012	Nutrient	TKN	n/a	=	108	%	EPA 351.2	-88	-88	90	110	QAX,D
2012/13-2	000NONPJ	matrix spike dup	11/28/2012	Nutrient	TKN	n/a	=	5.2	mg/L	EPA 351.2	0.15	0.2			QAX,D
2012/13-2	000NONPJ	matrix spike dup, rec	11/28/2012	Nutrient	TKN	n/a	=	100	%	EPA 351.2	-88	-88	90	110	QAX,D
2012/13-2	000NONPJ	matrix spike, RPD	11/28/2012	Nutrient	TKN	n/a	=	2	%	EPA 351.2	-88	-88	0	15	QAX,D
2012/13-2	000NONPJ	matrix spike	12/5/2012	Nutrient	TKN	n/a	=	1.25	mg/L	EPA 351.2	0.074	0.1			QAX
2012/13-2	000NONPJ	matrix spike, rec	12/5/2012	Nutrient	TKN	n/a	=	98	%	EPA 351.2	-88	-88	90	110	QAX
2012/13-2	000NONPJ	matrix spike dup	12/5/2012	Nutrient	TKN	n/a	=	1.24	mg/L	EPA 351.2	0.074	0.1			QAX
2012/13-2	000NONPJ	matrix spike dup, rec	12/5/2012	Nutrient	TKN	n/a	=	97	%	EPA 351.2	-88	-88	90	110	QAX
2012/13-2	000NONPJ	matrix spike, RPD	12/5/2012	Nutrient	TKN	n/a	=	1	%	EPA 351.2	-88	-88	0	15	QAX
2012/13-2	000NONPJ	matrix spike	12/5/2012	Nutrient	TKN	n/a	=	1.23	mg/L	EPA 351.2	0.074	0.1			QAX
2012/13-2	000NONPJ	matrix spike, rec	12/5/2012	Nutrient	TKN	n/a	=	98	%	EPA 351.2	-88	-88	90	110	QAX
2012/13-2	000NONPJ	matrix spike dup	12/5/2012	Nutrient	TKN	n/a	=	1.18	mg/L	EPA 351.2	0.074	0.1			QAX
2012/13-2	000NONPJ	matrix spike dup, rec	12/5/2012	Nutrient	TKN	n/a	=	93	%	EPA 351.2	-88	-88	90	110	QAX
2012/13-2	000NONPJ	matrix spike, RPD	12/5/2012	Nutrient	TKN	n/a	=	4	%	EPA 351.2	-88	-88	0	15	QAX
2012/13-2	Lab	method blank	11/28/2012	Nutrient	TKN	n/a	<	0.074	mg/L	EPA 351.2	0.074	0.1			

Appendix F
Laboratory QA/QC Analysis Results

Event ID	Site ID	QAQC Sample Type	Analysis Date	Classification	Constituent	Fraction	Sign	Result	Units	Method	MDL	RL	QA Limit		DQOComp
													Min	Max	
2012/13-2	Lab	LCS	11/28/2012	Nutrient	TKN	n/a	=	0.982	mg/L	EPA 351.2	0.074	0.1			
2012/13-2	Lab	LCS, rec	11/28/2012	Nutrient	TKN	n/a	=	98	%	EPA 351.2	-88	-88	90	110	
2012/13-2	Lab	LCS	12/5/2012	Nutrient	TKN	n/a	=	0.938	mg/L	EPA 351.2	0.074	0.1			
2012/13-2	Lab	LCS, rec	12/5/2012	Nutrient	TKN	n/a	=	94	%	EPA 351.2	-88	-88	90	110	
2012/13-2	Lab	method blank	12/5/2012	Nutrient	TKN	n/a	<	0.074	mg/L	EPA 351.2	0.074	0.1			
2012/13-2	ME-SCR	matrix spike	11/28/2012	Nutrient	TKN	n/a	=	1.34	mg/L	EPA 351.2	0.074	0.1			
2012/13-2	ME-SCR	matrix spike, rec	11/28/2012	Nutrient	TKN	n/a	=	108	%	EPA 351.2	-88	-88	90	110	
2012/13-2	ME-SCR	matrix spike dup	11/28/2012	Nutrient	TKN	n/a	=	1.34	mg/L	EPA 351.2	0.074	0.1			
2012/13-2	ME-SCR	matrix spike dup, rec	11/28/2012	Nutrient	TKN	n/a	=	108	%	EPA 351.2	-88	-88	90	110	
2012/13-2	ME-SCR	matrix spike, RPD	11/28/2012	Nutrient	TKN	n/a	=	0.3	%	EPA 351.2	-88	-88	0	15	
2012/13-2	Lab	method blank	11/27/2012	Organic	1,2,4-Trichlorobenzene	n/a	<	0.55	µg/L	EPA 625	0.55	1			
2012/13-2	Lab	LCS	11/27/2012	Organic	1,2,4-Trichlorobenzene	n/a	=	30.7	µg/L	EPA 625	0.55	1			
2012/13-2	Lab	LCS, rec	11/27/2012	Organic	1,2,4-Trichlorobenzene	n/a	=	61	%	EPA 625	-88	-88	44	142	
2012/13-2	ME-SCR	matrix spike	11/27/2012	Organic	1,2,4-Trichlorobenzene	n/a	=	32.7	µg/L	EPA 625	0.55	1			
2012/13-2	ME-SCR	matrix spike, rec	11/27/2012	Organic	1,2,4-Trichlorobenzene	n/a	=	65	%	EPA 625	-88	-88	44	142	
2012/13-2	ME-SCR	matrix spike dup	11/27/2012	Organic	1,2,4-Trichlorobenzene	n/a	=	32.8	µg/L	EPA 625	0.55	1			
2012/13-2	ME-SCR	matrix spike dup, rec	11/27/2012	Organic	1,2,4-Trichlorobenzene	n/a	=	66	%	EPA 625	-88	-88	44	142	
2012/13-2	ME-SCR	matrix spike, RPD	11/27/2012	Organic	1,2,4-Trichlorobenzene	n/a	=	0.4	%	EPA 625	-88	-88	0	30	
2012/13-2	Lab	method blank	11/27/2012	Organic	1,2-Dichlorobenzene	n/a	<	0.57	µg/L	EPA 625	0.57	1			
2012/13-2	Lab	LCS	11/27/2012	Organic	1,2-Dichlorobenzene	n/a	=	26.9	µg/L	EPA 625	0.57	1			
2012/13-2	Lab	LCS, rec	11/27/2012	Organic	1,2-Dichlorobenzene	n/a	=	54	%	EPA 625	-88	-88	32	129	
2012/13-2	ME-SCR	matrix spike	11/27/2012	Organic	1,2-Dichlorobenzene	n/a	=	27.8	µg/L	EPA 625	0.57	1			
2012/13-2	ME-SCR	matrix spike, rec	11/27/2012	Organic	1,2-Dichlorobenzene	n/a	=	56	%	EPA 625	-88	-88	32	129	
2012/13-2	ME-SCR	matrix spike dup	11/27/2012	Organic	1,2-Dichlorobenzene	n/a	=	30.6	µg/L	EPA 625	0.57	1			
2012/13-2	ME-SCR	matrix spike dup, rec	11/27/2012	Organic	1,2-Dichlorobenzene	n/a	=	61	%	EPA 625	-88	-88	32	129	
2012/13-2	ME-SCR	matrix spike, RPD	11/27/2012	Organic	1,2-Dichlorobenzene	n/a	=	9	%	EPA 625	-88	-88	0	30	
2012/13-2	Lab	srgt LCS	11/27/2012	Organic	1,2-Dichlorobenzene-d4	n/a	=	11.2	µg/L	EPA 524.2	-88	-88			
2012/13-2	Lab	srgt LCS, rec	11/27/2012	Organic	1,2-Dichlorobenzene-d4	n/a	=	112	%	EPA 524.2	-88	-88	70	130	
2012/13-2	Lab	srgt LCS dup	11/27/2012	Organic	1,2-Dichlorobenzene-d4	n/a	=	11.6	µg/L	EPA 524.2	-88	-88			
2012/13-2	Lab	srgt LCS dup, rec	11/27/2012	Organic	1,2-Dichlorobenzene-d4	n/a	=	116	%	EPA 524.2	-88	-88	70	130	
2012/13-2	Lab	srgt method blank	11/27/2012	Organic	1,2-Dichlorobenzene-d4	n/a	=	8.09	µg/L	EPA 524.2	-88	-88			
2012/13-2	Lab	srgt method blank, rec	11/27/2012	Organic	1,2-Dichlorobenzene-d4	n/a	=	81	%	EPA 524.2	-88	-88	70	130	
2012/13-2	ME-CC	srgt environ	11/27/2012	Organic	1,2-Dichlorobenzene-d4	n/a	=	7.5	µg/L	EPA 524.2	-88	-88			
2012/13-2	ME-CC	srgt environ, rec	11/27/2012	Organic	1,2-Dichlorobenzene-d4	n/a	=	75	%	EPA 524.2	-88	-88	70	130	
2012/13-2	ME-SCR	srgt environ	11/27/2012	Organic	1,2-Dichlorobenzene-d4	n/a	=	7.74	µg/L	EPA 524.2	-88	-88			
2012/13-2	ME-SCR	srgt environ, rec	11/27/2012	Organic	1,2-Dichlorobenzene-d4	n/a	=	77	%	EPA 524.2	-88	-88	70	130	
2012/13-2	ME-VR2	srgt environ	11/27/2012	Organic	1,2-Dichlorobenzene-d4	n/a	=	7.75	µg/L	EPA 524.2	-88	-88			
2012/13-2	ME-VR2	srgt environ, rec	11/27/2012	Organic	1,2-Dichlorobenzene-d4	n/a	=	78	%	EPA 524.2	-88	-88	70	130	
2012/13-2	MO-CAM	srgt environ	11/27/2012	Organic	1,2-Dichlorobenzene-d4	n/a	=	7.97	µg/L	EPA 524.2	-88	-88			
2012/13-2	MO-CAM	srgt environ, rec	11/27/2012	Organic	1,2-Dichlorobenzene-d4	n/a	=	80	%	EPA 524.2	-88	-88	70	130	
2012/13-2	MO-CAM	srgt field duplicate	11/27/2012	Organic	1,2-Dichlorobenzene-d4	n/a	=	7.85	µg/L	EPA 524.2	-88	-88			
2012/13-2	MO-CAM	srgt field duplicate, rec	11/27/2012	Organic	1,2-Dichlorobenzene-d4	n/a	=	78	%	EPA 524.2	-88	-88	70	130	
2012/13-2	MO-FIL	srgt environ	11/27/2012	Organic	1,2-Dichlorobenzene-d4	n/a	=	8.75	µg/L	EPA 524.2	-88	-88			
2012/13-2	MO-FIL	srgt environ, rec	11/27/2012	Organic	1,2-Dichlorobenzene-d4	n/a	=	88	%	EPA 524.2	-88	-88	70	130	
2012/13-2	MO-HUE	srgt environ	11/27/2012	Organic	1,2-Dichlorobenzene-d4	n/a	=	7.83	µg/L	EPA 524.2	-88	-88			
2012/13-2	MO-HUE	srgt environ, rec	11/27/2012	Organic	1,2-Dichlorobenzene-d4	n/a	=	78	%	EPA 524.2	-88	-88	70	130	
2012/13-2	MO-MEI	srgt environ	11/27/2012	Organic	1,2-Dichlorobenzene-d4	n/a	=	8.19	µg/L	EPA 524.2	-88	-88			

Appendix F
Laboratory QA/QC Analysis Results

Event ID	Site ID	QAQC Sample Type	Analysis Date	Classification	Constituent	Fraction	Sign	Result	Units	Method	MDL	RL	QA Limit		DQOComp
													Min	Max	
2012/13-2	MO-MEI	srgt environ, rec	11/27/2012	Organic	1,2-Dichlorobenzene-d4	n/a	=	82	%	EPA 524.2	-88	-88	70	130	
2012/13-2	MO-MPK	srgt environ	11/27/2012	Organic	1,2-Dichlorobenzene-d4	n/a	=	7.88	µg/L	EPA 524.2	-88	-88			
2012/13-2	MO-MPK	srgt environ, rec	11/27/2012	Organic	1,2-Dichlorobenzene-d4	n/a	=	79	%	EPA 524.2	-88	-88	70	130	
2012/13-2	MO-OJA	srgt environ	11/27/2012	Organic	1,2-Dichlorobenzene-d4	n/a	=	7.85	µg/L	EPA 524.2	-88	-88			
2012/13-2	MO-OJA	srgt environ, rec	11/27/2012	Organic	1,2-Dichlorobenzene-d4	n/a	=	78	%	EPA 524.2	-88	-88	70	130	
2012/13-2	MO-OXN	srgt environ	11/27/2012	Organic	1,2-Dichlorobenzene-d4	n/a	=	8.32	µg/L	EPA 524.2	-88	-88			
2012/13-2	MO-OXN	srgt environ, rec	11/27/2012	Organic	1,2-Dichlorobenzene-d4	n/a	=	83	%	EPA 524.2	-88	-88	70	130	
2012/13-2	MO-SIM	srgt environ	11/27/2012	Organic	1,2-Dichlorobenzene-d4	n/a	=	8.05	µg/L	EPA 524.2	-88	-88			
2012/13-2	MO-SIM	srgt environ, rec	11/27/2012	Organic	1,2-Dichlorobenzene-d4	n/a	=	80	%	EPA 524.2	-88	-88	70	130	
2012/13-2	MO-SPA	srgt environ	11/27/2012	Organic	1,2-Dichlorobenzene-d4	n/a	=	8.2	µg/L	EPA 524.2	-88	-88			
2012/13-2	MO-SPA	srgt environ, rec	11/27/2012	Organic	1,2-Dichlorobenzene-d4	n/a	=	82	%	EPA 524.2	-88	-88	70	130	
2012/13-2	MO-THO	srgt environ	11/27/2012	Organic	1,2-Dichlorobenzene-d4	n/a	=	7.67	µg/L	EPA 524.2	-88	-88			
2012/13-2	MO-THO	srgt environ, rec	11/27/2012	Organic	1,2-Dichlorobenzene-d4	n/a	=	77	%	EPA 524.2	-88	-88	70	130	
2012/13-2	MO-VEN	srgt environ	11/27/2012	Organic	1,2-Dichlorobenzene-d4	n/a	=	7.68	µg/L	EPA 524.2	-88	-88			
2012/13-2	MO-VEN	srgt environ, rec	11/27/2012	Organic	1,2-Dichlorobenzene-d4	n/a	=	77	%	EPA 524.2	-88	-88	70	130	
2012/13-2	Lab	method blank	11/27/2012	Organic	1,2-Diphenylhydrazine	n/a	<	0.25	µg/L	EPA 625	0.25	1			
2012/13-2	Lab	method blank	11/27/2012	Organic	1,3-Dichlorobenzene	n/a	<	0.53	µg/L	EPA 625	0.53	1			
2012/13-2	Lab	LCS	11/27/2012	Organic	1,3-Dichlorobenzene	n/a	=	25.9	µg/L	EPA 625	0.53	1			
2012/13-2	Lab	LCS, rec	11/27/2012	Organic	1,3-Dichlorobenzene	n/a	=	52	%	EPA 625	-88	-88	0.1	172	
2012/13-2	ME-SCR	matrix spike	11/27/2012	Organic	1,3-Dichlorobenzene	n/a	=	27.1	µg/L	EPA 625	0.53	1			
2012/13-2	ME-SCR	matrix spike, rec	11/27/2012	Organic	1,3-Dichlorobenzene	n/a	=	54	%	EPA 625	-88	-88	0.1	172	
2012/13-2	ME-SCR	matrix spike dup	11/27/2012	Organic	1,3-Dichlorobenzene	n/a	=	30.2	µg/L	EPA 625	0.53	1			
2012/13-2	ME-SCR	matrix spike dup, rec	11/27/2012	Organic	1,3-Dichlorobenzene	n/a	=	60	%	EPA 625	-88	-88	0.1	172	
2012/13-2	ME-SCR	matrix spike, RPD	11/27/2012	Organic	1,3-Dichlorobenzene	n/a	=	11	%	EPA 625	-88	-88	0	30	
2012/13-2	Lab	srgt method blank	12/3/2012	Organic	1,3-Dimethyl-2-nitrobenzene	n/a	=	4.91	µg/L	EPA 525.2	-88	-88			
2012/13-2	Lab	srgt method blank, rec	12/3/2012	Organic	1,3-Dimethyl-2-nitrobenzene	n/a	=	98	%	EPA 525.2	-88	-88	73	136	
2012/13-2	Lab	srgt LCS	12/3/2012	Organic	1,3-Dimethyl-2-nitrobenzene	n/a	=	5.11	µg/L	EPA 525.2	-88	-88			
2012/13-2	Lab	srgt LCS, rec	12/3/2012	Organic	1,3-Dimethyl-2-nitrobenzene	n/a	=	102	%	EPA 525.2	-88	-88	73	136	
2012/13-2	Lab	srgt method blank	12/5/2012	Organic	1,3-Dimethyl-2-nitrobenzene	n/a	=	4.96	µg/L	EPA 525.2	-88	-88			
2012/13-2	Lab	srgt method blank, rec	12/5/2012	Organic	1,3-Dimethyl-2-nitrobenzene	n/a	=	99	%	EPA 525.2	-88	-88	73	136	
2012/13-2	Lab	srgt LCS	12/5/2012	Organic	1,3-Dimethyl-2-nitrobenzene	n/a	=	4.72	µg/L	EPA 525.2	-88	-88			
2012/13-2	Lab	srgt LCS, rec	12/5/2012	Organic	1,3-Dimethyl-2-nitrobenzene	n/a	=	94	%	EPA 525.2	-88	-88	73	136	
2012/13-2	Lab	srgt LCS	12/13/2012	Organic	1,3-Dimethyl-2-nitrobenzene	n/a	=	0.519	µg/L	EPA 525.2	-88	-88			
2012/13-2	Lab	srgt LCS, rec	12/13/2012	Organic	1,3-Dimethyl-2-nitrobenzene	n/a	=	104	%	EPA 525.2	-88	-88	73	136	
2012/13-2	Lab	srgt method blank	12/13/2012	Organic	1,3-Dimethyl-2-nitrobenzene	n/a	=	0.482	µg/L	EPA 525.2	-88	-88			
2012/13-2	Lab	srgt method blank, rec	12/13/2012	Organic	1,3-Dimethyl-2-nitrobenzene	n/a	=	96	%	EPA 525.2	-88	-88	73	136	
2012/13-2	Lab	srgt LCS	12/14/2012	Organic	1,3-Dimethyl-2-nitrobenzene	n/a	=	0.534	µg/L	EPA 525.2	-88	-88			
2012/13-2	Lab	srgt LCS, rec	12/14/2012	Organic	1,3-Dimethyl-2-nitrobenzene	n/a	=	107	%	EPA 525.2	-88	-88	73	136	
2012/13-2	Lab	srgt method blank	12/14/2012	Organic	1,3-Dimethyl-2-nitrobenzene	n/a	=	0.493	µg/L	EPA 525.2	-88	-88			
2012/13-2	Lab	srgt method blank, rec	12/14/2012	Organic	1,3-Dimethyl-2-nitrobenzene	n/a	=	99	%	EPA 525.2	-88	-88	73	136	
2012/13-2	ME-CC	srgt environ	12/4/2012	Organic	1,3-Dimethyl-2-nitrobenzene	n/a	=	4.4	µg/L	EPA 525.2	-88	-88			
2012/13-2	ME-CC	srgt environ, rec	12/4/2012	Organic	1,3-Dimethyl-2-nitrobenzene	n/a	=	88	%	EPA 525.2	-88	-88	73	136	
2012/13-2	ME-CC	srgt environ	12/13/2012	Organic	1,3-Dimethyl-2-nitrobenzene	n/a	=	0.481	µg/L	EPA 525.2	-88	-88			
2012/13-2	ME-CC	srgt environ, rec	12/13/2012	Organic	1,3-Dimethyl-2-nitrobenzene	n/a	=	96	%	EPA 525.2	-88	-88	73	136	
2012/13-2	ME-SCR	srgt matrix spike	12/3/2012	Organic	1,3-Dimethyl-2-nitrobenzene	n/a	=	5	µg/L	EPA 525.2	-88	-88			
2012/13-2	ME-SCR	srgt matrix spike, rec	12/3/2012	Organic	1,3-Dimethyl-2-nitrobenzene	n/a	=	100	%	EPA 525.2	-88	-88	73	136	
2012/13-2	ME-SCR	srgt matrix spike dup	12/3/2012	Organic	1,3-Dimethyl-2-nitrobenzene	n/a	=	4.92	µg/L	EPA 525.2	-88	-88			

Appendix F
Laboratory QA/QC Analysis Results

Event ID	Site ID	QAQC Sample Type	Analysis Date	Classification	Constituent	Fraction	Sign	Result	Units	Method	MDL	RL	QA Limit		DQOComp
													Min	Max	
2012/13-2	ME-SCR	srgt matrix spike dup, rec	12/3/2012	Organic	1,3-Dimethyl-2-nitrobenzene	n/a	=	98	%	EPA 525.2	-88	-88	73	136	
2012/13-2	ME-SCR	srgt environ	12/4/2012	Organic	1,3-Dimethyl-2-nitrobenzene	n/a	=	4.93	µg/L	EPA 525.2	-88	-88			
2012/13-2	ME-SCR	srgt environ, rec	12/4/2012	Organic	1,3-Dimethyl-2-nitrobenzene	n/a	=	99	%	EPA 525.2	-88	-88	73	136	
2012/13-2	ME-SCR	srgt environ	12/13/2012	Organic	1,3-Dimethyl-2-nitrobenzene	n/a	=	0.502	µg/L	EPA 525.2	-88	-88			
2012/13-2	ME-SCR	srgt environ, rec	12/13/2012	Organic	1,3-Dimethyl-2-nitrobenzene	n/a	=	100	%	EPA 525.2	-88	-88	73	136	
2012/13-2	ME-VR2	srgt environ	12/4/2012	Organic	1,3-Dimethyl-2-nitrobenzene	n/a	=	5.08	µg/L	EPA 525.2	-88	-88			
2012/13-2	ME-VR2	srgt environ, rec	12/4/2012	Organic	1,3-Dimethyl-2-nitrobenzene	n/a	=	102	%	EPA 525.2	-88	-88	73	136	
2012/13-2	ME-VR2	srgt environ	12/13/2012	Organic	1,3-Dimethyl-2-nitrobenzene	n/a	=	0.513	µg/L	EPA 525.2	-88	-88			
2012/13-2	ME-VR2	srgt environ, rec	12/13/2012	Organic	1,3-Dimethyl-2-nitrobenzene	n/a	=	103	%	EPA 525.2	-88	-88	73	136	
2012/13-2	MO-CAM	srgt environ	12/4/2012	Organic	1,3-Dimethyl-2-nitrobenzene	n/a	=	4.32	µg/L	EPA 525.2	-88	-88			
2012/13-2	MO-CAM	srgt environ, rec	12/4/2012	Organic	1,3-Dimethyl-2-nitrobenzene	n/a	=	86	%	EPA 525.2	-88	-88	73	136	
2012/13-2	MO-CAM	srgt environ	12/13/2012	Organic	1,3-Dimethyl-2-nitrobenzene	n/a	=	0.505	µg/L	EPA 525.2	-88	-88			
2012/13-2	MO-CAM	srgt environ, rec	12/13/2012	Organic	1,3-Dimethyl-2-nitrobenzene	n/a	=	101	%	EPA 525.2	-88	-88	73	136	
2012/13-2	MO-CAM	srgt matrix spike	12/13/2012	Organic	1,3-Dimethyl-2-nitrobenzene	n/a	=	0.484	µg/L	EPA 525.2	-88	-88			
2012/13-2	MO-CAM	srgt matrix spike dup	12/13/2012	Organic	1,3-Dimethyl-2-nitrobenzene	n/a	=	0.496	µg/L	EPA 525.2	-88	-88			
2012/13-2	MO-CAM	srgt matrix spike dup, rec	12/13/2012	Organic	1,3-Dimethyl-2-nitrobenzene	n/a	=	99	%	EPA 525.2	-88	-88	73	136	
2012/13-2	MO-CAM	srgt matrix spike, rec	12/13/2012	Organic	1,3-Dimethyl-2-nitrobenzene	n/a	=	97	%	EPA 525.2	-88	-88	73	136	
2012/13-2	MO-FIL	srgt environ	12/4/2012	Organic	1,3-Dimethyl-2-nitrobenzene	n/a	=	3.88	µg/L	EPA 525.2	-88	-88			
2012/13-2	MO-FIL	srgt environ, rec	12/4/2012	Organic	1,3-Dimethyl-2-nitrobenzene	n/a	=	78	%	EPA 525.2	-88	-88	73	136	
2012/13-2	MO-FIL	srgt environ	12/13/2012	Organic	1,3-Dimethyl-2-nitrobenzene	n/a	=	0.511	µg/L	EPA 525.2	-88	-88			
2012/13-2	MO-FIL	srgt environ, rec	12/13/2012	Organic	1,3-Dimethyl-2-nitrobenzene	n/a	=	102	%	EPA 525.2	-88	-88	73	136	
2012/13-2	MO-HUE	srgt environ	12/6/2012	Organic	1,3-Dimethyl-2-nitrobenzene	n/a	=	4.95	µg/L	EPA 525.2	-88	-88			
2012/13-2	MO-HUE	srgt environ, rec	12/6/2012	Organic	1,3-Dimethyl-2-nitrobenzene	n/a	=	99	%	EPA 525.2	-88	-88	73	136	
2012/13-2	MO-HUE	srgt environ	12/14/2012	Organic	1,3-Dimethyl-2-nitrobenzene	n/a	=	0.549	µg/L	EPA 525.2	-88	-88			
2012/13-2	MO-HUE	srgt environ, rec	12/14/2012	Organic	1,3-Dimethyl-2-nitrobenzene	n/a	=	110	%	EPA 525.2	-88	-88	73	136	
2012/13-2	MO-HUE	srgt matrix spike	12/14/2012	Organic	1,3-Dimethyl-2-nitrobenzene	n/a	=	0.515	µg/L	EPA 525.2	-88	-88			
2012/13-2	MO-HUE	srgt matrix spike dup	12/14/2012	Organic	1,3-Dimethyl-2-nitrobenzene	n/a	=	0.534	µg/L	EPA 525.2	-88	-88			
2012/13-2	MO-HUE	srgt matrix spike dup, rec	12/14/2012	Organic	1,3-Dimethyl-2-nitrobenzene	n/a	=	107	%	EPA 525.2	-88	-88	73	136	
2012/13-2	MO-HUE	srgt matrix spike, rec	12/14/2012	Organic	1,3-Dimethyl-2-nitrobenzene	n/a	=	103	%	EPA 525.2	-88	-88	73	136	
2012/13-2	MO-MEI	srgt environ	12/4/2012	Organic	1,3-Dimethyl-2-nitrobenzene	n/a	=	3.59	µg/L	EPA 525.2	-88	-88			GN
2012/13-2	MO-MEI	srgt environ, rec	12/4/2012	Organic	1,3-Dimethyl-2-nitrobenzene	n/a	=	72	%	EPA 525.2	-88	-88	73	136	GN
2012/13-2	MO-MEI	srgt environ	12/13/2012	Organic	1,3-Dimethyl-2-nitrobenzene	n/a	=	0.508	µg/L	EPA 525.2	-88	-88			
2012/13-2	MO-MEI	srgt environ, rec	12/13/2012	Organic	1,3-Dimethyl-2-nitrobenzene	n/a	=	102	%	EPA 525.2	-88	-88	73	136	
2012/13-2	MO-MPK	srgt environ	12/4/2012	Organic	1,3-Dimethyl-2-nitrobenzene	n/a	=	3.87	µg/L	EPA 525.2	-88	-88			
2012/13-2	MO-MPK	srgt environ, rec	12/4/2012	Organic	1,3-Dimethyl-2-nitrobenzene	n/a	=	77	%	EPA 525.2	-88	-88	73	136	
2012/13-2	MO-MPK	srgt environ	12/13/2012	Organic	1,3-Dimethyl-2-nitrobenzene	n/a	=	0.516	µg/L	EPA 525.2	-88	-88			
2012/13-2	MO-MPK	srgt environ, rec	12/13/2012	Organic	1,3-Dimethyl-2-nitrobenzene	n/a	=	103	%	EPA 525.2	-88	-88	73	136	
2012/13-2	MO-OJA	srgt environ	12/4/2012	Organic	1,3-Dimethyl-2-nitrobenzene	n/a	=	3.68	µg/L	EPA 525.2	-88	-88			
2012/13-2	MO-OJA	srgt environ, rec	12/4/2012	Organic	1,3-Dimethyl-2-nitrobenzene	n/a	=	74	%	EPA 525.2	-88	-88	73	136	
2012/13-2	MO-OJA	srgt environ	12/13/2012	Organic	1,3-Dimethyl-2-nitrobenzene	n/a	=	0.492	µg/L	EPA 525.2	-88	-88			
2012/13-2	MO-OJA	srgt environ, rec	12/13/2012	Organic	1,3-Dimethyl-2-nitrobenzene	n/a	=	98	%	EPA 525.2	-88	-88	73	136	
2012/13-2	MO-OXN	srgt matrix spike	12/5/2012	Organic	1,3-Dimethyl-2-nitrobenzene	n/a	=	4.34	µg/L	EPA 525.2	-88	-88			
2012/13-2	MO-OXN	srgt matrix spike, rec	12/5/2012	Organic	1,3-Dimethyl-2-nitrobenzene	n/a	=	87	%	EPA 525.2	-88	-88	73	136	
2012/13-2	MO-OXN	srgt matrix spike dup	12/5/2012	Organic	1,3-Dimethyl-2-nitrobenzene	n/a	=	4.07	µg/L	EPA 525.2	-88	-88			
2012/13-2	MO-OXN	srgt matrix spike dup, rec	12/5/2012	Organic	1,3-Dimethyl-2-nitrobenzene	n/a	=	81	%	EPA 525.2	-88	-88	73	136	
2012/13-2	MO-OXN	srgt environ	12/6/2012	Organic	1,3-Dimethyl-2-nitrobenzene	n/a	=	4.42	µg/L	EPA 525.2	-88	-88			
2012/13-2	MO-OXN	srgt environ, rec	12/6/2012	Organic	1,3-Dimethyl-2-nitrobenzene	n/a	=	88	%	EPA 525.2	-88	-88	73	136	

Appendix F
Laboratory QA/QC Analysis Results

Event ID	Site ID	QAQC Sample Type	Analysis Date	Classification	Constituent	Fraction	Sign	Result	Units	Method	MDL	RL	QA Limit		DQOComp
													Min	Max	
2012/13-2	MO-OXN	srgt environ	12/14/2012	Organic	1,3-Dimethyl-2-nitrobenzene	n/a	=	0.53	µg/L	EPA 525.2	-88	-88			
2012/13-2	MO-OXN	srgt environ, rec	12/14/2012	Organic	1,3-Dimethyl-2-nitrobenzene	n/a	=	106	%	EPA 525.2	-88	-88	73	136	
2012/13-2	MO-SIM	srgt environ	12/4/2012	Organic	1,3-Dimethyl-2-nitrobenzene	n/a	=	4.13	µg/L	EPA 525.2	-88	-88			
2012/13-2	MO-SIM	srgt environ, rec	12/4/2012	Organic	1,3-Dimethyl-2-nitrobenzene	n/a	=	83	%	EPA 525.2	-88	-88	73	136	
2012/13-2	MO-SIM	srgt environ	12/13/2012	Organic	1,3-Dimethyl-2-nitrobenzene	n/a	=	0.502	µg/L	EPA 525.2	-88	-88			
2012/13-2	MO-SIM	srgt environ, rec	12/13/2012	Organic	1,3-Dimethyl-2-nitrobenzene	n/a	=	100	%	EPA 525.2	-88	-88	73	136	
2012/13-2	MO-SPA	srgt environ	12/4/2012	Organic	1,3-Dimethyl-2-nitrobenzene	n/a	=	3.38	µg/L	EPA 525.2	-88	-88			GN
2012/13-2	MO-SPA	srgt environ, rec	12/4/2012	Organic	1,3-Dimethyl-2-nitrobenzene	n/a	=	71	%	EPA 525.2	-88	-88	73	136	GN
2012/13-2	MO-SPA	srgt environ	12/13/2012	Organic	1,3-Dimethyl-2-nitrobenzene	n/a	=	0.499	µg/L	EPA 525.2	-88	-88			
2012/13-2	MO-SPA	srgt environ, rec	12/13/2012	Organic	1,3-Dimethyl-2-nitrobenzene	n/a	=	100	%	EPA 525.2	-88	-88	73	136	
2012/13-2	MO-THO	srgt environ	12/4/2012	Organic	1,3-Dimethyl-2-nitrobenzene	n/a	=	4.8	µg/L	EPA 525.2	-88	-88			
2012/13-2	MO-THO	srgt environ, rec	12/4/2012	Organic	1,3-Dimethyl-2-nitrobenzene	n/a	=	96	%	EPA 525.2	-88	-88	73	136	
2012/13-2	MO-THO	srgt environ	12/13/2012	Organic	1,3-Dimethyl-2-nitrobenzene	n/a	=	0.499	µg/L	EPA 525.2	-88	-88			
2012/13-2	MO-THO	srgt environ, rec	12/13/2012	Organic	1,3-Dimethyl-2-nitrobenzene	n/a	=	100	%	EPA 525.2	-88	-88	73	136	
2012/13-2	MO-VEN	srgt environ	12/4/2012	Organic	1,3-Dimethyl-2-nitrobenzene	n/a	=	3.65	µg/L	EPA 525.2	-88	-88			
2012/13-2	MO-VEN	srgt environ, rec	12/4/2012	Organic	1,3-Dimethyl-2-nitrobenzene	n/a	=	73	%	EPA 525.2	-88	-88	73	136	
2012/13-2	MO-VEN	srgt environ	12/13/2012	Organic	1,3-Dimethyl-2-nitrobenzene	n/a	=	0.496	µg/L	EPA 525.2	-88	-88			
2012/13-2	MO-VEN	srgt environ, rec	12/13/2012	Organic	1,3-Dimethyl-2-nitrobenzene	n/a	=	99	%	EPA 525.2	-88	-88	73	136	
2012/13-2	Lab	method blank	11/27/2012	Organic	1,4-Dichlorobenzene	n/a	<	0.55	µg/L	EPA 625	0.55	1			
2012/13-2	Lab	LCS	11/27/2012	Organic	1,4-Dichlorobenzene	n/a	=	27.1	µg/L	EPA 625	0.55	1			
2012/13-2	Lab	LCS, rec	11/27/2012	Organic	1,4-Dichlorobenzene	n/a	=	54	%	EPA 625	-88	-88	20	124	
2012/13-2	ME-SCR	matrix spike	11/27/2012	Organic	1,4-Dichlorobenzene	n/a	=	27.8	µg/L	EPA 625	0.55	1			
2012/13-2	ME-SCR	matrix spike, rec	11/27/2012	Organic	1,4-Dichlorobenzene	n/a	=	56	%	EPA 625	-88	-88	20	124	
2012/13-2	ME-SCR	matrix spike dup	11/27/2012	Organic	1,4-Dichlorobenzene	n/a	=	30.8	µg/L	EPA 625	0.55	1			
2012/13-2	ME-SCR	matrix spike dup, rec	11/27/2012	Organic	1,4-Dichlorobenzene	n/a	=	62	%	EPA 625	-88	-88	20	124	
2012/13-2	ME-SCR	matrix spike, RPD	11/27/2012	Organic	1,4-Dichlorobenzene	n/a	=	10	%	EPA 625	-88	-88	0	30	
2012/13-2	Lab	method blank	11/28/2012	Organic	1-Methylnaphthalene	n/a	<	0.1	µg/L	EPA 8270Cm	0.1	0.1			
2012/13-2	Lab	method blank	11/29/2012	Organic	2,4,5-Trichlorophenol	n/a	<	0.29	µg/L	EPA 8270Cm	0.29	1			
2012/13-2	Lab	srgt method blank	11/27/2012	Organic	2,4,6-Tribromophenol	n/a	=	59.7	µg/L	EPA 625	-88	-88			
2012/13-2	Lab	srgt method blank, rec	11/27/2012	Organic	2,4,6-Tribromophenol	n/a	=	60	%	EPA 625	-88	-88	0.1	157	
2012/13-2	Lab	srgt LCS	11/27/2012	Organic	2,4,6-Tribromophenol	n/a	=	67.9	µg/L	EPA 625	-88	-88			
2012/13-2	Lab	srgt LCS, rec	11/27/2012	Organic	2,4,6-Tribromophenol	n/a	=	68	%	EPA 625	-88	-88	0.1	157	
2012/13-2	Lab	srgt method blank	11/29/2012	Organic	2,4,6-Tribromophenol	n/a	=	6.6	µg/L	EPA 8270Cm	-88	-88			
2012/13-2	Lab	srgt method blank, rec	11/29/2012	Organic	2,4,6-Tribromophenol	n/a	=	66	%	EPA 8270Cm	-88	-88	44	115	
2012/13-2	Lab	srgt LCS	11/29/2012	Organic	2,4,6-Tribromophenol	n/a	=	6.75	µg/L	EPA 8270Cm	-88	-88			
2012/13-2	Lab	srgt LCS, rec	11/29/2012	Organic	2,4,6-Tribromophenol	n/a	=	68	%	EPA 8270Cm	-88	-88	44	115	
2012/13-2	ME-CC	srgt environ	11/27/2012	Organic	2,4,6-Tribromophenol	n/a	=	69.9	µg/L	EPA 625	-88	-88			
2012/13-2	ME-CC	srgt environ, rec	11/27/2012	Organic	2,4,6-Tribromophenol	n/a	=	70	%	EPA 625	-88	-88	0.1	157	
2012/13-2	ME-CC	srgt environ	11/29/2012	Organic	2,4,6-Tribromophenol	n/a	=	7.19	µg/L	EPA 8270Cm	-88	-88			
2012/13-2	ME-CC	srgt environ, rec	11/29/2012	Organic	2,4,6-Tribromophenol	n/a	=	72	%	EPA 8270Cm	-88	-88	44	115	
2012/13-2	ME-SCR	srgt matrix spike	11/27/2012	Organic	2,4,6-Tribromophenol	n/a	=	67.9	µg/L	EPA 625	-88	-88			
2012/13-2	ME-SCR	srgt matrix spike, rec	11/27/2012	Organic	2,4,6-Tribromophenol	n/a	=	68	%	EPA 625	-88	-88	0.1	157	
2012/13-2	ME-SCR	srgt matrix spike dup	11/27/2012	Organic	2,4,6-Tribromophenol	n/a	=	63.2	µg/L	EPA 625	-88	-88			
2012/13-2	ME-SCR	srgt matrix spike dup, rec	11/27/2012	Organic	2,4,6-Tribromophenol	n/a	=	63	%	EPA 625	-88	-88	0.1	157	
2012/13-2	ME-SCR	srgt environ	11/27/2012	Organic	2,4,6-Tribromophenol	n/a	=	56.3	µg/L	EPA 625	-88	-88			
2012/13-2	ME-SCR	srgt environ, rec	11/27/2012	Organic	2,4,6-Tribromophenol	n/a	=	56	%	EPA 625	-88	-88	0.1	157	
2012/13-2	ME-SCR	srgt environ	11/29/2012	Organic	2,4,6-Tribromophenol	n/a	=	6.98	µg/L	EPA 8270Cm	-88	-88			

Appendix F
Laboratory QA/QC Analysis Results

Event ID	Site ID	QAQC Sample Type	Analysis Date	Classification	Constituent	Fraction	Sign	Result	Units	Method	MDL	RL	QA Limit		DQOComp
													Min	Max	
2012/13-2	ME-SCR	srgt environ, rec	11/29/2012	Organic	2,4,6-Tribromophenol	n/a	=	70	%	EPA 8270Cm	-88	-88	44	115	
2012/13-2	ME-VR2	srgt environ	11/27/2012	Organic	2,4,6-Tribromophenol	n/a	=	62.9	µg/L	EPA 625	-88	-88			
2012/13-2	ME-VR2	srgt environ, rec	11/27/2012	Organic	2,4,6-Tribromophenol	n/a	=	63	%	EPA 625	-88	-88	0.1	157	
2012/13-2	ME-VR2	srgt environ	11/29/2012	Organic	2,4,6-Tribromophenol	n/a	=	6.65	µg/L	EPA 8270Cm	-88	-88			
2012/13-2	ME-VR2	srgt environ, rec	11/29/2012	Organic	2,4,6-Tribromophenol	n/a	=	66	%	EPA 8270Cm	-88	-88	44	115	
2012/13-2	MO-CAM	srgt environ	11/28/2012	Organic	2,4,6-Tribromophenol	n/a	=	63.9	µg/L	EPA 625	-88	-88			D,DF
2012/13-2	MO-CAM	srgt environ, rec	11/28/2012	Organic	2,4,6-Tribromophenol	n/a	=	64	%	EPA 625	-88	-88	0.1	157	D,DF
2012/13-2	MO-CAM	srgt environ	11/29/2012	Organic	2,4,6-Tribromophenol	n/a	=	6.67	µg/L	EPA 8270Cm	-88	-88			
2012/13-2	MO-CAM	srgt environ, rec	11/29/2012	Organic	2,4,6-Tribromophenol	n/a	=	67	%	EPA 8270Cm	-88	-88	44	115	
2012/13-2	MO-FIL	srgt environ	11/28/2012	Organic	2,4,6-Tribromophenol	n/a	=	71	µg/L	EPA 625	-88	-88			
2012/13-2	MO-FIL	srgt environ, rec	11/28/2012	Organic	2,4,6-Tribromophenol	n/a	=	71	%	EPA 625	-88	-88	0.1	157	
2012/13-2	MO-FIL	srgt environ	11/29/2012	Organic	2,4,6-Tribromophenol	n/a	=	6.94	µg/L	EPA 8270Cm	-88	-88			
2012/13-2	MO-FIL	srgt environ, rec	11/29/2012	Organic	2,4,6-Tribromophenol	n/a	=	69	%	EPA 8270Cm	-88	-88	44	115	
2012/13-2	MO-HUE	srgt environ	11/28/2012	Organic	2,4,6-Tribromophenol	n/a	=	74	µg/L	EPA 625	-88	-88			
2012/13-2	MO-HUE	srgt environ, rec	11/28/2012	Organic	2,4,6-Tribromophenol	n/a	=	74	%	EPA 625	-88	-88	0.1	157	
2012/13-2	MO-HUE	srgt environ	11/29/2012	Organic	2,4,6-Tribromophenol	n/a	=	6.87	µg/L	EPA 8270Cm	-88	-88			
2012/13-2	MO-HUE	srgt environ, rec	11/29/2012	Organic	2,4,6-Tribromophenol	n/a	=	69	%	EPA 8270Cm	-88	-88	44	115	
2012/13-2	MO-MEI	srgt environ	11/28/2012	Organic	2,4,6-Tribromophenol	n/a	=	62	µg/L	EPA 625	-88	-88			D,DF
2012/13-2	MO-MEI	srgt environ, rec	11/28/2012	Organic	2,4,6-Tribromophenol	n/a	=	62	%	EPA 625	-88	-88	0.1	157	D,DF
2012/13-2	MO-MEI	srgt environ	11/29/2012	Organic	2,4,6-Tribromophenol	n/a	=	7.4	µg/L	EPA 8270Cm	-88	-88			D,DF
2012/13-2	MO-MEI	srgt environ, rec	11/29/2012	Organic	2,4,6-Tribromophenol	n/a	=	70	%	EPA 8270Cm	-88	-88	44	115	D,DF
2012/13-2	MO-MPK	srgt environ	11/28/2012	Organic	2,4,6-Tribromophenol	n/a	=	58.8	µg/L	EPA 625	-88	-88			D,DF
2012/13-2	MO-MPK	srgt environ, rec	11/28/2012	Organic	2,4,6-Tribromophenol	n/a	=	59	%	EPA 625	-88	-88	0.1	157	D,DF
2012/13-2	MO-MPK	srgt environ	11/29/2012	Organic	2,4,6-Tribromophenol	n/a	=	6.38	µg/L	EPA 8270Cm	-88	-88			
2012/13-2	MO-MPK	srgt environ, rec	11/29/2012	Organic	2,4,6-Tribromophenol	n/a	=	64	%	EPA 8270Cm	-88	-88	44	115	
2012/13-2	MO-OJA	srgt environ	11/28/2012	Organic	2,4,6-Tribromophenol	n/a	=	70.7	µg/L	EPA 625	-88	-88			
2012/13-2	MO-OJA	srgt environ, rec	11/28/2012	Organic	2,4,6-Tribromophenol	n/a	=	71	%	EPA 625	-88	-88	0.1	157	
2012/13-2	MO-OJA	srgt environ	11/29/2012	Organic	2,4,6-Tribromophenol	n/a	=	7.1	µg/L	EPA 8270Cm	-88	-88			
2012/13-2	MO-OJA	srgt environ, rec	11/29/2012	Organic	2,4,6-Tribromophenol	n/a	=	71	%	EPA 8270Cm	-88	-88	44	115	
2012/13-2	MO-OXN	srgt environ	11/28/2012	Organic	2,4,6-Tribromophenol	n/a	=	61.7	µg/L	EPA 625	-88	-88			D,DF
2012/13-2	MO-OXN	srgt environ, rec	11/28/2012	Organic	2,4,6-Tribromophenol	n/a	=	62	%	EPA 625	-88	-88	0.1	157	D,DF
2012/13-2	MO-OXN	srgt environ	11/29/2012	Organic	2,4,6-Tribromophenol	n/a	=	6.02	µg/L	EPA 8270Cm	-88	-88			
2012/13-2	MO-OXN	srgt environ, rec	11/29/2012	Organic	2,4,6-Tribromophenol	n/a	=	60	%	EPA 8270Cm	-88	-88	44	115	
2012/13-2	MO-SIM	srgt environ	11/28/2012	Organic	2,4,6-Tribromophenol	n/a	=	77.8	µg/L	EPA 625	-88	-88			D,DF
2012/13-2	MO-SIM	srgt environ, rec	11/28/2012	Organic	2,4,6-Tribromophenol	n/a	=	78	%	EPA 625	-88	-88	0.1	157	D,DF
2012/13-2	MO-SIM	srgt environ	11/29/2012	Organic	2,4,6-Tribromophenol	n/a	=	6.49	µg/L	EPA 8270Cm	-88	-88			
2012/13-2	MO-SIM	srgt environ, rec	11/29/2012	Organic	2,4,6-Tribromophenol	n/a	=	65	%	EPA 8270Cm	-88	-88	44	115	
2012/13-2	MO-SPA	srgt environ	11/28/2012	Organic	2,4,6-Tribromophenol	n/a	=	53	µg/L	EPA 625	-88	-88			D,DF
2012/13-2	MO-SPA	srgt environ, rec	11/28/2012	Organic	2,4,6-Tribromophenol	n/a	=	56	%	EPA 625	-88	-88	0.1	157	D,DF
2012/13-2	MO-SPA	srgt environ	11/29/2012	Organic	2,4,6-Tribromophenol	n/a	=	5.63	µg/L	EPA 8270Cm	-88	-88			
2012/13-2	MO-SPA	srgt environ, rec	11/29/2012	Organic	2,4,6-Tribromophenol	n/a	=	56	%	EPA 8270Cm	-88	-88	44	115	
2012/13-2	MO-THO	srgt environ	11/28/2012	Organic	2,4,6-Tribromophenol	n/a	=	64.7	µg/L	EPA 625	-88	-88			
2012/13-2	MO-THO	srgt environ, rec	11/28/2012	Organic	2,4,6-Tribromophenol	n/a	=	65	%	EPA 625	-88	-88	0.1	157	
2012/13-2	MO-THO	srgt matrix spike	11/29/2012	Organic	2,4,6-Tribromophenol	n/a	=	6.61	µg/L	EPA 8270Cm	-88	-88			
2012/13-2	MO-THO	srgt matrix spike, rec	11/29/2012	Organic	2,4,6-Tribromophenol	n/a	=	66	%	EPA 8270Cm	-88	-88	44	115	
2012/13-2	MO-THO	srgt matrix spike dup	11/29/2012	Organic	2,4,6-Tribromophenol	n/a	=	5.77	µg/L	EPA 8270Cm	-88	-88			
2012/13-2	MO-THO	srgt matrix spike dup, rec	11/29/2012	Organic	2,4,6-Tribromophenol	n/a	=	58	%	EPA 8270Cm	-88	-88	44	115	

Appendix F
Laboratory QA/QC Analysis Results

Event ID	Site ID	QAQC Sample Type	Analysis Date	Classification	Constituent	Fraction	Sign	Result	Units	Method	MDL	RL	QA Limit		DQOComp
													Min	Max	
2012/13-2	MO-THO	srgt environ	11/29/2012	Organic	2,4,6-Tribromophenol	n/a	=	6.88	µg/L	EPA 8270Cm	-88	-88			
2012/13-2	MO-THO	srgt environ, rec	11/29/2012	Organic	2,4,6-Tribromophenol	n/a	=	69	%	EPA 8270Cm	-88	-88	44	115	
2012/13-2	MO-VEN	srgt environ	11/28/2012	Organic	2,4,6-Tribromophenol	n/a	=	57.1	µg/L	EPA 625	-88	-88			D,DF
2012/13-2	MO-VEN	srgt environ, rec	11/28/2012	Organic	2,4,6-Tribromophenol	n/a	=	57	%	EPA 625	-88	-88	0.1	157	D,DF
2012/13-2	MO-VEN	srgt environ	11/29/2012	Organic	2,4,6-Tribromophenol	n/a	=	8.2	µg/L	EPA 8270Cm	-88	-88			D,DF
2012/13-2	MO-VEN	srgt environ, rec	11/29/2012	Organic	2,4,6-Tribromophenol	n/a	=	78	%	EPA 8270Cm	-88	-88	44	115	D,DF
2012/13-2	Lab	method blank	11/29/2012	Organic	2,4,6-Trichlorophenol	n/a	<	0.3	µg/L	EPA 8270Cm	0.3	1			
2012/13-2	Lab	LCS	11/29/2012	Organic	2,4,6-Trichlorophenol	n/a	=	4.94	µg/L	EPA 8270Cm	0.3	1			EUM
2012/13-2	Lab	LCS, rec	11/29/2012	Organic	2,4,6-Trichlorophenol	n/a	=	49	%	EPA 8270Cm	-88	-88	52	150	EUM
2012/13-2	Lab	method blank	11/29/2012	Organic	2,4-Dichlorophenol	n/a	<	0.51	µg/L	EPA 8270Cm	0.51	1			
2012/13-2	Lab	LCS	11/29/2012	Organic	2,4-Dichlorophenol	n/a	=	5.32	µg/L	EPA 8270Cm	0.51	1			
2012/13-2	Lab	LCS, rec	11/29/2012	Organic	2,4-Dichlorophenol	n/a	=	53	%	EPA 8270Cm	-88	-88	53	106	
2012/13-2	Lab	srgt method blank	12/1/2012	Organic	2,4-Dichlorophenylacetic acid	n/a	=	9.9	µg/L	EPA 515.3	-88	-88			
2012/13-2	Lab	srgt method blank, rec	12/1/2012	Organic	2,4-Dichlorophenylacetic acid	n/a	=	99	%	EPA 515.3	-88	-88	70	130	
2012/13-2	Lab	srgt LCS	12/1/2012	Organic	2,4-Dichlorophenylacetic acid	n/a	=	10.4	µg/L	EPA 515.3	-88	-88			
2012/13-2	Lab	srgt LCS, rec	12/1/2012	Organic	2,4-Dichlorophenylacetic acid	n/a	=	104	%	EPA 515.3	-88	-88	70	130	
2012/13-2	ME-CC	srgt matrix spike	12/1/2012	Organic	2,4-Dichlorophenylacetic acid	n/a	=	10.2	µg/L	EPA 515.3	-88	-88			
2012/13-2	ME-CC	srgt matrix spike, rec	12/1/2012	Organic	2,4-Dichlorophenylacetic acid	n/a	=	102	%	EPA 515.3	-88	-88	70	130	
2012/13-2	ME-CC	srgt matrix spike dup	12/1/2012	Organic	2,4-Dichlorophenylacetic acid	n/a	=	8.73	µg/L	EPA 515.3	-88	-88			
2012/13-2	ME-CC	srgt matrix spike dup, rec	12/1/2012	Organic	2,4-Dichlorophenylacetic acid	n/a	=	87	%	EPA 515.3	-88	-88	70	130	
2012/13-2	ME-CC	srgt environ	12/1/2012	Organic	2,4-Dichlorophenylacetic acid	n/a	=	8.78	µg/L	EPA 515.3	-88	-88			
2012/13-2	ME-CC	srgt environ, rec	12/1/2012	Organic	2,4-Dichlorophenylacetic acid	n/a	=	88	%	EPA 515.3	-88	-88	70	130	
2012/13-2	ME-SCR	srgt environ	12/1/2012	Organic	2,4-Dichlorophenylacetic acid	n/a	=	9.15	µg/L	EPA 515.3	-88	-88			
2012/13-2	ME-SCR	srgt environ, rec	12/1/2012	Organic	2,4-Dichlorophenylacetic acid	n/a	=	92	%	EPA 515.3	-88	-88	70	130	
2012/13-2	ME-VR2	srgt environ	12/1/2012	Organic	2,4-Dichlorophenylacetic acid	n/a	=	9.41	µg/L	EPA 515.3	-88	-88			
2012/13-2	ME-VR2	srgt environ, rec	12/1/2012	Organic	2,4-Dichlorophenylacetic acid	n/a	=	94	%	EPA 515.3	-88	-88	70	130	
2012/13-2	MO-CAM	srgt environ	12/1/2012	Organic	2,4-Dichlorophenylacetic acid	n/a	=	8.53	µg/L	EPA 515.3	-88	-88			
2012/13-2	MO-CAM	srgt environ, rec	12/1/2012	Organic	2,4-Dichlorophenylacetic acid	n/a	=	85	%	EPA 515.3	-88	-88	70	130	
2012/13-2	MO-FIL	srgt environ	12/2/2012	Organic	2,4-Dichlorophenylacetic acid	n/a	=	7.44	µg/L	EPA 515.3	-88	-88			
2012/13-2	MO-FIL	srgt environ, rec	12/2/2012	Organic	2,4-Dichlorophenylacetic acid	n/a	=	74	%	EPA 515.3	-88	-88	70	130	
2012/13-2	MO-HUE	srgt environ	12/2/2012	Organic	2,4-Dichlorophenylacetic acid	n/a	=	8.13	µg/L	EPA 515.3	-88	-88			
2012/13-2	MO-HUE	srgt environ, rec	12/2/2012	Organic	2,4-Dichlorophenylacetic acid	n/a	=	81	%	EPA 515.3	-88	-88	70	130	
2012/13-2	MO-MEI	srgt environ	12/1/2012	Organic	2,4-Dichlorophenylacetic acid	n/a	=	8.68	µg/L	EPA 515.3	-88	-88			
2012/13-2	MO-MEI	srgt environ, rec	12/1/2012	Organic	2,4-Dichlorophenylacetic acid	n/a	=	87	%	EPA 515.3	-88	-88	70	130	
2012/13-2	MO-MPK	srgt environ	12/2/2012	Organic	2,4-Dichlorophenylacetic acid	n/a	=	8.2	µg/L	EPA 515.3	-88	-88			
2012/13-2	MO-MPK	srgt environ, rec	12/2/2012	Organic	2,4-Dichlorophenylacetic acid	n/a	=	82	%	EPA 515.3	-88	-88	70	130	
2012/13-2	MO-OJA	srgt environ	12/1/2012	Organic	2,4-Dichlorophenylacetic acid	n/a	=	7.99	µg/L	EPA 515.3	-88	-88			
2012/13-2	MO-OJA	srgt environ, rec	12/1/2012	Organic	2,4-Dichlorophenylacetic acid	n/a	=	80	%	EPA 515.3	-88	-88	70	130	
2012/13-2	MO-OXN	srgt environ	12/2/2012	Organic	2,4-Dichlorophenylacetic acid	n/a	=	7.99	µg/L	EPA 515.3	-88	-88			
2012/13-2	MO-OXN	srgt environ, rec	12/2/2012	Organic	2,4-Dichlorophenylacetic acid	n/a	=	80	%	EPA 515.3	-88	-88	70	130	
2012/13-2	MO-SIM	srgt environ	12/2/2012	Organic	2,4-Dichlorophenylacetic acid	n/a	=	8.18	µg/L	EPA 515.3	-88	-88			
2012/13-2	MO-SIM	srgt environ, rec	12/2/2012	Organic	2,4-Dichlorophenylacetic acid	n/a	=	82	%	EPA 515.3	-88	-88	70	130	
2012/13-2	MO-SPA	srgt environ	12/2/2012	Organic	2,4-Dichlorophenylacetic acid	n/a	=	8.42	µg/L	EPA 515.3	-88	-88			
2012/13-2	MO-SPA	srgt environ, rec	12/2/2012	Organic	2,4-Dichlorophenylacetic acid	n/a	=	84	%	EPA 515.3	-88	-88	70	130	
2012/13-2	MO-THO	srgt environ	12/2/2012	Organic	2,4-Dichlorophenylacetic acid	n/a	=	7.92	µg/L	EPA 515.3	-88	-88			
2012/13-2	MO-THO	srgt environ, rec	12/2/2012	Organic	2,4-Dichlorophenylacetic acid	n/a	=	79	%	EPA 515.3	-88	-88	70	130	
2012/13-2	MO-VEN	srgt environ	12/1/2012	Organic	2,4-Dichlorophenylacetic acid	n/a	=	7.9	µg/L	EPA 515.3	-88	-88			

Appendix F
Laboratory QA/QC Analysis Results

Event ID	Site ID	QAQC Sample Type	Analysis Date	Classification	Constituent	Fraction	Sign	Result	Units	Method	MDL	RL	QA Limit		DQOComp
													Min	Max	
2012/13-2	MO-VEN	srgt environ, rec	12/1/2012	Organic	2,4-Dichlorophenylacetic acid	n/a	=	79	%	EPA 515.3	-88	-88	70	130	
2012/13-2	Lab	method blank	11/29/2012	Organic	2,4-Dimethylphenol	n/a	<	1	µg/L	EPA 8270Cm	1	2			
2012/13-2	Lab	LCS	11/29/2012	Organic	2,4-Dimethylphenol	n/a	=	5.63	µg/L	EPA 8270Cm	1	2			
2012/13-2	Lab	LCS, rec	11/29/2012	Organic	2,4-Dimethylphenol	n/a	=	56	%	EPA 8270Cm	-88	-88	21	99	
2012/13-2	Lab	method blank	11/29/2012	Organic	2,4-Dinitrophenol	n/a	<	1	µg/L	EPA 8270Cm	1	2			
2012/13-2	Lab	LCS	11/29/2012	Organic	2,4-Dinitrophenol	n/a	=	5.71	µg/L	EPA 8270Cm	1	2			
2012/13-2	Lab	LCS, rec	11/29/2012	Organic	2,4-Dinitrophenol	n/a	=	57	%	EPA 8270Cm	-88	-88	2	227	
2012/13-2	Lab	method blank	11/27/2012	Organic	2,4-Dinitrotoluene	n/a	<	0.18	µg/L	EPA 625	0.18	1			
2012/13-2	Lab	LCS	11/27/2012	Organic	2,4-Dinitrotoluene	n/a	=	35.9	µg/L	EPA 625	0.18	1			
2012/13-2	Lab	LCS, rec	11/27/2012	Organic	2,4-Dinitrotoluene	n/a	=	72	%	EPA 625	-88	-88	39	139	
2012/13-2	ME-SCR	matrix spike	11/27/2012	Organic	2,4-Dinitrotoluene	n/a	=	37.6	µg/L	EPA 625	0.18	1			
2012/13-2	ME-SCR	matrix spike, rec	11/27/2012	Organic	2,4-Dinitrotoluene	n/a	=	75	%	EPA 625	-88	-88	39	139	
2012/13-2	ME-SCR	matrix spike dup	11/27/2012	Organic	2,4-Dinitrotoluene	n/a	=	34.2	µg/L	EPA 625	0.18	1			
2012/13-2	ME-SCR	matrix spike dup, rec	11/27/2012	Organic	2,4-Dinitrotoluene	n/a	=	68	%	EPA 625	-88	-88	39	139	
2012/13-2	ME-SCR	matrix spike, RPD	11/27/2012	Organic	2,4-Dinitrotoluene	n/a	=	9	%	EPA 625	-88	-88	0	30	
2012/13-2	Lab	method blank	11/27/2012	Organic	2,6-Dinitrotoluene	n/a	<	0.27	µg/L	EPA 625	0.27	1			
2012/13-2	Lab	LCS	11/27/2012	Organic	2,6-Dinitrotoluene	n/a	=	37.6	µg/L	EPA 625	0.27	1			
2012/13-2	Lab	LCS, rec	11/27/2012	Organic	2,6-Dinitrotoluene	n/a	=	75	%	EPA 625	-88	-88	50	158	
2012/13-2	ME-SCR	matrix spike	11/27/2012	Organic	2,6-Dinitrotoluene	n/a	=	39.4	µg/L	EPA 625	0.27	1			
2012/13-2	ME-SCR	matrix spike, rec	11/27/2012	Organic	2,6-Dinitrotoluene	n/a	=	79	%	EPA 625	-88	-88	50	158	
2012/13-2	ME-SCR	matrix spike dup	11/27/2012	Organic	2,6-Dinitrotoluene	n/a	=	36.7	µg/L	EPA 625	0.27	1			
2012/13-2	ME-SCR	matrix spike dup, rec	11/27/2012	Organic	2,6-Dinitrotoluene	n/a	=	73	%	EPA 625	-88	-88	50	158	
2012/13-2	ME-SCR	matrix spike, RPD	11/27/2012	Organic	2,6-Dinitrotoluene	n/a	=	7	%	EPA 625	-88	-88	0	30	
2012/13-2	Lab	LCS	11/27/2012	Organic	2-Chloroethyl vinyl ether	n/a	=	3.92	µg/L	EPA 524.2	0.61	1			EUM
2012/13-2	Lab	LCS, rec	11/27/2012	Organic	2-Chloroethyl vinyl ether	n/a	=	65	%	EPA 524.2	-88	-88	70	130	EUM
2012/13-2	Lab	LCS dup	11/27/2012	Organic	2-Chloroethyl vinyl ether	n/a	=	4.61	µg/L	EPA 524.2	0.61	1			
2012/13-2	Lab	LCS dup, rec	11/27/2012	Organic	2-Chloroethyl vinyl ether	n/a	=	77	%	EPA 524.2	-88	-88	70	130	
2012/13-2	Lab	LCS, RPD	11/27/2012	Organic	2-Chloroethyl vinyl ether	n/a	=	16	%	EPA 524.2	-88	-88	0	30	
2012/13-2	Lab	method blank	11/27/2012	Organic	2-Chloroethyl vinyl ether	n/a	<	0.61	µg/L	EPA 524.2	0.61	1			
2012/13-2	MO-CAM	field duplicate	11/27/2012	Organic	2-Chloroethyl vinyl ether	n/a	<	0.61	µg/L	EPA 524.2	0.61	1			
2012/13-2	Lab	method blank	11/27/2012	Organic	2-Chloronaphthalene	n/a	<	0.45	µg/L	EPA 625	0.45	1			
2012/13-2	Lab	LCS	11/27/2012	Organic	2-Chloronaphthalene	n/a	=	35.3	µg/L	EPA 625	0.45	1			
2012/13-2	Lab	LCS, rec	11/27/2012	Organic	2-Chloronaphthalene	n/a	=	71	%	EPA 625	-88	-88	60	118	
2012/13-2	ME-SCR	matrix spike	11/27/2012	Organic	2-Chloronaphthalene	n/a	=	37.6	µg/L	EPA 625	0.45	1			
2012/13-2	ME-SCR	matrix spike, rec	11/27/2012	Organic	2-Chloronaphthalene	n/a	=	75	%	EPA 625	-88	-88	60	118	
2012/13-2	ME-SCR	matrix spike dup	11/27/2012	Organic	2-Chloronaphthalene	n/a	=	34.6	µg/L	EPA 625	0.45	1			
2012/13-2	ME-SCR	matrix spike dup, rec	11/27/2012	Organic	2-Chloronaphthalene	n/a	=	69	%	EPA 625	-88	-88	60	118	
2012/13-2	ME-SCR	matrix spike, RPD	11/27/2012	Organic	2-Chloronaphthalene	n/a	=	8	%	EPA 625	-88	-88	0	30	
2012/13-2	Lab	method blank	11/29/2012	Organic	2-Chlorophenol	n/a	<	0.65	µg/L	EPA 8270Cm	0.65	1			
2012/13-2	Lab	LCS	11/29/2012	Organic	2-Chlorophenol	n/a	=	4.45	µg/L	EPA 8270Cm	0.65	1			EUM
2012/13-2	Lab	LCS, rec	11/29/2012	Organic	2-Chlorophenol	n/a	=	44	%	EPA 8270Cm	-88	-88	46	92	EUM
2012/13-2	MO-THO	matrix spike	11/29/2012	Organic	2-Chlorophenol	n/a	=	4.46	µg/L	EPA 8270Cm	0.65	1			GB
2012/13-2	MO-THO	matrix spike, rec	11/29/2012	Organic	2-Chlorophenol	n/a	=	45	%	EPA 8270Cm	-88	-88	47	102	GB
2012/13-2	MO-THO	matrix spike dup	11/29/2012	Organic	2-Chlorophenol	n/a	=	4.16	µg/L	EPA 8270Cm	0.65	1			GB
2012/13-2	MO-THO	matrix spike dup, rec	11/29/2012	Organic	2-Chlorophenol	n/a	=	42	%	EPA 8270Cm	-88	-88	47	102	GB
2012/13-2	MO-THO	matrix spike, RPD	11/29/2012	Organic	2-Chlorophenol	n/a	=	7	%	EPA 8270Cm	-88	-88	0	30	GB
2012/13-2	Lab	srgt method blank	11/27/2012	Organic	2-Fluorobiphenyl	n/a	=	30.9	µg/L	EPA 625	-88	-88			

Appendix F
Laboratory QA/QC Analysis Results

Event ID	Site ID	QAQC Sample Type	Analysis Date	Classification	Constituent	Fraction	Sign	Result	Units	Method	MDL	RL	QA Limit		DQOComp
													Min	Max	
2012/13-2	Lab	srgt method blank, rec	11/27/2012	Organic	2-Fluorobiphenyl	n/a	=	62	%	EPA 625	-88	-88	22	130	
2012/13-2	Lab	srgt LCS	11/27/2012	Organic	2-Fluorobiphenyl	n/a	=	35.1	µg/L	EPA 625	-88	-88			
2012/13-2	Lab	srgt LCS, rec	11/27/2012	Organic	2-Fluorobiphenyl	n/a	=	70	%	EPA 625	-88	-88	22	130	
2012/13-2	Lab	srgt method blank	11/28/2012	Organic	2-Fluorobiphenyl	n/a	=	3.08	µg/L	EPA 8270Cm	-88	-88			
2012/13-2	Lab	srgt method blank, rec	11/28/2012	Organic	2-Fluorobiphenyl	n/a	=	62	%	EPA 8270Cm	-88	-88	51	139	
2012/13-2	Lab	srgt LCS	11/28/2012	Organic	2-Fluorobiphenyl	n/a	=	2.54	µg/L	EPA 8270Cm	-88	-88			
2012/13-2	Lab	srgt LCS, rec	11/28/2012	Organic	2-Fluorobiphenyl	n/a	=	51	%	EPA 8270Cm	-88	-88	51	139	
2012/13-2	ME-CC	srgt environ	11/27/2012	Organic	2-Fluorobiphenyl	n/a	=	36.2	µg/L	EPA 625	-88	-88			
2012/13-2	ME-CC	srgt environ, rec	11/27/2012	Organic	2-Fluorobiphenyl	n/a	=	72	%	EPA 625	-88	-88	22	130	
2012/13-2	ME-CC	srgt environ	11/28/2012	Organic	2-Fluorobiphenyl	n/a	=	3.17	µg/L	EPA 8270Cm	-88	-88			
2012/13-2	ME-CC	srgt environ, rec	11/28/2012	Organic	2-Fluorobiphenyl	n/a	=	63	%	EPA 8270Cm	-88	-88	51	139	
2012/13-2	ME-SCR	srgt matrix spike	11/27/2012	Organic	2-Fluorobiphenyl	n/a	=	37.1	µg/L	EPA 625	-88	-88			
2012/13-2	ME-SCR	srgt matrix spike, rec	11/27/2012	Organic	2-Fluorobiphenyl	n/a	=	74	%	EPA 625	-88	-88	22	130	
2012/13-2	ME-SCR	srgt matrix spike dup	11/27/2012	Organic	2-Fluorobiphenyl	n/a	=	35	µg/L	EPA 625	-88	-88			
2012/13-2	ME-SCR	srgt matrix spike dup, rec	11/27/2012	Organic	2-Fluorobiphenyl	n/a	=	70	%	EPA 625	-88	-88	22	130	
2012/13-2	ME-SCR	srgt environ	11/27/2012	Organic	2-Fluorobiphenyl	n/a	=	29.4	µg/L	EPA 625	-88	-88			
2012/13-2	ME-SCR	srgt environ, rec	11/27/2012	Organic	2-Fluorobiphenyl	n/a	=	59	%	EPA 625	-88	-88	22	130	
2012/13-2	ME-SCR	srgt environ	11/29/2012	Organic	2-Fluorobiphenyl	n/a	=	3.24	µg/L	EPA 8270Cm	-88	-88			
2012/13-2	ME-SCR	srgt environ, rec	11/29/2012	Organic	2-Fluorobiphenyl	n/a	=	65	%	EPA 8270Cm	-88	-88	51	139	
2012/13-2	ME-VR2	srgt environ	11/27/2012	Organic	2-Fluorobiphenyl	n/a	=	31.1	µg/L	EPA 625	-88	-88			
2012/13-2	ME-VR2	srgt environ, rec	11/27/2012	Organic	2-Fluorobiphenyl	n/a	=	62	%	EPA 625	-88	-88	22	130	
2012/13-2	ME-VR2	srgt environ	11/29/2012	Organic	2-Fluorobiphenyl	n/a	=	3.15	µg/L	EPA 8270Cm	-88	-88			
2012/13-2	ME-VR2	srgt environ, rec	11/29/2012	Organic	2-Fluorobiphenyl	n/a	=	63	%	EPA 8270Cm	-88	-88	51	139	
2012/13-2	MO-CAM	srgt environ	11/28/2012	Organic	2-Fluorobiphenyl	n/a	=	29.4	µg/L	EPA 625	-88	-88			D,DF
2012/13-2	MO-CAM	srgt environ, rec	11/28/2012	Organic	2-Fluorobiphenyl	n/a	=	59	%	EPA 625	-88	-88	22	130	D,DF
2012/13-2	MO-CAM	srgt environ	11/29/2012	Organic	2-Fluorobiphenyl	n/a	=	3.35	µg/L	EPA 8270Cm	-88	-88			
2012/13-2	MO-CAM	srgt environ, rec	11/29/2012	Organic	2-Fluorobiphenyl	n/a	=	67	%	EPA 8270Cm	-88	-88	51	139	
2012/13-2	MO-FIL	srgt environ	11/28/2012	Organic	2-Fluorobiphenyl	n/a	=	36.7	µg/L	EPA 625	-88	-88			
2012/13-2	MO-FIL	srgt environ, rec	11/28/2012	Organic	2-Fluorobiphenyl	n/a	=	73	%	EPA 625	-88	-88	22	130	
2012/13-2	MO-FIL	srgt environ	11/29/2012	Organic	2-Fluorobiphenyl	n/a	=	3.4	µg/L	EPA 8270Cm	-88	-88			
2012/13-2	MO-FIL	srgt environ, rec	11/29/2012	Organic	2-Fluorobiphenyl	n/a	=	68	%	EPA 8270Cm	-88	-88	51	139	
2012/13-2	MO-HUE	srgt environ	11/28/2012	Organic	2-Fluorobiphenyl	n/a	=	38.6	µg/L	EPA 625	-88	-88			
2012/13-2	MO-HUE	srgt environ, rec	11/28/2012	Organic	2-Fluorobiphenyl	n/a	=	77	%	EPA 625	-88	-88	22	130	
2012/13-2	MO-HUE	srgt environ	11/29/2012	Organic	2-Fluorobiphenyl	n/a	=	3.78	µg/L	EPA 8270Cm	-88	-88			
2012/13-2	MO-HUE	srgt environ, rec	11/29/2012	Organic	2-Fluorobiphenyl	n/a	=	76	%	EPA 8270Cm	-88	-88	51	139	
2012/13-2	MO-MEI	srgt environ	11/28/2012	Organic	2-Fluorobiphenyl	n/a	=	32.8	µg/L	EPA 625	-88	-88			D,DF
2012/13-2	MO-MEI	srgt environ, rec	11/28/2012	Organic	2-Fluorobiphenyl	n/a	=	66	%	EPA 625	-88	-88	22	130	D,DF
2012/13-2	MO-MEI	srgt environ	11/29/2012	Organic	2-Fluorobiphenyl	n/a	=	3.47	µg/L	EPA 8270Cm	-88	-88			D,DF
2012/13-2	MO-MEI	srgt environ, rec	11/29/2012	Organic	2-Fluorobiphenyl	n/a	=	66	%	EPA 8270Cm	-88	-88	51	139	D,DF
2012/13-2	MO-MPK	srgt environ	11/28/2012	Organic	2-Fluorobiphenyl	n/a	=	28.1	µg/L	EPA 625	-88	-88			D,DF
2012/13-2	MO-MPK	srgt environ, rec	11/28/2012	Organic	2-Fluorobiphenyl	n/a	=	56	%	EPA 625	-88	-88	22	130	D,DF
2012/13-2	MO-MPK	srgt environ	11/29/2012	Organic	2-Fluorobiphenyl	n/a	=	3.12	µg/L	EPA 8270Cm	-88	-88			
2012/13-2	MO-MPK	srgt environ, rec	11/29/2012	Organic	2-Fluorobiphenyl	n/a	=	62	%	EPA 8270Cm	-88	-88	51	139	
2012/13-2	MO-OJA	srgt environ	11/28/2012	Organic	2-Fluorobiphenyl	n/a	=	34.3	µg/L	EPA 625	-88	-88			
2012/13-2	MO-OJA	srgt environ, rec	11/28/2012	Organic	2-Fluorobiphenyl	n/a	=	69	%	EPA 625	-88	-88	22	130	
2012/13-2	MO-OJA	srgt environ	11/29/2012	Organic	2-Fluorobiphenyl	n/a	=	3.57	µg/L	EPA 8270Cm	-88	-88			
2012/13-2	MO-OJA	srgt environ, rec	11/29/2012	Organic	2-Fluorobiphenyl	n/a	=	71	%	EPA 8270Cm	-88	-88	51	139	

Appendix F
Laboratory QA/QC Analysis Results

Event ID	Site ID	QAQC Sample Type	Analysis Date	Classification	Constituent	Fraction	Sign	Result	Units	Method	MDL	RL	QA Limit		DQOComp
													Min	Max	
2012/13-2	MO-OXN	srgt environ	11/28/2012	Organic	2-Fluorobiphenyl	n/a	=	31.4	µg/L	EPA 625	-88	-88			D,DF
2012/13-2	MO-OXN	srgt environ, rec	11/28/2012	Organic	2-Fluorobiphenyl	n/a	=	63	%	EPA 625	-88	-88	22	130	D,DF
2012/13-2	MO-OXN	srgt environ	11/29/2012	Organic	2-Fluorobiphenyl	n/a	=	3.38	µg/L	EPA 8270Cm	-88	-88			
2012/13-2	MO-OXN	srgt environ, rec	11/29/2012	Organic	2-Fluorobiphenyl	n/a	=	68	%	EPA 8270Cm	-88	-88	51	139	
2012/13-2	MO-SIM	srgt environ	11/28/2012	Organic	2-Fluorobiphenyl	n/a	=	40.1	µg/L	EPA 625	-88	-88			D,DF
2012/13-2	MO-SIM	srgt environ, rec	11/28/2012	Organic	2-Fluorobiphenyl	n/a	=	80	%	EPA 625	-88	-88	22	130	D,DF
2012/13-2	MO-SIM	srgt environ	11/29/2012	Organic	2-Fluorobiphenyl	n/a	=	4.04	µg/L	EPA 8270Cm	-88	-88			
2012/13-2	MO-SIM	srgt environ, rec	11/29/2012	Organic	2-Fluorobiphenyl	n/a	=	81	%	EPA 8270Cm	-88	-88	51	139	
2012/13-2	MO-SPA	srgt environ	11/28/2012	Organic	2-Fluorobiphenyl	n/a	=	26.6	µg/L	EPA 625	-88	-88			D,DF
2012/13-2	MO-SPA	srgt environ, rec	11/28/2012	Organic	2-Fluorobiphenyl	n/a	=	56	%	EPA 625	-88	-88	22	130	D,DF
2012/13-2	MO-SPA	srgt environ	11/29/2012	Organic	2-Fluorobiphenyl	n/a	=	2.88	µg/L	EPA 8270Cm	-88	-88			
2012/13-2	MO-SPA	srgt environ, rec	11/29/2012	Organic	2-Fluorobiphenyl	n/a	=	58	%	EPA 8270Cm	-88	-88	51	139	
2012/13-2	MO-THO	srgt environ	11/28/2012	Organic	2-Fluorobiphenyl	n/a	=	35.4	µg/L	EPA 625	-88	-88			
2012/13-2	MO-THO	srgt environ, rec	11/28/2012	Organic	2-Fluorobiphenyl	n/a	=	71	%	EPA 625	-88	-88	22	130	
2012/13-2	MO-THO	srgt matrix spike	11/28/2012	Organic	2-Fluorobiphenyl	n/a	=	2.53	µg/L	EPA 8270Cm	-88	-88			
2012/13-2	MO-THO	srgt matrix spike, rec	11/28/2012	Organic	2-Fluorobiphenyl	n/a	=	51	%	EPA 8270Cm	-88	-88	51	139	
2012/13-2	MO-THO	srgt matrix spike dup	11/28/2012	Organic	2-Fluorobiphenyl	n/a	=	2.59	µg/L	EPA 8270Cm	-88	-88			
2012/13-2	MO-THO	srgt matrix spike dup, rec	11/28/2012	Organic	2-Fluorobiphenyl	n/a	=	52	%	EPA 8270Cm	-88	-88	51	139	
2012/13-2	MO-THO	srgt environ	11/29/2012	Organic	2-Fluorobiphenyl	n/a	=	3.88	µg/L	EPA 8270Cm	-88	-88			
2012/13-2	MO-THO	srgt environ, rec	11/29/2012	Organic	2-Fluorobiphenyl	n/a	=	78	%	EPA 8270Cm	-88	-88	51	139	
2012/13-2	MO-VEN	srgt environ	11/28/2012	Organic	2-Fluorobiphenyl	n/a	=	25.4	µg/L	EPA 625	-88	-88			D,DF
2012/13-2	MO-VEN	srgt environ, rec	11/28/2012	Organic	2-Fluorobiphenyl	n/a	=	51	%	EPA 625	-88	-88	22	130	D,DF
2012/13-2	MO-VEN	srgt environ	11/29/2012	Organic	2-Fluorobiphenyl	n/a	=	3.37	µg/L	EPA 8270Cm	-88	-88			D,DF
2012/13-2	MO-VEN	srgt environ, rec	11/29/2012	Organic	2-Fluorobiphenyl	n/a	=	64	%	EPA 8270Cm	-88	-88	51	139	D,DF
2012/13-2	Lab	srgt method blank	11/27/2012	Organic	2-Fluorophenol	n/a	=	35	µg/L	EPA 625	-88	-88			
2012/13-2	Lab	srgt method blank, rec	11/27/2012	Organic	2-Fluorophenol	n/a	=	35	%	EPA 625	-88	-88	6	96	
2012/13-2	Lab	srgt LCS	11/27/2012	Organic	2-Fluorophenol	n/a	=	31.9	µg/L	EPA 625	-88	-88			
2012/13-2	Lab	srgt LCS, rec	11/27/2012	Organic	2-Fluorophenol	n/a	=	32	%	EPA 625	-88	-88	6	96	
2012/13-2	Lab	srgt method blank	11/29/2012	Organic	2-Fluorophenol	n/a	=	3.68	µg/L	EPA 8270Cm	-88	-88			
2012/13-2	Lab	srgt method blank, rec	11/29/2012	Organic	2-Fluorophenol	n/a	=	37	%	EPA 8270Cm	-88	-88	24	82	
2012/13-2	Lab	srgt LCS	11/29/2012	Organic	2-Fluorophenol	n/a	=	2.9	µg/L	EPA 8270Cm	-88	-88			
2012/13-2	Lab	srgt LCS, rec	11/29/2012	Organic	2-Fluorophenol	n/a	=	29	%	EPA 8270Cm	-88	-88	24	82	
2012/13-2	ME-CC	srgt environ	11/27/2012	Organic	2-Fluorophenol	n/a	=	33.6	µg/L	EPA 625	-88	-88			
2012/13-2	ME-CC	srgt environ, rec	11/27/2012	Organic	2-Fluorophenol	n/a	=	34	%	EPA 625	-88	-88	6	96	
2012/13-2	ME-CC	srgt environ	11/29/2012	Organic	2-Fluorophenol	n/a	=	3.01	µg/L	EPA 8270Cm	-88	-88			
2012/13-2	ME-CC	srgt environ, rec	11/29/2012	Organic	2-Fluorophenol	n/a	=	30	%	EPA 8270Cm	-88	-88	24	82	
2012/13-2	ME-SCR	srgt matrix spike	11/27/2012	Organic	2-Fluorophenol	n/a	=	30.4	µg/L	EPA 625	-88	-88			
2012/13-2	ME-SCR	srgt matrix spike, rec	11/27/2012	Organic	2-Fluorophenol	n/a	=	30	%	EPA 625	-88	-88	6	96	
2012/13-2	ME-SCR	srgt matrix spike dup	11/27/2012	Organic	2-Fluorophenol	n/a	=	33.2	µg/L	EPA 625	-88	-88			
2012/13-2	ME-SCR	srgt matrix spike dup, rec	11/27/2012	Organic	2-Fluorophenol	n/a	=	33	%	EPA 625	-88	-88	6	96	
2012/13-2	ME-SCR	srgt environ	11/27/2012	Organic	2-Fluorophenol	n/a	=	28	µg/L	EPA 625	-88	-88			
2012/13-2	ME-SCR	srgt environ, rec	11/27/2012	Organic	2-Fluorophenol	n/a	=	28	%	EPA 625	-88	-88	6	96	
2012/13-2	ME-SCR	srgt environ	11/29/2012	Organic	2-Fluorophenol	n/a	=	3.09	µg/L	EPA 8270Cm	-88	-88			
2012/13-2	ME-SCR	srgt environ, rec	11/29/2012	Organic	2-Fluorophenol	n/a	=	31	%	EPA 8270Cm	-88	-88	24	82	
2012/13-2	ME-VR2	srgt environ	11/27/2012	Organic	2-Fluorophenol	n/a	=	29.9	µg/L	EPA 625	-88	-88			
2012/13-2	ME-VR2	srgt environ, rec	11/27/2012	Organic	2-Fluorophenol	n/a	=	30	%	EPA 625	-88	-88	6	96	
2012/13-2	ME-VR2	srgt environ	11/29/2012	Organic	2-Fluorophenol	n/a	=	3.02	µg/L	EPA 8270Cm	-88	-88			

Appendix F
Laboratory QA/QC Analysis Results

Event ID	Site ID	QAQC Sample Type	Analysis Date	Classification	Constituent	Fraction	Sign	Result	Units	Method	MDL	RL	QA Limit		DQOComp
													Min	Max	
2012/13-2	ME-VR2	srgt environ, rec	11/29/2012	Organic	2-Fluorophenol	n/a	=	30	%	EPA 8270Cm	-88	-88	24	82	
2012/13-2	MO-CAM	srgt environ	11/28/2012	Organic	2-Fluorophenol	n/a	=	28	µg/L	EPA 625	-88	-88			D,DF
2012/13-2	MO-CAM	srgt environ, rec	11/28/2012	Organic	2-Fluorophenol	n/a	=	28	%	EPA 625	-88	-88	6	96	D,DF
2012/13-2	MO-CAM	srgt environ	11/29/2012	Organic	2-Fluorophenol	n/a	=	3.21	µg/L	EPA 8270Cm	-88	-88			
2012/13-2	MO-CAM	srgt environ, rec	11/29/2012	Organic	2-Fluorophenol	n/a	=	32	%	EPA 8270Cm	-88	-88	24	82	
2012/13-2	MO-FIL	srgt environ	11/28/2012	Organic	2-Fluorophenol	n/a	=	37.1	µg/L	EPA 625	-88	-88			
2012/13-2	MO-FIL	srgt environ, rec	11/28/2012	Organic	2-Fluorophenol	n/a	=	37	%	EPA 625	-88	-88	6	96	
2012/13-2	MO-FIL	srgt environ	11/29/2012	Organic	2-Fluorophenol	n/a	=	3.15	µg/L	EPA 8270Cm	-88	-88			
2012/13-2	MO-FIL	srgt environ, rec	11/29/2012	Organic	2-Fluorophenol	n/a	=	32	%	EPA 8270Cm	-88	-88	24	82	
2012/13-2	MO-HUE	srgt environ	11/28/2012	Organic	2-Fluorophenol	n/a	=	42.3	µg/L	EPA 625	-88	-88			
2012/13-2	MO-HUE	srgt environ, rec	11/28/2012	Organic	2-Fluorophenol	n/a	=	42	%	EPA 625	-88	-88	6	96	
2012/13-2	MO-HUE	srgt environ	11/29/2012	Organic	2-Fluorophenol	n/a	=	3.37	µg/L	EPA 8270Cm	-88	-88			
2012/13-2	MO-HUE	srgt environ, rec	11/29/2012	Organic	2-Fluorophenol	n/a	=	34	%	EPA 8270Cm	-88	-88	24	82	
2012/13-2	MO-MEI	srgt environ	11/28/2012	Organic	2-Fluorophenol	n/a	=	29.8	µg/L	EPA 625	-88	-88			D,DF
2012/13-2	MO-MEI	srgt environ, rec	11/28/2012	Organic	2-Fluorophenol	n/a	=	30	%	EPA 625	-88	-88	6	96	D,DF
2012/13-2	MO-MEI	srgt environ	11/29/2012	Organic	2-Fluorophenol	n/a	=	3.32	µg/L	EPA 8270Cm	-88	-88			D,DF
2012/13-2	MO-MEI	srgt environ, rec	11/29/2012	Organic	2-Fluorophenol	n/a	=	32	%	EPA 8270Cm	-88	-88	24	82	D,DF
2012/13-2	MO-MPK	srgt environ	11/28/2012	Organic	2-Fluorophenol	n/a	=	36.6	µg/L	EPA 625	-88	-88			D,DF
2012/13-2	MO-MPK	srgt environ, rec	11/28/2012	Organic	2-Fluorophenol	n/a	=	37	%	EPA 625	-88	-88	6	96	D,DF
2012/13-2	MO-MPK	srgt environ	11/29/2012	Organic	2-Fluorophenol	n/a	=	3.82	µg/L	EPA 8270Cm	-88	-88			
2012/13-2	MO-MPK	srgt environ, rec	11/29/2012	Organic	2-Fluorophenol	n/a	=	38	%	EPA 8270Cm	-88	-88	24	82	
2012/13-2	MO-OJA	srgt environ	11/28/2012	Organic	2-Fluorophenol	n/a	=	36.1	µg/L	EPA 625	-88	-88			
2012/13-2	MO-OJA	srgt environ, rec	11/28/2012	Organic	2-Fluorophenol	n/a	=	36	%	EPA 625	-88	-88	6	96	
2012/13-2	MO-OJA	srgt environ	11/29/2012	Organic	2-Fluorophenol	n/a	=	3.57	µg/L	EPA 8270Cm	-88	-88			
2012/13-2	MO-OJA	srgt environ, rec	11/29/2012	Organic	2-Fluorophenol	n/a	=	36	%	EPA 8270Cm	-88	-88	24	82	
2012/13-2	MO-OXN	srgt environ	11/28/2012	Organic	2-Fluorophenol	n/a	=	28.8	µg/L	EPA 625	-88	-88			D,DF
2012/13-2	MO-OXN	srgt environ, rec	11/28/2012	Organic	2-Fluorophenol	n/a	=	29	%	EPA 625	-88	-88	6	96	D,DF
2012/13-2	MO-OXN	srgt environ	11/29/2012	Organic	2-Fluorophenol	n/a	=	2.49	µg/L	EPA 8270Cm	-88	-88			
2012/13-2	MO-OXN	srgt environ, rec	11/29/2012	Organic	2-Fluorophenol	n/a	=	25	%	EPA 8270Cm	-88	-88	24	82	
2012/13-2	MO-SIM	srgt environ	11/28/2012	Organic	2-Fluorophenol	n/a	=	32.5	µg/L	EPA 625	-88	-88			D,DF
2012/13-2	MO-SIM	srgt environ, rec	11/28/2012	Organic	2-Fluorophenol	n/a	=	33	%	EPA 625	-88	-88	6	96	D,DF
2012/13-2	MO-SIM	srgt environ	11/29/2012	Organic	2-Fluorophenol	n/a	=	3.05	µg/L	EPA 8270Cm	-88	-88			
2012/13-2	MO-SIM	srgt environ, rec	11/29/2012	Organic	2-Fluorophenol	n/a	=	30	%	EPA 8270Cm	-88	-88	24	82	
2012/13-2	MO-SPA	srgt environ	11/28/2012	Organic	2-Fluorophenol	n/a	=	23.8	µg/L	EPA 625	-88	-88			D,DF
2012/13-2	MO-SPA	srgt environ, rec	11/28/2012	Organic	2-Fluorophenol	n/a	=	25	%	EPA 625	-88	-88	6	96	D,DF
2012/13-2	MO-SPA	srgt environ	11/29/2012	Organic	2-Fluorophenol	n/a	=	2.56	µg/L	EPA 8270Cm	-88	-88			
2012/13-2	MO-SPA	srgt environ, rec	11/29/2012	Organic	2-Fluorophenol	n/a	=	26	%	EPA 8270Cm	-88	-88	24	82	
2012/13-2	MO-THO	srgt environ	11/28/2012	Organic	2-Fluorophenol	n/a	=	41.1	µg/L	EPA 625	-88	-88			
2012/13-2	MO-THO	srgt environ, rec	11/28/2012	Organic	2-Fluorophenol	n/a	=	41	%	EPA 625	-88	-88	6	96	
2012/13-2	MO-THO	srgt matrix spike	11/29/2012	Organic	2-Fluorophenol	n/a	=	3.9	µg/L	EPA 8270Cm	-88	-88			
2012/13-2	MO-THO	srgt matrix spike, rec	11/29/2012	Organic	2-Fluorophenol	n/a	=	39	%	EPA 8270Cm	-88	-88	24	82	
2012/13-2	MO-THO	srgt matrix spike dup	11/29/2012	Organic	2-Fluorophenol	n/a	=	3.45	µg/L	EPA 8270Cm	-88	-88			
2012/13-2	MO-THO	srgt matrix spike dup, rec	11/29/2012	Organic	2-Fluorophenol	n/a	=	34	%	EPA 8270Cm	-88	-88	24	82	
2012/13-2	MO-THO	srgt environ	11/29/2012	Organic	2-Fluorophenol	n/a	=	3.16	µg/L	EPA 8270Cm	-88	-88			
2012/13-2	MO-THO	srgt environ, rec	11/29/2012	Organic	2-Fluorophenol	n/a	=	32	%	EPA 8270Cm	-88	-88	24	82	
2012/13-2	MO-VEN	srgt environ	11/28/2012	Organic	2-Fluorophenol	n/a	=	23.2	µg/L	EPA 625	-88	-88			D,DF
2012/13-2	MO-VEN	srgt environ, rec	11/28/2012	Organic	2-Fluorophenol	n/a	=	23	%	EPA 625	-88	-88	6	96	D,DF

Appendix F
Laboratory QA/QC Analysis Results

Event ID	Site ID	QAQC Sample Type	Analysis Date	Classification	Constituent	Fraction	Sign	Result	Units	Method	MDL	RL	QA Limit		DQOComp
													Min	Max	
2012/13-2	MO-VEN	srgt environ	11/29/2012	Organic	2-Fluorophenol	n/a	=	3.08	µg/L	EPA 8270Cm	-88	-88			D,DF
2012/13-2	MO-VEN	srgt environ, rec	11/29/2012	Organic	2-Fluorophenol	n/a	=	29	%	EPA 8270Cm	-88	-88	24	82	D,DF
2012/13-2	Lab	method blank	11/28/2012	Organic	2-Methylnaphthalene	n/a	<	0.1	µg/L	EPA 8270Cm	0.1	0.1			
2012/13-2	Lab	method blank	11/29/2012	Organic	2-Methylphenol	n/a	<	0.34	µg/L	EPA 8270Cm	0.34	1			
2012/13-2	Lab	method blank	11/29/2012	Organic	2-Nitrophenol	n/a	<	0.71	µg/L	EPA 8270Cm	0.71	1			
2012/13-2	Lab	LCS	11/29/2012	Organic	2-Nitrophenol	n/a	=	5.62	µg/L	EPA 8270Cm	0.71	1			
2012/13-2	Lab	LCS, rec	11/29/2012	Organic	2-Nitrophenol	n/a	=	56	%	EPA 8270Cm	-88	-88	48	197	
2012/13-2	Lab	method blank	11/27/2012	Organic	3,3'-Dichlorobenzidine	n/a	<	1.2	µg/L	EPA 625	1.2	5			
2012/13-2	Lab	LCS	11/27/2012	Organic	3,3'-Dichlorobenzidine	n/a	=	33.4	µg/L	EPA 625	1.2	5			
2012/13-2	Lab	LCS, rec	11/27/2012	Organic	3,3'-Dichlorobenzidine	n/a	=	67	%	EPA 625	-88	-88	0.1	262	
2012/13-2	ME-SCR	matrix spike	11/27/2012	Organic	3,3'-Dichlorobenzidine	n/a	=	11.4	µg/L	EPA 625	1.2	5			
2012/13-2	ME-SCR	matrix spike, rec	11/27/2012	Organic	3,3'-Dichlorobenzidine	n/a	=	23	%	EPA 625	-88	-88	0.1	262	
2012/13-2	ME-SCR	matrix spike dup	11/27/2012	Organic	3,3'-Dichlorobenzidine	n/a	=	5.93	µg/L	EPA 625	1.2	5			
2012/13-2	ME-SCR	matrix spike dup, rec	11/27/2012	Organic	3,3'-Dichlorobenzidine	n/a	=	12	%	EPA 625	-88	-88	0.1	262	
2012/13-2	ME-SCR	matrix spike, RPD	11/27/2012	Organic	3,3'-Dichlorobenzidine	n/a	=	63	%	EPA 625	-88	-88	0	30	IL
2012/13-2	Lab	method blank	11/29/2012	Organic	3-/4-Methylphenol	n/a	<	0.3	µg/L	EPA 8270Cm	0.3	1			
2012/13-2	Lab	method blank	11/29/2012	Organic	4,6-Dinitro-2-methylphenol	n/a	<	0.14	µg/L	EPA 8270Cm	0.14	1			
2012/13-2	Lab	LCS	11/29/2012	Organic	4,6-Dinitro-2-methylphenol	n/a	=	7.37	µg/L	EPA 8270Cm	0.14	1			
2012/13-2	Lab	LCS, rec	11/29/2012	Organic	4,6-Dinitro-2-methylphenol	n/a	=	74	%	EPA 8270Cm	-88	-88	56	227	
2012/13-2	Lab	srgt LCS	11/27/2012	Organic	4-Bromofluorobenzene	n/a	=	10.9	µg/L	EPA 524.2	-88	-88			
2012/13-2	Lab	srgt LCS, rec	11/27/2012	Organic	4-Bromofluorobenzene	n/a	=	109	%	EPA 524.2	-88	-88	70	130	
2012/13-2	Lab	srgt LCS dup	11/27/2012	Organic	4-Bromofluorobenzene	n/a	=	11.3	µg/L	EPA 524.2	-88	-88			
2012/13-2	Lab	srgt LCS dup, rec	11/27/2012	Organic	4-Bromofluorobenzene	n/a	=	113	%	EPA 524.2	-88	-88	70	130	
2012/13-2	Lab	srgt method blank	11/27/2012	Organic	4-Bromofluorobenzene	n/a	=	8.35	µg/L	EPA 524.2	-88	-88			
2012/13-2	Lab	srgt method blank, rec	11/27/2012	Organic	4-Bromofluorobenzene	n/a	=	84	%	EPA 524.2	-88	-88	70	130	
2012/13-2	ME-CC	srgt environ	11/27/2012	Organic	4-Bromofluorobenzene	n/a	=	7.74	µg/L	EPA 524.2	-88	-88			
2012/13-2	ME-CC	srgt environ, rec	11/27/2012	Organic	4-Bromofluorobenzene	n/a	=	77	%	EPA 524.2	-88	-88	70	130	
2012/13-2	ME-SCR	srgt environ	11/27/2012	Organic	4-Bromofluorobenzene	n/a	=	7.85	µg/L	EPA 524.2	-88	-88			
2012/13-2	ME-SCR	srgt environ, rec	11/27/2012	Organic	4-Bromofluorobenzene	n/a	=	78	%	EPA 524.2	-88	-88	70	130	
2012/13-2	ME-VR2	srgt environ	11/27/2012	Organic	4-Bromofluorobenzene	n/a	=	7.87	µg/L	EPA 524.2	-88	-88			
2012/13-2	ME-VR2	srgt environ, rec	11/27/2012	Organic	4-Bromofluorobenzene	n/a	=	79	%	EPA 524.2	-88	-88	70	130	
2012/13-2	MO-CAM	srgt environ	11/27/2012	Organic	4-Bromofluorobenzene	n/a	=	8.01	µg/L	EPA 524.2	-88	-88			
2012/13-2	MO-CAM	srgt environ, rec	11/27/2012	Organic	4-Bromofluorobenzene	n/a	=	80	%	EPA 524.2	-88	-88	70	130	
2012/13-2	MO-CAM	srgt field duplicate	11/27/2012	Organic	4-Bromofluorobenzene	n/a	=	7.92	µg/L	EPA 524.2	-88	-88			
2012/13-2	MO-CAM	srgt field duplicate, rec	11/27/2012	Organic	4-Bromofluorobenzene	n/a	=	79	%	EPA 524.2	-88	-88	70	130	
2012/13-2	MO-FIL	srgt environ	11/27/2012	Organic	4-Bromofluorobenzene	n/a	=	8.43	µg/L	EPA 524.2	-88	-88			
2012/13-2	MO-FIL	srgt environ, rec	11/27/2012	Organic	4-Bromofluorobenzene	n/a	=	84	%	EPA 524.2	-88	-88	70	130	
2012/13-2	MO-HUE	srgt environ	11/27/2012	Organic	4-Bromofluorobenzene	n/a	=	8.05	µg/L	EPA 524.2	-88	-88			
2012/13-2	MO-HUE	srgt environ, rec	11/27/2012	Organic	4-Bromofluorobenzene	n/a	=	80	%	EPA 524.2	-88	-88	70	130	
2012/13-2	MO-MEI	srgt environ	11/27/2012	Organic	4-Bromofluorobenzene	n/a	=	8.47	µg/L	EPA 524.2	-88	-88			
2012/13-2	MO-MEI	srgt environ, rec	11/27/2012	Organic	4-Bromofluorobenzene	n/a	=	85	%	EPA 524.2	-88	-88	70	130	
2012/13-2	MO-MPK	srgt environ	11/27/2012	Organic	4-Bromofluorobenzene	n/a	=	8.2	µg/L	EPA 524.2	-88	-88			
2012/13-2	MO-MPK	srgt environ, rec	11/27/2012	Organic	4-Bromofluorobenzene	n/a	=	82	%	EPA 524.2	-88	-88	70	130	
2012/13-2	MO-OJA	srgt environ	11/27/2012	Organic	4-Bromofluorobenzene	n/a	=	8.14	µg/L	EPA 524.2	-88	-88			
2012/13-2	MO-OJA	srgt environ, rec	11/27/2012	Organic	4-Bromofluorobenzene	n/a	=	81	%	EPA 524.2	-88	-88	70	130	
2012/13-2	MO-OXN	srgt environ	11/27/2012	Organic	4-Bromofluorobenzene	n/a	=	8.46	µg/L	EPA 524.2	-88	-88			
2012/13-2	MO-OXN	srgt environ, rec	11/27/2012	Organic	4-Bromofluorobenzene	n/a	=	85	%	EPA 524.2	-88	-88	70	130	

Appendix F
Laboratory QA/QC Analysis Results

Event ID	Site ID	QAQC Sample Type	Analysis Date	Classification	Constituent	Fraction	Sign	Result	Units	Method	MDL	RL	QA Limit		DQOComp
													Min	Max	
2012/13-2	MO-SIM	srgt environ	11/27/2012	Organic	4-Bromofluorobenzene	n/a	=	8.39	µg/L	EPA 524.2	-88	-88			
2012/13-2	MO-SIM	srgt environ, rec	11/27/2012	Organic	4-Bromofluorobenzene	n/a	=	84	%	EPA 524.2	-88	-88	70	130	
2012/13-2	MO-SPA	srgt environ	11/27/2012	Organic	4-Bromofluorobenzene	n/a	=	8.29	µg/L	EPA 524.2	-88	-88			
2012/13-2	MO-SPA	srgt environ, rec	11/27/2012	Organic	4-Bromofluorobenzene	n/a	=	83	%	EPA 524.2	-88	-88	70	130	
2012/13-2	MO-THO	srgt environ	11/27/2012	Organic	4-Bromofluorobenzene	n/a	=	7.95	µg/L	EPA 524.2	-88	-88			
2012/13-2	MO-THO	srgt environ, rec	11/27/2012	Organic	4-Bromofluorobenzene	n/a	=	80	%	EPA 524.2	-88	-88	70	130	
2012/13-2	MO-VEN	srgt environ	11/27/2012	Organic	4-Bromofluorobenzene	n/a	=	7.99	µg/L	EPA 524.2	-88	-88			
2012/13-2	MO-VEN	srgt environ, rec	11/27/2012	Organic	4-Bromofluorobenzene	n/a	=	80	%	EPA 524.2	-88	-88	70	130	
2012/13-2	Lab	method blank	11/27/2012	Organic	4-Bromophenyl phenyl ether	n/a	<	0.36	µg/L	EPA 625	0.36	1			
2012/13-2	Lab	LCS	11/27/2012	Organic	4-Bromophenyl phenyl ether	n/a	=	30.2	µg/L	EPA 625	0.36	1			
2012/13-2	Lab	LCS, rec	11/27/2012	Organic	4-Bromophenyl phenyl ether	n/a	=	60	%	EPA 625	-88	-88	56	127	
2012/13-2	ME-SCR	matrix spike	11/27/2012	Organic	4-Bromophenyl phenyl ether	n/a	=	31.5	µg/L	EPA 625	0.36	1			
2012/13-2	ME-SCR	matrix spike, rec	11/27/2012	Organic	4-Bromophenyl phenyl ether	n/a	=	63	%	EPA 625	-88	-88	56	127	
2012/13-2	ME-SCR	matrix spike dup	11/27/2012	Organic	4-Bromophenyl phenyl ether	n/a	=	28.5	µg/L	EPA 625	0.36	1			
2012/13-2	ME-SCR	matrix spike dup, rec	11/27/2012	Organic	4-Bromophenyl phenyl ether	n/a	=	57	%	EPA 625	-88	-88	56	127	
2012/13-2	ME-SCR	matrix spike, RPD	11/27/2012	Organic	4-Bromophenyl phenyl ether	n/a	=	10	%	EPA 625	-88	-88	0	30	
2012/13-2	Lab	method blank	11/29/2012	Organic	4-Chloro-3-methylphenol	n/a	<	0.37	µg/L	EPA 8270Cm	0.37	1			
2012/13-2	Lab	LCS	11/29/2012	Organic	4-Chloro-3-methylphenol	n/a	=	5.41	µg/L	EPA 8270Cm	0.37	1			
2012/13-2	Lab	LCS, rec	11/29/2012	Organic	4-Chloro-3-methylphenol	n/a	=	54	%	EPA 8270Cm	-88	-88	51	112	
2012/13-2	MO-THO	matrix spike	11/29/2012	Organic	4-Chloro-3-methylphenol	n/a	=	5.2	µg/L	EPA 8270Cm	0.37	1			
2012/13-2	MO-THO	matrix spike, rec	11/29/2012	Organic	4-Chloro-3-methylphenol	n/a	=	52	%	EPA 8270Cm	-88	-88	39	121	
2012/13-2	MO-THO	matrix spike dup	11/29/2012	Organic	4-Chloro-3-methylphenol	n/a	=	4.52	µg/L	EPA 8270Cm	0.37	1			
2012/13-2	MO-THO	matrix spike dup, rec	11/29/2012	Organic	4-Chloro-3-methylphenol	n/a	=	45	%	EPA 8270Cm	-88	-88	39	121	
2012/13-2	MO-THO	matrix spike, RPD	11/29/2012	Organic	4-Chloro-3-methylphenol	n/a	=	14	%	EPA 8270Cm	-88	-88	0	30	
2012/13-2	Lab	method blank	11/27/2012	Organic	4-Chlorophenyl phenyl ether	n/a	<	0.41	µg/L	EPA 625	0.41	1			
2012/13-2	Lab	LCS	11/27/2012	Organic	4-Chlorophenyl phenyl ether	n/a	=	34.7	µg/L	EPA 625	0.41	1			
2012/13-2	Lab	LCS, rec	11/27/2012	Organic	4-Chlorophenyl phenyl ether	n/a	=	69	%	EPA 625	-88	-88	25	158	
2012/13-2	ME-SCR	matrix spike	11/27/2012	Organic	4-Chlorophenyl phenyl ether	n/a	=	37.2	µg/L	EPA 625	0.41	1			
2012/13-2	ME-SCR	matrix spike, rec	11/27/2012	Organic	4-Chlorophenyl phenyl ether	n/a	=	74	%	EPA 625	-88	-88	25	158	
2012/13-2	ME-SCR	matrix spike dup	11/27/2012	Organic	4-Chlorophenyl phenyl ether	n/a	=	33.5	µg/L	EPA 625	0.41	1			
2012/13-2	ME-SCR	matrix spike dup, rec	11/27/2012	Organic	4-Chlorophenyl phenyl ether	n/a	=	67	%	EPA 625	-88	-88	25	158	
2012/13-2	ME-SCR	matrix spike, RPD	11/27/2012	Organic	4-Chlorophenyl phenyl ether	n/a	=	10	%	EPA 625	-88	-88	0	30	
2012/13-2	Lab	method blank	11/29/2012	Organic	4-Nitrophenol	n/a	<	1	µg/L	EPA 8270Cm	1	2			
2012/13-2	Lab	LCS	11/29/2012	Organic	4-Nitrophenol	n/a	=	2.31	µg/L	EPA 8270Cm	1	2			
2012/13-2	Lab	LCS, rec	11/29/2012	Organic	4-Nitrophenol	n/a	=	23	%	EPA 8270Cm	-88	-88	15	73	
2012/13-2	MO-THO	matrix spike	11/29/2012	Organic	4-Nitrophenol	n/a	=	4.03	µg/L	EPA 8270Cm	1	2			
2012/13-2	MO-THO	matrix spike, rec	11/29/2012	Organic	4-Nitrophenol	n/a	=	40	%	EPA 8270Cm	-88	-88	1	65	
2012/13-2	MO-THO	matrix spike dup	11/29/2012	Organic	4-Nitrophenol	n/a	=	3.15	µg/L	EPA 8270Cm	1	2			
2012/13-2	MO-THO	matrix spike dup, rec	11/29/2012	Organic	4-Nitrophenol	n/a	=	32	%	EPA 8270Cm	-88	-88	1	65	
2012/13-2	MO-THO	matrix spike, RPD	11/29/2012	Organic	4-Nitrophenol	n/a	=	25	%	EPA 8270Cm	-88	-88	0	30	
2012/13-2	Lab	method blank	11/28/2012	Organic	Acenaphthene	n/a	<	0.1	µg/L	EPA 8270Cm	0.1	0.1			
2012/13-2	Lab	LCS	11/28/2012	Organic	Acenaphthene	n/a	=	3.71	µg/L	EPA 8270Cm	0.1	0.1			EUM
2012/13-2	Lab	LCS, rec	11/28/2012	Organic	Acenaphthene	n/a	=	37	%	EPA 8270Cm	-88	-88	47	145	EUM
2012/13-2	MO-THO	matrix spike	11/28/2012	Organic	Acenaphthene	n/a	=	4.14	µg/L	EPA 8270Cm	0.1	0.1			GB
2012/13-2	MO-THO	matrix spike, rec	11/28/2012	Organic	Acenaphthene	n/a	=	41	%	EPA 8270Cm	-88	-88	47	145	GB
2012/13-2	MO-THO	matrix spike dup	11/28/2012	Organic	Acenaphthene	n/a	=	4.17	µg/L	EPA 8270Cm	0.1	0.1			GB
2012/13-2	MO-THO	matrix spike dup, rec	11/28/2012	Organic	Acenaphthene	n/a	=	42	%	EPA 8270Cm	-88	-88	47	145	GB

Appendix F
Laboratory QA/QC Analysis Results

Event ID	Site ID	QAQC Sample Type	Analysis Date	Classification	Constituent	Fraction	Sign	Result	Units	Method	MDL	RL	QA Limit		DQOComp
													Min	Max	
2012/13-2	MO-THO	matrix spike, RPD	11/28/2012	Organic	Acenaphthene	n/a	=	0.8	%	EPA 8270Cm	-88	-88	0	30	GB
2012/13-2	Lab	method blank	11/28/2012	Organic	Acenaphthylene	n/a	<	0.1	µg/L	EPA 8270Cm	0.1	0.1			
2012/13-2	Lab	LCS	11/28/2012	Organic	Acenaphthylene	n/a	=	4.58	µg/L	EPA 8270Cm	0.1	0.1			
2012/13-2	Lab	LCS, rec	11/28/2012	Organic	Acenaphthylene	n/a	=	46	%	EPA 8270Cm	-88	-88	33	145	
2012/13-2	MO-THO	matrix spike	11/28/2012	Organic	Acenaphthylene	n/a	=	5.13	µg/L	EPA 8270Cm	0.1	0.1			
2012/13-2	MO-THO	matrix spike, rec	11/28/2012	Organic	Acenaphthylene	n/a	=	51	%	EPA 8270Cm	-88	-88	33	145	
2012/13-2	MO-THO	matrix spike dup	11/28/2012	Organic	Acenaphthylene	n/a	=	5.03	µg/L	EPA 8270Cm	0.1	0.1			
2012/13-2	MO-THO	matrix spike dup, rec	11/28/2012	Organic	Acenaphthylene	n/a	=	50	%	EPA 8270Cm	-88	-88	33	145	
2012/13-2	MO-THO	matrix spike, RPD	11/28/2012	Organic	Acenaphthylene	n/a	=	2	%	EPA 8270Cm	-88	-88	0	30	
2012/13-2	Lab	method blank	11/28/2012	Organic	Anthracene	n/a	<	0.1	µg/L	EPA 8270Cm	0.1	0.1			
2012/13-2	Lab	LCS	11/28/2012	Organic	Anthracene	n/a	=	4.26	µg/L	EPA 8270Cm	0.1	0.1			
2012/13-2	Lab	LCS, rec	11/28/2012	Organic	Anthracene	n/a	=	43	%	EPA 8270Cm	-88	-88	27	133	
2012/13-2	MO-THO	matrix spike	11/28/2012	Organic	Anthracene	n/a	=	4.05	µg/L	EPA 8270Cm	0.1	0.1			
2012/13-2	MO-THO	matrix spike, rec	11/28/2012	Organic	Anthracene	n/a	=	40	%	EPA 8270Cm	-88	-88	27	133	
2012/13-2	MO-THO	matrix spike dup	11/28/2012	Organic	Anthracene	n/a	=	3.87	µg/L	EPA 8270Cm	0.1	0.1			
2012/13-2	MO-THO	matrix spike dup, rec	11/28/2012	Organic	Anthracene	n/a	=	39	%	EPA 8270Cm	-88	-88	27	133	
2012/13-2	MO-THO	matrix spike, RPD	11/28/2012	Organic	Anthracene	n/a	=	4	%	EPA 8270Cm	-88	-88	0	30	
2012/13-2	Lab	method blank	11/28/2012	Organic	Benz(a)anthracene	n/a	<	0.1	µg/L	EPA 8270Cm	0.1	0.1			
2012/13-2	Lab	LCS	11/28/2012	Organic	Benz(a)anthracene	n/a	=	5.07	µg/L	EPA 8270Cm	0.1	0.1			
2012/13-2	Lab	LCS, rec	11/28/2012	Organic	Benz(a)anthracene	n/a	=	51	%	EPA 8270Cm	-88	-88	33	143	
2012/13-2	MO-THO	matrix spike	11/28/2012	Organic	Benz(a)anthracene	n/a	=	3.36	µg/L	EPA 8270Cm	0.1	0.1			
2012/13-2	MO-THO	matrix spike, rec	11/28/2012	Organic	Benz(a)anthracene	n/a	=	34	%	EPA 8270Cm	-88	-88	33	143	
2012/13-2	MO-THO	matrix spike dup	11/28/2012	Organic	Benz(a)anthracene	n/a	=	2.09	µg/L	EPA 8270Cm	0.1	0.1			GB
2012/13-2	MO-THO	matrix spike dup, rec	11/28/2012	Organic	Benz(a)anthracene	n/a	=	21	%	EPA 8270Cm	-88	-88	33	143	GB
2012/13-2	MO-THO	matrix spike, RPD	11/28/2012	Organic	Benz(a)anthracene	n/a	=	46	%	EPA 8270Cm	-88	-88	0	30	GB,IL
2012/13-2	Lab	method blank	11/27/2012	Organic	Benzidine	n/a	<	3.7	µg/L	EPA 625	3.7	10			
2012/13-2	Lab	method blank	12/3/2012	Organic	Benzo(a)pyrene	n/a	<	0.07	µg/L	EPA 525.2	0.07	0.1			
2012/13-2	Lab	LCS	12/3/2012	Organic	Benzo(a)pyrene	n/a	=	3.76	µg/L	EPA 525.2	0.07	0.1			
2012/13-2	Lab	LCS, rec	12/3/2012	Organic	Benzo(a)pyrene	n/a	=	75	%	EPA 525.2	-88	-88	54	136	
2012/13-2	Lab	method blank	12/5/2012	Organic	Benzo(a)pyrene	n/a	<	0.07	µg/L	EPA 525.2	0.07	0.1			
2012/13-2	Lab	LCS	12/5/2012	Organic	Benzo(a)pyrene	n/a	=	3.03	µg/L	EPA 525.2	0.07	0.1			
2012/13-2	Lab	LCS, rec	12/5/2012	Organic	Benzo(a)pyrene	n/a	=	61	%	EPA 525.2	-88	-88	54	136	
2012/13-2	ME-SCR	matrix spike	12/3/2012	Organic	Benzo(a)pyrene	n/a	=	2.99	µg/L	EPA 525.2	0.07	0.1			
2012/13-2	ME-SCR	matrix spike, rec	12/3/2012	Organic	Benzo(a)pyrene	n/a	=	60	%	EPA 525.2	-88	-88	29	153	
2012/13-2	ME-SCR	matrix spike dup	12/3/2012	Organic	Benzo(a)pyrene	n/a	=	3.25	µg/L	EPA 525.2	0.07	0.1			
2012/13-2	ME-SCR	matrix spike dup, rec	12/3/2012	Organic	Benzo(a)pyrene	n/a	=	65	%	EPA 525.2	-88	-88	29	153	
2012/13-2	ME-SCR	matrix spike, RPD	12/3/2012	Organic	Benzo(a)pyrene	n/a	=	8	%	EPA 525.2	-88	-88	0	30	
2012/13-2	MO-OXN	matrix spike	12/5/2012	Organic	Benzo(a)pyrene	n/a	=	2.07	µg/L	EPA 525.2	0.07	0.1			
2012/13-2	MO-OXN	matrix spike, rec	12/5/2012	Organic	Benzo(a)pyrene	n/a	=	41	%	EPA 525.2	-88	-88	29	153	
2012/13-2	MO-OXN	matrix spike dup	12/5/2012	Organic	Benzo(a)pyrene	n/a	=	1.6	µg/L	EPA 525.2	0.07	0.1			
2012/13-2	MO-OXN	matrix spike dup, rec	12/5/2012	Organic	Benzo(a)pyrene	n/a	=	32	%	EPA 525.2	-88	-88	29	153	
2012/13-2	MO-OXN	matrix spike, RPD	12/5/2012	Organic	Benzo(a)pyrene	n/a	=	26	%	EPA 525.2	-88	-88	0	30	
2012/13-2	Lab	method blank	11/28/2012	Organic	Benzo(b)fluoranthene	n/a	<	0.1	µg/L	EPA 8270Cm	0.1	0.1			
2012/13-2	Lab	LCS	11/28/2012	Organic	Benzo(b)fluoranthene	n/a	=	4.3	µg/L	EPA 8270Cm	0.1	0.1			
2012/13-2	Lab	LCS, rec	11/28/2012	Organic	Benzo(b)fluoranthene	n/a	=	43	%	EPA 8270Cm	-88	-88	24	159	
2012/13-2	MO-THO	matrix spike	11/28/2012	Organic	Benzo(b)fluoranthene	n/a	=	4.37	µg/L	EPA 8270Cm	0.1	0.1			
2012/13-2	MO-THO	matrix spike, rec	11/28/2012	Organic	Benzo(b)fluoranthene	n/a	=	44	%	EPA 8270Cm	-88	-88	24	159	

Appendix F
Laboratory QA/QC Analysis Results

Event ID	Site ID	QAQC Sample Type	Analysis Date	Classification	Constituent	Fraction	Sign	Result	Units	Method	MDL	RL	QA Limit		DQOComp
													Min	Max	
2012/13-2	MO-THO	matrix spike dup	11/28/2012	Organic	Benzo(b)fluoranthene	n/a	=	3.98	µg/L	EPA 8270Cm	0.1	0.1			
2012/13-2	MO-THO	matrix spike dup, rec	11/28/2012	Organic	Benzo(b)fluoranthene	n/a	=	40	%	EPA 8270Cm	-88	-88	24	159	
2012/13-2	MO-THO	matrix spike, RPD	11/28/2012	Organic	Benzo(b)fluoranthene	n/a	=	9	%	EPA 8270Cm	-88	-88	0	30	
2012/13-2	Lab	method blank	11/28/2012	Organic	Benzo(g,h,i)perylene	n/a	<	0.1	µg/L	EPA 8270Cm	0.1	0.1			
2012/13-2	Lab	LCS	11/28/2012	Organic	Benzo(g,h,i)perylene	n/a	=	3.84	µg/L	EPA 8270Cm	0.1	0.1			
2012/13-2	Lab	LCS, rec	11/28/2012	Organic	Benzo(g,h,i)perylene	n/a	=	38	%	EPA 8270Cm	-88	-88	0.1	219	
2012/13-2	MO-THO	matrix spike	11/28/2012	Organic	Benzo(g,h,i)perylene	n/a	=	5.65	µg/L	EPA 8270Cm	0.1	0.1			
2012/13-2	MO-THO	matrix spike, rec	11/28/2012	Organic	Benzo(g,h,i)perylene	n/a	=	57	%	EPA 8270Cm	-88	-88	0.1	219	
2012/13-2	MO-THO	matrix spike dup	11/28/2012	Organic	Benzo(g,h,i)perylene	n/a	=	5.25	µg/L	EPA 8270Cm	0.1	0.1			
2012/13-2	MO-THO	matrix spike dup, rec	11/28/2012	Organic	Benzo(g,h,i)perylene	n/a	=	53	%	EPA 8270Cm	-88	-88	0.1	219	
2012/13-2	MO-THO	matrix spike, RPD	11/28/2012	Organic	Benzo(g,h,i)perylene	n/a	=	7	%	EPA 8270Cm	-88	-88	0	30	
2012/13-2	Lab	method blank	11/28/2012	Organic	Benzo(k)fluoranthene	n/a	<	0.1	µg/L	EPA 8270Cm	0.1	0.1			
2012/13-2	Lab	LCS	11/28/2012	Organic	Benzo(k)fluoranthene	n/a	=	4.5	µg/L	EPA 8270Cm	0.1	0.1			
2012/13-2	Lab	LCS, rec	11/28/2012	Organic	Benzo(k)fluoranthene	n/a	=	45	%	EPA 8270Cm	-88	-88	11	162	
2012/13-2	MO-THO	matrix spike	11/28/2012	Organic	Benzo(k)fluoranthene	n/a	=	4.34	µg/L	EPA 8270Cm	0.1	0.1			
2012/13-2	MO-THO	matrix spike, rec	11/28/2012	Organic	Benzo(k)fluoranthene	n/a	=	43	%	EPA 8270Cm	-88	-88	11	162	
2012/13-2	MO-THO	matrix spike dup	11/28/2012	Organic	Benzo(k)fluoranthene	n/a	=	3.95	µg/L	EPA 8270Cm	0.1	0.1			
2012/13-2	MO-THO	matrix spike dup, rec	11/28/2012	Organic	Benzo(k)fluoranthene	n/a	=	39	%	EPA 8270Cm	-88	-88	11	162	
2012/13-2	MO-THO	matrix spike, RPD	11/28/2012	Organic	Benzo(k)fluoranthene	n/a	=	10	%	EPA 8270Cm	-88	-88	0	30	
2012/13-2	Lab	method blank	11/27/2012	Organic	Bis(2-chloroethoxy)methane	n/a	<	0.25	µg/L	EPA 625	0.25	1			
2012/13-2	Lab	LCS	11/27/2012	Organic	Bis(2-chloroethoxy)methane	n/a	=	34.2	µg/L	EPA 625	0.25	1			
2012/13-2	Lab	LCS, rec	11/27/2012	Organic	Bis(2-chloroethoxy)methane	n/a	=	68	%	EPA 625	-88	-88	33	184	
2012/13-2	ME-SCR	matrix spike	11/27/2012	Organic	Bis(2-chloroethoxy)methane	n/a	=	36.8	µg/L	EPA 625	0.25	1			
2012/13-2	ME-SCR	matrix spike, rec	11/27/2012	Organic	Bis(2-chloroethoxy)methane	n/a	=	74	%	EPA 625	-88	-88	33	184	
2012/13-2	ME-SCR	matrix spike dup	11/27/2012	Organic	Bis(2-chloroethoxy)methane	n/a	=	35.1	µg/L	EPA 625	0.25	1			
2012/13-2	ME-SCR	matrix spike dup, rec	11/27/2012	Organic	Bis(2-chloroethoxy)methane	n/a	=	70	%	EPA 625	-88	-88	33	184	
2012/13-2	ME-SCR	matrix spike, RPD	11/27/2012	Organic	Bis(2-chloroethoxy)methane	n/a	=	5	%	EPA 625	-88	-88	0	30	
2012/13-2	Lab	method blank	11/27/2012	Organic	Bis(2-chloroethyl)ether	n/a	<	0.27	µg/L	EPA 625	0.27	1			
2012/13-2	Lab	LCS	11/27/2012	Organic	Bis(2-chloroethyl)ether	n/a	=	29	µg/L	EPA 625	0.27	1			
2012/13-2	Lab	LCS, rec	11/27/2012	Organic	Bis(2-chloroethyl)ether	n/a	=	58	%	EPA 625	-88	-88	12	158	
2012/13-2	ME-SCR	matrix spike	11/27/2012	Organic	Bis(2-chloroethyl)ether	n/a	=	30.5	µg/L	EPA 625	0.27	1			
2012/13-2	ME-SCR	matrix spike, rec	11/27/2012	Organic	Bis(2-chloroethyl)ether	n/a	=	61	%	EPA 625	-88	-88	12	158	
2012/13-2	ME-SCR	matrix spike dup	11/27/2012	Organic	Bis(2-chloroethyl)ether	n/a	=	32.1	µg/L	EPA 625	0.27	1			
2012/13-2	ME-SCR	matrix spike dup, rec	11/27/2012	Organic	Bis(2-chloroethyl)ether	n/a	=	64	%	EPA 625	-88	-88	12	158	
2012/13-2	ME-SCR	matrix spike, RPD	11/27/2012	Organic	Bis(2-chloroethyl)ether	n/a	=	5	%	EPA 625	-88	-88	0	30	
2012/13-2	Lab	method blank	11/27/2012	Organic	Bis(2-chloroisopropyl)ether	n/a	<	0.38	µg/L	EPA 625	0.38	1			
2012/13-2	Lab	LCS	11/27/2012	Organic	Bis(2-chloroisopropyl)ether	n/a	=	36.8	µg/L	EPA 625	0.38	1			
2012/13-2	Lab	LCS, rec	11/27/2012	Organic	Bis(2-chloroisopropyl)ether	n/a	=	74	%	EPA 625	-88	-88	36	166	
2012/13-2	ME-SCR	matrix spike	11/27/2012	Organic	Bis(2-chloroisopropyl)ether	n/a	=	37.6	µg/L	EPA 625	0.38	1			
2012/13-2	ME-SCR	matrix spike, rec	11/27/2012	Organic	Bis(2-chloroisopropyl)ether	n/a	=	75	%	EPA 625	-88	-88	36	166	
2012/13-2	ME-SCR	matrix spike dup	11/27/2012	Organic	Bis(2-chloroisopropyl)ether	n/a	=	38.6	µg/L	EPA 625	0.38	1			
2012/13-2	ME-SCR	matrix spike dup, rec	11/27/2012	Organic	Bis(2-chloroisopropyl)ether	n/a	=	77	%	EPA 625	-88	-88	36	166	
2012/13-2	ME-SCR	matrix spike, RPD	11/27/2012	Organic	Bis(2-chloroisopropyl)ether	n/a	=	3	%	EPA 625	-88	-88	0	30	
2012/13-2	Lab	method blank	12/3/2012	Organic	Bis(2-ethylhexyl)adipate	n/a	<	0.1	µg/L	EPA 525.2	0.1	5			
2012/13-2	Lab	LCS	12/3/2012	Organic	Bis(2-ethylhexyl)adipate	n/a	=	6.72	µg/L	EPA 525.2	0.1	5			
2012/13-2	Lab	LCS, rec	12/3/2012	Organic	Bis(2-ethylhexyl)adipate	n/a	=	134	%	EPA 525.2	-88	-88	50	145	
2012/13-2	Lab	method blank	12/5/2012	Organic	Bis(2-ethylhexyl)adipate	n/a	<	0.1	µg/L	EPA 525.2	0.1	5			

Appendix F
Laboratory QA/QC Analysis Results

Event ID	Site ID	QAQC Sample Type	Analysis Date	Classification	Constituent	Fraction	Sign	Result	Units	Method	MDL	RL	QA Limit		DQOComp
													Min	Max	
2012/13-2	Lab	LCS	12/5/2012	Organic	Bis(2-ethylhexyl)adipate	n/a	=	6.51	µg/L	EPA 525.2	0.1	5			
2012/13-2	Lab	LCS, rec	12/5/2012	Organic	Bis(2-ethylhexyl)adipate	n/a	=	130	%	EPA 525.2	-88	-88	50	145	
2012/13-2	ME-SCR	matrix spike	12/3/2012	Organic	Bis(2-ethylhexyl)adipate	n/a	=	6.26	µg/L	EPA 525.2	0.1	5			
2012/13-2	ME-SCR	matrix spike, rec	12/3/2012	Organic	Bis(2-ethylhexyl)adipate	n/a	=	125	%	EPA 525.2	-88	-88	28	147	
2012/13-2	ME-SCR	matrix spike dup	12/3/2012	Organic	Bis(2-ethylhexyl)adipate	n/a	=	6.43	µg/L	EPA 525.2	0.1	5			
2012/13-2	ME-SCR	matrix spike dup, rec	12/3/2012	Organic	Bis(2-ethylhexyl)adipate	n/a	=	129	%	EPA 525.2	-88	-88	28	147	
2012/13-2	ME-SCR	matrix spike, RPD	12/3/2012	Organic	Bis(2-ethylhexyl)adipate	n/a	=	3	%	EPA 525.2	-88	-88	0	30	
2012/13-2	MO-OXN	matrix spike	12/5/2012	Organic	Bis(2-ethylhexyl)adipate	n/a	=	5.56	µg/L	EPA 525.2	0.1	5			
2012/13-2	MO-OXN	matrix spike, rec	12/5/2012	Organic	Bis(2-ethylhexyl)adipate	n/a	=	111	%	EPA 525.2	-88	-88	28	147	
2012/13-2	MO-OXN	matrix spike dup	12/5/2012	Organic	Bis(2-ethylhexyl)adipate	n/a	=	5.07	µg/L	EPA 525.2	0.1	5			
2012/13-2	MO-OXN	matrix spike dup, rec	12/5/2012	Organic	Bis(2-ethylhexyl)adipate	n/a	=	101	%	EPA 525.2	-88	-88	28	147	
2012/13-2	MO-OXN	matrix spike, RPD	12/5/2012	Organic	Bis(2-ethylhexyl)adipate	n/a	=	9	%	EPA 525.2	-88	-88	0	30	
2012/13-2	Lab	method blank	12/3/2012	Organic	Bis(2-ethylhexyl)phthalate	n/a	DNQ	1.78	µg/L	EPA 525.2	1.1	3			IP,J
2012/13-2	Lab	LCS	12/3/2012	Organic	Bis(2-ethylhexyl)phthalate	n/a	=	5.63	µg/L	EPA 525.2	1.1	3			
2012/13-2	Lab	LCS, rec	12/3/2012	Organic	Bis(2-ethylhexyl)phthalate	n/a	=	113	%	EPA 525.2	-88	-88	54	142	
2012/13-2	Lab	method blank	12/5/2012	Organic	Bis(2-ethylhexyl)phthalate	n/a	<	1.1	µg/L	EPA 525.2	1.1	3			
2012/13-2	Lab	LCS	12/5/2012	Organic	Bis(2-ethylhexyl)phthalate	n/a	=	5.56	µg/L	EPA 525.2	1.1	3			
2012/13-2	Lab	LCS, rec	12/5/2012	Organic	Bis(2-ethylhexyl)phthalate	n/a	=	111	%	EPA 525.2	-88	-88	54	142	
2012/13-2	ME-SCR	matrix spike	12/3/2012	Organic	Bis(2-ethylhexyl)phthalate	n/a	=	4.94	µg/L	EPA 525.2	1.1	3			
2012/13-2	ME-SCR	matrix spike, rec	12/3/2012	Organic	Bis(2-ethylhexyl)phthalate	n/a	=	99	%	EPA 525.2	-88	-88	23	154	
2012/13-2	ME-SCR	matrix spike dup	12/3/2012	Organic	Bis(2-ethylhexyl)phthalate	n/a	=	5.38	µg/L	EPA 525.2	1.1	3			
2012/13-2	ME-SCR	matrix spike dup, rec	12/3/2012	Organic	Bis(2-ethylhexyl)phthalate	n/a	=	108	%	EPA 525.2	-88	-88	23	154	
2012/13-2	ME-SCR	matrix spike, RPD	12/3/2012	Organic	Bis(2-ethylhexyl)phthalate	n/a	=	9	%	EPA 525.2	-88	-88	0	30	
2012/13-2	MO-OXN	matrix spike	12/5/2012	Organic	Bis(2-ethylhexyl)phthalate	n/a	=	5.32	µg/L	EPA 525.2	1.1	3			
2012/13-2	MO-OXN	matrix spike, rec	12/5/2012	Organic	Bis(2-ethylhexyl)phthalate	n/a	=	106	%	EPA 525.2	-88	-88	23	154	
2012/13-2	MO-OXN	matrix spike dup	12/5/2012	Organic	Bis(2-ethylhexyl)phthalate	n/a	=	4.89	µg/L	EPA 525.2	1.1	3			
2012/13-2	MO-OXN	matrix spike dup, rec	12/5/2012	Organic	Bis(2-ethylhexyl)phthalate	n/a	=	98	%	EPA 525.2	-88	-88	23	154	
2012/13-2	MO-OXN	matrix spike, RPD	12/5/2012	Organic	Bis(2-ethylhexyl)phthalate	n/a	=	8	%	EPA 525.2	-88	-88	0	30	
2012/13-2	Lab	method blank	11/27/2012	Organic	Butyl benzyl phthalate	n/a	<	0.18	µg/L	EPA 625	0.18	1			
2012/13-2	Lab	LCS	11/27/2012	Organic	Butyl benzyl phthalate	n/a	=	39	µg/L	EPA 625	0.18	1			
2012/13-2	Lab	LCS, rec	11/27/2012	Organic	Butyl benzyl phthalate	n/a	=	78	%	EPA 625	-88	-88	0.1	152	
2012/13-2	ME-SCR	matrix spike	11/27/2012	Organic	Butyl benzyl phthalate	n/a	=	41.6	µg/L	EPA 625	0.18	1			
2012/13-2	ME-SCR	matrix spike, rec	11/27/2012	Organic	Butyl benzyl phthalate	n/a	=	83	%	EPA 625	-88	-88	0.1	152	
2012/13-2	ME-SCR	matrix spike dup	11/27/2012	Organic	Butyl benzyl phthalate	n/a	=	38	µg/L	EPA 625	0.18	1			
2012/13-2	ME-SCR	matrix spike dup, rec	11/27/2012	Organic	Butyl benzyl phthalate	n/a	=	76	%	EPA 625	-88	-88	0.1	152	
2012/13-2	ME-SCR	matrix spike, RPD	11/27/2012	Organic	Butyl benzyl phthalate	n/a	=	9	%	EPA 625	-88	-88	0	30	
2012/13-2	Lab	method blank	11/28/2012	Organic	Chrysene	n/a	<	0.1	µg/L	EPA 8270Cm	0.1	0.1			
2012/13-2	Lab	LCS	11/28/2012	Organic	Chrysene	n/a	=	5.94	µg/L	EPA 8270Cm	0.1	0.1			
2012/13-2	Lab	LCS, rec	11/28/2012	Organic	Chrysene	n/a	=	59	%	EPA 8270Cm	-88	-88	17	168	
2012/13-2	MO-THO	matrix spike	11/28/2012	Organic	Chrysene	n/a	=	5.7	µg/L	EPA 8270Cm	0.1	0.1			
2012/13-2	MO-THO	matrix spike, rec	11/28/2012	Organic	Chrysene	n/a	=	57	%	EPA 8270Cm	-88	-88	17	168	
2012/13-2	MO-THO	matrix spike dup	11/28/2012	Organic	Chrysene	n/a	=	5.55	µg/L	EPA 8270Cm	0.1	0.1			
2012/13-2	MO-THO	matrix spike dup, rec	11/28/2012	Organic	Chrysene	n/a	=	56	%	EPA 8270Cm	-88	-88	17	168	
2012/13-2	MO-THO	matrix spike, RPD	11/28/2012	Organic	Chrysene	n/a	=	3	%	EPA 8270Cm	-88	-88	0	30	
2012/13-2	Lab	method blank	11/28/2012	Organic	Dibenz(a,h)anthracene	n/a	<	0.1	µg/L	EPA 8270Cm	0.1	0.1			
2012/13-2	Lab	LCS	11/28/2012	Organic	Dibenz(a,h)anthracene	n/a	=	3.9	µg/L	EPA 8270Cm	0.1	0.1			
2012/13-2	Lab	LCS, rec	11/28/2012	Organic	Dibenz(a,h)anthracene	n/a	=	39	%	EPA 8270Cm	-88	-88	0.1	227	

Appendix F
Laboratory QA/QC Analysis Results

Event ID	Site ID	QAQC Sample Type	Analysis Date	Classification	Constituent	Fraction	Sign	Result	Units	Method	MDL	RL	QA Limit		DQOComp
													Min	Max	
2012/13-2	MO-THO	matrix spike	11/28/2012	Organic	Dibenz(a,h)anthracene	n/a	=	5.7	µg/L	EPA 8270Cm	0.1	0.1			
2012/13-2	MO-THO	matrix spike, rec	11/28/2012	Organic	Dibenz(a,h)anthracene	n/a	=	57	%	EPA 8270Cm	-88	-88	0.1	227	
2012/13-2	MO-THO	matrix spike dup	11/28/2012	Organic	Dibenz(a,h)anthracene	n/a	=	5.38	µg/L	EPA 8270Cm	0.1	0.1			
2012/13-2	MO-THO	matrix spike dup, rec	11/28/2012	Organic	Dibenz(a,h)anthracene	n/a	=	54	%	EPA 8270Cm	-88	-88	0.1	227	
2012/13-2	MO-THO	matrix spike, RPD	11/28/2012	Organic	Dibenz(a,h)anthracene	n/a	=	6	%	EPA 8270Cm	-88	-88	0	30	
2012/13-2	Lab	method blank	11/27/2012	Organic	Diethyl phthalate	n/a	<	0.15	µg/L	EPA 625	0.15	1			
2012/13-2	Lab	LCS	11/27/2012	Organic	Diethyl phthalate	n/a	=	36.6	µg/L	EPA 625	0.15	1			
2012/13-2	Lab	LCS, rec	11/27/2012	Organic	Diethyl phthalate	n/a	=	73	%	EPA 625	-88	-88	0.1	112	
2012/13-2	ME-SCR	matrix spike	11/27/2012	Organic	Diethyl phthalate	n/a	=	38.7	µg/L	EPA 625	0.15	1			
2012/13-2	ME-SCR	matrix spike, rec	11/27/2012	Organic	Diethyl phthalate	n/a	=	76	%	EPA 625	-88	-88	0.1	112	
2012/13-2	ME-SCR	matrix spike dup	11/27/2012	Organic	Diethyl phthalate	n/a	=	35.6	µg/L	EPA 625	0.15	1			
2012/13-2	ME-SCR	matrix spike dup, rec	11/27/2012	Organic	Diethyl phthalate	n/a	=	70	%	EPA 625	-88	-88	0.1	112	
2012/13-2	ME-SCR	matrix spike, RPD	11/27/2012	Organic	Diethyl phthalate	n/a	=	8	%	EPA 625	-88	-88	0	30	
2012/13-2	Lab	method blank	11/27/2012	Organic	Dimethyl phthalate	n/a	<	0.18	µg/L	EPA 625	0.18	1			
2012/13-2	Lab	LCS	11/27/2012	Organic	Dimethyl phthalate	n/a	=	36.8	µg/L	EPA 625	0.18	1			
2012/13-2	Lab	LCS, rec	11/27/2012	Organic	Dimethyl phthalate	n/a	=	74	%	EPA 625	-88	-88	0.1	112	
2012/13-2	ME-SCR	matrix spike	11/27/2012	Organic	Dimethyl phthalate	n/a	=	38	µg/L	EPA 625	0.18	1			
2012/13-2	ME-SCR	matrix spike, rec	11/27/2012	Organic	Dimethyl phthalate	n/a	=	76	%	EPA 625	-88	-88	0.1	112	
2012/13-2	ME-SCR	matrix spike dup	11/27/2012	Organic	Dimethyl phthalate	n/a	=	34.9	µg/L	EPA 625	0.18	1			
2012/13-2	ME-SCR	matrix spike dup, rec	11/27/2012	Organic	Dimethyl phthalate	n/a	=	70	%	EPA 625	-88	-88	0.1	112	
2012/13-2	ME-SCR	matrix spike, RPD	11/27/2012	Organic	Dimethyl phthalate	n/a	=	9	%	EPA 625	-88	-88	0	30	
2012/13-2	Lab	method blank	11/27/2012	Organic	Di-n-butylphthalate	n/a	<	0.24	µg/L	EPA 625	0.24	1			
2012/13-2	Lab	LCS	11/27/2012	Organic	Di-n-butylphthalate	n/a	=	37.2	µg/L	EPA 625	0.24	1			
2012/13-2	Lab	LCS, rec	11/27/2012	Organic	Di-n-butylphthalate	n/a	=	74	%	EPA 625	-88	-88	1	118	
2012/13-2	ME-SCR	matrix spike	11/27/2012	Organic	Di-n-butylphthalate	n/a	=	39.2	µg/L	EPA 625	0.24	1			
2012/13-2	ME-SCR	matrix spike, rec	11/27/2012	Organic	Di-n-butylphthalate	n/a	=	78	%	EPA 625	-88	-88	1	118	
2012/13-2	ME-SCR	matrix spike dup	11/27/2012	Organic	Di-n-butylphthalate	n/a	=	35.6	µg/L	EPA 625	0.24	1			
2012/13-2	ME-SCR	matrix spike dup, rec	11/27/2012	Organic	Di-n-butylphthalate	n/a	=	71	%	EPA 625	-88	-88	1	118	
2012/13-2	ME-SCR	matrix spike, RPD	11/27/2012	Organic	Di-n-butylphthalate	n/a	=	10	%	EPA 625	-88	-88	0	30	
2012/13-2	Lab	method blank	11/27/2012	Organic	Di-n-octylphthalate	n/a	<	0.19	µg/L	EPA 625	0.19	1			
2012/13-2	Lab	LCS	11/27/2012	Organic	Di-n-octylphthalate	n/a	=	34.8	µg/L	EPA 625	0.19	1			
2012/13-2	Lab	LCS, rec	11/27/2012	Organic	Di-n-octylphthalate	n/a	=	70	%	EPA 625	-88	-88	6	146	
2012/13-2	ME-SCR	matrix spike	11/27/2012	Organic	Di-n-octylphthalate	n/a	=	38.1	µg/L	EPA 625	0.19	1			
2012/13-2	ME-SCR	matrix spike, rec	11/27/2012	Organic	Di-n-octylphthalate	n/a	=	76	%	EPA 625	-88	-88	6	146	
2012/13-2	ME-SCR	matrix spike dup	11/27/2012	Organic	Di-n-octylphthalate	n/a	=	35.2	µg/L	EPA 625	0.19	1			
2012/13-2	ME-SCR	matrix spike dup, rec	11/27/2012	Organic	Di-n-octylphthalate	n/a	=	70	%	EPA 625	-88	-88	6	146	
2012/13-2	ME-SCR	matrix spike, RPD	11/27/2012	Organic	Di-n-octylphthalate	n/a	=	8	%	EPA 625	-88	-88	0	30	
2012/13-2	Lab	method blank	11/28/2012	Organic	Fluoranthene	n/a	<	0.1	µg/L	EPA 8270Cm	0.1	0.1			
2012/13-2	Lab	LCS	11/28/2012	Organic	Fluoranthene	n/a	=	4.99	µg/L	EPA 8270Cm	0.1	0.1			
2012/13-2	Lab	LCS, rec	11/28/2012	Organic	Fluoranthene	n/a	=	50	%	EPA 8270Cm	-88	-88	26	137	
2012/13-2	MO-THO	matrix spike	11/28/2012	Organic	Fluoranthene	n/a	=	4.25	µg/L	EPA 8270Cm	0.1	0.1			
2012/13-2	MO-THO	matrix spike, rec	11/28/2012	Organic	Fluoranthene	n/a	=	43	%	EPA 8270Cm	-88	-88	26	137	
2012/13-2	MO-THO	matrix spike dup	11/28/2012	Organic	Fluoranthene	n/a	=	3.44	µg/L	EPA 8270Cm	0.1	0.1			
2012/13-2	MO-THO	matrix spike dup, rec	11/28/2012	Organic	Fluoranthene	n/a	=	34	%	EPA 8270Cm	-88	-88	26	137	
2012/13-2	MO-THO	matrix spike, RPD	11/28/2012	Organic	Fluoranthene	n/a	=	21	%	EPA 8270Cm	-88	-88	0	30	
2012/13-2	Lab	method blank	11/28/2012	Organic	Fluorene	n/a	<	0.1	µg/L	EPA 8270Cm	0.1	0.1			
2012/13-2	Lab	LCS	11/28/2012	Organic	Fluorene	n/a	=	4.82	µg/L	EPA 8270Cm	0.1	0.1			EUM

Appendix F
Laboratory QA/QC Analysis Results

Event ID	Site ID	QAQC Sample Type	Analysis Date	Classification	Constituent	Fraction	Sign	Result	Units	Method	MDL	RL	QA Limit		DQOComp
													Min	Max	
2012/13-2	Lab	LCS, rec	11/28/2012	Organic	Fluorene	n/a	=	48	%	EPA 8270Cm	-88	-88	59	121	EUM
2012/13-2	MO-THO	matrix spike	11/28/2012	Organic	Fluorene	n/a	=	5.11	µg/L	EPA 8270Cm	0.1	0.1			GB
2012/13-2	MO-THO	matrix spike, rec	11/28/2012	Organic	Fluorene	n/a	=	51	%	EPA 8270Cm	-88	-88	59	121	GB
2012/13-2	MO-THO	matrix spike dup	11/28/2012	Organic	Fluorene	n/a	=	5.11	µg/L	EPA 8270Cm	0.1	0.1			GB
2012/13-2	MO-THO	matrix spike dup, rec	11/28/2012	Organic	Fluorene	n/a	=	51	%	EPA 8270Cm	-88	-88	59	121	GB
2012/13-2	MO-THO	matrix spike, RPD	11/28/2012	Organic	Fluorene	n/a	=	0.1	%	EPA 8270Cm	-88	-88	0	30	GB
2012/13-2	Lab	method blank	11/27/2012	Organic	Hexachlorobenzene	n/a	<	0.49	µg/L	EPA 625	0.49	1			
2012/13-2	Lab	LCS	11/27/2012	Organic	Hexachlorobenzene	n/a	=	34	µg/L	EPA 625	0.49	1			
2012/13-2	Lab	LCS, rec	11/27/2012	Organic	Hexachlorobenzene	n/a	=	68	%	EPA 625	-88	-88	0.1	152	
2012/13-2	ME-SCR	matrix spike	11/27/2012	Organic	Hexachlorobenzene	n/a	=	35	µg/L	EPA 625	0.49	1			
2012/13-2	ME-SCR	matrix spike, rec	11/27/2012	Organic	Hexachlorobenzene	n/a	=	70	%	EPA 625	-88	-88	0.1	152	
2012/13-2	ME-SCR	matrix spike dup	11/27/2012	Organic	Hexachlorobenzene	n/a	=	31.9	µg/L	EPA 625	0.49	1			
2012/13-2	ME-SCR	matrix spike dup, rec	11/27/2012	Organic	Hexachlorobenzene	n/a	=	64	%	EPA 625	-88	-88	0.1	152	
2012/13-2	ME-SCR	matrix spike, RPD	11/27/2012	Organic	Hexachlorobenzene	n/a	=	9	%	EPA 625	-88	-88	0	30	
2012/13-2	Lab	method blank	11/27/2012	Organic	Hexachlorobutadiene	n/a	<	0.47	µg/L	EPA 625	0.47	1			
2012/13-2	Lab	LCS	11/27/2012	Organic	Hexachlorobutadiene	n/a	=	33.7	µg/L	EPA 625	0.47	1			
2012/13-2	Lab	LCS, rec	11/27/2012	Organic	Hexachlorobutadiene	n/a	=	67	%	EPA 625	-88	-88	24	116	
2012/13-2	ME-SCR	matrix spike	11/27/2012	Organic	Hexachlorobutadiene	n/a	=	35.8	µg/L	EPA 625	0.47	1			
2012/13-2	ME-SCR	matrix spike, rec	11/27/2012	Organic	Hexachlorobutadiene	n/a	=	72	%	EPA 625	-88	-88	24	116	
2012/13-2	ME-SCR	matrix spike dup	11/27/2012	Organic	Hexachlorobutadiene	n/a	=	36.1	µg/L	EPA 625	0.47	1			
2012/13-2	ME-SCR	matrix spike dup, rec	11/27/2012	Organic	Hexachlorobutadiene	n/a	=	72	%	EPA 625	-88	-88	24	116	
2012/13-2	ME-SCR	matrix spike, RPD	11/27/2012	Organic	Hexachlorobutadiene	n/a	=	0.8	%	EPA 625	-88	-88	0	30	
2012/13-2	Lab	method blank	11/27/2012	Organic	Hexachlorocyclopentadiene	n/a	<	1.5	µg/L	EPA 625	1.5	5			
2012/13-2	Lab	LCS	11/27/2012	Organic	Hexachlorocyclopentadiene	n/a	=	29	µg/L	EPA 625	1.5	5			
2012/13-2	Lab	LCS, rec	11/27/2012	Organic	Hexachlorocyclopentadiene	n/a	=	58	%	EPA 625	-88	-88	0.1	136	
2012/13-2	ME-SCR	matrix spike	11/27/2012	Organic	Hexachlorocyclopentadiene	n/a	=	26.8	µg/L	EPA 625	1.5	5			
2012/13-2	ME-SCR	matrix spike, rec	11/27/2012	Organic	Hexachlorocyclopentadiene	n/a	=	54	%	EPA 625	-88	-88	0.1	146	
2012/13-2	ME-SCR	matrix spike dup	11/27/2012	Organic	Hexachlorocyclopentadiene	n/a	=	24.4	µg/L	EPA 625	1.5	5			
2012/13-2	ME-SCR	matrix spike dup, rec	11/27/2012	Organic	Hexachlorocyclopentadiene	n/a	=	49	%	EPA 625	-88	-88	0.1	146	
2012/13-2	ME-SCR	matrix spike, RPD	11/27/2012	Organic	Hexachlorocyclopentadiene	n/a	=	9	%	EPA 625	-88	-88	0	30	
2012/13-2	Lab	method blank	11/27/2012	Organic	Hexachloroethane	n/a	<	0.52	µg/L	EPA 625	0.52	1			
2012/13-2	Lab	LCS	11/27/2012	Organic	Hexachloroethane	n/a	=	27.9	µg/L	EPA 625	0.52	1			
2012/13-2	Lab	LCS, rec	11/27/2012	Organic	Hexachloroethane	n/a	=	56	%	EPA 625	-88	-88	40	113	
2012/13-2	ME-SCR	matrix spike	11/27/2012	Organic	Hexachloroethane	n/a	=	27.8	µg/L	EPA 625	0.52	1			
2012/13-2	ME-SCR	matrix spike, rec	11/27/2012	Organic	Hexachloroethane	n/a	=	56	%	EPA 625	-88	-88	40	113	
2012/13-2	ME-SCR	matrix spike dup	11/27/2012	Organic	Hexachloroethane	n/a	=	31	µg/L	EPA 625	0.52	1			
2012/13-2	ME-SCR	matrix spike dup, rec	11/27/2012	Organic	Hexachloroethane	n/a	=	62	%	EPA 625	-88	-88	40	113	
2012/13-2	ME-SCR	matrix spike, RPD	11/27/2012	Organic	Hexachloroethane	n/a	=	11	%	EPA 625	-88	-88	0	30	
2012/13-2	Lab	method blank	11/28/2012	Organic	Indeno(1,2,3-cd)pyrene	n/a	<	0.1	µg/L	EPA 8270Cm	0.1	0.1			
2012/13-2	Lab	LCS	11/28/2012	Organic	Indeno(1,2,3-cd)pyrene	n/a	=	4.17	µg/L	EPA 8270Cm	0.1	0.1			
2012/13-2	Lab	LCS, rec	11/28/2012	Organic	Indeno(1,2,3-cd)pyrene	n/a	=	42	%	EPA 8270Cm	-88	-88	0.1	171	
2012/13-2	MO-THO	matrix spike	11/28/2012	Organic	Indeno(1,2,3-cd)pyrene	n/a	=	5.66	µg/L	EPA 8270Cm	0.1	0.1			
2012/13-2	MO-THO	matrix spike, rec	11/28/2012	Organic	Indeno(1,2,3-cd)pyrene	n/a	=	57	%	EPA 8270Cm	-88	-88	0.1	171	
2012/13-2	MO-THO	matrix spike dup	11/28/2012	Organic	Indeno(1,2,3-cd)pyrene	n/a	=	5.38	µg/L	EPA 8270Cm	0.1	0.1			
2012/13-2	MO-THO	matrix spike dup, rec	11/28/2012	Organic	Indeno(1,2,3-cd)pyrene	n/a	=	54	%	EPA 8270Cm	-88	-88	0.1	171	
2012/13-2	MO-THO	matrix spike, RPD	11/28/2012	Organic	Indeno(1,2,3-cd)pyrene	n/a	=	5	%	EPA 8270Cm	-88	-88	0	30	
2012/13-2	Lab	method blank	11/27/2012	Organic	Isophorone	n/a	<	0.21	µg/L	EPA 625	0.21	1			

Appendix F
Laboratory QA/QC Analysis Results

Event ID	Site ID	QAQC Sample Type	Analysis Date	Classification	Constituent	Fraction	Sign	Result	Units	Method	MDL	RL	QA Limit		DQOComp
													Min	Max	
2012/13-2	Lab	LCS	11/27/2012	Organic	Isophorone	n/a	=	33.5	µg/L	EPA 625	0.21	1			
2012/13-2	Lab	LCS, rec	11/27/2012	Organic	Isophorone	n/a	=	67	%	EPA 625	-88	-88	21	196	
2012/13-2	ME-SCR	matrix spike	11/27/2012	Organic	Isophorone	n/a	=	35.8	µg/L	EPA 625	0.21	1			
2012/13-2	ME-SCR	matrix spike, rec	11/27/2012	Organic	Isophorone	n/a	=	72	%	EPA 625	-88	-88	21	196	
2012/13-2	ME-SCR	matrix spike dup	11/27/2012	Organic	Isophorone	n/a	=	33.1	µg/L	EPA 625	0.21	1			
2012/13-2	ME-SCR	matrix spike dup, rec	11/27/2012	Organic	Isophorone	n/a	=	66	%	EPA 625	-88	-88	21	196	
2012/13-2	ME-SCR	matrix spike, RPD	11/27/2012	Organic	Isophorone	n/a	=	8	%	EPA 625	-88	-88	0	30	
2012/13-2	Lab	LCS	11/27/2012	Organic	Methyl tert-butyl ether (MTBE)	n/a	=	4.26	µg/L	EPA 524.2	0.19	2			
2012/13-2	Lab	LCS, rec	11/27/2012	Organic	Methyl tert-butyl ether (MTBE)	n/a	=	71	%	EPA 524.2	-88	-88	70	130	
2012/13-2	Lab	LCS dup	11/27/2012	Organic	Methyl tert-butyl ether (MTBE)	n/a	=	4.78	µg/L	EPA 524.2	0.19	2			
2012/13-2	Lab	LCS dup, rec	11/27/2012	Organic	Methyl tert-butyl ether (MTBE)	n/a	=	80	%	EPA 524.2	-88	-88	70	130	
2012/13-2	Lab	LCS, RPD	11/27/2012	Organic	Methyl tert-butyl ether (MTBE)	n/a	=	12	%	EPA 524.2	-88	-88	0	30	
2012/13-2	Lab	method blank	11/27/2012	Organic	Methyl tert-butyl ether (MTBE)	n/a	<	0.19	µg/L	EPA 524.2	0.19	2			
2012/13-2	MO-CAM	field duplicate	11/27/2012	Organic	Methyl tert-butyl ether (MTBE)	n/a	<	0.19	µg/L	EPA 524.2	0.19	2			
2012/13-2	Lab	method blank	11/28/2012	Organic	Naphthalene	n/a	<	0.1	µg/L	EPA 8270Cm	0.1	0.1			
2012/13-2	Lab	LCS	11/28/2012	Organic	Naphthalene	n/a	=	2.46	µg/L	EPA 8270Cm	0.1	0.1			
2012/13-2	Lab	LCS, rec	11/28/2012	Organic	Naphthalene	n/a	=	25	%	EPA 8270Cm	-88	-88	21	133	
2012/13-2	MO-THO	matrix spike	11/28/2012	Organic	Naphthalene	n/a	=	3.13	µg/L	EPA 8270Cm	0.1	0.1			
2012/13-2	MO-THO	matrix spike, rec	11/28/2012	Organic	Naphthalene	n/a	=	31	%	EPA 8270Cm	-88	-88	21	133	
2012/13-2	MO-THO	matrix spike dup	11/28/2012	Organic	Naphthalene	n/a	=	2.99	µg/L	EPA 8270Cm	0.1	0.1			
2012/13-2	MO-THO	matrix spike dup, rec	11/28/2012	Organic	Naphthalene	n/a	=	30	%	EPA 8270Cm	-88	-88	21	133	
2012/13-2	MO-THO	matrix spike, RPD	11/28/2012	Organic	Naphthalene	n/a	=	5	%	EPA 8270Cm	-88	-88	0	30	
2012/13-2	Lab	method blank	11/27/2012	Organic	Nitrobenzene	n/a	<	0.36	µg/L	EPA 625	0.36	1			
2012/13-2	Lab	LCS	11/27/2012	Organic	Nitrobenzene	n/a	=	33.6	µg/L	EPA 625	0.36	1			
2012/13-2	Lab	LCS, rec	11/27/2012	Organic	Nitrobenzene	n/a	=	67	%	EPA 625	-88	-88	35	180	
2012/13-2	ME-SCR	matrix spike	11/27/2012	Organic	Nitrobenzene	n/a	=	36.5	µg/L	EPA 625	0.36	1			
2012/13-2	ME-SCR	matrix spike, rec	11/27/2012	Organic	Nitrobenzene	n/a	=	73	%	EPA 625	-88	-88	35	180	
2012/13-2	ME-SCR	matrix spike dup	11/27/2012	Organic	Nitrobenzene	n/a	=	35.6	µg/L	EPA 625	0.36	1			
2012/13-2	ME-SCR	matrix spike dup, rec	11/27/2012	Organic	Nitrobenzene	n/a	=	71	%	EPA 625	-88	-88	35	180	
2012/13-2	ME-SCR	matrix spike, RPD	11/27/2012	Organic	Nitrobenzene	n/a	=	2	%	EPA 625	-88	-88	0	30	
2012/13-2	Lab	srgt method blank	11/27/2012	Organic	Nitrobenzene-d5	n/a	=	33.4	µg/L	EPA 625	-88	-88			
2012/13-2	Lab	srgt method blank, rec	11/27/2012	Organic	Nitrobenzene-d5	n/a	=	67	%	EPA 625	-88	-88	34	139	
2012/13-2	Lab	srgt LCS	11/27/2012	Organic	Nitrobenzene-d5	n/a	=	32.7	µg/L	EPA 625	-88	-88			
2012/13-2	Lab	srgt LCS, rec	11/27/2012	Organic	Nitrobenzene-d5	n/a	=	65	%	EPA 625	-88	-88	34	139	
2012/13-2	Lab	srgt method blank	11/28/2012	Organic	Nitrobenzene-d5	n/a	=	3.96	µg/L	EPA 8270Cm	-88	-88			
2012/13-2	Lab	srgt method blank, rec	11/28/2012	Organic	Nitrobenzene-d5	n/a	=	79	%	EPA 8270Cm	-88	-88	51	143	
2012/13-2	Lab	srgt LCS	11/28/2012	Organic	Nitrobenzene-d5	n/a	=	3.01	µg/L	EPA 8270Cm	-88	-88			
2012/13-2	Lab	srgt LCS, rec	11/28/2012	Organic	Nitrobenzene-d5	n/a	=	60	%	EPA 8270Cm	-88	-88	51	143	
2012/13-2	ME-CC	srgt environ	11/27/2012	Organic	Nitrobenzene-d5	n/a	=	37.1	µg/L	EPA 625	-88	-88			
2012/13-2	ME-CC	srgt environ, rec	11/27/2012	Organic	Nitrobenzene-d5	n/a	=	74	%	EPA 625	-88	-88	34	139	
2012/13-2	ME-CC	srgt environ	11/28/2012	Organic	Nitrobenzene-d5	n/a	=	3.58	µg/L	EPA 8270Cm	-88	-88			
2012/13-2	ME-CC	srgt environ, rec	11/28/2012	Organic	Nitrobenzene-d5	n/a	=	72	%	EPA 8270Cm	-88	-88	51	143	
2012/13-2	ME-SCR	srgt matrix spike	11/27/2012	Organic	Nitrobenzene-d5	n/a	=	34.1	µg/L	EPA 625	-88	-88			
2012/13-2	ME-SCR	srgt matrix spike, rec	11/27/2012	Organic	Nitrobenzene-d5	n/a	=	68	%	EPA 625	-88	-88	34	139	
2012/13-2	ME-SCR	srgt matrix spike dup	11/27/2012	Organic	Nitrobenzene-d5	n/a	=	33.7	µg/L	EPA 625	-88	-88			
2012/13-2	ME-SCR	srgt matrix spike dup, rec	11/27/2012	Organic	Nitrobenzene-d5	n/a	=	67	%	EPA 625	-88	-88	34	139	
2012/13-2	ME-SCR	srgt environ	11/27/2012	Organic	Nitrobenzene-d5	n/a	=	31.2	µg/L	EPA 625	-88	-88			

Appendix F
Laboratory QA/QC Analysis Results

Event ID	Site ID	QAQC Sample Type	Analysis Date	Classification	Constituent	Fraction	Sign	Result	Units	Method	MDL	RL	QA Limit		DQOComp
													Min	Max	
2012/13-2	ME-SCR	srgt environ, rec	11/27/2012	Organic	Nitrobenzene-d5	n/a	=	62	%	EPA 625	-88	-88	34	139	
2012/13-2	ME-SCR	srgt environ	11/29/2012	Organic	Nitrobenzene-d5	n/a	=	3.57	µg/L	EPA 8270Cm	-88	-88			
2012/13-2	ME-SCR	srgt environ, rec	11/29/2012	Organic	Nitrobenzene-d5	n/a	=	71	%	EPA 8270Cm	-88	-88	51	143	
2012/13-2	ME-VR2	srgt environ	11/27/2012	Organic	Nitrobenzene-d5	n/a	=	31.6	µg/L	EPA 625	-88	-88			
2012/13-2	ME-VR2	srgt environ, rec	11/27/2012	Organic	Nitrobenzene-d5	n/a	=	63	%	EPA 625	-88	-88	34	139	
2012/13-2	ME-VR2	srgt environ	11/29/2012	Organic	Nitrobenzene-d5	n/a	=	3.44	µg/L	EPA 8270Cm	-88	-88			
2012/13-2	ME-VR2	srgt environ, rec	11/29/2012	Organic	Nitrobenzene-d5	n/a	=	69	%	EPA 8270Cm	-88	-88	51	143	
2012/13-2	MO-CAM	srgt environ	11/28/2012	Organic	Nitrobenzene-d5	n/a	=	29.6	µg/L	EPA 625	-88	-88			D,DF
2012/13-2	MO-CAM	srgt environ, rec	11/28/2012	Organic	Nitrobenzene-d5	n/a	=	59	%	EPA 625	-88	-88	34	139	D,DF
2012/13-2	MO-CAM	srgt environ	11/29/2012	Organic	Nitrobenzene-d5	n/a	=	3.68	µg/L	EPA 8270Cm	-88	-88			
2012/13-2	MO-CAM	srgt environ, rec	11/29/2012	Organic	Nitrobenzene-d5	n/a	=	74	%	EPA 8270Cm	-88	-88	51	143	
2012/13-2	MO-FIL	srgt environ	11/28/2012	Organic	Nitrobenzene-d5	n/a	=	39.6	µg/L	EPA 625	-88	-88			
2012/13-2	MO-FIL	srgt environ, rec	11/28/2012	Organic	Nitrobenzene-d5	n/a	=	79	%	EPA 625	-88	-88	34	139	
2012/13-2	MO-FIL	srgt environ	11/29/2012	Organic	Nitrobenzene-d5	n/a	=	3.26	µg/L	EPA 8270Cm	-88	-88			
2012/13-2	MO-FIL	srgt environ, rec	11/29/2012	Organic	Nitrobenzene-d5	n/a	=	65	%	EPA 8270Cm	-88	-88	51	143	
2012/13-2	MO-HUE	srgt environ	11/28/2012	Organic	Nitrobenzene-d5	n/a	=	40.6	µg/L	EPA 625	-88	-88			
2012/13-2	MO-HUE	srgt environ, rec	11/28/2012	Organic	Nitrobenzene-d5	n/a	=	81	%	EPA 625	-88	-88	34	139	
2012/13-2	MO-HUE	srgt environ	11/29/2012	Organic	Nitrobenzene-d5	n/a	=	3.73	µg/L	EPA 8270Cm	-88	-88			
2012/13-2	MO-HUE	srgt environ, rec	11/29/2012	Organic	Nitrobenzene-d5	n/a	=	75	%	EPA 8270Cm	-88	-88	51	143	
2012/13-2	MO-MEI	srgt environ	11/28/2012	Organic	Nitrobenzene-d5	n/a	=	31.4	µg/L	EPA 625	-88	-88			D,DF
2012/13-2	MO-MEI	srgt environ, rec	11/28/2012	Organic	Nitrobenzene-d5	n/a	=	63	%	EPA 625	-88	-88	34	139	D,DF
2012/13-2	MO-MEI	srgt environ	11/29/2012	Organic	Nitrobenzene-d5	n/a	=	3.49	µg/L	EPA 8270Cm	-88	-88			D,DF
2012/13-2	MO-MEI	srgt environ, rec	11/29/2012	Organic	Nitrobenzene-d5	n/a	=	66	%	EPA 8270Cm	-88	-88	51	143	D,DF
2012/13-2	MO-MPK	srgt environ	11/28/2012	Organic	Nitrobenzene-d5	n/a	=	28.2	µg/L	EPA 625	-88	-88			D,DF
2012/13-2	MO-MPK	srgt environ, rec	11/28/2012	Organic	Nitrobenzene-d5	n/a	=	56	%	EPA 625	-88	-88	34	139	D,DF
2012/13-2	MO-MPK	srgt environ	11/29/2012	Organic	Nitrobenzene-d5	n/a	=	3.12	µg/L	EPA 8270Cm	-88	-88			
2012/13-2	MO-MPK	srgt environ, rec	11/29/2012	Organic	Nitrobenzene-d5	n/a	=	62	%	EPA 8270Cm	-88	-88	51	143	
2012/13-2	MO-OJA	srgt environ	11/28/2012	Organic	Nitrobenzene-d5	n/a	=	35.8	µg/L	EPA 625	-88	-88			
2012/13-2	MO-OJA	srgt environ, rec	11/28/2012	Organic	Nitrobenzene-d5	n/a	=	72	%	EPA 625	-88	-88	34	139	
2012/13-2	MO-OJA	srgt environ	11/29/2012	Organic	Nitrobenzene-d5	n/a	=	4.13	µg/L	EPA 8270Cm	-88	-88			
2012/13-2	MO-OJA	srgt environ, rec	11/29/2012	Organic	Nitrobenzene-d5	n/a	=	83	%	EPA 8270Cm	-88	-88	51	143	
2012/13-2	MO-OXN	srgt environ	11/28/2012	Organic	Nitrobenzene-d5	n/a	=	31.3	µg/L	EPA 625	-88	-88			D,DF
2012/13-2	MO-OXN	srgt environ, rec	11/28/2012	Organic	Nitrobenzene-d5	n/a	=	63	%	EPA 625	-88	-88	34	139	D,DF
2012/13-2	MO-OXN	srgt environ	11/29/2012	Organic	Nitrobenzene-d5	n/a	=	2.77	µg/L	EPA 8270Cm	-88	-88			
2012/13-2	MO-OXN	srgt environ, rec	11/29/2012	Organic	Nitrobenzene-d5	n/a	=	55	%	EPA 8270Cm	-88	-88	51	143	
2012/13-2	MO-SIM	srgt environ	11/28/2012	Organic	Nitrobenzene-d5	n/a	=	42.6	µg/L	EPA 625	-88	-88			D,DF
2012/13-2	MO-SIM	srgt environ, rec	11/28/2012	Organic	Nitrobenzene-d5	n/a	=	85	%	EPA 625	-88	-88	34	139	D,DF
2012/13-2	MO-SIM	srgt environ	11/29/2012	Organic	Nitrobenzene-d5	n/a	=	4.14	µg/L	EPA 8270Cm	-88	-88			
2012/13-2	MO-SIM	srgt environ, rec	11/29/2012	Organic	Nitrobenzene-d5	n/a	=	83	%	EPA 8270Cm	-88	-88	51	143	
2012/13-2	MO-SPA	srgt environ	11/28/2012	Organic	Nitrobenzene-d5	n/a	=	27.3	µg/L	EPA 625	-88	-88			D,DF
2012/13-2	MO-SPA	srgt environ, rec	11/28/2012	Organic	Nitrobenzene-d5	n/a	=	57	%	EPA 625	-88	-88	34	139	D,DF
2012/13-2	MO-SPA	srgt environ	11/29/2012	Organic	Nitrobenzene-d5	n/a	=	2.98	µg/L	EPA 8270Cm	-88	-88			
2012/13-2	MO-SPA	srgt environ, rec	11/29/2012	Organic	Nitrobenzene-d5	n/a	=	60	%	EPA 8270Cm	-88	-88	51	143	
2012/13-2	MO-THO	srgt environ	11/28/2012	Organic	Nitrobenzene-d5	n/a	=	40.4	µg/L	EPA 625	-88	-88			
2012/13-2	MO-THO	srgt environ, rec	11/28/2012	Organic	Nitrobenzene-d5	n/a	=	81	%	EPA 625	-88	-88	34	139	
2012/13-2	MO-THO	srgt matrix spike	11/28/2012	Organic	Nitrobenzene-d5	n/a	=	2.95	µg/L	EPA 8270Cm	-88	-88			
2012/13-2	MO-THO	srgt matrix spike, rec	11/28/2012	Organic	Nitrobenzene-d5	n/a	=	59	%	EPA 8270Cm	-88	-88	51	143	

Appendix F
Laboratory QA/QC Analysis Results

Event ID	Site ID	QAQC Sample Type	Analysis Date	Classification	Constituent	Fraction	Sign	Result	Units	Method	MDL	RL	QA Limit		DQOComp
													Min	Max	
2012/13-2	MO-THO	srgt matrix spike dup	11/28/2012	Organic	Nitrobenzene-d5	n/a	=	2.87	µg/L	EPA 8270Cm	-88	-88			
2012/13-2	MO-THO	srgt matrix spike dup, rec	11/28/2012	Organic	Nitrobenzene-d5	n/a	=	57	%	EPA 8270Cm	-88	-88	51	143	
2012/13-2	MO-THO	srgt environ	11/29/2012	Organic	Nitrobenzene-d5	n/a	=	4	µg/L	EPA 8270Cm	-88	-88			
2012/13-2	MO-THO	srgt environ, rec	11/29/2012	Organic	Nitrobenzene-d5	n/a	=	80	%	EPA 8270Cm	-88	-88	51	143	
2012/13-2	MO-VEN	srgt environ	11/28/2012	Organic	Nitrobenzene-d5	n/a	=	23.8	µg/L	EPA 625	-88	-88			D,DF
2012/13-2	MO-VEN	srgt environ, rec	11/28/2012	Organic	Nitrobenzene-d5	n/a	=	48	%	EPA 625	-88	-88	34	139	D,DF
2012/13-2	MO-VEN	srgt environ	11/29/2012	Organic	Nitrobenzene-d5	n/a	=	3.32	µg/L	EPA 8270Cm	-88	-88			D,DF
2012/13-2	MO-VEN	srgt environ, rec	11/29/2012	Organic	Nitrobenzene-d5	n/a	=	63	%	EPA 8270Cm	-88	-88	51	143	D,DF
2012/13-2	Lab	method blank	11/27/2012	Organic	N-Nitrosodimethylamine	n/a	<	0.14	µg/L	EPA 625	0.14	1			
2012/13-2	Lab	LCS	11/27/2012	Organic	N-Nitrosodimethylamine	n/a	=	12.6	µg/L	EPA 625	0.14	1			EUM
2012/13-2	Lab	LCS, rec	11/27/2012	Organic	N-Nitrosodimethylamine	n/a	=	25	%	EPA 625	-88	-88	27	78	EUM
2012/13-2	ME-SCR	matrix spike	11/27/2012	Organic	N-Nitrosodimethylamine	n/a	=	15.8	µg/L	EPA 625	0.14	1			
2012/13-2	ME-SCR	matrix spike, rec	11/27/2012	Organic	N-Nitrosodimethylamine	n/a	=	32	%	EPA 625	-88	-88	22	70	
2012/13-2	ME-SCR	matrix spike dup	11/27/2012	Organic	N-Nitrosodimethylamine	n/a	=	16.3	µg/L	EPA 625	0.14	1			
2012/13-2	ME-SCR	matrix spike dup, rec	11/27/2012	Organic	N-Nitrosodimethylamine	n/a	=	33	%	EPA 625	-88	-88	22	70	
2012/13-2	ME-SCR	matrix spike, RPD	11/27/2012	Organic	N-Nitrosodimethylamine	n/a	=	3	%	EPA 625	-88	-88	0	30	
2012/13-2	Lab	method blank	11/27/2012	Organic	N-Nitrosodi-N-propylamine	n/a	<	0.26	µg/L	EPA 625	0.26	1			
2012/13-2	Lab	LCS	11/27/2012	Organic	N-Nitrosodi-N-propylamine	n/a	=	33.8	µg/L	EPA 625	0.26	1			
2012/13-2	Lab	LCS, rec	11/27/2012	Organic	N-Nitrosodi-N-propylamine	n/a	=	68	%	EPA 625	-88	-88	0.1	230	
2012/13-2	ME-SCR	matrix spike	11/27/2012	Organic	N-Nitrosodi-N-propylamine	n/a	=	36.6	µg/L	EPA 625	0.26	1			
2012/13-2	ME-SCR	matrix spike, rec	11/27/2012	Organic	N-Nitrosodi-N-propylamine	n/a	=	73	%	EPA 625	-88	-88	0.1	230	
2012/13-2	ME-SCR	matrix spike dup	11/27/2012	Organic	N-Nitrosodi-N-propylamine	n/a	=	34.7	µg/L	EPA 625	0.26	1			
2012/13-2	ME-SCR	matrix spike dup, rec	11/27/2012	Organic	N-Nitrosodi-N-propylamine	n/a	=	69	%	EPA 625	-88	-88	0.1	230	
2012/13-2	ME-SCR	matrix spike, RPD	11/27/2012	Organic	N-Nitrosodi-N-propylamine	n/a	=	5	%	EPA 625	-88	-88	0	30	
2012/13-2	Lab	method blank	11/27/2012	Organic	N-Nitrosodiphenylamine	n/a	<	0.19	µg/L	EPA 625	0.19	1			
2012/13-2	Lab	LCS	11/27/2012	Organic	N-Nitrosodiphenylamine	n/a	=	29.9	µg/L	EPA 625	0.19	1			
2012/13-2	Lab	LCS, rec	11/27/2012	Organic	N-Nitrosodiphenylamine	n/a	=	60	%	EPA 625	-88	-88	48	129	
2012/13-2	ME-SCR	matrix spike	11/27/2012	Organic	N-Nitrosodiphenylamine	n/a	=	31.4	µg/L	EPA 625	0.19	1			
2012/13-2	ME-SCR	matrix spike, rec	11/27/2012	Organic	N-Nitrosodiphenylamine	n/a	=	63	%	EPA 625	-88	-88	17	138	
2012/13-2	ME-SCR	matrix spike dup	11/27/2012	Organic	N-Nitrosodiphenylamine	n/a	=	28.3	µg/L	EPA 625	0.19	1			
2012/13-2	ME-SCR	matrix spike dup, rec	11/27/2012	Organic	N-Nitrosodiphenylamine	n/a	=	57	%	EPA 625	-88	-88	17	138	
2012/13-2	ME-SCR	matrix spike, RPD	11/27/2012	Organic	N-Nitrosodiphenylamine	n/a	=	10	%	EPA 625	-88	-88	0	30	
2012/13-2	Lab	srgt method blank	12/3/2012	Organic	Perylene-d12	n/a	=	4.34	µg/L	EPA 525.2	-88	-88			
2012/13-2	Lab	srgt method blank, rec	12/3/2012	Organic	Perylene-d12	n/a	=	87	%	EPA 525.2	-88	-88	48	141	
2012/13-2	Lab	srgt LCS	12/3/2012	Organic	Perylene-d12	n/a	=	5.38	µg/L	EPA 525.2	-88	-88			
2012/13-2	Lab	srgt LCS, rec	12/3/2012	Organic	Perylene-d12	n/a	=	108	%	EPA 525.2	-88	-88	48	141	
2012/13-2	Lab	srgt method blank	12/5/2012	Organic	Perylene-d12	n/a	=	5.82	µg/L	EPA 525.2	-88	-88			
2012/13-2	Lab	srgt method blank, rec	12/5/2012	Organic	Perylene-d12	n/a	=	116	%	EPA 525.2	-88	-88	48	141	
2012/13-2	Lab	srgt LCS	12/5/2012	Organic	Perylene-d12	n/a	=	6.29	µg/L	EPA 525.2	-88	-88			
2012/13-2	Lab	srgt LCS, rec	12/5/2012	Organic	Perylene-d12	n/a	=	126	%	EPA 525.2	-88	-88	48	141	
2012/13-2	ME-CC	srgt environ	12/4/2012	Organic	Perylene-d12	n/a	=	4.13	µg/L	EPA 525.2	-88	-88			
2012/13-2	ME-CC	srgt environ, rec	12/4/2012	Organic	Perylene-d12	n/a	=	83	%	EPA 525.2	-88	-88	48	141	
2012/13-2	ME-SCR	srgt matrix spike	12/3/2012	Organic	Perylene-d12	n/a	=	4.68	µg/L	EPA 525.2	-88	-88			
2012/13-2	ME-SCR	srgt matrix spike, rec	12/3/2012	Organic	Perylene-d12	n/a	=	94	%	EPA 525.2	-88	-88	48	141	
2012/13-2	ME-SCR	srgt matrix spike dup	12/3/2012	Organic	Perylene-d12	n/a	=	4.22	µg/L	EPA 525.2	-88	-88			
2012/13-2	ME-SCR	srgt matrix spike dup, rec	12/3/2012	Organic	Perylene-d12	n/a	=	84	%	EPA 525.2	-88	-88	48	141	
2012/13-2	ME-SCR	srgt environ	12/4/2012	Organic	Perylene-d12	n/a	=	4.17	µg/L	EPA 525.2	-88	-88			

Appendix F
Laboratory QA/QC Analysis Results

Event ID	Site ID	QAQC Sample Type	Analysis Date	Classification	Constituent	Fraction	Sign	Result	Units	Method	MDL	RL	QA Limit		DQOComp
													Min	Max	
2012/13-2	ME-SCR	srgt environ, rec	12/4/2012	Organic	Perylene-d12	n/a	=	83	%	EPA 525.2	-88	-88	48	141	
2012/13-2	ME-VR2	srgt environ	12/4/2012	Organic	Perylene-d12	n/a	=	4.21	µg/L	EPA 525.2	-88	-88			
2012/13-2	ME-VR2	srgt environ, rec	12/4/2012	Organic	Perylene-d12	n/a	=	84	%	EPA 525.2	-88	-88	48	141	
2012/13-2	MO-CAM	srgt environ	12/4/2012	Organic	Perylene-d12	n/a	=	2.94	µg/L	EPA 525.2	-88	-88			
2012/13-2	MO-CAM	srgt environ, rec	12/4/2012	Organic	Perylene-d12	n/a	=	59	%	EPA 525.2	-88	-88	48	141	
2012/13-2	MO-FIL	srgt environ	12/4/2012	Organic	Perylene-d12	n/a	=	2.2	µg/L	EPA 525.2	-88	-88			GN
2012/13-2	MO-FIL	srgt environ, rec	12/4/2012	Organic	Perylene-d12	n/a	=	44	%	EPA 525.2	-88	-88	48	141	GN
2012/13-2	MO-HUE	srgt environ	12/6/2012	Organic	Perylene-d12	n/a	=	2.32	µg/L	EPA 525.2	-88	-88			GN
2012/13-2	MO-HUE	srgt environ, rec	12/6/2012	Organic	Perylene-d12	n/a	=	46	%	EPA 525.2	-88	-88	48	141	GN
2012/13-2	MO-MEI	srgt environ	12/4/2012	Organic	Perylene-d12	n/a	=	2.15	µg/L	EPA 525.2	-88	-88			GN
2012/13-2	MO-MEI	srgt environ, rec	12/4/2012	Organic	Perylene-d12	n/a	=	43	%	EPA 525.2	-88	-88	48	141	GN
2012/13-2	MO-MPK	srgt environ	12/4/2012	Organic	Perylene-d12	n/a	=	1.88	µg/L	EPA 525.2	-88	-88			GN
2012/13-2	MO-MPK	srgt environ, rec	12/4/2012	Organic	Perylene-d12	n/a	=	38	%	EPA 525.2	-88	-88	48	141	GN
2012/13-2	MO-OJA	srgt environ	12/4/2012	Organic	Perylene-d12	n/a	=	3.34	µg/L	EPA 525.2	-88	-88			
2012/13-2	MO-OJA	srgt environ, rec	12/4/2012	Organic	Perylene-d12	n/a	=	67	%	EPA 525.2	-88	-88	48	141	
2012/13-2	MO-OXN	srgt matrix spike	12/5/2012	Organic	Perylene-d12	n/a	=	3.15	µg/L	EPA 525.2	-88	-88			
2012/13-2	MO-OXN	srgt matrix spike, rec	12/5/2012	Organic	Perylene-d12	n/a	=	63	%	EPA 525.2	-88	-88	48	141	
2012/13-2	MO-OXN	srgt matrix spike dup	12/5/2012	Organic	Perylene-d12	n/a	=	2.48	µg/L	EPA 525.2	-88	-88			
2012/13-2	MO-OXN	srgt matrix spike dup, rec	12/5/2012	Organic	Perylene-d12	n/a	=	50	%	EPA 525.2	-88	-88	48	141	
2012/13-2	MO-OXN	srgt environ	12/6/2012	Organic	Perylene-d12	n/a	=	2.76	µg/L	EPA 525.2	-88	-88			
2012/13-2	MO-OXN	srgt environ, rec	12/6/2012	Organic	Perylene-d12	n/a	=	55	%	EPA 525.2	-88	-88	48	141	
2012/13-2	MO-SIM	srgt environ	12/4/2012	Organic	Perylene-d12	n/a	=	2.17	µg/L	EPA 525.2	-88	-88			GN
2012/13-2	MO-SIM	srgt environ, rec	12/4/2012	Organic	Perylene-d12	n/a	=	43	%	EPA 525.2	-88	-88	48	141	GN
2012/13-2	MO-SPA	srgt environ	12/4/2012	Organic	Perylene-d12	n/a	=	2.21	µg/L	EPA 525.2	-88	-88			GN
2012/13-2	MO-SPA	srgt environ, rec	12/4/2012	Organic	Perylene-d12	n/a	=	46	%	EPA 525.2	-88	-88	48	141	GN
2012/13-2	MO-THO	srgt environ	12/4/2012	Organic	Perylene-d12	n/a	=	4.16	µg/L	EPA 525.2	-88	-88			
2012/13-2	MO-THO	srgt environ, rec	12/4/2012	Organic	Perylene-d12	n/a	=	83	%	EPA 525.2	-88	-88	48	141	
2012/13-2	MO-VEN	srgt environ	12/4/2012	Organic	Perylene-d12	n/a	=	2.29	µg/L	EPA 525.2	-88	-88			GN
2012/13-2	MO-VEN	srgt environ, rec	12/4/2012	Organic	Perylene-d12	n/a	=	46	%	EPA 525.2	-88	-88	48	141	GN
2012/13-2	Lab	method blank	11/28/2012	Organic	Phenanthrene	n/a	<	0.1	µg/L	EPA 8270Cm	0.1	0.1			
2012/13-2	Lab	LCS	11/28/2012	Organic	Phenanthrene	n/a	=	3.89	µg/L	EPA 8270Cm	0.1	0.1			EUM
2012/13-2	Lab	LCS, rec	11/28/2012	Organic	Phenanthrene	n/a	=	39	%	EPA 8270Cm	-88	-88	54	120	EUM
2012/13-2	MO-THO	matrix spike	11/28/2012	Organic	Phenanthrene	n/a	=	3.82	µg/L	EPA 8270Cm	0.1	0.1			GB
2012/13-2	MO-THO	matrix spike, rec	11/28/2012	Organic	Phenanthrene	n/a	=	38	%	EPA 8270Cm	-88	-88	54	120	GB
2012/13-2	MO-THO	matrix spike dup	11/28/2012	Organic	Phenanthrene	n/a	=	3.64	µg/L	EPA 8270Cm	0.1	0.1			GB
2012/13-2	MO-THO	matrix spike dup, rec	11/28/2012	Organic	Phenanthrene	n/a	=	36	%	EPA 8270Cm	-88	-88	54	120	GB
2012/13-2	MO-THO	matrix spike, RPD	11/28/2012	Organic	Phenanthrene	n/a	=	5	%	EPA 8270Cm	-88	-88	0	30	GB
2012/13-2	Lab	method blank	11/29/2012	Organic	Phenol	n/a	<	0.35	µg/L	EPA 8270Cm	0.35	1			
2012/13-2	Lab	LCS	11/29/2012	Organic	Phenol	n/a	=	1.9	µg/L	EPA 8270Cm	0.35	1			
2012/13-2	Lab	LCS, rec	11/29/2012	Organic	Phenol	n/a	=	19	%	EPA 8270Cm	-88	-88	14	40	
2012/13-2	MO-THO	matrix spike	11/29/2012	Organic	Phenol	n/a	=	3.09	µg/L	EPA 8270Cm	0.35	1			
2012/13-2	MO-THO	matrix spike, rec	11/29/2012	Organic	Phenol	n/a	=	31	%	EPA 8270Cm	-88	-88	14	50	
2012/13-2	MO-THO	matrix spike dup	11/29/2012	Organic	Phenol	n/a	=	2.75	µg/L	EPA 8270Cm	0.35	1			
2012/13-2	MO-THO	matrix spike dup, rec	11/29/2012	Organic	Phenol	n/a	=	28	%	EPA 8270Cm	-88	-88	14	50	
2012/13-2	MO-THO	matrix spike, RPD	11/29/2012	Organic	Phenol	n/a	=	12	%	EPA 8270Cm	-88	-88	0	30	
2012/13-2	Lab	srgt method blank	11/27/2012	Organic	Phenol-d5	n/a	=	22.4	µg/L	EPA 625	-88	-88			
2012/13-2	Lab	srgt method blank, rec	11/27/2012	Organic	Phenol-d5	n/a	=	22	%	EPA 625	-88	-88	2	70	

Appendix F
Laboratory QA/QC Analysis Results

Event ID	Site ID	QAQC Sample Type	Analysis Date	Classification	Constituent	Fraction	Sign	Result	Units	Method	MDL	RL	QA Limit		DQOComp
													Min	Max	
2012/13-2	Lab	srgt LCS	11/27/2012	Organic	Phenol-d5	n/a	=	21.7	µg/L	EPA 625	-88	-88			
2012/13-2	Lab	srgt LCS, rec	11/27/2012	Organic	Phenol-d5	n/a	=	22	%	EPA 625	-88	-88	2	70	
2012/13-2	Lab	srgt method blank	11/29/2012	Organic	Phenol-d5	n/a	=	2.65	µg/L	EPA 8270Cm	-88	-88			
2012/13-2	Lab	srgt method blank, rec	11/29/2012	Organic	Phenol-d5	n/a	=	26	%	EPA 8270Cm	-88	-88	13	58	
2012/13-2	Lab	srgt LCS	11/29/2012	Organic	Phenol-d5	n/a	=	2.09	µg/L	EPA 8270Cm	-88	-88			
2012/13-2	Lab	srgt LCS, rec	11/29/2012	Organic	Phenol-d5	n/a	=	21	%	EPA 8270Cm	-88	-88	13	58	
2012/13-2	ME-CC	srgt environ	11/27/2012	Organic	Phenol-d5	n/a	=	22.1	µg/L	EPA 625	-88	-88			
2012/13-2	ME-CC	srgt environ, rec	11/27/2012	Organic	Phenol-d5	n/a	=	22	%	EPA 625	-88	-88	2	70	
2012/13-2	ME-CC	srgt environ	11/29/2012	Organic	Phenol-d5	n/a	=	2.3	µg/L	EPA 8270Cm	-88	-88			
2012/13-2	ME-CC	srgt environ, rec	11/29/2012	Organic	Phenol-d5	n/a	=	23	%	EPA 8270Cm	-88	-88	13	58	
2012/13-2	ME-SCR	srgt matrix spike	11/27/2012	Organic	Phenol-d5	n/a	=	20.6	µg/L	EPA 625	-88	-88			
2012/13-2	ME-SCR	srgt matrix spike, rec	11/27/2012	Organic	Phenol-d5	n/a	=	21	%	EPA 625	-88	-88	2	70	
2012/13-2	ME-SCR	srgt matrix spike dup	11/27/2012	Organic	Phenol-d5	n/a	=	20.4	µg/L	EPA 625	-88	-88			
2012/13-2	ME-SCR	srgt matrix spike dup, rec	11/27/2012	Organic	Phenol-d5	n/a	=	20	%	EPA 625	-88	-88	2	70	
2012/13-2	ME-SCR	srgt environ	11/27/2012	Organic	Phenol-d5	n/a	=	18.2	µg/L	EPA 625	-88	-88			
2012/13-2	ME-SCR	srgt environ, rec	11/27/2012	Organic	Phenol-d5	n/a	=	18	%	EPA 625	-88	-88	2	70	
2012/13-2	ME-SCR	srgt environ	11/29/2012	Organic	Phenol-d5	n/a	=	2.3	µg/L	EPA 8270Cm	-88	-88			
2012/13-2	ME-SCR	srgt environ, rec	11/29/2012	Organic	Phenol-d5	n/a	=	23	%	EPA 8270Cm	-88	-88	13	58	
2012/13-2	ME-VR2	srgt environ	11/27/2012	Organic	Phenol-d5	n/a	=	18.9	µg/L	EPA 625	-88	-88			
2012/13-2	ME-VR2	srgt environ, rec	11/27/2012	Organic	Phenol-d5	n/a	=	19	%	EPA 625	-88	-88	2	70	
2012/13-2	ME-VR2	srgt environ	11/29/2012	Organic	Phenol-d5	n/a	=	2.27	µg/L	EPA 8270Cm	-88	-88			
2012/13-2	ME-VR2	srgt environ, rec	11/29/2012	Organic	Phenol-d5	n/a	=	23	%	EPA 8270Cm	-88	-88	13	58	
2012/13-2	MO-CAM	srgt environ	11/28/2012	Organic	Phenol-d5	n/a	=	19.8	µg/L	EPA 625	-88	-88			D,DF
2012/13-2	MO-CAM	srgt environ, rec	11/28/2012	Organic	Phenol-d5	n/a	=	20	%	EPA 625	-88	-88	2	70	D,DF
2012/13-2	MO-CAM	srgt environ	11/29/2012	Organic	Phenol-d5	n/a	=	2.88	µg/L	EPA 8270Cm	-88	-88			
2012/13-2	MO-CAM	srgt environ, rec	11/29/2012	Organic	Phenol-d5	n/a	=	29	%	EPA 8270Cm	-88	-88	13	58	
2012/13-2	MO-FIL	srgt environ	11/28/2012	Organic	Phenol-d5	n/a	=	23.7	µg/L	EPA 625	-88	-88			
2012/13-2	MO-FIL	srgt environ, rec	11/28/2012	Organic	Phenol-d5	n/a	=	24	%	EPA 625	-88	-88	2	70	
2012/13-2	MO-FIL	srgt environ	11/29/2012	Organic	Phenol-d5	n/a	=	2.81	µg/L	EPA 8270Cm	-88	-88			
2012/13-2	MO-FIL	srgt environ, rec	11/29/2012	Organic	Phenol-d5	n/a	=	28	%	EPA 8270Cm	-88	-88	13	58	
2012/13-2	MO-HUE	srgt environ	11/28/2012	Organic	Phenol-d5	n/a	=	28.5	µg/L	EPA 625	-88	-88			
2012/13-2	MO-HUE	srgt environ, rec	11/28/2012	Organic	Phenol-d5	n/a	=	29	%	EPA 625	-88	-88	2	70	
2012/13-2	MO-HUE	srgt environ	11/29/2012	Organic	Phenol-d5	n/a	=	2.65	µg/L	EPA 8270Cm	-88	-88			
2012/13-2	MO-HUE	srgt environ, rec	11/29/2012	Organic	Phenol-d5	n/a	=	26	%	EPA 8270Cm	-88	-88	13	58	
2012/13-2	MO-MEI	srgt environ	11/28/2012	Organic	Phenol-d5	n/a	=	22	µg/L	EPA 625	-88	-88			D,DF
2012/13-2	MO-MEI	srgt environ, rec	11/28/2012	Organic	Phenol-d5	n/a	=	22	%	EPA 625	-88	-88	2	70	D,DF
2012/13-2	MO-MEI	srgt environ	11/29/2012	Organic	Phenol-d5	n/a	=	2.88	µg/L	EPA 8270Cm	-88	-88			D,DF
2012/13-2	MO-MEI	srgt environ, rec	11/29/2012	Organic	Phenol-d5	n/a	=	27	%	EPA 8270Cm	-88	-88	13	58	D,DF
2012/13-2	MO-MPK	srgt environ	11/28/2012	Organic	Phenol-d5	n/a	=	31.4	µg/L	EPA 625	-88	-88			D,DF
2012/13-2	MO-MPK	srgt environ, rec	11/28/2012	Organic	Phenol-d5	n/a	=	31	%	EPA 625	-88	-88	2	70	D,DF
2012/13-2	MO-MPK	srgt environ	11/29/2012	Organic	Phenol-d5	n/a	=	3.86	µg/L	EPA 8270Cm	-88	-88			
2012/13-2	MO-MPK	srgt environ, rec	11/29/2012	Organic	Phenol-d5	n/a	=	39	%	EPA 8270Cm	-88	-88	13	58	
2012/13-2	MO-OJA	srgt environ	11/28/2012	Organic	Phenol-d5	n/a	=	25.1	µg/L	EPA 625	-88	-88			
2012/13-2	MO-OJA	srgt environ, rec	11/28/2012	Organic	Phenol-d5	n/a	=	25	%	EPA 625	-88	-88	2	70	
2012/13-2	MO-OJA	srgt environ	11/29/2012	Organic	Phenol-d5	n/a	=	2.84	µg/L	EPA 8270Cm	-88	-88			
2012/13-2	MO-OJA	srgt environ, rec	11/29/2012	Organic	Phenol-d5	n/a	=	28	%	EPA 8270Cm	-88	-88	13	58	
2012/13-2	MO-OXN	srgt environ	11/28/2012	Organic	Phenol-d5	n/a	=	21.3	µg/L	EPA 625	-88	-88			D,DF

Appendix F
Laboratory QA/QC Analysis Results

Event ID	Site ID	QAQC Sample Type	Analysis Date	Classification	Constituent	Fraction	Sign	Result	Units	Method	MDL	RL	QA Limit		DQOComp
													Min	Max	
2012/13-2	MO-OXN	srgt environ, rec	11/28/2012	Organic	Phenol-d5	n/a	=	21	%	EPA 625	-88	-88	2	70	D,DF
2012/13-2	MO-OXN	srgt environ	11/29/2012	Organic	Phenol-d5	n/a	=	2.54	µg/L	EPA 8270Cm	-88	-88			
2012/13-2	MO-OXN	srgt environ, rec	11/29/2012	Organic	Phenol-d5	n/a	=	25	%	EPA 8270Cm	-88	-88	13	58	
2012/13-2	MO-SIM	srgt environ	11/28/2012	Organic	Phenol-d5	n/a	=	20.8	µg/L	EPA 625	-88	-88			D,DF
2012/13-2	MO-SIM	srgt environ, rec	11/28/2012	Organic	Phenol-d5	n/a	=	21	%	EPA 625	-88	-88	2	70	D,DF
2012/13-2	MO-SIM	srgt environ	11/29/2012	Organic	Phenol-d5	n/a	=	2.52	µg/L	EPA 8270Cm	-88	-88			
2012/13-2	MO-SIM	srgt environ, rec	11/29/2012	Organic	Phenol-d5	n/a	=	25	%	EPA 8270Cm	-88	-88	13	58	
2012/13-2	MO-SPA	srgt environ	11/28/2012	Organic	Phenol-d5	n/a	=	16.4	µg/L	EPA 625	-88	-88			D,DF
2012/13-2	MO-SPA	srgt environ, rec	11/28/2012	Organic	Phenol-d5	n/a	=	17	%	EPA 625	-88	-88	2	70	D,DF
2012/13-2	MO-SPA	srgt environ	11/29/2012	Organic	Phenol-d5	n/a	=	2.44	µg/L	EPA 8270Cm	-88	-88			
2012/13-2	MO-SPA	srgt environ, rec	11/29/2012	Organic	Phenol-d5	n/a	=	24	%	EPA 8270Cm	-88	-88	13	58	
2012/13-2	MO-THO	srgt environ	11/28/2012	Organic	Phenol-d5	n/a	=	26.4	µg/L	EPA 625	-88	-88			
2012/13-2	MO-THO	srgt environ, rec	11/28/2012	Organic	Phenol-d5	n/a	=	26	%	EPA 625	-88	-88	2	70	
2012/13-2	MO-THO	srgt matrix spike	11/29/2012	Organic	Phenol-d5	n/a	=	3.44	µg/L	EPA 8270Cm	-88	-88			
2012/13-2	MO-THO	srgt matrix spike, rec	11/29/2012	Organic	Phenol-d5	n/a	=	34	%	EPA 8270Cm	-88	-88	13	58	
2012/13-2	MO-THO	srgt matrix spike dup	11/29/2012	Organic	Phenol-d5	n/a	=	3.03	µg/L	EPA 8270Cm	-88	-88			
2012/13-2	MO-THO	srgt matrix spike dup, rec	11/29/2012	Organic	Phenol-d5	n/a	=	30	%	EPA 8270Cm	-88	-88	13	58	
2012/13-2	MO-THO	srgt environ	11/29/2012	Organic	Phenol-d5	n/a	=	2.45	µg/L	EPA 8270Cm	-88	-88			
2012/13-2	MO-THO	srgt environ, rec	11/29/2012	Organic	Phenol-d5	n/a	=	24	%	EPA 8270Cm	-88	-88	13	58	
2012/13-2	MO-VEN	srgt environ	11/28/2012	Organic	Phenol-d5	n/a	=	16.8	µg/L	EPA 625	-88	-88			D,DF
2012/13-2	MO-VEN	srgt environ, rec	11/28/2012	Organic	Phenol-d5	n/a	=	17	%	EPA 625	-88	-88	2	70	D,DF
2012/13-2	MO-VEN	srgt environ	11/29/2012	Organic	Phenol-d5	n/a	=	2.8	µg/L	EPA 8270Cm	-88	-88			D,DF
2012/13-2	MO-VEN	srgt environ, rec	11/29/2012	Organic	Phenol-d5	n/a	=	27	%	EPA 8270Cm	-88	-88	13	58	D,DF
2012/13-2	Lab	srgt method blank	11/27/2012	Organic	p-Terphenyl-d14	n/a	=	35.3	µg/L	EPA 625	-88	-88			
2012/13-2	Lab	srgt method blank, rec	11/27/2012	Organic	p-Terphenyl-d14	n/a	=	71	%	EPA 625	-88	-88	6	145	
2012/13-2	Lab	srgt LCS	11/27/2012	Organic	p-Terphenyl-d14	n/a	=	39.3	µg/L	EPA 625	-88	-88			
2012/13-2	Lab	srgt LCS, rec	11/27/2012	Organic	p-Terphenyl-d14	n/a	=	79	%	EPA 625	-88	-88	6	145	
2012/13-2	Lab	srgt method blank	11/28/2012	Organic	p-Terphenyl-d14	n/a	=	3.31	µg/L	EPA 8270Cm	-88	-88			
2012/13-2	Lab	srgt method blank, rec	11/28/2012	Organic	p-Terphenyl-d14	n/a	=	66	%	EPA 8270Cm	-88	-88	19	134	
2012/13-2	Lab	srgt LCS	11/28/2012	Organic	p-Terphenyl-d14	n/a	=	3.14	µg/L	EPA 8270Cm	-88	-88			
2012/13-2	Lab	srgt LCS, rec	11/28/2012	Organic	p-Terphenyl-d14	n/a	=	63	%	EPA 8270Cm	-88	-88	19	134	
2012/13-2	ME-CC	srgt environ	11/27/2012	Organic	p-Terphenyl-d14	n/a	=	41.3	µg/L	EPA 625	-88	-88			
2012/13-2	ME-CC	srgt environ, rec	11/27/2012	Organic	p-Terphenyl-d14	n/a	=	83	%	EPA 625	-88	-88	6	145	
2012/13-2	ME-CC	srgt environ	11/28/2012	Organic	p-Terphenyl-d14	n/a	=	2.66	µg/L	EPA 8270Cm	-88	-88			
2012/13-2	ME-CC	srgt environ, rec	11/28/2012	Organic	p-Terphenyl-d14	n/a	=	53	%	EPA 8270Cm	-88	-88	19	134	
2012/13-2	ME-SCR	srgt matrix spike	11/27/2012	Organic	p-Terphenyl-d14	n/a	=	39.9	µg/L	EPA 625	-88	-88			
2012/13-2	ME-SCR	srgt matrix spike, rec	11/27/2012	Organic	p-Terphenyl-d14	n/a	=	80	%	EPA 625	-88	-88	6	145	
2012/13-2	ME-SCR	srgt matrix spike dup	11/27/2012	Organic	p-Terphenyl-d14	n/a	=	36.5	µg/L	EPA 625	-88	-88			
2012/13-2	ME-SCR	srgt matrix spike dup, rec	11/27/2012	Organic	p-Terphenyl-d14	n/a	=	73	%	EPA 625	-88	-88	6	145	
2012/13-2	ME-SCR	srgt environ	11/27/2012	Organic	p-Terphenyl-d14	n/a	=	32.2	µg/L	EPA 625	-88	-88			
2012/13-2	ME-SCR	srgt environ, rec	11/27/2012	Organic	p-Terphenyl-d14	n/a	=	64	%	EPA 625	-88	-88	6	145	
2012/13-2	ME-SCR	srgt environ	11/29/2012	Organic	p-Terphenyl-d14	n/a	=	2.66	µg/L	EPA 8270Cm	-88	-88			
2012/13-2	ME-SCR	srgt environ, rec	11/29/2012	Organic	p-Terphenyl-d14	n/a	=	53	%	EPA 8270Cm	-88	-88	19	134	
2012/13-2	ME-VR2	srgt environ	11/27/2012	Organic	p-Terphenyl-d14	n/a	=	36.4	µg/L	EPA 625	-88	-88			
2012/13-2	ME-VR2	srgt environ, rec	11/27/2012	Organic	p-Terphenyl-d14	n/a	=	73	%	EPA 625	-88	-88	6	145	
2012/13-2	ME-VR2	srgt environ	11/29/2012	Organic	p-Terphenyl-d14	n/a	=	2.68	µg/L	EPA 8270Cm	-88	-88			
2012/13-2	ME-VR2	srgt environ, rec	11/29/2012	Organic	p-Terphenyl-d14	n/a	=	54	%	EPA 8270Cm	-88	-88	19	134	

Appendix F
Laboratory QA/QC Analysis Results

Event ID	Site ID	QAQC Sample Type	Analysis Date	Classification	Constituent	Fraction	Sign	Result	Units	Method	MDL	RL	QA Limit		DQOComp
													Min	Max	
2012/13-2	MO-CAM	srgt environ	11/28/2012	Organic	p-Terphenyl-d14	n/a	=	32.2	µg/L	EPA 625	-88	-88			D,DF
2012/13-2	MO-CAM	srgt environ, rec	11/28/2012	Organic	p-Terphenyl-d14	n/a	=	64	%	EPA 625	-88	-88	6	145	D,DF
2012/13-2	MO-CAM	srgt environ	11/29/2012	Organic	p-Terphenyl-d14	n/a	=	2.47	µg/L	EPA 8270Cm	-88	-88			
2012/13-2	MO-CAM	srgt environ, rec	11/29/2012	Organic	p-Terphenyl-d14	n/a	=	49	%	EPA 8270Cm	-88	-88	19	134	
2012/13-2	MO-FIL	srgt environ	11/28/2012	Organic	p-Terphenyl-d14	n/a	=	40.4	µg/L	EPA 625	-88	-88			
2012/13-2	MO-FIL	srgt environ, rec	11/28/2012	Organic	p-Terphenyl-d14	n/a	=	81	%	EPA 625	-88	-88	6	145	
2012/13-2	MO-FIL	srgt environ	11/29/2012	Organic	p-Terphenyl-d14	n/a	=	2.46	µg/L	EPA 8270Cm	-88	-88			
2012/13-2	MO-FIL	srgt environ, rec	11/29/2012	Organic	p-Terphenyl-d14	n/a	=	49	%	EPA 8270Cm	-88	-88	19	134	
2012/13-2	MO-HUE	srgt environ	11/28/2012	Organic	p-Terphenyl-d14	n/a	=	42.9	µg/L	EPA 625	-88	-88			
2012/13-2	MO-HUE	srgt environ, rec	11/28/2012	Organic	p-Terphenyl-d14	n/a	=	86	%	EPA 625	-88	-88	6	145	
2012/13-2	MO-HUE	srgt environ	11/29/2012	Organic	p-Terphenyl-d14	n/a	=	2.59	µg/L	EPA 8270Cm	-88	-88			
2012/13-2	MO-HUE	srgt environ, rec	11/29/2012	Organic	p-Terphenyl-d14	n/a	=	52	%	EPA 8270Cm	-88	-88	19	134	
2012/13-2	MO-MEI	srgt environ	11/28/2012	Organic	p-Terphenyl-d14	n/a	=	31.5	µg/L	EPA 625	-88	-88			D,DF
2012/13-2	MO-MEI	srgt environ, rec	11/28/2012	Organic	p-Terphenyl-d14	n/a	=	63	%	EPA 625	-88	-88	6	145	D,DF
2012/13-2	MO-MEI	srgt environ	11/29/2012	Organic	p-Terphenyl-d14	n/a	=	2.16	µg/L	EPA 8270Cm	-88	-88			D,DF
2012/13-2	MO-MEI	srgt environ, rec	11/29/2012	Organic	p-Terphenyl-d14	n/a	=	41	%	EPA 8270Cm	-88	-88	19	134	D,DF
2012/13-2	MO-MPK	srgt environ	11/28/2012	Organic	p-Terphenyl-d14	n/a	=	32.2	µg/L	EPA 625	-88	-88			D,DF
2012/13-2	MO-MPK	srgt environ, rec	11/28/2012	Organic	p-Terphenyl-d14	n/a	=	64	%	EPA 625	-88	-88	6	145	D,DF
2012/13-2	MO-MPK	srgt environ	11/29/2012	Organic	p-Terphenyl-d14	n/a	=	2.15	µg/L	EPA 8270Cm	-88	-88			
2012/13-2	MO-MPK	srgt environ, rec	11/29/2012	Organic	p-Terphenyl-d14	n/a	=	43	%	EPA 8270Cm	-88	-88	19	134	
2012/13-2	MO-OJA	srgt environ	11/28/2012	Organic	p-Terphenyl-d14	n/a	=	38.9	µg/L	EPA 625	-88	-88			
2012/13-2	MO-OJA	srgt environ, rec	11/28/2012	Organic	p-Terphenyl-d14	n/a	=	78	%	EPA 625	-88	-88	6	145	
2012/13-2	MO-OJA	srgt environ	11/29/2012	Organic	p-Terphenyl-d14	n/a	=	2.35	µg/L	EPA 8270Cm	-88	-88			
2012/13-2	MO-OJA	srgt environ, rec	11/29/2012	Organic	p-Terphenyl-d14	n/a	=	47	%	EPA 8270Cm	-88	-88	19	134	
2012/13-2	MO-OXN	srgt environ	11/28/2012	Organic	p-Terphenyl-d14	n/a	=	33.6	µg/L	EPA 625	-88	-88			D,DF
2012/13-2	MO-OXN	srgt environ, rec	11/28/2012	Organic	p-Terphenyl-d14	n/a	=	67	%	EPA 625	-88	-88	6	145	D,DF
2012/13-2	MO-OXN	srgt environ	11/29/2012	Organic	p-Terphenyl-d14	n/a	=	2.65	µg/L	EPA 8270Cm	-88	-88			
2012/13-2	MO-OXN	srgt environ, rec	11/29/2012	Organic	p-Terphenyl-d14	n/a	=	53	%	EPA 8270Cm	-88	-88	19	134	
2012/13-2	MO-SIM	srgt environ	11/28/2012	Organic	p-Terphenyl-d14	n/a	=	42.4	µg/L	EPA 625	-88	-88			D,DF
2012/13-2	MO-SIM	srgt environ, rec	11/28/2012	Organic	p-Terphenyl-d14	n/a	=	85	%	EPA 625	-88	-88	6	145	D,DF
2012/13-2	MO-SIM	srgt environ	11/29/2012	Organic	p-Terphenyl-d14	n/a	=	3.29	µg/L	EPA 8270Cm	-88	-88			
2012/13-2	MO-SIM	srgt environ, rec	11/29/2012	Organic	p-Terphenyl-d14	n/a	=	66	%	EPA 8270Cm	-88	-88	19	134	
2012/13-2	MO-SPA	srgt environ	11/28/2012	Organic	p-Terphenyl-d14	n/a	=	26.2	µg/L	EPA 625	-88	-88			D,DF
2012/13-2	MO-SPA	srgt environ, rec	11/28/2012	Organic	p-Terphenyl-d14	n/a	=	55	%	EPA 625	-88	-88	6	145	D,DF
2012/13-2	MO-SPA	srgt environ	11/29/2012	Organic	p-Terphenyl-d14	n/a	=	1.92	µg/L	EPA 8270Cm	-88	-88			
2012/13-2	MO-SPA	srgt environ, rec	11/29/2012	Organic	p-Terphenyl-d14	n/a	=	38	%	EPA 8270Cm	-88	-88	19	134	
2012/13-2	MO-THO	srgt environ	11/28/2012	Organic	p-Terphenyl-d14	n/a	=	37	µg/L	EPA 625	-88	-88			
2012/13-2	MO-THO	srgt environ, rec	11/28/2012	Organic	p-Terphenyl-d14	n/a	=	74	%	EPA 625	-88	-88	6	145	
2012/13-2	MO-THO	srgt matrix spike	11/28/2012	Organic	p-Terphenyl-d14	n/a	=	2.65	µg/L	EPA 8270Cm	-88	-88			
2012/13-2	MO-THO	srgt matrix spike, rec	11/28/2012	Organic	p-Terphenyl-d14	n/a	=	53	%	EPA 8270Cm	-88	-88	19	134	
2012/13-2	MO-THO	srgt matrix spike dup	11/28/2012	Organic	p-Terphenyl-d14	n/a	=	1.94	µg/L	EPA 8270Cm	-88	-88			
2012/13-2	MO-THO	srgt matrix spike dup, rec	11/28/2012	Organic	p-Terphenyl-d14	n/a	=	39	%	EPA 8270Cm	-88	-88	19	134	
2012/13-2	MO-THO	srgt environ	11/29/2012	Organic	p-Terphenyl-d14	n/a	=	2.59	µg/L	EPA 8270Cm	-88	-88			
2012/13-2	MO-THO	srgt environ, rec	11/29/2012	Organic	p-Terphenyl-d14	n/a	=	52	%	EPA 8270Cm	-88	-88	19	134	
2012/13-2	MO-VEN	srgt environ	11/28/2012	Organic	p-Terphenyl-d14	n/a	=	26.5	µg/L	EPA 625	-88	-88			D,DF
2012/13-2	MO-VEN	srgt environ, rec	11/28/2012	Organic	p-Terphenyl-d14	n/a	=	53	%	EPA 625	-88	-88	6	145	D,DF
2012/13-2	MO-VEN	srgt environ	11/29/2012	Organic	p-Terphenyl-d14	n/a	=	2.4	µg/L	EPA 8270Cm	-88	-88			D,DF

Appendix F
Laboratory QA/QC Analysis Results

Event ID	Site ID	QAQC Sample Type	Analysis Date	Classification	Constituent	Fraction	Sign	Result	Units	Method	MDL	RL	QA Limit		DQOComp
													Min	Max	
2012/13-2	MO-VEN	srgt environ, rec	11/29/2012	Organic	p-Terphenyl-d14	n/a	=	46	%	EPA 8270Cm	-88	-88	19	134	D,DF
2012/13-2	Lab	method blank	11/28/2012	Organic	Pyrene	n/a	<	0.1	µg/L	EPA 8270Cm	0.1	0.1			
2012/13-2	Lab	LCS	11/28/2012	Organic	Pyrene	n/a	=	5.02	µg/L	EPA 8270Cm	0.1	0.1			EUM
2012/13-2	Lab	LCS, rec	11/28/2012	Organic	Pyrene	n/a	=	50	%	EPA 8270Cm	-88	-88	52	115	EUM
2012/13-2	MO-THO	matrix spike	11/28/2012	Organic	Pyrene	n/a	=	4.15	µg/L	EPA 8270Cm	0.1	0.1			GB
2012/13-2	MO-THO	matrix spike, rec	11/28/2012	Organic	Pyrene	n/a	=	41	%	EPA 8270Cm	-88	-88	52	115	GB
2012/13-2	MO-THO	matrix spike dup	11/28/2012	Organic	Pyrene	n/a	=	3.23	µg/L	EPA 8270Cm	0.1	0.1			GB
2012/13-2	MO-THO	matrix spike dup, rec	11/28/2012	Organic	Pyrene	n/a	=	32	%	EPA 8270Cm	-88	-88	52	115	GB
2012/13-2	MO-THO	matrix spike, RPD	11/28/2012	Organic	Pyrene	n/a	=	25	%	EPA 8270Cm	-88	-88	0	30	GB
2012/13-2	Lab	srgt method blank	11/27/2012	Organic	Tetrachloro-m-xylene (TCMX)	n/a	=	0.0389	µg/L	EPA 608	-88	-88			
2012/13-2	Lab	srgt method blank, rec	11/27/2012	Organic	Tetrachloro-m-xylene (TCMX)	n/a	=	39	%	EPA 608	-88	-88	26	131	
2012/13-2	Lab	srgt LCS	11/27/2012	Organic	Tetrachloro-m-xylene (TCMX)	n/a	=	0.0383	µg/L	EPA 608	-88	-88			
2012/13-2	Lab	srgt LCS, rec	11/27/2012	Organic	Tetrachloro-m-xylene (TCMX)	n/a	=	38	%	EPA 608	-88	-88	26	131	
2012/13-2	ME-CC	srgt environ	11/27/2012	Organic	Tetrachloro-m-xylene (TCMX)	n/a	=	0.0499	µg/L	EPA 608	-88	-88			
2012/13-2	ME-CC	srgt environ, rec	11/27/2012	Organic	Tetrachloro-m-xylene (TCMX)	n/a	=	50	%	EPA 608	-88	-88	26	131	
2012/13-2	ME-SCR	srgt environ	11/27/2012	Organic	Tetrachloro-m-xylene (TCMX)	n/a	=	0.0524	µg/L	EPA 608	-88	-88			
2012/13-2	ME-SCR	srgt environ, rec	11/27/2012	Organic	Tetrachloro-m-xylene (TCMX)	n/a	=	52	%	EPA 608	-88	-88	26	131	
2012/13-2	ME-VR2	srgt matrix spike	11/27/2012	Organic	Tetrachloro-m-xylene (TCMX)	n/a	=	0.0543	µg/L	EPA 608	-88	-88			
2012/13-2	ME-VR2	srgt matrix spike, rec	11/27/2012	Organic	Tetrachloro-m-xylene (TCMX)	n/a	=	54	%	EPA 608	-88	-88	26	131	
2012/13-2	ME-VR2	srgt matrix spike dup	11/27/2012	Organic	Tetrachloro-m-xylene (TCMX)	n/a	=	0.0343	µg/L	EPA 608	-88	-88			
2012/13-2	ME-VR2	srgt matrix spike dup, rec	11/27/2012	Organic	Tetrachloro-m-xylene (TCMX)	n/a	=	34	%	EPA 608	-88	-88	26	131	
2012/13-2	ME-VR2	srgt environ	11/27/2012	Organic	Tetrachloro-m-xylene (TCMX)	n/a	=	0.0556	µg/L	EPA 608	-88	-88			
2012/13-2	ME-VR2	srgt environ, rec	11/27/2012	Organic	Tetrachloro-m-xylene (TCMX)	n/a	=	56	%	EPA 608	-88	-88	26	131	
2012/13-2	MO-CAM	srgt environ	11/27/2012	Organic	Tetrachloro-m-xylene (TCMX)	n/a	=	0.0559	µg/L	EPA 608	-88	-88			
2012/13-2	MO-CAM	srgt environ, rec	11/27/2012	Organic	Tetrachloro-m-xylene (TCMX)	n/a	=	56	%	EPA 608	-88	-88	26	131	
2012/13-2	MO-FIL	srgt environ	11/28/2012	Organic	Tetrachloro-m-xylene (TCMX)	n/a	=	0.049	µg/L	EPA 608	-88	-88			
2012/13-2	MO-FIL	srgt environ, rec	11/28/2012	Organic	Tetrachloro-m-xylene (TCMX)	n/a	=	49	%	EPA 608	-88	-88	26	131	
2012/13-2	MO-HUE	srgt environ	11/28/2012	Organic	Tetrachloro-m-xylene (TCMX)	n/a	=	0.0553	µg/L	EPA 608	-88	-88			
2012/13-2	MO-HUE	srgt environ, rec	11/28/2012	Organic	Tetrachloro-m-xylene (TCMX)	n/a	=	55	%	EPA 608	-88	-88	26	131	
2012/13-2	MO-MEI	srgt environ	11/28/2012	Organic	Tetrachloro-m-xylene (TCMX)	n/a	=	0.0454	µg/L	EPA 608	-88	-88			
2012/13-2	MO-MEI	srgt environ, rec	11/28/2012	Organic	Tetrachloro-m-xylene (TCMX)	n/a	=	45	%	EPA 608	-88	-88	26	131	
2012/13-2	MO-MPK	srgt environ	11/28/2012	Organic	Tetrachloro-m-xylene (TCMX)	n/a	=	0.0566	µg/L	EPA 608	-88	-88			
2012/13-2	MO-MPK	srgt environ, rec	11/28/2012	Organic	Tetrachloro-m-xylene (TCMX)	n/a	=	57	%	EPA 608	-88	-88	26	131	
2012/13-2	MO-OJA	srgt environ	11/28/2012	Organic	Tetrachloro-m-xylene (TCMX)	n/a	=	0.0485	µg/L	EPA 608	-88	-88			
2012/13-2	MO-OJA	srgt environ, rec	11/28/2012	Organic	Tetrachloro-m-xylene (TCMX)	n/a	=	48	%	EPA 608	-88	-88	26	131	
2012/13-2	MO-OXN	srgt environ	11/28/2012	Organic	Tetrachloro-m-xylene (TCMX)	n/a	=	0.0754	µg/L	EPA 608	-88	-88			
2012/13-2	MO-OXN	srgt environ, rec	11/28/2012	Organic	Tetrachloro-m-xylene (TCMX)	n/a	=	75	%	EPA 608	-88	-88	26	131	
2012/13-2	MO-SIM	srgt environ	11/28/2012	Organic	Tetrachloro-m-xylene (TCMX)	n/a	=	0.0462	µg/L	EPA 608	-88	-88			
2012/13-2	MO-SIM	srgt environ, rec	11/28/2012	Organic	Tetrachloro-m-xylene (TCMX)	n/a	=	46	%	EPA 608	-88	-88	26	131	
2012/13-2	MO-SPA	srgt environ	11/28/2012	Organic	Tetrachloro-m-xylene (TCMX)	n/a	=	0.064	µg/L	EPA 608	-88	-88			
2012/13-2	MO-SPA	srgt environ, rec	11/28/2012	Organic	Tetrachloro-m-xylene (TCMX)	n/a	=	64	%	EPA 608	-88	-88	26	131	
2012/13-2	MO-THO	srgt environ	11/28/2012	Organic	Tetrachloro-m-xylene (TCMX)	n/a	=	0.0572	µg/L	EPA 608	-88	-88			
2012/13-2	MO-THO	srgt environ, rec	11/28/2012	Organic	Tetrachloro-m-xylene (TCMX)	n/a	=	57	%	EPA 608	-88	-88	26	131	
2012/13-2	MO-VEN	srgt environ	11/28/2012	Organic	Tetrachloro-m-xylene (TCMX)	n/a	=	0.0718	µg/L	EPA 608	-88	-88			
2012/13-2	MO-VEN	srgt environ, rec	11/28/2012	Organic	Tetrachloro-m-xylene (TCMX)	n/a	=	68	%	EPA 608	-88	-88	26	131	
2012/13-2	Lab	srgt method blank	12/3/2012	Organic	Triphenylphosphate	n/a	=	3.89	µg/L	EPA 525.2	-88	-88			
2012/13-2	Lab	srgt method blank, rec	12/3/2012	Organic	Triphenylphosphate	n/a	=	78	%	EPA 525.2	-88	-88	71	150	

Appendix F
Laboratory QA/QC Analysis Results

Event ID	Site ID	QAQC Sample Type	Analysis Date	Classification	Constituent	Fraction	Sign	Result	Units	Method	MDL	RL	QA Limit		DQOComp
													Min	Max	
2012/13-2	Lab	srgt LCS	12/3/2012	Organic	Triphenylphosphate	n/a	=	4.9	µg/L	EPA 525.2	-88	-88			
2012/13-2	Lab	srgt LCS, rec	12/3/2012	Organic	Triphenylphosphate	n/a	=	98	%	EPA 525.2	-88	-88	71	150	
2012/13-2	Lab	srgt method blank	12/5/2012	Organic	Triphenylphosphate	n/a	=	4.87	µg/L	EPA 525.2	-88	-88			
2012/13-2	Lab	srgt method blank, rec	12/5/2012	Organic	Triphenylphosphate	n/a	=	97	%	EPA 525.2	-88	-88	71	150	
2012/13-2	Lab	srgt LCS	12/5/2012	Organic	Triphenylphosphate	n/a	=	5.03	µg/L	EPA 525.2	-88	-88			
2012/13-2	Lab	srgt LCS, rec	12/5/2012	Organic	Triphenylphosphate	n/a	=	101	%	EPA 525.2	-88	-88	71	150	
2012/13-2	Lab	srgt LCS	12/13/2012	Organic	Triphenylphosphate	n/a	=	0.637	µg/L	EPA 525.2	-88	-88			
2012/13-2	Lab	srgt LCS, rec	12/13/2012	Organic	Triphenylphosphate	n/a	=	127	%	EPA 525.2	-88	-88	71	150	
2012/13-2	Lab	srgt method blank	12/13/2012	Organic	Triphenylphosphate	n/a	=	0.423	µg/L	EPA 525.2	-88	-88			
2012/13-2	Lab	srgt method blank, rec	12/13/2012	Organic	Triphenylphosphate	n/a	=	85	%	EPA 525.2	-88	-88	71	150	
2012/13-2	Lab	srgt LCS	12/14/2012	Organic	Triphenylphosphate	n/a	=	0.723	µg/L	EPA 525.2	-88	-88			
2012/13-2	Lab	srgt LCS, rec	12/14/2012	Organic	Triphenylphosphate	n/a	=	145	%	EPA 525.2	-88	-88	71	150	
2012/13-2	Lab	srgt method blank	12/14/2012	Organic	Triphenylphosphate	n/a	=	0.593	µg/L	EPA 525.2	-88	-88			
2012/13-2	Lab	srgt method blank, rec	12/14/2012	Organic	Triphenylphosphate	n/a	=	119	%	EPA 525.2	-88	-88	71	150	
2012/13-2	ME-CC	srgt environ	12/4/2012	Organic	Triphenylphosphate	n/a	=	3.71	µg/L	EPA 525.2	-88	-88			
2012/13-2	ME-CC	srgt environ, rec	12/4/2012	Organic	Triphenylphosphate	n/a	=	74	%	EPA 525.2	-88	-88	71	150	
2012/13-2	ME-CC	srgt environ	12/13/2012	Organic	Triphenylphosphate	n/a	=	0.737	µg/L	EPA 525.2	-88	-88			
2012/13-2	ME-CC	srgt environ, rec	12/13/2012	Organic	Triphenylphosphate	n/a	=	147	%	EPA 525.2	-88	-88	71	150	
2012/13-2	ME-SCR	srgt matrix spike	12/3/2012	Organic	Triphenylphosphate	n/a	=	4.01	µg/L	EPA 525.2	-88	-88			
2012/13-2	ME-SCR	srgt matrix spike, rec	12/3/2012	Organic	Triphenylphosphate	n/a	=	80	%	EPA 525.2	-88	-88	71	150	
2012/13-2	ME-SCR	srgt matrix spike dup	12/3/2012	Organic	Triphenylphosphate	n/a	=	4.2	µg/L	EPA 525.2	-88	-88			
2012/13-2	ME-SCR	srgt matrix spike dup, rec	12/3/2012	Organic	Triphenylphosphate	n/a	=	84	%	EPA 525.2	-88	-88	71	150	
2012/13-2	ME-SCR	srgt environ	12/4/2012	Organic	Triphenylphosphate	n/a	=	3.93	µg/L	EPA 525.2	-88	-88			
2012/13-2	ME-SCR	srgt environ, rec	12/4/2012	Organic	Triphenylphosphate	n/a	=	79	%	EPA 525.2	-88	-88	71	150	
2012/13-2	ME-SCR	srgt environ	12/13/2012	Organic	Triphenylphosphate	n/a	=	0.606	µg/L	EPA 525.2	-88	-88			
2012/13-2	ME-SCR	srgt environ, rec	12/13/2012	Organic	Triphenylphosphate	n/a	=	121	%	EPA 525.2	-88	-88	71	150	
2012/13-2	ME-VR2	srgt environ	12/4/2012	Organic	Triphenylphosphate	n/a	=	3.94	µg/L	EPA 525.2	-88	-88			
2012/13-2	ME-VR2	srgt environ, rec	12/4/2012	Organic	Triphenylphosphate	n/a	=	79	%	EPA 525.2	-88	-88	71	150	
2012/13-2	ME-VR2	srgt environ	12/13/2012	Organic	Triphenylphosphate	n/a	=	0.57	µg/L	EPA 525.2	-88	-88			
2012/13-2	ME-VR2	srgt environ, rec	12/13/2012	Organic	Triphenylphosphate	n/a	=	114	%	EPA 525.2	-88	-88	71	150	
2012/13-2	MO-CAM	srgt environ	12/4/2012	Organic	Triphenylphosphate	n/a	=	3.57	µg/L	EPA 525.2	-88	-88			
2012/13-2	MO-CAM	srgt environ, rec	12/4/2012	Organic	Triphenylphosphate	n/a	=	71	%	EPA 525.2	-88	-88	71	150	
2012/13-2	MO-CAM	srgt environ	12/13/2012	Organic	Triphenylphosphate	n/a	=	0.631	µg/L	EPA 525.2	-88	-88			
2012/13-2	MO-CAM	srgt environ, rec	12/13/2012	Organic	Triphenylphosphate	n/a	=	126	%	EPA 525.2	-88	-88	71	150	
2012/13-2	MO-CAM	srgt matrix spike	12/13/2012	Organic	Triphenylphosphate	n/a	=	0.697	µg/L	EPA 525.2	-88	-88			
2012/13-2	MO-CAM	srgt matrix spike dup	12/13/2012	Organic	Triphenylphosphate	n/a	=	0.647	µg/L	EPA 525.2	-88	-88			
2012/13-2	MO-CAM	srgt matrix spike dup, rec	12/13/2012	Organic	Triphenylphosphate	n/a	=	129	%	EPA 525.2	-88	-88	71	150	
2012/13-2	MO-CAM	srgt matrix spike, rec	12/13/2012	Organic	Triphenylphosphate	n/a	=	139	%	EPA 525.2	-88	-88	71	150	
2012/13-2	MO-FIL	srgt environ	12/4/2012	Organic	Triphenylphosphate	n/a	=	3.53	µg/L	EPA 525.2	-88	-88			
2012/13-2	MO-FIL	srgt environ, rec	12/4/2012	Organic	Triphenylphosphate	n/a	=	71	%	EPA 525.2	-88	-88	71	150	
2012/13-2	MO-FIL	srgt environ	12/13/2012	Organic	Triphenylphosphate	n/a	=	0.59	µg/L	EPA 525.2	-88	-88			
2012/13-2	MO-FIL	srgt environ, rec	12/13/2012	Organic	Triphenylphosphate	n/a	=	118	%	EPA 525.2	-88	-88	71	150	
2012/13-2	MO-HUE	srgt environ	12/6/2012	Organic	Triphenylphosphate	n/a	=	4.12	µg/L	EPA 525.2	-88	-88			
2012/13-2	MO-HUE	srgt environ, rec	12/6/2012	Organic	Triphenylphosphate	n/a	=	82	%	EPA 525.2	-88	-88	71	150	
2012/13-2	MO-HUE	srgt environ	12/14/2012	Organic	Triphenylphosphate	n/a	=	0.716	µg/L	EPA 525.2	-88	-88			
2012/13-2	MO-HUE	srgt environ, rec	12/14/2012	Organic	Triphenylphosphate	n/a	=	143	%	EPA 525.2	-88	-88	71	150	
2012/13-2	MO-HUE	srgt matrix spike	12/14/2012	Organic	Triphenylphosphate	n/a	=	0.712	µg/L	EPA 525.2	-88	-88			

Appendix F
Laboratory QA/QC Analysis Results

Event ID	Site ID	QAQC Sample Type	Analysis Date	Classification	Constituent	Fraction	Sign	Result	Units	Method	MDL	RL	QA Limit		DQOComp
													Min	Max	
2012/13-2	MO-HUE	srgt matrix spike dup	12/14/2012	Organic	Triphenylphosphate	n/a	=	0.723	µg/L	EPA 525.2	-88	-88			
2012/13-2	MO-HUE	srgt matrix spike dup, rec	12/14/2012	Organic	Triphenylphosphate	n/a	=	145	%	EPA 525.2	-88	-88	71	150	
2012/13-2	MO-HUE	srgt matrix spike, rec	12/14/2012	Organic	Triphenylphosphate	n/a	=	142	%	EPA 525.2	-88	-88	71	150	
2012/13-2	MO-MEI	srgt environ	12/4/2012	Organic	Triphenylphosphate	n/a	=	3.39	µg/L	EPA 525.2	-88	-88			GN
2012/13-2	MO-MEI	srgt environ, rec	12/4/2012	Organic	Triphenylphosphate	n/a	=	68	%	EPA 525.2	-88	-88	71	150	GN
2012/13-2	MO-MEI	srgt environ	12/13/2012	Organic	Triphenylphosphate	n/a	=	0.647	µg/L	EPA 525.2	-88	-88			
2012/13-2	MO-MEI	srgt environ, rec	12/13/2012	Organic	Triphenylphosphate	n/a	=	129	%	EPA 525.2	-88	-88	71	150	
2012/13-2	MO-MPK	srgt environ	12/4/2012	Organic	Triphenylphosphate	n/a	=	3.15	µg/L	EPA 525.2	-88	-88			GN
2012/13-2	MO-MPK	srgt environ, rec	12/4/2012	Organic	Triphenylphosphate	n/a	=	63	%	EPA 525.2	-88	-88	71	150	GN
2012/13-2	MO-MPK	srgt environ	12/13/2012	Organic	Triphenylphosphate	n/a	=	0.62	µg/L	EPA 525.2	-88	-88			
2012/13-2	MO-MPK	srgt environ, rec	12/13/2012	Organic	Triphenylphosphate	n/a	=	124	%	EPA 525.2	-88	-88	71	150	
2012/13-2	MO-OJA	srgt environ	12/4/2012	Organic	Triphenylphosphate	n/a	=	3.51	µg/L	EPA 525.2	-88	-88			GN
2012/13-2	MO-OJA	srgt environ, rec	12/4/2012	Organic	Triphenylphosphate	n/a	=	70	%	EPA 525.2	-88	-88	71	150	GN
2012/13-2	MO-OJA	srgt environ	12/13/2012	Organic	Triphenylphosphate	n/a	=	0.685	µg/L	EPA 525.2	-88	-88			
2012/13-2	MO-OJA	srgt environ, rec	12/13/2012	Organic	Triphenylphosphate	n/a	=	137	%	EPA 525.2	-88	-88	71	150	
2012/13-2	MO-OXN	srgt matrix spike	12/5/2012	Organic	Triphenylphosphate	n/a	=	3.79	µg/L	EPA 525.2	-88	-88			
2012/13-2	MO-OXN	srgt matrix spike, rec	12/5/2012	Organic	Triphenylphosphate	n/a	=	76	%	EPA 525.2	-88	-88	71	150	
2012/13-2	MO-OXN	srgt matrix spike dup	12/5/2012	Organic	Triphenylphosphate	n/a	=	3.44	µg/L	EPA 525.2	-88	-88			GN
2012/13-2	MO-OXN	srgt matrix spike dup, rec	12/5/2012	Organic	Triphenylphosphate	n/a	=	69	%	EPA 525.2	-88	-88	71	150	GN
2012/13-2	MO-OXN	srgt environ	12/6/2012	Organic	Triphenylphosphate	n/a	=	3.92	µg/L	EPA 525.2	-88	-88			
2012/13-2	MO-OXN	srgt environ, rec	12/6/2012	Organic	Triphenylphosphate	n/a	=	78	%	EPA 525.2	-88	-88	71	150	
2012/13-2	MO-OXN	srgt environ	12/14/2012	Organic	Triphenylphosphate	n/a	=	0.706	µg/L	EPA 525.2	-88	-88			
2012/13-2	MO-OXN	srgt environ, rec	12/14/2012	Organic	Triphenylphosphate	n/a	=	141	%	EPA 525.2	-88	-88	71	150	
2012/13-2	MO-SIM	srgt environ	12/4/2012	Organic	Triphenylphosphate	n/a	=	3.14	µg/L	EPA 525.2	-88	-88			GN
2012/13-2	MO-SIM	srgt environ, rec	12/4/2012	Organic	Triphenylphosphate	n/a	=	63	%	EPA 525.2	-88	-88	71	150	GN
2012/13-2	MO-SIM	srgt environ	12/13/2012	Organic	Triphenylphosphate	n/a	=	0.564	µg/L	EPA 525.2	-88	-88			
2012/13-2	MO-SIM	srgt environ, rec	12/13/2012	Organic	Triphenylphosphate	n/a	=	113	%	EPA 525.2	-88	-88	71	150	
2012/13-2	MO-SPA	srgt environ	12/4/2012	Organic	Triphenylphosphate	n/a	=	3.01	µg/L	EPA 525.2	-88	-88			GN
2012/13-2	MO-SPA	srgt environ, rec	12/4/2012	Organic	Triphenylphosphate	n/a	=	63	%	EPA 525.2	-88	-88	71	150	GN
2012/13-2	MO-SPA	srgt environ	12/13/2012	Organic	Triphenylphosphate	n/a	=	0.604	µg/L	EPA 525.2	-88	-88			
2012/13-2	MO-SPA	srgt environ, rec	12/13/2012	Organic	Triphenylphosphate	n/a	=	121	%	EPA 525.2	-88	-88	71	150	
2012/13-2	MO-THO	srgt environ	12/4/2012	Organic	Triphenylphosphate	n/a	=	4.2	µg/L	EPA 525.2	-88	-88			
2012/13-2	MO-THO	srgt environ, rec	12/4/2012	Organic	Triphenylphosphate	n/a	=	84	%	EPA 525.2	-88	-88	71	150	
2012/13-2	MO-THO	srgt environ	12/13/2012	Organic	Triphenylphosphate	n/a	=	0.541	µg/L	EPA 525.2	-88	-88			
2012/13-2	MO-THO	srgt environ, rec	12/13/2012	Organic	Triphenylphosphate	n/a	=	108	%	EPA 525.2	-88	-88	71	150	
2012/13-2	MO-VEN	srgt environ	12/4/2012	Organic	Triphenylphosphate	n/a	=	3.34	µg/L	EPA 525.2	-88	-88			GN
2012/13-2	MO-VEN	srgt environ, rec	12/4/2012	Organic	Triphenylphosphate	n/a	=	67	%	EPA 525.2	-88	-88	71	150	GN
2012/13-2	MO-VEN	srgt environ	12/13/2012	Organic	Triphenylphosphate	n/a	=	0.612	µg/L	EPA 525.2	-88	-88			
2012/13-2	MO-VEN	srgt environ, rec	12/13/2012	Organic	Triphenylphosphate	n/a	=	122	%	EPA 525.2	-88	-88	71	150	
2012/13-2	Lab	srgt method blank	11/27/2012	PCB	PCB 209	n/a	=	0.0489	µg/L	EPA 608	-88	-88			
2012/13-2	Lab	srgt method blank, rec	11/27/2012	PCB	PCB 209	n/a	=	49	%	EPA 608	-88	-88	0.1	154	
2012/13-2	Lab	srgt LCS	11/27/2012	PCB	PCB 209	n/a	=	0.0553	µg/L	EPA 608	-88	-88			
2012/13-2	Lab	srgt LCS, rec	11/27/2012	PCB	PCB 209	n/a	=	55	%	EPA 608	-88	-88	0.1	154	
2012/13-2	ME-CC	srgt environ	11/27/2012	PCB	PCB 209	n/a	=	0.0573	µg/L	EPA 608	-88	-88			
2012/13-2	ME-CC	srgt environ, rec	11/27/2012	PCB	PCB 209	n/a	=	57	%	EPA 608	-88	-88	0.1	154	
2012/13-2	ME-SCR	srgt environ	11/27/2012	PCB	PCB 209	n/a	=	0.0574	µg/L	EPA 608	-88	-88			
2012/13-2	ME-SCR	srgt environ, rec	11/27/2012	PCB	PCB 209	n/a	=	57	%	EPA 608	-88	-88	0.1	154	

Appendix F
Laboratory QA/QC Analysis Results

Event ID	Site ID	QAQC Sample Type	Analysis Date	Classification	Constituent	Fraction	Sign	Result	Units	Method	MDL	RL	QA Limit		DQOComp
													Min	Max	
2012/13-2	ME-VR2	srgt matrix spike	11/27/2012	PCB	PCB 209	n/a	=	0.0612	µg/L	EPA 608	-88	-88			
2012/13-2	ME-VR2	srgt matrix spike, rec	11/27/2012	PCB	PCB 209	n/a	=	61	%	EPA 608	-88	-88	0.1	154	
2012/13-2	ME-VR2	srgt matrix spike dup	11/27/2012	PCB	PCB 209	n/a	=	0.0513	µg/L	EPA 608	-88	-88			
2012/13-2	ME-VR2	srgt matrix spike dup, rec	11/27/2012	PCB	PCB 209	n/a	=	51	%	EPA 608	-88	-88	0.1	154	
2012/13-2	ME-VR2	srgt environ	11/27/2012	PCB	PCB 209	n/a	=	0.0561	µg/L	EPA 608	-88	-88			
2012/13-2	ME-VR2	srgt environ, rec	11/27/2012	PCB	PCB 209	n/a	=	56	%	EPA 608	-88	-88	0.1	154	
2012/13-2	MO-CAM	srgt environ	11/27/2012	PCB	PCB 209	n/a	=	0.0458	µg/L	EPA 608	-88	-88			
2012/13-2	MO-CAM	srgt environ, rec	11/27/2012	PCB	PCB 209	n/a	=	46	%	EPA 608	-88	-88	0.1	154	
2012/13-2	MO-FIL	srgt environ	11/28/2012	PCB	PCB 209	n/a	=	0.039	µg/L	EPA 608	-88	-88			
2012/13-2	MO-FIL	srgt environ, rec	11/28/2012	PCB	PCB 209	n/a	=	39	%	EPA 608	-88	-88	0.1	154	
2012/13-2	MO-HUE	srgt environ	11/28/2012	PCB	PCB 209	n/a	=	0.0462	µg/L	EPA 608	-88	-88			
2012/13-2	MO-HUE	srgt environ, rec	11/28/2012	PCB	PCB 209	n/a	=	46	%	EPA 608	-88	-88	0.1	154	
2012/13-2	MO-MEI	srgt environ	11/28/2012	PCB	PCB 209	n/a	=	0.0261	µg/L	EPA 608	-88	-88			
2012/13-2	MO-MEI	srgt environ, rec	11/28/2012	PCB	PCB 209	n/a	=	26	%	EPA 608	-88	-88	0.1	154	
2012/13-2	MO-MPK	srgt environ	11/28/2012	PCB	PCB 209	n/a	=	0.0527	µg/L	EPA 608	-88	-88			
2012/13-2	MO-MPK	srgt environ, rec	11/28/2012	PCB	PCB 209	n/a	=	53	%	EPA 608	-88	-88	0.1	154	
2012/13-2	MO-OJA	srgt environ	11/28/2012	PCB	PCB 209	n/a	=	0.0436	µg/L	EPA 608	-88	-88			
2012/13-2	MO-OJA	srgt environ, rec	11/28/2012	PCB	PCB 209	n/a	=	44	%	EPA 608	-88	-88	0.1	154	
2012/13-2	MO-OXN	srgt environ	11/28/2012	PCB	PCB 209	n/a	=	0.0539	µg/L	EPA 608	-88	-88			
2012/13-2	MO-OXN	srgt environ, rec	11/28/2012	PCB	PCB 209	n/a	=	54	%	EPA 608	-88	-88	0.1	154	
2012/13-2	MO-SIM	srgt environ	11/28/2012	PCB	PCB 209	n/a	=	0.055	µg/L	EPA 608	-88	-88			
2012/13-2	MO-SIM	srgt environ, rec	11/28/2012	PCB	PCB 209	n/a	=	55	%	EPA 608	-88	-88	0.1	154	
2012/13-2	MO-SPA	srgt environ	11/28/2012	PCB	PCB 209	n/a	=	0.0427	µg/L	EPA 608	-88	-88			
2012/13-2	MO-SPA	srgt environ, rec	11/28/2012	PCB	PCB 209	n/a	=	43	%	EPA 608	-88	-88	0.1	154	
2012/13-2	MO-THO	srgt environ	11/28/2012	PCB	PCB 209	n/a	=	0.0459	µg/L	EPA 608	-88	-88			
2012/13-2	MO-THO	srgt environ, rec	11/28/2012	PCB	PCB 209	n/a	=	46	%	EPA 608	-88	-88	0.1	154	
2012/13-2	MO-VEN	srgt environ	11/28/2012	PCB	PCB 209	n/a	=	0.0551	µg/L	EPA 608	-88	-88			
2012/13-2	MO-VEN	srgt environ, rec	11/28/2012	PCB	PCB 209	n/a	=	52	%	EPA 608	-88	-88	0.1	154	
2012/13-2	Lab	method blank	11/27/2012	PCB	PCB Aroclor 1016	n/a	<	0.05	µg/L	EPA 608	0.05	0.5			
2012/13-2	Lab	method blank	11/27/2012	PCB	PCB Aroclor 1221	n/a	<	0.06	µg/L	EPA 608	0.06	0.5			
2012/13-2	Lab	method blank	11/27/2012	PCB	PCB Aroclor 1232	n/a	<	0.15	µg/L	EPA 608	0.15	0.5			
2012/13-2	Lab	method blank	11/27/2012	PCB	PCB Aroclor 1242	n/a	<	0.07	µg/L	EPA 608	0.07	0.5			
2012/13-2	Lab	method blank	11/27/2012	PCB	PCB Aroclor 1248	n/a	<	0.06	µg/L	EPA 608	0.06	0.5			
2012/13-2	Lab	method blank	11/27/2012	PCB	PCB Aroclor 1254	n/a	<	0.04	µg/L	EPA 608	0.04	0.5			
2012/13-2	Lab	method blank	11/27/2012	PCB	PCB Aroclor 1260	n/a	<	0.04	µg/L	EPA 608	0.04	0.5			
2012/13-2	Lab	method blank	12/1/2012	Pesticide	2,4,5-T	n/a	<	0.07	µg/L	EPA 515.3	0.07	0.2			
2012/13-2	Lab	LCS	12/1/2012	Pesticide	2,4,5-T	n/a	=	3.11	µg/L	EPA 515.3	0.07	0.2			
2012/13-2	Lab	LCS, rec	12/1/2012	Pesticide	2,4,5-T	n/a	=	78	%	EPA 515.3	-88	-88	70	130	
2012/13-2	ME-CC	matrix spike	12/1/2012	Pesticide	2,4,5-T	n/a	=	2.88	µg/L	EPA 515.3	0.07	0.2			
2012/13-2	ME-CC	matrix spike, rec	12/1/2012	Pesticide	2,4,5-T	n/a	=	72	%	EPA 515.3	-88	-88	70	130	
2012/13-2	ME-CC	matrix spike dup	12/1/2012	Pesticide	2,4,5-T	n/a	=	2.92	µg/L	EPA 515.3	0.07	0.2			
2012/13-2	ME-CC	matrix spike dup, rec	12/1/2012	Pesticide	2,4,5-T	n/a	=	73	%	EPA 515.3	-88	-88	70	130	
2012/13-2	ME-CC	matrix spike, RPD	12/1/2012	Pesticide	2,4,5-T	n/a	=	1	%	EPA 515.3	-88	-88	0	30	
2012/13-2	Lab	method blank	12/1/2012	Pesticide	2,4,5-TP	n/a	<	0.09	µg/L	EPA 515.3	0.09	0.2			
2012/13-2	Lab	LCS	12/1/2012	Pesticide	2,4,5-TP	n/a	=	3.47	µg/L	EPA 515.3	0.09	0.2			
2012/13-2	Lab	LCS, rec	12/1/2012	Pesticide	2,4,5-TP	n/a	=	87	%	EPA 515.3	-88	-88	70	130	
2012/13-2	ME-CC	matrix spike	12/1/2012	Pesticide	2,4,5-TP	n/a	=	3.07	µg/L	EPA 515.3	0.09	0.2			

Appendix F
Laboratory QA/QC Analysis Results

Event ID	Site ID	QAQC Sample Type	Analysis Date	Classification	Constituent	Fraction	Sign	Result	Units	Method	MDL	RL	QA Limit		DQOComp
													Min	Max	
2012/13-2	ME-CC	matrix spike, rec	12/1/2012	Pesticide	2,4,5-TP	n/a	=	77	%	EPA 515.3	-88	-88	70	130	
2012/13-2	ME-CC	matrix spike dup	12/1/2012	Pesticide	2,4,5-TP	n/a	=	3.2	µg/L	EPA 515.3	0.09	0.2			
2012/13-2	ME-CC	matrix spike dup, rec	12/1/2012	Pesticide	2,4,5-TP	n/a	=	80	%	EPA 515.3	-88	-88	70	130	
2012/13-2	ME-CC	matrix spike, RPD	12/1/2012	Pesticide	2,4,5-TP	n/a	=	4	%	EPA 515.3	-88	-88	0	30	
2012/13-2	Lab	method blank	12/1/2012	Pesticide	2,4-D	n/a	<	0.07	µg/L	EPA 515.3	0.07	0.4			
2012/13-2	Lab	LCS	12/1/2012	Pesticide	2,4-D	n/a	=	6.55	µg/L	EPA 515.3	0.07	0.4			
2012/13-2	Lab	LCS, rec	12/1/2012	Pesticide	2,4-D	n/a	=	82	%	EPA 515.3	-88	-88	70	130	
2012/13-2	ME-CC	matrix spike	12/1/2012	Pesticide	2,4-D	n/a	=	6.53	µg/L	EPA 515.3	0.07	0.4			
2012/13-2	ME-CC	matrix spike, rec	12/1/2012	Pesticide	2,4-D	n/a	=	82	%	EPA 515.3	-88	-88	70	130	
2012/13-2	ME-CC	matrix spike dup	12/1/2012	Pesticide	2,4-D	n/a	=	6.78	µg/L	EPA 515.3	0.07	0.4			
2012/13-2	ME-CC	matrix spike dup, rec	12/1/2012	Pesticide	2,4-D	n/a	=	85	%	EPA 515.3	-88	-88	70	130	
2012/13-2	ME-CC	matrix spike, RPD	12/1/2012	Pesticide	2,4-D	n/a	=	4	%	EPA 515.3	-88	-88	0	30	
2012/13-2	Lab	method blank	12/1/2012	Pesticide	2,4-DB	n/a	<	0.07	µg/L	EPA 515.3	0.07	2			
2012/13-2	Lab	LCS	12/1/2012	Pesticide	2,4-DB	n/a	=	14.9	µg/L	EPA 515.3	0.07	2			
2012/13-2	Lab	LCS, rec	12/1/2012	Pesticide	2,4-DB	n/a	=	93	%	EPA 515.3	-88	-88	70	130	
2012/13-2	ME-CC	matrix spike	12/1/2012	Pesticide	2,4-DB	n/a	=	13.6	µg/L	EPA 515.3	0.07	2			
2012/13-2	ME-CC	matrix spike, rec	12/1/2012	Pesticide	2,4-DB	n/a	=	85	%	EPA 515.3	-88	-88	70	130	
2012/13-2	ME-CC	matrix spike dup	12/1/2012	Pesticide	2,4-DB	n/a	=	13.6	µg/L	EPA 515.3	0.07	2			
2012/13-2	ME-CC	matrix spike dup, rec	12/1/2012	Pesticide	2,4-DB	n/a	=	85	%	EPA 515.3	-88	-88	70	130	
2012/13-2	ME-CC	matrix spike, RPD	12/1/2012	Pesticide	2,4-DB	n/a	=	0.04	%	EPA 515.3	-88	-88	0	30	
2012/13-2	Lab	method blank	12/1/2012	Pesticide	3,5-Dichlorobenzoic acid	n/a	<	0.09	µg/L	EPA 515.3	0.09	1			
2012/13-2	Lab	LCS	12/1/2012	Pesticide	3,5-Dichlorobenzoic acid	n/a	=	7.47	µg/L	EPA 515.3	0.09	1			
2012/13-2	Lab	LCS, rec	12/1/2012	Pesticide	3,5-Dichlorobenzoic acid	n/a	=	93	%	EPA 515.3	-88	-88	70	130	
2012/13-2	ME-CC	matrix spike	12/1/2012	Pesticide	3,5-Dichlorobenzoic acid	n/a	=	6.98	µg/L	EPA 515.3	0.09	1			
2012/13-2	ME-CC	matrix spike, rec	12/1/2012	Pesticide	3,5-Dichlorobenzoic acid	n/a	=	87	%	EPA 515.3	-88	-88	70	130	
2012/13-2	ME-CC	matrix spike dup	12/1/2012	Pesticide	3,5-Dichlorobenzoic acid	n/a	=	7.03	µg/L	EPA 515.3	0.09	1			
2012/13-2	ME-CC	matrix spike dup, rec	12/1/2012	Pesticide	3,5-Dichlorobenzoic acid	n/a	=	88	%	EPA 515.3	-88	-88	70	130	
2012/13-2	ME-CC	matrix spike, RPD	12/1/2012	Pesticide	3,5-Dichlorobenzoic acid	n/a	=	0.7	%	EPA 515.3	-88	-88	0	30	
2012/13-2	Lab	method blank	11/27/2012	Pesticide	4,4'-DDD	n/a	<	0.003	µg/L	EPA 608	0.003	0.05			
2012/13-2	Lab	LCS	11/27/2012	Pesticide	4,4'-DDD	n/a	=	0.0796	µg/L	EPA 608	0.003	0.05			
2012/13-2	Lab	LCS, rec	11/27/2012	Pesticide	4,4'-DDD	n/a	=	80	%	EPA 608	-88	-88	30	141	
2012/13-2	ME-VR2	matrix spike	11/27/2012	Pesticide	4,4'-DDD	n/a	=	0.0937	µg/L	EPA 608	0.003	0.05			
2012/13-2	ME-VR2	matrix spike, rec	11/27/2012	Pesticide	4,4'-DDD	n/a	=	94	%	EPA 608	-88	-88	31	141	
2012/13-2	ME-VR2	matrix spike dup	11/27/2012	Pesticide	4,4'-DDD	n/a	=	0.0832	µg/L	EPA 608	0.003	0.05			
2012/13-2	ME-VR2	matrix spike dup, rec	11/27/2012	Pesticide	4,4'-DDD	n/a	=	83	%	EPA 608	-88	-88	31	141	
2012/13-2	ME-VR2	matrix spike, RPD	11/27/2012	Pesticide	4,4'-DDD	n/a	=	12	%	EPA 608	-88	-88	0	30	
2012/13-2	Lab	method blank	11/27/2012	Pesticide	4,4'-DDE	n/a	<	0.0025	µg/L	EPA 608	0.0025	0.05			
2012/13-2	Lab	LCS	11/27/2012	Pesticide	4,4'-DDE	n/a	=	0.0666	µg/L	EPA 608	0.0025	0.05			
2012/13-2	Lab	LCS, rec	11/27/2012	Pesticide	4,4'-DDE	n/a	=	67	%	EPA 608	-88	-88	30	145	
2012/13-2	ME-VR2	matrix spike	11/27/2012	Pesticide	4,4'-DDE	n/a	=	0.0866	µg/L	EPA 608	0.0025	0.05			
2012/13-2	ME-VR2	matrix spike, rec	11/27/2012	Pesticide	4,4'-DDE	n/a	=	87	%	EPA 608	-88	-88	30	145	
2012/13-2	ME-VR2	matrix spike dup	11/27/2012	Pesticide	4,4'-DDE	n/a	=	0.0699	µg/L	EPA 608	0.0025	0.05			
2012/13-2	ME-VR2	matrix spike dup, rec	11/27/2012	Pesticide	4,4'-DDE	n/a	=	70	%	EPA 608	-88	-88	30	145	
2012/13-2	ME-VR2	matrix spike, RPD	11/27/2012	Pesticide	4,4'-DDE	n/a	=	21	%	EPA 608	-88	-88	0	30	
2012/13-2	Lab	method blank	11/27/2012	Pesticide	4,4'-DDT	n/a	<	0.0031	µg/L	EPA 608	0.0031	0.01			
2012/13-2	Lab	LCS	11/27/2012	Pesticide	4,4'-DDT	n/a	=	0.077	µg/L	EPA 608	0.0031	0.01			
2012/13-2	Lab	LCS, rec	11/27/2012	Pesticide	4,4'-DDT	n/a	=	77	%	EPA 608	-88	-88	25	160	

Appendix F
Laboratory QA/QC Analysis Results

Event ID	Site ID	QAQC Sample Type	Analysis Date	Classification	Constituent	Fraction	Sign	Result	Units	Method	MDL	RL	QA Limit		DQOComp
													Min	Max	
2012/13-2	ME-VR2	matrix spike	11/27/2012	Pesticide	4,4'-DDT	n/a	=	0.0816	µg/L	EPA 608	0.0031	0.01			
2012/13-2	ME-VR2	matrix spike, rec	11/27/2012	Pesticide	4,4'-DDT	n/a	=	82	%	EPA 608	-88	-88	25	160	
2012/13-2	ME-VR2	matrix spike dup	11/27/2012	Pesticide	4,4'-DDT	n/a	=	0.0637	µg/L	EPA 608	0.0031	0.01			
2012/13-2	ME-VR2	matrix spike dup, rec	11/27/2012	Pesticide	4,4'-DDT	n/a	=	64	%	EPA 608	-88	-88	25	160	
2012/13-2	ME-VR2	matrix spike, RPD	11/27/2012	Pesticide	4,4'-DDT	n/a	=	25	%	EPA 608	-88	-88	0	30	
2012/13-2	Lab	method blank	12/1/2012	Pesticide	Acifluorfen	n/a	<	0.06	µg/L	EPA 515.3	0.06	0.4			
2012/13-2	Lab	LCS	12/1/2012	Pesticide	Acifluorfen	n/a	=	2.98	µg/L	EPA 515.3	0.06	0.4			
2012/13-2	Lab	LCS, rec	12/1/2012	Pesticide	Acifluorfen	n/a	=	75	%	EPA 515.3	-88	-88	70	130	
2012/13-2	ME-CC	matrix spike	12/1/2012	Pesticide	Acifluorfen	n/a	=	3.04	µg/L	EPA 515.3	0.06	0.4			
2012/13-2	ME-CC	matrix spike, rec	12/1/2012	Pesticide	Acifluorfen	n/a	=	76	%	EPA 515.3	-88	-88	70	130	
2012/13-2	ME-CC	matrix spike dup	12/1/2012	Pesticide	Acifluorfen	n/a	=	2.95	µg/L	EPA 515.3	0.06	0.4			
2012/13-2	ME-CC	matrix spike dup, rec	12/1/2012	Pesticide	Acifluorfen	n/a	=	74	%	EPA 515.3	-88	-88	70	130	
2012/13-2	ME-CC	matrix spike, RPD	12/1/2012	Pesticide	Acifluorfen	n/a	=	3	%	EPA 515.3	-88	-88	0	30	
2012/13-2	Lab	method blank	12/3/2012	Pesticide	Alachlor	n/a	<	0.022	µg/L	EPA 525.2	0.022	0.1			
2012/13-2	Lab	LCS	12/3/2012	Pesticide	Alachlor	n/a	=	0.85	µg/L	EPA 525.2	0.022	0.1			
2012/13-2	Lab	LCS, rec	12/3/2012	Pesticide	Alachlor	n/a	=	85	%	EPA 525.2	-88	-88	58	164	
2012/13-2	Lab	method blank	12/5/2012	Pesticide	Alachlor	n/a	<	0.022	µg/L	EPA 525.2	0.022	0.1			
2012/13-2	Lab	LCS	12/5/2012	Pesticide	Alachlor	n/a	=	0.91	µg/L	EPA 525.2	0.022	0.1			
2012/13-2	Lab	LCS, rec	12/5/2012	Pesticide	Alachlor	n/a	=	91	%	EPA 525.2	-88	-88	58	164	
2012/13-2	ME-SCR	matrix spike	12/3/2012	Pesticide	Alachlor	n/a	=	1.06	µg/L	EPA 525.2	0.022	0.1			
2012/13-2	ME-SCR	matrix spike, rec	12/3/2012	Pesticide	Alachlor	n/a	=	106	%	EPA 525.2	-88	-88	58	177	
2012/13-2	ME-SCR	matrix spike dup	12/3/2012	Pesticide	Alachlor	n/a	=	1.04	µg/L	EPA 525.2	0.022	0.1			
2012/13-2	ME-SCR	matrix spike dup, rec	12/3/2012	Pesticide	Alachlor	n/a	=	104	%	EPA 525.2	-88	-88	58	177	
2012/13-2	ME-SCR	matrix spike, RPD	12/3/2012	Pesticide	Alachlor	n/a	=	2	%	EPA 525.2	-88	-88	0	30	
2012/13-2	MO-OXN	matrix spike	12/5/2012	Pesticide	Alachlor	n/a	=	1.26	µg/L	EPA 525.2	0.022	0.1			
2012/13-2	MO-OXN	matrix spike, rec	12/5/2012	Pesticide	Alachlor	n/a	=	126	%	EPA 525.2	-88	-88	58	177	
2012/13-2	MO-OXN	matrix spike dup	12/5/2012	Pesticide	Alachlor	n/a	=	1.26	µg/L	EPA 525.2	0.022	0.1			
2012/13-2	MO-OXN	matrix spike dup, rec	12/5/2012	Pesticide	Alachlor	n/a	=	126	%	EPA 525.2	-88	-88	58	177	
2012/13-2	MO-OXN	matrix spike, RPD	12/5/2012	Pesticide	Alachlor	n/a	=	0	%	EPA 525.2	-88	-88	0	30	
2012/13-2	Lab	method blank	11/27/2012	Pesticide	Aldrin	n/a	<	0.0015	µg/L	EPA 608	0.0015	0.005			
2012/13-2	Lab	LCS	11/27/2012	Pesticide	Aldrin	n/a	=	0.0474	µg/L	EPA 608	0.0015	0.005			
2012/13-2	Lab	LCS, rec	11/27/2012	Pesticide	Aldrin	n/a	=	47	%	EPA 608	-88	-88	42	122	
2012/13-2	ME-VR2	matrix spike	11/27/2012	Pesticide	Aldrin	n/a	=	0.0702	µg/L	EPA 608	0.0015	0.005			
2012/13-2	ME-VR2	matrix spike, rec	11/27/2012	Pesticide	Aldrin	n/a	=	70	%	EPA 608	-88	-88	42	122	
2012/13-2	ME-VR2	matrix spike dup	11/27/2012	Pesticide	Aldrin	n/a	=	0.0518	µg/L	EPA 608	0.0015	0.005			
2012/13-2	ME-VR2	matrix spike dup, rec	11/27/2012	Pesticide	Aldrin	n/a	=	52	%	EPA 608	-88	-88	42	122	
2012/13-2	ME-VR2	matrix spike, RPD	11/27/2012	Pesticide	Aldrin	n/a	=	30	%	EPA 608	-88	-88	0	30	
2012/13-2	Lab	method blank	11/27/2012	Pesticide	alpha-BHC	n/a	<	0.0018	µg/L	EPA 608	0.0018	0.01			
2012/13-2	Lab	LCS	11/27/2012	Pesticide	alpha-BHC	n/a	=	0.0726	µg/L	EPA 608	0.0018	0.01			
2012/13-2	Lab	LCS, rec	11/27/2012	Pesticide	alpha-BHC	n/a	=	73	%	EPA 608	-88	-88	37	134	
2012/13-2	ME-VR2	matrix spike	11/27/2012	Pesticide	alpha-BHC	n/a	=	0.0862	µg/L	EPA 608	0.0018	0.01			
2012/13-2	ME-VR2	matrix spike, rec	11/27/2012	Pesticide	alpha-BHC	n/a	=	86	%	EPA 608	-88	-88	37	134	
2012/13-2	ME-VR2	matrix spike dup	11/27/2012	Pesticide	alpha-BHC	n/a	=	0.0629	µg/L	EPA 608	0.0018	0.01			
2012/13-2	ME-VR2	matrix spike dup, rec	11/27/2012	Pesticide	alpha-BHC	n/a	=	63	%	EPA 608	-88	-88	37	134	
2012/13-2	ME-VR2	matrix spike, RPD	11/27/2012	Pesticide	alpha-BHC	n/a	=	31	%	EPA 608	-88	-88	0	30	IL
2012/13-2	Lab	method blank	11/27/2012	Pesticide	alpha-Chlordane	n/a	<	0.0041	µg/L	EPA 608	0.0041	0.01			
2012/13-2	Lab	method blank	12/3/2012	Pesticide	Atrazine	n/a	<	0.034	µg/L	EPA 525.2	0.034	0.1			

Appendix F
Laboratory QA/QC Analysis Results

Event ID	Site ID	QAQC Sample Type	Analysis Date	Classification	Constituent	Fraction	Sign	Result	Units	Method	MDL	RL	QA Limit		DQOComp
													Min	Max	
2012/13-2	Lab	LCS	12/3/2012	Pesticide	Atrazine	n/a	=	1.13	µg/L	EPA 525.2	0.034	0.1			
2012/13-2	Lab	LCS, rec	12/3/2012	Pesticide	Atrazine	n/a	=	113	%	EPA 525.2	-88	-88	68	133	
2012/13-2	Lab	method blank	12/5/2012	Pesticide	Atrazine	n/a	<	0.034	µg/L	EPA 525.2	0.034	0.1			
2012/13-2	Lab	LCS	12/5/2012	Pesticide	Atrazine	n/a	=	1.06	µg/L	EPA 525.2	0.034	0.1			
2012/13-2	Lab	LCS, rec	12/5/2012	Pesticide	Atrazine	n/a	=	106	%	EPA 525.2	-88	-88	68	133	
2012/13-2	ME-SCR	matrix spike	12/3/2012	Pesticide	Atrazine	n/a	=	1.12	µg/L	EPA 525.2	0.034	0.1			
2012/13-2	ME-SCR	matrix spike, rec	12/3/2012	Pesticide	Atrazine	n/a	=	112	%	EPA 525.2	-88	-88	53	142	
2012/13-2	ME-SCR	matrix spike dup	12/3/2012	Pesticide	Atrazine	n/a	=	1.25	µg/L	EPA 525.2	0.034	0.1			
2012/13-2	ME-SCR	matrix spike dup, rec	12/3/2012	Pesticide	Atrazine	n/a	=	125	%	EPA 525.2	-88	-88	53	142	
2012/13-2	ME-SCR	matrix spike, RPD	12/3/2012	Pesticide	Atrazine	n/a	=	11	%	EPA 525.2	-88	-88	0	30	
2012/13-2	MO-OXN	matrix spike	12/5/2012	Pesticide	Atrazine	n/a	<	0.034	µg/L	EPA 525.2	0.034	0.1			GB
2012/13-2	MO-OXN	matrix spike, rec	12/5/2012	Pesticide	Atrazine	n/a	=	0	%	EPA 525.2	-88	-88	53	142	GB
2012/13-2	MO-OXN	matrix spike dup	12/5/2012	Pesticide	Atrazine	n/a	<	0.034	µg/L	EPA 525.2	0.034	0.1			GB
2012/13-2	MO-OXN	matrix spike dup, rec	12/5/2012	Pesticide	Atrazine	n/a	=	0	%	EPA 525.2	-88	-88	53	142	GB
2012/13-2	MO-OXN	matrix spike, RPD	12/5/2012	Pesticide	Atrazine	n/a	=	0	%	EPA 525.2	-88	-88	0	30	GB
2012/13-2	Lab	LCS	12/13/2012	Pesticide	Azinphos methyl	n/a	=	0.0142	µg/L	EPA 525.2	0.0055	0.01			EUM
2012/13-2	Lab	LCS, rec	12/13/2012	Pesticide	Azinphos methyl	n/a	=	28	%	EPA 525.2	-88	-88	50	150	EUM
2012/13-2	Lab	method blank	12/13/2012	Pesticide	Azinphos methyl	n/a	<	0.0055	µg/L	EPA 525.2	0.0055	0.01			
2012/13-2	Lab	LCS	12/14/2012	Pesticide	Azinphos methyl	n/a	=	0.142	µg/L	EPA 525.2	0.0055	0.01			EUM
2012/13-2	Lab	LCS, rec	12/14/2012	Pesticide	Azinphos methyl	n/a	=	284	%	EPA 525.2	-88	-88	50	150	EUM
2012/13-2	Lab	method blank	12/14/2012	Pesticide	Azinphos methyl	n/a	<	0.0055	µg/L	EPA 525.2	0.0055	0.01			
2012/13-2	MO-CAM	matrix spike	12/13/2012	Pesticide	Azinphos methyl	n/a	=	0.133	µg/L	EPA 525.2	0.0055	0.01			GB
2012/13-2	MO-CAM	matrix spike dup	12/13/2012	Pesticide	Azinphos methyl	n/a	=	0.144	µg/L	EPA 525.2	0.0055	0.01			GB
2012/13-2	MO-CAM	matrix spike dup, rec	12/13/2012	Pesticide	Azinphos methyl	n/a	=	288	%	EPA 525.2	-88	-88	50	150	GB
2012/13-2	MO-CAM	matrix spike, rec	12/13/2012	Pesticide	Azinphos methyl	n/a	=	265	%	EPA 525.2	-88	-88	50	150	GB
2012/13-2	MO-CAM	matrix spike, RPD	12/13/2012	Pesticide	Azinphos methyl	n/a	=	8	%	EPA 525.2	-88	-88	0	25	GB
2012/13-2	MO-HUE	matrix spike	12/14/2012	Pesticide	Azinphos methyl	n/a	=	0.18	µg/L	EPA 525.2	0.0055	0.01			GB
2012/13-2	MO-HUE	matrix spike dup	12/14/2012	Pesticide	Azinphos methyl	n/a	=	0.142	µg/L	EPA 525.2	0.0055	0.01			GB
2012/13-2	MO-HUE	matrix spike dup, rec	12/14/2012	Pesticide	Azinphos methyl	n/a	=	283	%	EPA 525.2	-88	-88	50	150	GB
2012/13-2	MO-HUE	matrix spike, rec	12/14/2012	Pesticide	Azinphos methyl	n/a	=	360	%	EPA 525.2	-88	-88	50	150	GB
2012/13-2	MO-HUE	matrix spike, RPD	12/14/2012	Pesticide	Azinphos methyl	n/a	=	24	%	EPA 525.2	-88	-88	0	25	GB
2012/13-2	Lab	method blank	12/1/2012	Pesticide	Bentazon	n/a	<	0.11	µg/L	EPA 515.3	0.11	2			
2012/13-2	Lab	LCS	12/1/2012	Pesticide	Bentazon	n/a	=	15.5	µg/L	EPA 515.3	0.11	2			
2012/13-2	Lab	LCS, rec	12/1/2012	Pesticide	Bentazon	n/a	=	97	%	EPA 515.3	-88	-88	70	130	
2012/13-2	ME-CC	matrix spike	12/1/2012	Pesticide	Bentazon	n/a	=	14.3	µg/L	EPA 515.3	0.11	2			
2012/13-2	ME-CC	matrix spike, rec	12/1/2012	Pesticide	Bentazon	n/a	=	89	%	EPA 515.3	-88	-88	70	130	
2012/13-2	ME-CC	matrix spike dup	12/1/2012	Pesticide	Bentazon	n/a	=	14.3	µg/L	EPA 515.3	0.11	2			
2012/13-2	ME-CC	matrix spike dup, rec	12/1/2012	Pesticide	Bentazon	n/a	=	89	%	EPA 515.3	-88	-88	70	130	
2012/13-2	ME-CC	matrix spike, RPD	12/1/2012	Pesticide	Bentazon	n/a	=	0.02	%	EPA 515.3	-88	-88	0	30	
2012/13-2	Lab	method blank	11/27/2012	Pesticide	beta-BHC	n/a	<	0.0031	µg/L	EPA 608	0.0031	0.005			
2012/13-2	Lab	LCS	11/27/2012	Pesticide	beta-BHC	n/a	=	0.0795	µg/L	EPA 608	0.0031	0.005			
2012/13-2	Lab	LCS, rec	11/27/2012	Pesticide	beta-BHC	n/a	=	80	%	EPA 608	-88	-88	14	147	
2012/13-2	ME-VR2	matrix spike	11/27/2012	Pesticide	beta-BHC	n/a	=	0.0906	µg/L	EPA 608	0.0031	0.005			
2012/13-2	ME-VR2	matrix spike, rec	11/27/2012	Pesticide	beta-BHC	n/a	=	91	%	EPA 608	-88	-88	17	147	
2012/13-2	ME-VR2	matrix spike dup	11/27/2012	Pesticide	beta-BHC	n/a	=	0.0764	µg/L	EPA 608	0.0031	0.005			
2012/13-2	ME-VR2	matrix spike dup, rec	11/27/2012	Pesticide	beta-BHC	n/a	=	76	%	EPA 608	-88	-88	17	147	
2012/13-2	ME-VR2	matrix spike, RPD	11/27/2012	Pesticide	beta-BHC	n/a	=	17	%	EPA 608	-88	-88	0	30	

Appendix F
Laboratory QA/QC Analysis Results

Event ID	Site ID	QAQC Sample Type	Analysis Date	Classification	Constituent	Fraction	Sign	Result	Units	Method	MDL	RL	QA Limit		DQOComp
													Min	Max	
2012/13-2	Lab	LCS	12/13/2012	Pesticide	Bolstar	n/a	=	0.0553	µg/L	EPA 525.2	0.0046	0.01			
2012/13-2	Lab	LCS, rec	12/13/2012	Pesticide	Bolstar	n/a	=	111	%	EPA 525.2	-88	-88	50	150	
2012/13-2	Lab	method blank	12/13/2012	Pesticide	Bolstar	n/a	<	0.0046	µg/L	EPA 525.2	0.0046	0.01			
2012/13-2	Lab	LCS	12/14/2012	Pesticide	Bolstar	n/a	=	0.0779	µg/L	EPA 525.2	0.0046	0.01			EUM
2012/13-2	Lab	LCS, rec	12/14/2012	Pesticide	Bolstar	n/a	=	156	%	EPA 525.2	-88	-88	50	150	EUM
2012/13-2	Lab	method blank	12/14/2012	Pesticide	Bolstar	n/a	<	0.0046	µg/L	EPA 525.2	0.0046	0.01			
2012/13-2	MO-CAM	matrix spike	12/13/2012	Pesticide	Bolstar	n/a	=	0.0854	µg/L	EPA 525.2	0.0046	0.01			GB
2012/13-2	MO-CAM	matrix spike dup	12/13/2012	Pesticide	Bolstar	n/a	=	0.0805	µg/L	EPA 525.2	0.0046	0.01			GB
2012/13-2	MO-CAM	matrix spike dup, rec	12/13/2012	Pesticide	Bolstar	n/a	=	161	%	EPA 525.2	-88	-88	50	150	GB
2012/13-2	MO-CAM	matrix spike, rec	12/13/2012	Pesticide	Bolstar	n/a	=	171	%	EPA 525.2	-88	-88	50	150	GB
2012/13-2	MO-CAM	matrix spike, RPD	12/13/2012	Pesticide	Bolstar	n/a	=	6	%	EPA 525.2	-88	-88	0	25	GB
2012/13-2	MO-HUE	matrix spike	12/14/2012	Pesticide	Bolstar	n/a	=	0.0832	µg/L	EPA 525.2	0.0046	0.01			GB
2012/13-2	MO-HUE	matrix spike dup	12/14/2012	Pesticide	Bolstar	n/a	=	0.0779	µg/L	EPA 525.2	0.0046	0.01			GB
2012/13-2	MO-HUE	matrix spike dup, rec	12/14/2012	Pesticide	Bolstar	n/a	=	156	%	EPA 525.2	-88	-88	50	150	GB
2012/13-2	MO-HUE	matrix spike, rec	12/14/2012	Pesticide	Bolstar	n/a	=	166	%	EPA 525.2	-88	-88	50	150	GB
2012/13-2	MO-HUE	matrix spike, RPD	12/14/2012	Pesticide	Bolstar	n/a	=	7	%	EPA 525.2	-88	-88	0	25	GB
2012/13-2	Lab	method blank	12/3/2012	Pesticide	Bromacil	n/a	<	0.038	µg/L	EPA 525.2	0.038	1			
2012/13-2	Lab	LCS	12/3/2012	Pesticide	Bromacil	n/a	DNQ	0.9	µg/L	EPA 525.2	0.038	1			
2012/13-2	Lab	LCS, rec	12/3/2012	Pesticide	Bromacil	n/a	=	90	%	EPA 525.2	-88	-88	43	177	
2012/13-2	Lab	method blank	12/5/2012	Pesticide	Bromacil	n/a	<	0.038	µg/L	EPA 525.2	0.038	1			
2012/13-2	Lab	LCS	12/5/2012	Pesticide	Bromacil	n/a	=	1.11	µg/L	EPA 525.2	0.038	1			
2012/13-2	Lab	LCS, rec	12/5/2012	Pesticide	Bromacil	n/a	=	111	%	EPA 525.2	-88	-88	43	177	
2012/13-2	ME-SCR	matrix spike	12/3/2012	Pesticide	Bromacil	n/a	=	1.11	µg/L	EPA 525.2	0.038	1			
2012/13-2	ME-SCR	matrix spike, rec	12/3/2012	Pesticide	Bromacil	n/a	=	111	%	EPA 525.2	-88	-88	71	182	
2012/13-2	ME-SCR	matrix spike dup	12/3/2012	Pesticide	Bromacil	n/a	DNQ	0.96	µg/L	EPA 525.2	0.038	1			
2012/13-2	ME-SCR	matrix spike dup, rec	12/3/2012	Pesticide	Bromacil	n/a	=	96	%	EPA 525.2	-88	-88	71	182	
2012/13-2	ME-SCR	matrix spike, RPD	12/3/2012	Pesticide	Bromacil	n/a	=	14	%	EPA 525.2	-88	-88	0	30	
2012/13-2	MO-OXN	matrix spike	12/5/2012	Pesticide	Bromacil	n/a	<	0.038	µg/L	EPA 525.2	0.038	1			GB
2012/13-2	MO-OXN	matrix spike, rec	12/5/2012	Pesticide	Bromacil	n/a	=	0	%	EPA 525.2	-88	-88	71	182	GB
2012/13-2	MO-OXN	matrix spike dup	12/5/2012	Pesticide	Bromacil	n/a	<	0.038	µg/L	EPA 525.2	0.038	1			GB
2012/13-2	MO-OXN	matrix spike dup, rec	12/5/2012	Pesticide	Bromacil	n/a	=	0	%	EPA 525.2	-88	-88	71	182	GB
2012/13-2	MO-OXN	matrix spike, RPD	12/5/2012	Pesticide	Bromacil	n/a	=	0	%	EPA 525.2	-88	-88	0	30	GB
2012/13-2	Lab	method blank	12/3/2012	Pesticide	Butachlor	n/a	<	0.017	µg/L	EPA 525.2	0.017	0.2			
2012/13-2	Lab	LCS	12/3/2012	Pesticide	Butachlor	n/a	=	0.84	µg/L	EPA 525.2	0.017	0.2			
2012/13-2	Lab	LCS, rec	12/3/2012	Pesticide	Butachlor	n/a	=	84	%	EPA 525.2	-88	-88	55	178	
2012/13-2	Lab	method blank	12/5/2012	Pesticide	Butachlor	n/a	<	0.017	µg/L	EPA 525.2	0.017	0.2			
2012/13-2	Lab	LCS	12/5/2012	Pesticide	Butachlor	n/a	=	0.9	µg/L	EPA 525.2	0.017	0.2			
2012/13-2	Lab	LCS, rec	12/5/2012	Pesticide	Butachlor	n/a	=	90	%	EPA 525.2	-88	-88	55	178	
2012/13-2	ME-SCR	matrix spike	12/3/2012	Pesticide	Butachlor	n/a	=	1.11	µg/L	EPA 525.2	0.017	0.2			
2012/13-2	ME-SCR	matrix spike, rec	12/3/2012	Pesticide	Butachlor	n/a	=	111	%	EPA 525.2	-88	-88	67	181	
2012/13-2	ME-SCR	matrix spike dup	12/3/2012	Pesticide	Butachlor	n/a	=	1.16	µg/L	EPA 525.2	0.017	0.2			
2012/13-2	ME-SCR	matrix spike dup, rec	12/3/2012	Pesticide	Butachlor	n/a	=	116	%	EPA 525.2	-88	-88	67	181	
2012/13-2	ME-SCR	matrix spike, RPD	12/3/2012	Pesticide	Butachlor	n/a	=	4	%	EPA 525.2	-88	-88	0	30	
2012/13-2	MO-OXN	matrix spike	12/5/2012	Pesticide	Butachlor	n/a	=	1.11	µg/L	EPA 525.2	0.017	0.2			
2012/13-2	MO-OXN	matrix spike, rec	12/5/2012	Pesticide	Butachlor	n/a	=	111	%	EPA 525.2	-88	-88	67	181	
2012/13-2	MO-OXN	matrix spike dup	12/5/2012	Pesticide	Butachlor	n/a	=	1.36	µg/L	EPA 525.2	0.017	0.2			
2012/13-2	MO-OXN	matrix spike dup, rec	12/5/2012	Pesticide	Butachlor	n/a	=	136	%	EPA 525.2	-88	-88	67	181	

Appendix F
Laboratory QA/QC Analysis Results

Event ID	Site ID	QAQC Sample Type	Analysis Date	Classification	Constituent	Fraction	Sign	Result	Units	Method	MDL	RL	QA Limit		DQOComp
													Min	Max	
2012/13-2	MO-OXN	matrix spike, RPD	12/5/2012	Pesticide	Butachlor	n/a	=	20	%	EPA 525.2	-88	-88	0	30	
2012/13-2	Lab	method blank	12/3/2012	Pesticide	Captan	n/a	<	0.86	µg/L	EPA 525.2	0.86	1			
2012/13-2	Lab	LCS	12/3/2012	Pesticide	Captan	n/a	DNQ	0.56	µg/L	EPA 525.2	-88	1			
2012/13-2	Lab	LCS, rec	12/3/2012	Pesticide	Captan	n/a	=	56	%	EPA 525.2	-88	-88	20	215	
2012/13-2	Lab	method blank	12/5/2012	Pesticide	Captan	n/a	<	0.86	µg/L	EPA 525.2	0.86	1			
2012/13-2	Lab	LCS	12/5/2012	Pesticide	Captan	n/a	DNQ	0.61	µg/L	EPA 525.2	-88	1			
2012/13-2	Lab	LCS, rec	12/5/2012	Pesticide	Captan	n/a	=	61	%	EPA 525.2	-88	-88	20	215	
2012/13-2	ME-SCR	matrix spike	12/3/2012	Pesticide	Captan	n/a	DNQ	0.55	µg/L	EPA 525.2	-88	1			
2012/13-2	ME-SCR	matrix spike, rec	12/3/2012	Pesticide	Captan	n/a	=	55	%	EPA 525.2	-88	-88	45	182	
2012/13-2	ME-SCR	matrix spike dup	12/3/2012	Pesticide	Captan	n/a	DNQ	0.56	µg/L	EPA 525.2	-88	1			
2012/13-2	ME-SCR	matrix spike dup, rec	12/3/2012	Pesticide	Captan	n/a	=	56	%	EPA 525.2	-88	-88	45	182	
2012/13-2	ME-SCR	matrix spike, RPD	12/3/2012	Pesticide	Captan	n/a	=	1.8	%	EPA 525.2	-88	-88	0	30	
2012/13-2	MO-OXN	matrix spike	12/5/2012	Pesticide	Captan	n/a	<	0.86	µg/L	EPA 525.2	0.86	1			DRM,GB
2012/13-2	MO-OXN	matrix spike, rec	12/5/2012	Pesticide	Captan	n/a	=	0	%	EPA 525.2	-88	-88	45	182	DRM,GB
2012/13-2	MO-OXN	matrix spike dup	12/5/2012	Pesticide	Captan	n/a	<	0.86	µg/L	EPA 525.2	0.86	1			DRM,GB
2012/13-2	MO-OXN	matrix spike dup, rec	12/5/2012	Pesticide	Captan	n/a	=	0	%	EPA 525.2	-88	-88	45	182	DRM,GB
2012/13-2	MO-OXN	matrix spike, RPD	12/5/2012	Pesticide	Captan	n/a	=	0	%	EPA 525.2	-88	-88	0	30	DRM,GB
2012/13-2	Lab	method blank	11/27/2012	Pesticide	Chlordane (technical)	n/a	<	0.08	µg/L	EPA 608	0.08	0.1			
2012/13-2	Lab	method blank	12/3/2012	Pesticide	Chloropropham	n/a	<	0.01	µg/L	EPA 525.2	0.01	0.1			
2012/13-2	Lab	LCS	12/3/2012	Pesticide	Chloropropham	n/a	=	1.06	µg/L	EPA 525.2	0.01	0.1			
2012/13-2	Lab	LCS, rec	12/3/2012	Pesticide	Chloropropham	n/a	=	106	%	EPA 525.2	-88	-88	74	133	
2012/13-2	Lab	method blank	12/5/2012	Pesticide	Chloropropham	n/a	<	0.01	µg/L	EPA 525.2	0.01	0.1			
2012/13-2	Lab	LCS	12/5/2012	Pesticide	Chloropropham	n/a	=	1.03	µg/L	EPA 525.2	0.01	0.1			
2012/13-2	Lab	LCS, rec	12/5/2012	Pesticide	Chloropropham	n/a	=	103	%	EPA 525.2	-88	-88	74	133	
2012/13-2	ME-SCR	matrix spike	12/3/2012	Pesticide	Chloropropham	n/a	=	1.2	µg/L	EPA 525.2	0.01	0.1			
2012/13-2	ME-SCR	matrix spike, rec	12/3/2012	Pesticide	Chloropropham	n/a	=	120	%	EPA 525.2	-88	-88	76	137	
2012/13-2	ME-SCR	matrix spike dup	12/3/2012	Pesticide	Chloropropham	n/a	=	1.14	µg/L	EPA 525.2	0.01	0.1			
2012/13-2	ME-SCR	matrix spike dup, rec	12/3/2012	Pesticide	Chloropropham	n/a	=	114	%	EPA 525.2	-88	-88	76	137	
2012/13-2	ME-SCR	matrix spike, RPD	12/3/2012	Pesticide	Chloropropham	n/a	=	5	%	EPA 525.2	-88	-88	0	30	
2012/13-2	MO-OXN	matrix spike	12/5/2012	Pesticide	Chloropropham	n/a	=	1.08	µg/L	EPA 525.2	0.01	0.1			
2012/13-2	MO-OXN	matrix spike, rec	12/5/2012	Pesticide	Chloropropham	n/a	=	108	%	EPA 525.2	-88	-88	76	137	
2012/13-2	MO-OXN	matrix spike dup	12/5/2012	Pesticide	Chloropropham	n/a	=	1.09	µg/L	EPA 525.2	0.01	0.1			
2012/13-2	MO-OXN	matrix spike dup, rec	12/5/2012	Pesticide	Chloropropham	n/a	=	109	%	EPA 525.2	-88	-88	76	137	
2012/13-2	MO-OXN	matrix spike, RPD	12/5/2012	Pesticide	Chloropropham	n/a	=	0.9	%	EPA 525.2	-88	-88	0	30	
2012/13-2	Lab	LCS	12/13/2012	Pesticide	Chlorpyrifos	n/a	=	0.0595	µg/L	EPA 525.2	0.0069	0.01			
2012/13-2	Lab	LCS, rec	12/13/2012	Pesticide	Chlorpyrifos	n/a	=	119	%	EPA 525.2	-88	-88	50	150	
2012/13-2	Lab	method blank	12/13/2012	Pesticide	Chlorpyrifos	n/a	<	0.0069	µg/L	EPA 525.2	0.0069	0.01			
2012/13-2	Lab	LCS	12/14/2012	Pesticide	Chlorpyrifos	n/a	=	0.0598	µg/L	EPA 525.2	0.0069	0.01			
2012/13-2	Lab	LCS, rec	12/14/2012	Pesticide	Chlorpyrifos	n/a	=	120	%	EPA 525.2	-88	-88	50	150	
2012/13-2	Lab	method blank	12/14/2012	Pesticide	Chlorpyrifos	n/a	<	0.0069	µg/L	EPA 525.2	0.0069	0.01			
2012/13-2	MO-CAM	matrix spike	12/13/2012	Pesticide	Chlorpyrifos	n/a	=	0.0864	µg/L	EPA 525.2	0.0069	0.01			
2012/13-2	MO-CAM	matrix spike dup	12/13/2012	Pesticide	Chlorpyrifos	n/a	=	0.0802	µg/L	EPA 525.2	0.0069	0.01			
2012/13-2	MO-CAM	matrix spike dup, rec	12/13/2012	Pesticide	Chlorpyrifos	n/a	=	115	%	EPA 525.2	-88	-88	50	150	
2012/13-2	MO-CAM	matrix spike, rec	12/13/2012	Pesticide	Chlorpyrifos	n/a	=	127	%	EPA 525.2	-88	-88	50	150	
2012/13-2	MO-CAM	matrix spike, RPD	12/13/2012	Pesticide	Chlorpyrifos	n/a	=	7	%	EPA 525.2	-88	-88	0	25	
2012/13-2	MO-HUE	matrix spike	12/14/2012	Pesticide	Chlorpyrifos	n/a	=	0.0878	µg/L	EPA 525.2	0.0069	0.01			
2012/13-2	MO-HUE	matrix spike dup	12/14/2012	Pesticide	Chlorpyrifos	n/a	=	0.0872	µg/L	EPA 525.2	0.0069	0.01			

Appendix F
Laboratory QA/QC Analysis Results

Event ID	Site ID	QAQC Sample Type	Analysis Date	Classification	Constituent	Fraction	Sign	Result	Units	Method	MDL	RL	QA Limit		DQOComp
													Min	Max	
2012/13-2	MO-HUE	matrix spike dup, rec	12/14/2012	Pesticide	Chlorpyrifos	n/a	=	120	%	EPA 525.2	-88	-88	50	150	
2012/13-2	MO-HUE	matrix spike, rec	12/14/2012	Pesticide	Chlorpyrifos	n/a	=	121	%	EPA 525.2	-88	-88	50	150	
2012/13-2	MO-HUE	matrix spike, RPD	12/14/2012	Pesticide	Chlorpyrifos	n/a	=	0.7	%	EPA 525.2	-88	-88	0	25	
2012/13-2	Lab	LCS	12/13/2012	Pesticide	Coumaphos	n/a	=	0.0602	µg/L	EPA 525.2	0.0051	0.01			
2012/13-2	Lab	LCS, rec	12/13/2012	Pesticide	Coumaphos	n/a	=	120	%	EPA 525.2	-88	-88	50	150	
2012/13-2	Lab	method blank	12/13/2012	Pesticide	Coumaphos	n/a	<	0.0051	µg/L	EPA 525.2	0.0051	0.01			
2012/13-2	Lab	LCS	12/14/2012	Pesticide	Coumaphos	n/a	=	0.16	µg/L	EPA 525.2	0.0051	0.01			EUM
2012/13-2	Lab	LCS, rec	12/14/2012	Pesticide	Coumaphos	n/a	=	320	%	EPA 525.2	-88	-88	50	150	EUM
2012/13-2	Lab	method blank	12/14/2012	Pesticide	Coumaphos	n/a	<	0.0051	µg/L	EPA 525.2	0.0051	0.01			
2012/13-2	MO-CAM	matrix spike	12/13/2012	Pesticide	Coumaphos	n/a	=	0.125	µg/L	EPA 525.2	0.0051	0.01			GB
2012/13-2	MO-CAM	matrix spike dup	12/13/2012	Pesticide	Coumaphos	n/a	=	0.114	µg/L	EPA 525.2	0.0051	0.01			GB
2012/13-2	MO-CAM	matrix spike dup, rec	12/13/2012	Pesticide	Coumaphos	n/a	=	228	%	EPA 525.2	-88	-88	50	150	GB
2012/13-2	MO-CAM	matrix spike, rec	12/13/2012	Pesticide	Coumaphos	n/a	=	250	%	EPA 525.2	-88	-88	50	150	GB
2012/13-2	MO-CAM	matrix spike, RPD	12/13/2012	Pesticide	Coumaphos	n/a	=	9	%	EPA 525.2	-88	-88	0	25	GB
2012/13-2	MO-HUE	matrix spike	12/14/2012	Pesticide	Coumaphos	n/a	=	0.189	µg/L	EPA 525.2	0.0051	0.01			GB
2012/13-2	MO-HUE	matrix spike dup	12/14/2012	Pesticide	Coumaphos	n/a	=	0.16	µg/L	EPA 525.2	0.0051	0.01			GB
2012/13-2	MO-HUE	matrix spike dup, rec	12/14/2012	Pesticide	Coumaphos	n/a	=	320	%	EPA 525.2	-88	-88	50	150	GB
2012/13-2	MO-HUE	matrix spike, rec	12/14/2012	Pesticide	Coumaphos	n/a	=	377	%	EPA 525.2	-88	-88	50	150	GB
2012/13-2	MO-HUE	matrix spike, RPD	12/14/2012	Pesticide	Coumaphos	n/a	=	17	%	EPA 525.2	-88	-88	0	25	GB
2012/13-2	Lab	method blank	12/3/2012	Pesticide	Cyanazine	n/a	<	0.024	µg/L	EPA 525.2	0.024	0.1			
2012/13-2	Lab	LCS	12/3/2012	Pesticide	Cyanazine	n/a	=	1.08	µg/L	EPA 525.2	0.024	0.1			
2012/13-2	Lab	LCS, rec	12/3/2012	Pesticide	Cyanazine	n/a	=	108	%	EPA 525.2	-88	-88	69	131	
2012/13-2	Lab	method blank	12/5/2012	Pesticide	Cyanazine	n/a	<	0.024	µg/L	EPA 525.2	0.024	0.1			
2012/13-2	Lab	LCS	12/5/2012	Pesticide	Cyanazine	n/a	=	0.98	µg/L	EPA 525.2	0.024	0.1			
2012/13-2	Lab	LCS, rec	12/5/2012	Pesticide	Cyanazine	n/a	=	98	%	EPA 525.2	-88	-88	69	131	
2012/13-2	ME-SCR	matrix spike	12/3/2012	Pesticide	Cyanazine	n/a	=	0.69	µg/L	EPA 525.2	0.024	0.1			
2012/13-2	ME-SCR	matrix spike, rec	12/3/2012	Pesticide	Cyanazine	n/a	=	69	%	EPA 525.2	-88	-88	26	145	
2012/13-2	ME-SCR	matrix spike dup	12/3/2012	Pesticide	Cyanazine	n/a	=	0.62	µg/L	EPA 525.2	0.024	0.1			
2012/13-2	ME-SCR	matrix spike dup, rec	12/3/2012	Pesticide	Cyanazine	n/a	=	62	%	EPA 525.2	-88	-88	26	145	
2012/13-2	ME-SCR	matrix spike, RPD	12/3/2012	Pesticide	Cyanazine	n/a	=	11	%	EPA 525.2	-88	-88	0	30	
2012/13-2	MO-OXN	matrix spike	12/5/2012	Pesticide	Cyanazine	n/a	<	0.024	µg/L	EPA 525.2	0.024	0.1			GB
2012/13-2	MO-OXN	matrix spike, rec	12/5/2012	Pesticide	Cyanazine	n/a	=	0	%	EPA 525.2	-88	-88	26	145	GB
2012/13-2	MO-OXN	matrix spike dup	12/5/2012	Pesticide	Cyanazine	n/a	<	0.024	µg/L	EPA 525.2	0.024	0.1			GB
2012/13-2	MO-OXN	matrix spike dup, rec	12/5/2012	Pesticide	Cyanazine	n/a	=	0	%	EPA 525.2	-88	-88	26	145	GB
2012/13-2	MO-OXN	matrix spike, RPD	12/5/2012	Pesticide	Cyanazine	n/a	=	0	%	EPA 525.2	-88	-88	0	30	GB
2012/13-2	Lab	method blank	12/1/2012	Pesticide	Dalapon	n/a	<	0.1	µg/L	EPA 515.3	0.1	0.4			
2012/13-2	Lab	LCS	12/1/2012	Pesticide	Dalapon	n/a	=	8.56	µg/L	EPA 515.3	0.1	0.4			
2012/13-2	Lab	LCS, rec	12/1/2012	Pesticide	Dalapon	n/a	=	107	%	EPA 515.3	-88	-88	70	130	
2012/13-2	ME-CC	matrix spike	12/1/2012	Pesticide	Dalapon	n/a	=	8.13	µg/L	EPA 515.3	0.1	0.4			
2012/13-2	ME-CC	matrix spike, rec	12/1/2012	Pesticide	Dalapon	n/a	=	102	%	EPA 515.3	-88	-88	70	130	
2012/13-2	ME-CC	matrix spike dup	12/1/2012	Pesticide	Dalapon	n/a	=	8.11	µg/L	EPA 515.3	0.1	0.4			
2012/13-2	ME-CC	matrix spike dup, rec	12/1/2012	Pesticide	Dalapon	n/a	=	101	%	EPA 515.3	-88	-88	70	130	
2012/13-2	ME-CC	matrix spike, RPD	12/1/2012	Pesticide	Dalapon	n/a	=	0.2	%	EPA 515.3	-88	-88	0	30	
2012/13-2	Lab	method blank	12/1/2012	Pesticide	DCPA (Dacthal)	n/a	<	0.07	µg/L	EPA 515.3	0.07	0.1			
2012/13-2	Lab	LCS	12/1/2012	Pesticide	DCPA (Dacthal)	n/a	=	2.81	µg/L	EPA 515.3	0.07	0.1			
2012/13-2	Lab	LCS, rec	12/1/2012	Pesticide	DCPA (Dacthal)	n/a	=	70	%	EPA 515.3	-88	-88	70	130	
2012/13-2	ME-CC	matrix spike	12/1/2012	Pesticide	DCPA (Dacthal)	n/a	=	3.47	µg/L	EPA 515.3	0.07	0.1			GB

Appendix F
Laboratory QA/QC Analysis Results

Event ID	Site ID	QAQC Sample Type	Analysis Date	Classification	Constituent	Fraction	Sign	Result	Units	Method	MDL	RL	QA Limit		DQOComp
													Min	Max	
2012/13-2	ME-CC	matrix spike, rec	12/1/2012	Pesticide	DCPA (Dacthal)	n/a	=	66	%	EPA 515.3	-88	-88	70	130	GB
2012/13-2	ME-CC	matrix spike dup	12/1/2012	Pesticide	DCPA (Dacthal)	n/a	=	3.5	µg/L	EPA 515.3	0.07	0.1			GB
2012/13-2	ME-CC	matrix spike dup, rec	12/1/2012	Pesticide	DCPA (Dacthal)	n/a	=	66	%	EPA 515.3	-88	-88	70	130	GB
2012/13-2	ME-CC	matrix spike, RPD	12/1/2012	Pesticide	DCPA (Dacthal)	n/a	=	0.8	%	EPA 515.3	-88	-88	0	30	GB
2012/13-2	Lab	method blank	11/27/2012	Pesticide	delta-BHC	n/a	<	0.0025	µg/L	EPA 608	0.0025	0.005			
2012/13-2	Lab	LCS	11/27/2012	Pesticide	delta-BHC	n/a	=	0.0758	µg/L	EPA 608	0.0025	0.005			
2012/13-2	Lab	LCS, rec	11/27/2012	Pesticide	delta-BHC	n/a	=	76	%	EPA 608	-88	-88	19	140	
2012/13-2	ME-VR2	matrix spike	11/27/2012	Pesticide	delta-BHC	n/a	=	0.0903	µg/L	EPA 608	0.0025	0.005			
2012/13-2	ME-VR2	matrix spike, rec	11/27/2012	Pesticide	delta-BHC	n/a	=	90	%	EPA 608	-88	-88	19	140	
2012/13-2	ME-VR2	matrix spike dup	11/27/2012	Pesticide	delta-BHC	n/a	=	0.0732	µg/L	EPA 608	0.0025	0.005			
2012/13-2	ME-VR2	matrix spike dup, rec	11/27/2012	Pesticide	delta-BHC	n/a	=	73	%	EPA 608	-88	-88	19	140	
2012/13-2	ME-VR2	matrix spike, RPD	11/27/2012	Pesticide	delta-BHC	n/a	=	21	%	EPA 608	-88	-88	0	30	
2012/13-2	Lab	LCS	12/13/2012	Pesticide	Demeton-O	n/a	=	0.0375	µg/L	EPA 525.2	0.01	0.01			
2012/13-2	Lab	LCS, rec	12/13/2012	Pesticide	Demeton-O	n/a	=	75	%	EPA 525.2	-88	-88	50	150	
2012/13-2	Lab	method blank	12/13/2012	Pesticide	Demeton-O	n/a	<	0.01	µg/L	EPA 525.2	0.01	0.01			
2012/13-2	Lab	LCS	12/14/2012	Pesticide	Demeton-O	n/a	=	0.0459	µg/L	EPA 525.2	0.01	0.01			
2012/13-2	Lab	LCS, rec	12/14/2012	Pesticide	Demeton-O	n/a	=	92	%	EPA 525.2	-88	-88	50	150	
2012/13-2	Lab	method blank	12/14/2012	Pesticide	Demeton-O	n/a	<	0.01	µg/L	EPA 525.2	0.01	0.01			
2012/13-2	MO-CAM	matrix spike	12/13/2012	Pesticide	Demeton-O	n/a	=	0.0573	µg/L	EPA 525.2	0.01	0.01			
2012/13-2	MO-CAM	matrix spike dup	12/13/2012	Pesticide	Demeton-O	n/a	=	0.0554	µg/L	EPA 525.2	0.01	0.01			
2012/13-2	MO-CAM	matrix spike dup, rec	12/13/2012	Pesticide	Demeton-O	n/a	=	111	%	EPA 525.2	-88	-88	50	150	
2012/13-2	MO-CAM	matrix spike, rec	12/13/2012	Pesticide	Demeton-O	n/a	=	115	%	EPA 525.2	-88	-88	50	150	
2012/13-2	MO-CAM	matrix spike, RPD	12/13/2012	Pesticide	Demeton-O	n/a	=	3	%	EPA 525.2	-88	-88	0	25	
2012/13-2	MO-HUE	matrix spike	12/14/2012	Pesticide	Demeton-O	n/a	=	0.0589	µg/L	EPA 525.2	0.01	0.01			
2012/13-2	MO-HUE	matrix spike dup	12/14/2012	Pesticide	Demeton-O	n/a	=	0.0459	µg/L	EPA 525.2	0.01	0.01			
2012/13-2	MO-HUE	matrix spike dup, rec	12/14/2012	Pesticide	Demeton-O	n/a	=	92	%	EPA 525.2	-88	-88	50	150	
2012/13-2	MO-HUE	matrix spike, rec	12/14/2012	Pesticide	Demeton-O	n/a	=	118	%	EPA 525.2	-88	-88	50	150	
2012/13-2	MO-HUE	matrix spike, RPD	12/14/2012	Pesticide	Demeton-O	n/a	=	25	%	EPA 525.2	-88	-88	0	25	
2012/13-2	Lab	LCS	12/13/2012	Pesticide	Demeton-S	n/a	=	0.0375	µg/L	EPA 525.2	0.01	0.01			
2012/13-2	Lab	LCS, rec	12/13/2012	Pesticide	Demeton-S	n/a	=	75	%	EPA 525.2	-88	-88	50	150	
2012/13-2	Lab	method blank	12/13/2012	Pesticide	Demeton-S	n/a	<	0.01	µg/L	EPA 525.2	0.01	0.01			
2012/13-2	Lab	LCS	12/14/2012	Pesticide	Demeton-S	n/a	=	0.0459	µg/L	EPA 525.2	0.01	0.01			
2012/13-2	Lab	LCS, rec	12/14/2012	Pesticide	Demeton-S	n/a	=	92	%	EPA 525.2	-88	-88	50	150	
2012/13-2	Lab	method blank	12/14/2012	Pesticide	Demeton-S	n/a	<	0.01	µg/L	EPA 525.2	0.01	0.01			
2012/13-2	MO-CAM	matrix spike	12/13/2012	Pesticide	Demeton-S	n/a	=	0.0573	µg/L	EPA 525.2	0.01	0.01			
2012/13-2	MO-CAM	matrix spike dup	12/13/2012	Pesticide	Demeton-S	n/a	=	0.0554	µg/L	EPA 525.2	0.01	0.01			
2012/13-2	MO-CAM	matrix spike dup, rec	12/13/2012	Pesticide	Demeton-S	n/a	=	111	%	EPA 525.2	-88	-88	50	150	
2012/13-2	MO-CAM	matrix spike, rec	12/13/2012	Pesticide	Demeton-S	n/a	=	115	%	EPA 525.2	-88	-88	50	150	
2012/13-2	MO-CAM	matrix spike, RPD	12/13/2012	Pesticide	Demeton-S	n/a	=	3	%	EPA 525.2	-88	-88	0	25	
2012/13-2	MO-HUE	matrix spike	12/14/2012	Pesticide	Demeton-S	n/a	=	0.0589	µg/L	EPA 525.2	0.01	0.01			
2012/13-2	MO-HUE	matrix spike dup	12/14/2012	Pesticide	Demeton-S	n/a	=	0.0459	µg/L	EPA 525.2	0.01	0.01			
2012/13-2	MO-HUE	matrix spike dup, rec	12/14/2012	Pesticide	Demeton-S	n/a	=	92	%	EPA 525.2	-88	-88	50	150	
2012/13-2	MO-HUE	matrix spike, rec	12/14/2012	Pesticide	Demeton-S	n/a	=	118	%	EPA 525.2	-88	-88	50	150	
2012/13-2	MO-HUE	matrix spike, RPD	12/14/2012	Pesticide	Demeton-S	n/a	=	25	%	EPA 525.2	-88	-88	0	25	
2012/13-2	Lab	LCS	12/13/2012	Pesticide	Diazinon	n/a	=	0.0607	µg/L	EPA 525.2	0.0052	0.01			
2012/13-2	Lab	LCS, rec	12/13/2012	Pesticide	Diazinon	n/a	=	121	%	EPA 525.2	-88	-88	50	150	
2012/13-2	Lab	method blank	12/13/2012	Pesticide	Diazinon	n/a	<	0.0052	µg/L	EPA 525.2	0.0052	0.01			

Appendix F
Laboratory QA/QC Analysis Results

Event ID	Site ID	QAQC Sample Type	Analysis Date	Classification	Constituent	Fraction	Sign	Result	Units	Method	MDL	RL	QA Limit		DQOComp
													Min	Max	
2012/13-2	Lab	LCS	12/14/2012	Pesticide	Diazinon	n/a	=	0.0599	µg/L	EPA 525.2	0.0052	0.01			
2012/13-2	Lab	LCS, rec	12/14/2012	Pesticide	Diazinon	n/a	=	120	%	EPA 525.2	-88	-88	50	150	
2012/13-2	Lab	method blank	12/14/2012	Pesticide	Diazinon	n/a	<	0.0052	µg/L	EPA 525.2	0.0052	0.01			
2012/13-2	MO-CAM	matrix spike	12/13/2012	Pesticide	Diazinon	n/a	=	0.0629	µg/L	EPA 525.2	0.0052	0.01			
2012/13-2	MO-CAM	matrix spike dup	12/13/2012	Pesticide	Diazinon	n/a	=	0.0636	µg/L	EPA 525.2	0.0052	0.01			
2012/13-2	MO-CAM	matrix spike dup, rec	12/13/2012	Pesticide	Diazinon	n/a	=	127	%	EPA 525.2	-88	-88	50	150	
2012/13-2	MO-CAM	matrix spike, rec	12/13/2012	Pesticide	Diazinon	n/a	=	126	%	EPA 525.2	-88	-88	50	150	
2012/13-2	MO-CAM	matrix spike, RPD	12/13/2012	Pesticide	Diazinon	n/a	=	1	%	EPA 525.2	-88	-88	0	25	
2012/13-2	MO-HUE	matrix spike	12/14/2012	Pesticide	Diazinon	n/a	=	0.0642	µg/L	EPA 525.2	0.0052	0.01			
2012/13-2	MO-HUE	matrix spike dup	12/14/2012	Pesticide	Diazinon	n/a	=	0.0599	µg/L	EPA 525.2	0.0052	0.01			
2012/13-2	MO-HUE	matrix spike dup, rec	12/14/2012	Pesticide	Diazinon	n/a	=	120	%	EPA 525.2	-88	-88	50	150	
2012/13-2	MO-HUE	matrix spike, rec	12/14/2012	Pesticide	Diazinon	n/a	=	128	%	EPA 525.2	-88	-88	50	150	
2012/13-2	MO-HUE	matrix spike, RPD	12/14/2012	Pesticide	Diazinon	n/a	=	7	%	EPA 525.2	-88	-88	0	25	
2012/13-2	Lab	method blank	12/1/2012	Pesticide	Dicamba	n/a	<	0.12	µg/L	EPA 515.3	0.12	0.6			
2012/13-2	Lab	LCS	12/1/2012	Pesticide	Dicamba	n/a	=	8.01	µg/L	EPA 515.3	0.12	0.6			
2012/13-2	Lab	LCS, rec	12/1/2012	Pesticide	Dicamba	n/a	=	100	%	EPA 515.3	-88	-88	70	130	
2012/13-2	ME-CC	matrix spike	12/1/2012	Pesticide	Dicamba	n/a	=	7.67	µg/L	EPA 515.3	0.12	0.6			
2012/13-2	ME-CC	matrix spike, rec	12/1/2012	Pesticide	Dicamba	n/a	=	96	%	EPA 515.3	-88	-88	70	130	
2012/13-2	ME-CC	matrix spike dup	12/1/2012	Pesticide	Dicamba	n/a	=	7.52	µg/L	EPA 515.3	0.12	0.6			
2012/13-2	ME-CC	matrix spike dup, rec	12/1/2012	Pesticide	Dicamba	n/a	=	94	%	EPA 515.3	-88	-88	70	130	
2012/13-2	ME-CC	matrix spike, RPD	12/1/2012	Pesticide	Dicamba	n/a	=	2	%	EPA 515.3	-88	-88	0	30	
2012/13-2	Lab	method blank	12/1/2012	Pesticide	Dichlorprop	n/a	<	0.08	µg/L	EPA 515.3	0.08	0.3			
2012/13-2	Lab	LCS	12/1/2012	Pesticide	Dichlorprop	n/a	=	6.95	µg/L	EPA 515.3	0.08	0.3			
2012/13-2	Lab	LCS, rec	12/1/2012	Pesticide	Dichlorprop	n/a	=	87	%	EPA 515.3	-88	-88	70	130	
2012/13-2	ME-CC	matrix spike	12/1/2012	Pesticide	Dichlorprop	n/a	=	6.22	µg/L	EPA 515.3	0.08	0.3			
2012/13-2	ME-CC	matrix spike, rec	12/1/2012	Pesticide	Dichlorprop	n/a	=	78	%	EPA 515.3	-88	-88	70	130	
2012/13-2	ME-CC	matrix spike dup	12/1/2012	Pesticide	Dichlorprop	n/a	=	5.72	µg/L	EPA 515.3	0.08	0.3			
2012/13-2	ME-CC	matrix spike dup, rec	12/1/2012	Pesticide	Dichlorprop	n/a	=	72	%	EPA 515.3	-88	-88	70	130	
2012/13-2	ME-CC	matrix spike, RPD	12/1/2012	Pesticide	Dichlorprop	n/a	=	8	%	EPA 515.3	-88	-88	0	30	
2012/13-2	Lab	LCS	12/13/2012	Pesticide	Dichlorvos	n/a	=	0.0389	µg/L	EPA 525.2	0.0029	0.01			
2012/13-2	Lab	LCS, rec	12/13/2012	Pesticide	Dichlorvos	n/a	=	78	%	EPA 525.2	-88	-88	50	150	
2012/13-2	Lab	method blank	12/13/2012	Pesticide	Dichlorvos	n/a	<	0.0029	µg/L	EPA 525.2	0.0029	0.01			
2012/13-2	Lab	LCS	12/14/2012	Pesticide	Dichlorvos	n/a	=	0.0414	µg/L	EPA 525.2	0.0029	0.01			
2012/13-2	Lab	LCS, rec	12/14/2012	Pesticide	Dichlorvos	n/a	=	83	%	EPA 525.2	-88	-88	50	150	
2012/13-2	Lab	method blank	12/14/2012	Pesticide	Dichlorvos	n/a	<	0.0029	µg/L	EPA 525.2	0.0029	0.01			
2012/13-2	MO-CAM	matrix spike	12/13/2012	Pesticide	Dichlorvos	n/a	=	0.0437	µg/L	EPA 525.2	0.0029	0.01			
2012/13-2	MO-CAM	matrix spike dup	12/13/2012	Pesticide	Dichlorvos	n/a	=	0.0397	µg/L	EPA 525.2	0.0029	0.01			
2012/13-2	MO-CAM	matrix spike dup, rec	12/13/2012	Pesticide	Dichlorvos	n/a	=	79	%	EPA 525.2	-88	-88	50	150	
2012/13-2	MO-CAM	matrix spike, rec	12/13/2012	Pesticide	Dichlorvos	n/a	=	87	%	EPA 525.2	-88	-88	50	150	
2012/13-2	MO-CAM	matrix spike, RPD	12/13/2012	Pesticide	Dichlorvos	n/a	=	10	%	EPA 525.2	-88	-88	0	25	
2012/13-2	MO-HUE	matrix spike	12/14/2012	Pesticide	Dichlorvos	n/a	=	0.0459	µg/L	EPA 525.2	0.0029	0.01			
2012/13-2	MO-HUE	matrix spike dup	12/14/2012	Pesticide	Dichlorvos	n/a	=	0.0414	µg/L	EPA 525.2	0.0029	0.01			
2012/13-2	MO-HUE	matrix spike dup, rec	12/14/2012	Pesticide	Dichlorvos	n/a	=	83	%	EPA 525.2	-88	-88	50	150	
2012/13-2	MO-HUE	matrix spike, rec	12/14/2012	Pesticide	Dichlorvos	n/a	=	92	%	EPA 525.2	-88	-88	50	150	
2012/13-2	MO-HUE	matrix spike, RPD	12/14/2012	Pesticide	Dichlorvos	n/a	=	10	%	EPA 525.2	-88	-88	0	25	
2012/13-2	Lab	method blank	11/27/2012	Pesticide	Dieldrin	n/a	<	0.0021	µg/L	EPA 608	0.0021	0.01			
2012/13-2	Lab	LCS	11/27/2012	Pesticide	Dieldrin	n/a	=	0.0833	µg/L	EPA 608	0.0021	0.01			

Appendix F
Laboratory QA/QC Analysis Results

Event ID	Site ID	QAQC Sample Type	Analysis Date	Classification	Constituent	Fraction	Sign	Result	Units	Method	MDL	RL	QA Limit		DQOComp
													Min	Max	
2012/13-2	Lab	LCS, rec	11/27/2012	Pesticide	Dieldrin	n/a	=	83	%	EPA 608	-88	-88	36	146	
2012/13-2	ME-VR2	matrix spike	11/27/2012	Pesticide	Dieldrin	n/a	=	0.0959	µg/L	EPA 608	0.0021	0.01			
2012/13-2	ME-VR2	matrix spike, rec	11/27/2012	Pesticide	Dieldrin	n/a	=	96	%	EPA 608	-88	-88	36	146	
2012/13-2	ME-VR2	matrix spike dup	11/27/2012	Pesticide	Dieldrin	n/a	=	0.0752	µg/L	EPA 608	0.0021	0.01			
2012/13-2	ME-VR2	matrix spike dup, rec	11/27/2012	Pesticide	Dieldrin	n/a	=	75	%	EPA 608	-88	-88	36	146	
2012/13-2	ME-VR2	matrix spike, RPD	11/27/2012	Pesticide	Dieldrin	n/a	=	24	%	EPA 608	-88	-88	0	30	
2012/13-2	Lab	LCS	12/13/2012	Pesticide	Dimethoate	n/a	=	0.0585	µg/L	EPA 525.2	0.0062	0.01			
2012/13-2	Lab	LCS, rec	12/13/2012	Pesticide	Dimethoate	n/a	=	117	%	EPA 525.2	-88	-88	50	150	
2012/13-2	Lab	method blank	12/13/2012	Pesticide	Dimethoate	n/a	<	0.0062	µg/L	EPA 525.2	0.0062	0.01			
2012/13-2	Lab	LCS	12/14/2012	Pesticide	Dimethoate	n/a	=	0.074	µg/L	EPA 525.2	0.0062	0.01			
2012/13-2	Lab	LCS, rec	12/14/2012	Pesticide	Dimethoate	n/a	=	148	%	EPA 525.2	-88	-88	50	150	
2012/13-2	Lab	method blank	12/14/2012	Pesticide	Dimethoate	n/a	<	0.0062	µg/L	EPA 525.2	0.0062	0.01			
2012/13-2	MO-CAM	matrix spike	12/13/2012	Pesticide	Dimethoate	n/a	=	0.0604	µg/L	EPA 525.2	0.0062	0.01			
2012/13-2	MO-CAM	matrix spike dup	12/13/2012	Pesticide	Dimethoate	n/a	=	0.0494	µg/L	EPA 525.2	0.0062	0.01			
2012/13-2	MO-CAM	matrix spike dup, rec	12/13/2012	Pesticide	Dimethoate	n/a	=	99	%	EPA 525.2	-88	-88	50	150	
2012/13-2	MO-CAM	matrix spike, rec	12/13/2012	Pesticide	Dimethoate	n/a	=	121	%	EPA 525.2	-88	-88	50	150	
2012/13-2	MO-CAM	matrix spike, RPD	12/13/2012	Pesticide	Dimethoate	n/a	=	20	%	EPA 525.2	-88	-88	0	25	
2012/13-2	MO-HUE	matrix spike	12/14/2012	Pesticide	Dimethoate	n/a	=	0.109	µg/L	EPA 525.2	0.0062	0.01			GB
2012/13-2	MO-HUE	matrix spike dup	12/14/2012	Pesticide	Dimethoate	n/a	=	0.074	µg/L	EPA 525.2	0.0062	0.01			
2012/13-2	MO-HUE	matrix spike dup, rec	12/14/2012	Pesticide	Dimethoate	n/a	=	148	%	EPA 525.2	-88	-88	50	150	
2012/13-2	MO-HUE	matrix spike, rec	12/14/2012	Pesticide	Dimethoate	n/a	=	218	%	EPA 525.2	-88	-88	50	150	GB
2012/13-2	MO-HUE	matrix spike, RPD	12/14/2012	Pesticide	Dimethoate	n/a	=	38	%	EPA 525.2	-88	-88	0	25	IL
2012/13-2	Lab	method blank	12/1/2012	Pesticide	Dinoseb	n/a	<	0.14	µg/L	EPA 515.3	0.14	0.4			
2012/13-2	Lab	LCS	12/1/2012	Pesticide	Dinoseb	n/a	=	3.71	µg/L	EPA 515.3	0.14	0.4			
2012/13-2	Lab	LCS, rec	12/1/2012	Pesticide	Dinoseb	n/a	=	93	%	EPA 515.3	-88	-88	70	130	
2012/13-2	ME-CC	matrix spike	12/1/2012	Pesticide	Dinoseb	n/a	=	3.56	µg/L	EPA 515.3	0.14	0.4			
2012/13-2	ME-CC	matrix spike, rec	12/1/2012	Pesticide	Dinoseb	n/a	=	89	%	EPA 515.3	-88	-88	70	130	
2012/13-2	ME-CC	matrix spike dup	12/1/2012	Pesticide	Dinoseb	n/a	=	3.59	µg/L	EPA 515.3	0.14	0.4			
2012/13-2	ME-CC	matrix spike dup, rec	12/1/2012	Pesticide	Dinoseb	n/a	=	90	%	EPA 515.3	-88	-88	70	130	
2012/13-2	ME-CC	matrix spike, RPD	12/1/2012	Pesticide	Dinoseb	n/a	=	0.8	%	EPA 515.3	-88	-88	0	30	
2012/13-2	Lab	method blank	12/3/2012	Pesticide	Diphenamid	n/a	<	0.024	µg/L	EPA 525.2	0.024	0.1			
2012/13-2	Lab	LCS	12/3/2012	Pesticide	Diphenamid	n/a	=	1.02	µg/L	EPA 525.2	0.024	0.1			
2012/13-2	Lab	LCS, rec	12/3/2012	Pesticide	Diphenamid	n/a	=	102	%	EPA 525.2	-88	-88	82	144	
2012/13-2	Lab	method blank	12/5/2012	Pesticide	Diphenamid	n/a	<	0.024	µg/L	EPA 525.2	0.024	0.1			
2012/13-2	Lab	LCS	12/5/2012	Pesticide	Diphenamid	n/a	=	1.01	µg/L	EPA 525.2	0.024	0.1			
2012/13-2	Lab	LCS, rec	12/5/2012	Pesticide	Diphenamid	n/a	=	101	%	EPA 525.2	-88	-88	82	144	
2012/13-2	ME-SCR	matrix spike	12/3/2012	Pesticide	Diphenamid	n/a	=	0.96	µg/L	EPA 525.2	0.024	0.1			
2012/13-2	ME-SCR	matrix spike, rec	12/3/2012	Pesticide	Diphenamid	n/a	=	96	%	EPA 525.2	-88	-88	86	130	
2012/13-2	ME-SCR	matrix spike dup	12/3/2012	Pesticide	Diphenamid	n/a	=	1.17	µg/L	EPA 525.2	0.024	0.1			
2012/13-2	ME-SCR	matrix spike dup, rec	12/3/2012	Pesticide	Diphenamid	n/a	=	117	%	EPA 525.2	-88	-88	86	130	
2012/13-2	ME-SCR	matrix spike, RPD	12/3/2012	Pesticide	Diphenamid	n/a	=	20	%	EPA 525.2	-88	-88	0	30	
2012/13-2	MO-OXN	matrix spike	12/5/2012	Pesticide	Diphenamid	n/a	=	1	µg/L	EPA 525.2	0.024	0.1			
2012/13-2	MO-OXN	matrix spike, rec	12/5/2012	Pesticide	Diphenamid	n/a	=	100	%	EPA 525.2	-88	-88	86	130	
2012/13-2	MO-OXN	matrix spike dup	12/5/2012	Pesticide	Diphenamid	n/a	=	0.99	µg/L	EPA 525.2	0.024	0.1			
2012/13-2	MO-OXN	matrix spike dup, rec	12/5/2012	Pesticide	Diphenamid	n/a	=	99	%	EPA 525.2	-88	-88	86	130	
2012/13-2	MO-OXN	matrix spike, RPD	12/5/2012	Pesticide	Diphenamid	n/a	=	1	%	EPA 525.2	-88	-88	0	30	
2012/13-2	Lab	LCS	12/13/2012	Pesticide	Disulfoton	n/a	=	0.0336	µg/L	EPA 525.2	0.01	0.01			

Appendix F
Laboratory QA/QC Analysis Results

Event ID	Site ID	QAQC Sample Type	Analysis Date	Classification	Constituent	Fraction	Sign	Result	Units	Method	MDL	RL	QA Limit		DQOComp
													Min	Max	
2012/13-2	Lab	LCS, rec	12/13/2012	Pesticide	Disulfoton	n/a	=	67	%	EPA 525.2	-88	-88	50	150	
2012/13-2	Lab	method blank	12/13/2012	Pesticide	Disulfoton	n/a	<	0.01	µg/L	EPA 525.2	0.01	0.01			
2012/13-2	Lab	LCS	12/14/2012	Pesticide	Disulfoton	n/a	=	0.0441	µg/L	EPA 525.2	0.01	0.01			
2012/13-2	Lab	LCS, rec	12/14/2012	Pesticide	Disulfoton	n/a	=	88	%	EPA 525.2	-88	-88	50	150	
2012/13-2	Lab	method blank	12/14/2012	Pesticide	Disulfoton	n/a	<	0.01	µg/L	EPA 525.2	0.01	0.01			
2012/13-2	MO-CAM	matrix spike	12/13/2012	Pesticide	Disulfoton	n/a	=	0.0567	µg/L	EPA 525.2	0.01	0.01			
2012/13-2	MO-CAM	matrix spike dup	12/13/2012	Pesticide	Disulfoton	n/a	=	0.0569	µg/L	EPA 525.2	0.01	0.01			
2012/13-2	MO-CAM	matrix spike dup, rec	12/13/2012	Pesticide	Disulfoton	n/a	=	114	%	EPA 525.2	-88	-88	50	150	
2012/13-2	MO-CAM	matrix spike, rec	12/13/2012	Pesticide	Disulfoton	n/a	=	113	%	EPA 525.2	-88	-88	50	150	
2012/13-2	MO-CAM	matrix spike, RPD	12/13/2012	Pesticide	Disulfoton	n/a	=	0.4	%	EPA 525.2	-88	-88	0	25	
2012/13-2	MO-HUE	matrix spike	12/14/2012	Pesticide	Disulfoton	n/a	=	0.0564	µg/L	EPA 525.2	0.01	0.01			
2012/13-2	MO-HUE	matrix spike dup	12/14/2012	Pesticide	Disulfoton	n/a	=	0.0441	µg/L	EPA 525.2	0.01	0.01			
2012/13-2	MO-HUE	matrix spike dup, rec	12/14/2012	Pesticide	Disulfoton	n/a	=	88	%	EPA 525.2	-88	-88	50	150	
2012/13-2	MO-HUE	matrix spike, rec	12/14/2012	Pesticide	Disulfoton	n/a	=	113	%	EPA 525.2	-88	-88	50	150	
2012/13-2	MO-HUE	matrix spike, RPD	12/14/2012	Pesticide	Disulfoton	n/a	=	24	%	EPA 525.2	-88	-88	0	25	
2012/13-2	Lab	method blank	11/27/2012	Pesticide	Endosulfan I	n/a	<	0.0017	µg/L	EPA 608	0.0017	0.02			
2012/13-2	Lab	LCS	11/27/2012	Pesticide	Endosulfan I	n/a	=	0.0547	µg/L	EPA 608	0.0017	0.02			
2012/13-2	Lab	LCS, rec	11/27/2012	Pesticide	Endosulfan I	n/a	=	55	%	EPA 608	-88	-88	45	153	
2012/13-2	ME-VR2	matrix spike	11/27/2012	Pesticide	Endosulfan I	n/a	=	0.056	µg/L	EPA 608	0.0017	0.02			
2012/13-2	ME-VR2	matrix spike, rec	11/27/2012	Pesticide	Endosulfan I	n/a	=	56	%	EPA 608	-88	-88	45	153	
2012/13-2	ME-VR2	matrix spike dup	11/27/2012	Pesticide	Endosulfan I	n/a	=	0.0429	µg/L	EPA 608	0.0017	0.02			GB
2012/13-2	ME-VR2	matrix spike dup, rec	11/27/2012	Pesticide	Endosulfan I	n/a	=	43	%	EPA 608	-88	-88	45	153	GB
2012/13-2	ME-VR2	matrix spike, RPD	11/27/2012	Pesticide	Endosulfan I	n/a	=	27	%	EPA 608	-88	-88	0	30	
2012/13-2	Lab	method blank	11/27/2012	Pesticide	Endosulfan II	n/a	<	0.0019	µg/L	EPA 608	0.0019	0.01			
2012/13-2	Lab	LCS	11/27/2012	Pesticide	Endosulfan II	n/a	=	0.0814	µg/L	EPA 608	0.0019	0.01			
2012/13-2	Lab	LCS, rec	11/27/2012	Pesticide	Endosulfan II	n/a	=	81	%	EPA 608	-88	-88	2	202	
2012/13-2	ME-VR2	matrix spike	11/27/2012	Pesticide	Endosulfan II	n/a	=	0.0934	µg/L	EPA 608	0.0019	0.01			
2012/13-2	ME-VR2	matrix spike, rec	11/27/2012	Pesticide	Endosulfan II	n/a	=	93	%	EPA 608	-88	-88	2	202	
2012/13-2	ME-VR2	matrix spike dup	11/27/2012	Pesticide	Endosulfan II	n/a	=	0.0766	µg/L	EPA 608	0.0019	0.01			
2012/13-2	ME-VR2	matrix spike dup, rec	11/27/2012	Pesticide	Endosulfan II	n/a	=	77	%	EPA 608	-88	-88	2	202	
2012/13-2	ME-VR2	matrix spike, RPD	11/27/2012	Pesticide	Endosulfan II	n/a	=	20	%	EPA 608	-88	-88	0	30	
2012/13-2	Lab	method blank	11/27/2012	Pesticide	Endosulfan sulfate	n/a	<	0.008	µg/L	EPA 608	0.008	0.05			
2012/13-2	Lab	LCS	11/27/2012	Pesticide	Endosulfan sulfate	n/a	=	0.0862	µg/L	EPA 608	0.008	0.05			
2012/13-2	Lab	LCS, rec	11/27/2012	Pesticide	Endosulfan sulfate	n/a	=	86	%	EPA 608	-88	-88	26	144	
2012/13-2	ME-VR2	matrix spike	11/27/2012	Pesticide	Endosulfan sulfate	n/a	=	0.106	µg/L	EPA 608	0.008	0.05			
2012/13-2	ME-VR2	matrix spike, rec	11/27/2012	Pesticide	Endosulfan sulfate	n/a	=	106	%	EPA 608	-88	-88	26	144	
2012/13-2	ME-VR2	matrix spike dup	11/27/2012	Pesticide	Endosulfan sulfate	n/a	=	0.0875	µg/L	EPA 608	0.008	0.05			
2012/13-2	ME-VR2	matrix spike dup, rec	11/27/2012	Pesticide	Endosulfan sulfate	n/a	=	88	%	EPA 608	-88	-88	26	144	
2012/13-2	ME-VR2	matrix spike, RPD	11/27/2012	Pesticide	Endosulfan sulfate	n/a	=	19	%	EPA 608	-88	-88	0	30	
2012/13-2	Lab	method blank	11/27/2012	Pesticide	Endrin	n/a	<	0.0028	µg/L	EPA 608	0.0028	0.01			
2012/13-2	Lab	LCS	11/27/2012	Pesticide	Endrin	n/a	=	0.078	µg/L	EPA 608	0.0028	0.01			
2012/13-2	Lab	LCS, rec	11/27/2012	Pesticide	Endrin	n/a	=	78	%	EPA 608	-88	-88	30	147	
2012/13-2	ME-VR2	matrix spike	11/27/2012	Pesticide	Endrin	n/a	=	0.107	µg/L	EPA 608	0.0028	0.01			
2012/13-2	ME-VR2	matrix spike, rec	11/27/2012	Pesticide	Endrin	n/a	=	107	%	EPA 608	-88	-88	30	147	
2012/13-2	ME-VR2	matrix spike dup	11/27/2012	Pesticide	Endrin	n/a	=	0.0857	µg/L	EPA 608	0.0028	0.01			
2012/13-2	ME-VR2	matrix spike dup, rec	11/27/2012	Pesticide	Endrin	n/a	=	86	%	EPA 608	-88	-88	30	147	
2012/13-2	ME-VR2	matrix spike, RPD	11/27/2012	Pesticide	Endrin	n/a	=	22	%	EPA 608	-88	-88	0	30	

Appendix F
Laboratory QA/QC Analysis Results

Event ID	Site ID	QAQC Sample Type	Analysis Date	Classification	Constituent	Fraction	Sign	Result	Units	Method	MDL	RL	QA Limit		DQOComp
													Min	Max	
2012/13-2	Lab	method blank	11/27/2012	Pesticide	Endrin aldehyde	n/a	<	0.003	µg/L	EPA 608	0.003	0.01			
2012/13-2	Lab	LCS	11/27/2012	Pesticide	Endrin aldehyde	n/a	=	0.0819	µg/L	EPA 608	0.003	0.01			
2012/13-2	Lab	LCS, rec	11/27/2012	Pesticide	Endrin aldehyde	n/a	=	82	%	EPA 608	-88	-88	41	203	
2012/13-2	ME-VR2	matrix spike	11/27/2012	Pesticide	Endrin aldehyde	n/a	=	0.0897	µg/L	EPA 608	0.003	0.01			
2012/13-2	ME-VR2	matrix spike, rec	11/27/2012	Pesticide	Endrin aldehyde	n/a	=	90	%	EPA 608	-88	-88	30	180	
2012/13-2	ME-VR2	matrix spike dup	11/27/2012	Pesticide	Endrin aldehyde	n/a	=	0.0727	µg/L	EPA 608	0.003	0.01			
2012/13-2	ME-VR2	matrix spike dup, rec	11/27/2012	Pesticide	Endrin aldehyde	n/a	=	73	%	EPA 608	-88	-88	30	180	
2012/13-2	ME-VR2	matrix spike, RPD	11/27/2012	Pesticide	Endrin aldehyde	n/a	=	21	%	EPA 608	-88	-88	0	30	
2012/13-2	Lab	method blank	12/3/2012	Pesticide	EPTC	n/a	<	0.017	µg/L	EPA 525.2	0.017	1			
2012/13-2	Lab	LCS	12/3/2012	Pesticide	EPTC	n/a	=	1.06	µg/L	EPA 525.2	0.017	1			
2012/13-2	Lab	LCS, rec	12/3/2012	Pesticide	EPTC	n/a	=	106	%	EPA 525.2	-88	-88	75	110	
2012/13-2	Lab	method blank	12/5/2012	Pesticide	EPTC	n/a	<	0.017	µg/L	EPA 525.2	0.017	1			
2012/13-2	Lab	LCS	12/5/2012	Pesticide	EPTC	n/a	DNQ	0.93	µg/L	EPA 525.2	0.017	1			
2012/13-2	Lab	LCS, rec	12/5/2012	Pesticide	EPTC	n/a	=	93	%	EPA 525.2	-88	-88	75	110	
2012/13-2	ME-SCR	matrix spike	12/3/2012	Pesticide	EPTC	n/a	=	1.16	µg/L	EPA 525.2	0.017	1			
2012/13-2	ME-SCR	matrix spike, rec	12/3/2012	Pesticide	EPTC	n/a	=	116	%	EPA 525.2	-88	-88	67	119	
2012/13-2	ME-SCR	matrix spike dup	12/3/2012	Pesticide	EPTC	n/a	DNQ	0.97	µg/L	EPA 525.2	0.017	1			
2012/13-2	ME-SCR	matrix spike dup, rec	12/3/2012	Pesticide	EPTC	n/a	=	97	%	EPA 525.2	-88	-88	67	119	
2012/13-2	ME-SCR	matrix spike, RPD	12/3/2012	Pesticide	EPTC	n/a	=	18	%	EPA 525.2	-88	-88	0	30	
2012/13-2	MO-OXN	matrix spike	12/5/2012	Pesticide	EPTC	n/a	DNQ	0.9	µg/L	EPA 525.2	0.017	1			
2012/13-2	MO-OXN	matrix spike, rec	12/5/2012	Pesticide	EPTC	n/a	=	90	%	EPA 525.2	-88	-88	67	119	
2012/13-2	MO-OXN	matrix spike dup	12/5/2012	Pesticide	EPTC	n/a	DNQ	0.89	µg/L	EPA 525.2	0.017	1			
2012/13-2	MO-OXN	matrix spike dup, rec	12/5/2012	Pesticide	EPTC	n/a	=	89	%	EPA 525.2	-88	-88	67	119	
2012/13-2	MO-OXN	matrix spike, RPD	12/5/2012	Pesticide	EPTC	n/a	=	1	%	EPA 525.2	-88	-88	0	30	
2012/13-2	Lab	LCS	12/13/2012	Pesticide	Ethoprop	n/a	=	0.066	µg/L	EPA 525.2	0.0067	0.01			
2012/13-2	Lab	LCS, rec	12/13/2012	Pesticide	Ethoprop	n/a	=	132	%	EPA 525.2	-88	-88	50	150	
2012/13-2	Lab	method blank	12/13/2012	Pesticide	Ethoprop	n/a	<	0.0067	µg/L	EPA 525.2	0.0067	0.01			
2012/13-2	Lab	LCS	12/14/2012	Pesticide	Ethoprop	n/a	=	0.067	µg/L	EPA 525.2	0.0067	0.01			
2012/13-2	Lab	LCS, rec	12/14/2012	Pesticide	Ethoprop	n/a	=	134	%	EPA 525.2	-88	-88	50	150	
2012/13-2	Lab	method blank	12/14/2012	Pesticide	Ethoprop	n/a	<	0.0067	µg/L	EPA 525.2	0.0067	0.01			
2012/13-2	MO-CAM	matrix spike	12/13/2012	Pesticide	Ethoprop	n/a	=	0.0732	µg/L	EPA 525.2	0.0067	0.01			
2012/13-2	MO-CAM	matrix spike dup	12/13/2012	Pesticide	Ethoprop	n/a	=	0.0699	µg/L	EPA 525.2	0.0067	0.01			
2012/13-2	MO-CAM	matrix spike dup, rec	12/13/2012	Pesticide	Ethoprop	n/a	=	140	%	EPA 525.2	-88	-88	50	150	
2012/13-2	MO-CAM	matrix spike, rec	12/13/2012	Pesticide	Ethoprop	n/a	=	146	%	EPA 525.2	-88	-88	50	150	
2012/13-2	MO-CAM	matrix spike, RPD	12/13/2012	Pesticide	Ethoprop	n/a	=	5	%	EPA 525.2	-88	-88	0	25	
2012/13-2	MO-HUE	matrix spike	12/14/2012	Pesticide	Ethoprop	n/a	=	0.0727	µg/L	EPA 525.2	0.0067	0.01			
2012/13-2	MO-HUE	matrix spike dup	12/14/2012	Pesticide	Ethoprop	n/a	=	0.067	µg/L	EPA 525.2	0.0067	0.01			
2012/13-2	MO-HUE	matrix spike dup, rec	12/14/2012	Pesticide	Ethoprop	n/a	=	134	%	EPA 525.2	-88	-88	50	150	
2012/13-2	MO-HUE	matrix spike, rec	12/14/2012	Pesticide	Ethoprop	n/a	=	145	%	EPA 525.2	-88	-88	50	150	
2012/13-2	MO-HUE	matrix spike, RPD	12/14/2012	Pesticide	Ethoprop	n/a	=	8	%	EPA 525.2	-88	-88	0	25	
2012/13-2	Lab	LCS	12/13/2012	Pesticide	Ethyl parathion	n/a	=	0.0755	µg/L	EPA 525.2	0.0054	0.01			EUM
2012/13-2	Lab	LCS, rec	12/13/2012	Pesticide	Ethyl parathion	n/a	=	151	%	EPA 525.2	-88	-88	50	150	EUM
2012/13-2	Lab	method blank	12/13/2012	Pesticide	Ethyl parathion	n/a	<	0.0054	µg/L	EPA 525.2	0.0054	0.01			
2012/13-2	Lab	LCS	12/14/2012	Pesticide	Ethyl parathion	n/a	=	0.148	µg/L	EPA 525.2	0.0054	0.01			EUM
2012/13-2	Lab	LCS, rec	12/14/2012	Pesticide	Ethyl parathion	n/a	=	296	%	EPA 525.2	-88	-88	50	150	EUM
2012/13-2	Lab	method blank	12/14/2012	Pesticide	Ethyl parathion	n/a	<	0.0054	µg/L	EPA 525.2	0.0054	0.01			
2012/13-2	MO-CAM	matrix spike	12/13/2012	Pesticide	Ethyl parathion	n/a	=	0.121	µg/L	EPA 525.2	0.0054	0.01			GB

Appendix F
Laboratory QA/QC Analysis Results

Event ID	Site ID	QAQC Sample Type	Analysis Date	Classification	Constituent	Fraction	Sign	Result	Units	Method	MDL	RL	QA Limit		DQOComp
													Min	Max	
2012/13-2	MO-CAM	matrix spike dup	12/13/2012	Pesticide	Ethyl parathion	n/a	=	0.115	µg/L	EPA 525.2	0.0054	0.01			GB
2012/13-2	MO-CAM	matrix spike dup, rec	12/13/2012	Pesticide	Ethyl parathion	n/a	=	230	%	EPA 525.2	-88	-88	50	150	GB
2012/13-2	MO-CAM	matrix spike, rec	12/13/2012	Pesticide	Ethyl parathion	n/a	=	241	%	EPA 525.2	-88	-88	50	150	GB
2012/13-2	MO-CAM	matrix spike, RPD	12/13/2012	Pesticide	Ethyl parathion	n/a	=	5	%	EPA 525.2	-88	-88	0	25	GB
2012/13-2	MO-HUE	matrix spike	12/14/2012	Pesticide	Ethyl parathion	n/a	=	0.142	µg/L	EPA 525.2	0.0054	0.01			GB
2012/13-2	MO-HUE	matrix spike dup	12/14/2012	Pesticide	Ethyl parathion	n/a	=	0.148	µg/L	EPA 525.2	0.0054	0.01			GB
2012/13-2	MO-HUE	matrix spike dup, rec	12/14/2012	Pesticide	Ethyl parathion	n/a	=	297	%	EPA 525.2	-88	-88	50	150	GB
2012/13-2	MO-HUE	matrix spike, rec	12/14/2012	Pesticide	Ethyl parathion	n/a	=	283	%	EPA 525.2	-88	-88	50	150	GB
2012/13-2	MO-HUE	matrix spike, RPD	12/14/2012	Pesticide	Ethyl parathion	n/a	=	5	%	EPA 525.2	-88	-88	0	25	GB
2012/13-2	Lab	LCS	12/13/2012	Pesticide	Fensulfothion	n/a	=	0.0932	µg/L	EPA 525.2	0.0029	0.01			EUM
2012/13-2	Lab	LCS, rec	12/13/2012	Pesticide	Fensulfothion	n/a	=	186	%	EPA 525.2	-88	-88	50	150	EUM
2012/13-2	Lab	method blank	12/13/2012	Pesticide	Fensulfothion	n/a	<	0.0029	µg/L	EPA 525.2	0.0029	0.01			
2012/13-2	Lab	LCS	12/14/2012	Pesticide	Fensulfothion	n/a	=	0.232	µg/L	EPA 525.2	0.0029	0.01			EUM
2012/13-2	Lab	LCS, rec	12/14/2012	Pesticide	Fensulfothion	n/a	=	464	%	EPA 525.2	-88	-88	50	150	EUM
2012/13-2	Lab	method blank	12/14/2012	Pesticide	Fensulfothion	n/a	<	0.0029	µg/L	EPA 525.2	0.0029	0.01			
2012/13-2	MO-CAM	matrix spike	12/13/2012	Pesticide	Fensulfothion	n/a	=	0.223	µg/L	EPA 525.2	0.0029	0.01			GB
2012/13-2	MO-CAM	matrix spike dup	12/13/2012	Pesticide	Fensulfothion	n/a	=	0.2	µg/L	EPA 525.2	0.0029	0.01			GB
2012/13-2	MO-CAM	matrix spike dup, rec	12/13/2012	Pesticide	Fensulfothion	n/a	=	400	%	EPA 525.2	-88	-88	50	150	GB
2012/13-2	MO-CAM	matrix spike, rec	12/13/2012	Pesticide	Fensulfothion	n/a	=	445	%	EPA 525.2	-88	-88	50	150	GB
2012/13-2	MO-CAM	matrix spike, RPD	12/13/2012	Pesticide	Fensulfothion	n/a	=	11	%	EPA 525.2	-88	-88	0	25	GB
2012/13-2	MO-HUE	matrix spike	12/14/2012	Pesticide	Fensulfothion	n/a	=	0.232	µg/L	EPA 525.2	0.0029	0.01			GB
2012/13-2	MO-HUE	matrix spike dup	12/14/2012	Pesticide	Fensulfothion	n/a	=	0.232	µg/L	EPA 525.2	0.0029	0.01			GB
2012/13-2	MO-HUE	matrix spike dup, rec	12/14/2012	Pesticide	Fensulfothion	n/a	=	464	%	EPA 525.2	-88	-88	50	150	GB
2012/13-2	MO-HUE	matrix spike, rec	12/14/2012	Pesticide	Fensulfothion	n/a	=	464	%	EPA 525.2	-88	-88	50	150	GB
2012/13-2	MO-HUE	matrix spike, RPD	12/14/2012	Pesticide	Fensulfothion	n/a	=	0.2	%	EPA 525.2	-88	-88	0	25	GB
2012/13-2	Lab	LCS	12/13/2012	Pesticide	Fenthion	n/a	=	0.0531	µg/L	EPA 525.2	0.0038	0.01			
2012/13-2	Lab	LCS, rec	12/13/2012	Pesticide	Fenthion	n/a	=	106	%	EPA 525.2	-88	-88	50	150	
2012/13-2	Lab	method blank	12/13/2012	Pesticide	Fenthion	n/a	<	0.0038	µg/L	EPA 525.2	0.0038	0.01			
2012/13-2	Lab	LCS	12/14/2012	Pesticide	Fenthion	n/a	=	0.0587	µg/L	EPA 525.2	0.0038	0.01			
2012/13-2	Lab	LCS, rec	12/14/2012	Pesticide	Fenthion	n/a	=	117	%	EPA 525.2	-88	-88	50	150	
2012/13-2	Lab	method blank	12/14/2012	Pesticide	Fenthion	n/a	<	0.0038	µg/L	EPA 525.2	0.0038	0.01			
2012/13-2	MO-CAM	matrix spike	12/13/2012	Pesticide	Fenthion	n/a	=	0.0611	µg/L	EPA 525.2	0.0038	0.01			
2012/13-2	MO-CAM	matrix spike dup	12/13/2012	Pesticide	Fenthion	n/a	=	0.058	µg/L	EPA 525.2	0.0038	0.01			
2012/13-2	MO-CAM	matrix spike dup, rec	12/13/2012	Pesticide	Fenthion	n/a	=	116	%	EPA 525.2	-88	-88	50	150	
2012/13-2	MO-CAM	matrix spike, rec	12/13/2012	Pesticide	Fenthion	n/a	=	122	%	EPA 525.2	-88	-88	50	150	
2012/13-2	MO-CAM	matrix spike, RPD	12/13/2012	Pesticide	Fenthion	n/a	=	5	%	EPA 525.2	-88	-88	0	25	
2012/13-2	MO-HUE	matrix spike	12/14/2012	Pesticide	Fenthion	n/a	=	0.0726	µg/L	EPA 525.2	0.0038	0.01			
2012/13-2	MO-HUE	matrix spike dup	12/14/2012	Pesticide	Fenthion	n/a	=	0.0587	µg/L	EPA 525.2	0.0038	0.01			
2012/13-2	MO-HUE	matrix spike dup, rec	12/14/2012	Pesticide	Fenthion	n/a	=	117	%	EPA 525.2	-88	-88	50	150	
2012/13-2	MO-HUE	matrix spike, rec	12/14/2012	Pesticide	Fenthion	n/a	=	145	%	EPA 525.2	-88	-88	50	150	
2012/13-2	MO-HUE	matrix spike, RPD	12/14/2012	Pesticide	Fenthion	n/a	=	21	%	EPA 525.2	-88	-88	0	25	
2012/13-2	Lab	method blank	11/27/2012	Pesticide	gamma-BHC (Lindane)	n/a	<	0.0021	µg/L	EPA 608	0.0021	0.02			
2012/13-2	Lab	LCS	11/27/2012	Pesticide	gamma-BHC (Lindane)	n/a	=	0.0723	µg/L	EPA 608	0.0021	0.02			
2012/13-2	Lab	LCS, rec	11/27/2012	Pesticide	gamma-BHC (Lindane)	n/a	=	72	%	EPA 608	-88	-88	32	127	
2012/13-2	ME-VR2	matrix spike	11/27/2012	Pesticide	gamma-BHC (Lindane)	n/a	=	0.0786	µg/L	EPA 608	0.0021	0.02			
2012/13-2	ME-VR2	matrix spike, rec	11/27/2012	Pesticide	gamma-BHC (Lindane)	n/a	=	79	%	EPA 608	-88	-88	32	127	
2012/13-2	ME-VR2	matrix spike dup	11/27/2012	Pesticide	gamma-BHC (Lindane)	n/a	=	0.0601	µg/L	EPA 608	0.0021	0.02			

Appendix F
Laboratory QA/QC Analysis Results

Event ID	Site ID	QAQC Sample Type	Analysis Date	Classification	Constituent	Fraction	Sign	Result	Units	Method	MDL	RL	QA Limit		DQOComp
													Min	Max	
2012/13-2	ME-VR2	matrix spike dup, rec	11/27/2012	Pesticide	gamma-BHC (Lindane)	n/a	=	60	%	EPA 608	-88	-88	32	127	
2012/13-2	ME-VR2	matrix spike, RPD	11/27/2012	Pesticide	gamma-BHC (Lindane)	n/a	=	27	%	EPA 608	-88	-88	0	30	
2012/13-2	Lab	method blank	11/27/2012	Pesticide	gamma-Chlordane	n/a	<	0.0044	µg/L	EPA 608	0.0044	0.01			
2012/13-2	000NONPJ	matrix spike	11/28/2012	Pesticide	Glyphosate	n/a	=	23.2	µg/L	EPA 547	1.8	5			QAX
2012/13-2	000NONPJ	matrix spike dup	11/28/2012	Pesticide	Glyphosate	n/a	=	28.9	µg/L	EPA 547	1.8	5			QAX
2012/13-2	000NONPJ	matrix spike dup, rec	11/28/2012	Pesticide	Glyphosate	n/a	=	116	%	EPA 547	-88	-88	68	134	QAX
2012/13-2	000NONPJ	matrix spike, rec	11/28/2012	Pesticide	Glyphosate	n/a	=	93	%	EPA 547	-88	-88	68	134	QAX
2012/13-2	000NONPJ	matrix spike, RPD	11/28/2012	Pesticide	Glyphosate	n/a	=	22	%	EPA 547	-88	-88	0	30	QAX
2012/13-2	Lab	LCS	11/28/2012	Pesticide	Glyphosate	n/a	=	26.9	µg/L	EPA 547	1.8	5			
2012/13-2	Lab	LCS, rec	11/28/2012	Pesticide	Glyphosate	n/a	=	108	%	EPA 547	-88	-88	71	137	
2012/13-2	Lab	method blank	11/28/2012	Pesticide	Glyphosate	n/a	<	1.8	µg/L	EPA 547	1.8	5			
2012/13-2	ME-CC	matrix spike	11/28/2012	Pesticide	Glyphosate	n/a	=	34.8	µg/L	EPA 547	1.8	5			
2012/13-2	ME-CC	matrix spike dup	11/28/2012	Pesticide	Glyphosate	n/a	=	30	µg/L	EPA 547	1.8	5			
2012/13-2	ME-CC	matrix spike dup, rec	11/28/2012	Pesticide	Glyphosate	n/a	=	84	%	EPA 547	-88	-88	68	134	
2012/13-2	ME-CC	matrix spike, rec	11/28/2012	Pesticide	Glyphosate	n/a	=	103	%	EPA 547	-88	-88	68	134	
2012/13-2	ME-CC	matrix spike, RPD	11/28/2012	Pesticide	Glyphosate	n/a	=	15	%	EPA 547	-88	-88	0	30	
2012/13-2	Lab	method blank	11/27/2012	Pesticide	Heptachlor	n/a	<	0.0017	µg/L	EPA 608	0.0017	0.01			
2012/13-2	Lab	LCS	11/27/2012	Pesticide	Heptachlor	n/a	=	0.0562	µg/L	EPA 608	0.0017	0.01			
2012/13-2	Lab	LCS, rec	11/27/2012	Pesticide	Heptachlor	n/a	=	56	%	EPA 608	-88	-88	34	111	
2012/13-2	ME-VR2	matrix spike	11/27/2012	Pesticide	Heptachlor	n/a	=	0.0936	µg/L	EPA 608	0.0017	0.01			
2012/13-2	ME-VR2	matrix spike, rec	11/27/2012	Pesticide	Heptachlor	n/a	=	94	%	EPA 608	-88	-88	34	111	
2012/13-2	ME-VR2	matrix spike dup	11/27/2012	Pesticide	Heptachlor	n/a	=	0.0673	µg/L	EPA 608	0.0017	0.01			
2012/13-2	ME-VR2	matrix spike dup, rec	11/27/2012	Pesticide	Heptachlor	n/a	=	67	%	EPA 608	-88	-88	34	111	
2012/13-2	ME-VR2	matrix spike, RPD	11/27/2012	Pesticide	Heptachlor	n/a	=	33	%	EPA 608	-88	-88	0	30	IL
2012/13-2	Lab	method blank	11/27/2012	Pesticide	Heptachlor epoxide	n/a	<	0.0019	µg/L	EPA 608	0.0019	0.01			
2012/13-2	Lab	LCS	11/27/2012	Pesticide	Heptachlor epoxide	n/a	=	0.0822	µg/L	EPA 608	0.0019	0.01			
2012/13-2	Lab	LCS, rec	11/27/2012	Pesticide	Heptachlor epoxide	n/a	=	82	%	EPA 608	-88	-88	37	142	
2012/13-2	ME-VR2	matrix spike	11/27/2012	Pesticide	Heptachlor epoxide	n/a	=	0.0934	µg/L	EPA 608	0.0019	0.01			
2012/13-2	ME-VR2	matrix spike, rec	11/27/2012	Pesticide	Heptachlor epoxide	n/a	=	93	%	EPA 608	-88	-88	37	142	
2012/13-2	ME-VR2	matrix spike dup	11/27/2012	Pesticide	Heptachlor epoxide	n/a	=	0.0758	µg/L	EPA 608	0.0019	0.01			
2012/13-2	ME-VR2	matrix spike dup, rec	11/27/2012	Pesticide	Heptachlor epoxide	n/a	=	76	%	EPA 608	-88	-88	37	142	
2012/13-2	ME-VR2	matrix spike, RPD	11/27/2012	Pesticide	Heptachlor epoxide	n/a	=	21	%	EPA 608	-88	-88	0	30	
2012/13-2	Lab	LCS	12/13/2012	Pesticide	Malathion	n/a	=	0.065	µg/L	EPA 525.2	0.0076	0.01			
2012/13-2	Lab	LCS, rec	12/13/2012	Pesticide	Malathion	n/a	=	130	%	EPA 525.2	-88	-88	50	150	
2012/13-2	Lab	method blank	12/13/2012	Pesticide	Malathion	n/a	<	0.0076	µg/L	EPA 525.2	0.0076	0.01			
2012/13-2	Lab	LCS	12/14/2012	Pesticide	Malathion	n/a	=	0.099	µg/L	EPA 525.2	0.0076	0.01			EUM
2012/13-2	Lab	LCS, rec	12/14/2012	Pesticide	Malathion	n/a	=	198	%	EPA 525.2	-88	-88	50	150	EUM
2012/13-2	Lab	method blank	12/14/2012	Pesticide	Malathion	n/a	<	0.0076	µg/L	EPA 525.2	0.0076	0.01			
2012/13-2	MO-CAM	matrix spike	12/13/2012	Pesticide	Malathion	n/a	=	0.121	µg/L	EPA 525.2	0.0076	0.01			
2012/13-2	MO-CAM	matrix spike dup	12/13/2012	Pesticide	Malathion	n/a	=	0.111	µg/L	EPA 525.2	0.0076	0.01			
2012/13-2	MO-CAM	matrix spike dup, rec	12/13/2012	Pesticide	Malathion	n/a	=	125	%	EPA 525.2	-88	-88	50	150	
2012/13-2	MO-CAM	matrix spike, rec	12/13/2012	Pesticide	Malathion	n/a	=	145	%	EPA 525.2	-88	-88	50	150	
2012/13-2	MO-CAM	matrix spike, RPD	12/13/2012	Pesticide	Malathion	n/a	=	9	%	EPA 525.2	-88	-88	0	25	
2012/13-2	MO-HUE	matrix spike	12/14/2012	Pesticide	Malathion	n/a	=	0.103	µg/L	EPA 525.2	0.0076	0.01			GB
2012/13-2	MO-HUE	matrix spike dup	12/14/2012	Pesticide	Malathion	n/a	=	0.099	µg/L	EPA 525.2	0.0076	0.01			GB
2012/13-2	MO-HUE	matrix spike dup, rec	12/14/2012	Pesticide	Malathion	n/a	=	198	%	EPA 525.2	-88	-88	50	150	GB
2012/13-2	MO-HUE	matrix spike, rec	12/14/2012	Pesticide	Malathion	n/a	=	206	%	EPA 525.2	-88	-88	50	150	GB

Appendix F
Laboratory QA/QC Analysis Results

Event ID	Site ID	QAQC Sample Type	Analysis Date	Classification	Constituent	Fraction	Sign	Result	Units	Method	MDL	RL	QA Limit		DQOComp
													Min	Max	
2012/13-2	MO-HUE	matrix spike, RPD	12/14/2012	Pesticide	Malathion	n/a	=	4	%	EPA 525.2	-88	-88	0	25	GB
2012/13-2	Lab	LCS	12/13/2012	Pesticide	Merphos	n/a	=	0.0627	µg/L	EPA 525.2	0.0058	0.01			
2012/13-2	Lab	LCS, rec	12/13/2012	Pesticide	Merphos	n/a	=	125	%	EPA 525.2	-88	-88	50	150	
2012/13-2	Lab	method blank	12/13/2012	Pesticide	Merphos	n/a	<	0.0058	µg/L	EPA 525.2	0.0058	0.01			
2012/13-2	Lab	LCS	12/14/2012	Pesticide	Merphos	n/a	=	0.0739	µg/L	EPA 525.2	0.0058	0.01			
2012/13-2	Lab	LCS, rec	12/14/2012	Pesticide	Merphos	n/a	=	148	%	EPA 525.2	-88	-88	50	150	
2012/13-2	Lab	method blank	12/14/2012	Pesticide	Merphos	n/a	<	0.0058	µg/L	EPA 525.2	0.0058	0.01			
2012/13-2	MO-CAM	matrix spike	12/13/2012	Pesticide	Merphos	n/a	=	0.0934	µg/L	EPA 525.2	0.0058	0.01			GB
2012/13-2	MO-CAM	matrix spike dup	12/13/2012	Pesticide	Merphos	n/a	=	0.113	µg/L	EPA 525.2	0.0058	0.01			GB
2012/13-2	MO-CAM	matrix spike dup, rec	12/13/2012	Pesticide	Merphos	n/a	=	226	%	EPA 525.2	-88	-88	50	150	GB
2012/13-2	MO-CAM	matrix spike, rec	12/13/2012	Pesticide	Merphos	n/a	=	187	%	EPA 525.2	-88	-88	50	150	GB
2012/13-2	MO-CAM	matrix spike, RPD	12/13/2012	Pesticide	Merphos	n/a	=	19	%	EPA 525.2	-88	-88	0	25	GB
2012/13-2	MO-HUE	matrix spike	12/14/2012	Pesticide	Merphos	n/a	=	0.0801	µg/L	EPA 525.2	0.0058	0.01			GB
2012/13-2	MO-HUE	matrix spike dup	12/14/2012	Pesticide	Merphos	n/a	=	0.0739	µg/L	EPA 525.2	0.0058	0.01			
2012/13-2	MO-HUE	matrix spike dup, rec	12/14/2012	Pesticide	Merphos	n/a	=	148	%	EPA 525.2	-88	-88	50	150	
2012/13-2	MO-HUE	matrix spike, rec	12/14/2012	Pesticide	Merphos	n/a	=	160	%	EPA 525.2	-88	-88	50	150	GB
2012/13-2	MO-HUE	matrix spike, RPD	12/14/2012	Pesticide	Merphos	n/a	=	8	%	EPA 525.2	-88	-88	0	25	GB
2012/13-2	Lab	method blank	11/27/2012	Pesticide	Methoxychlor	n/a	<	0.0054	µg/L	EPA 608	0.0054	0.02			
2012/13-2	Lab	LCS	12/13/2012	Pesticide	Methyl parathion	n/a	=	0.0709	µg/L	EPA 525.2	0.0063	0.01			
2012/13-2	Lab	LCS, rec	12/13/2012	Pesticide	Methyl parathion	n/a	=	142	%	EPA 525.2	-88	-88	50	150	
2012/13-2	Lab	method blank	12/13/2012	Pesticide	Methyl parathion	n/a	<	0.0063	µg/L	EPA 525.2	0.0063	0.01			
2012/13-2	Lab	LCS	12/14/2012	Pesticide	Methyl parathion	n/a	=	0.167	µg/L	EPA 525.2	0.0063	0.01			EUM
2012/13-2	Lab	LCS, rec	12/14/2012	Pesticide	Methyl parathion	n/a	=	334	%	EPA 525.2	-88	-88	50	150	EUM
2012/13-2	Lab	method blank	12/14/2012	Pesticide	Methyl parathion	n/a	<	0.0063	µg/L	EPA 525.2	0.0063	0.01			
2012/13-2	MO-CAM	matrix spike	12/13/2012	Pesticide	Methyl parathion	n/a	=	0.114	µg/L	EPA 525.2	0.0063	0.01			GB
2012/13-2	MO-CAM	matrix spike dup	12/13/2012	Pesticide	Methyl parathion	n/a	=	0.0963	µg/L	EPA 525.2	0.0063	0.01			GB
2012/13-2	MO-CAM	matrix spike dup, rec	12/13/2012	Pesticide	Methyl parathion	n/a	=	193	%	EPA 525.2	-88	-88	50	150	GB
2012/13-2	MO-CAM	matrix spike, rec	12/13/2012	Pesticide	Methyl parathion	n/a	=	229	%	EPA 525.2	-88	-88	50	150	GB
2012/13-2	MO-CAM	matrix spike, RPD	12/13/2012	Pesticide	Methyl parathion	n/a	=	17	%	EPA 525.2	-88	-88	0	25	GB
2012/13-2	MO-HUE	matrix spike	12/14/2012	Pesticide	Methyl parathion	n/a	=	0.174	µg/L	EPA 525.2	0.0063	0.01			GB
2012/13-2	MO-HUE	matrix spike dup	12/14/2012	Pesticide	Methyl parathion	n/a	=	0.168	µg/L	EPA 525.2	0.0063	0.01			GB
2012/13-2	MO-HUE	matrix spike dup, rec	12/14/2012	Pesticide	Methyl parathion	n/a	=	335	%	EPA 525.2	-88	-88	50	150	GB
2012/13-2	MO-HUE	matrix spike, rec	12/14/2012	Pesticide	Methyl parathion	n/a	=	349	%	EPA 525.2	-88	-88	50	150	GB
2012/13-2	MO-HUE	matrix spike, RPD	12/14/2012	Pesticide	Methyl parathion	n/a	=	4	%	EPA 525.2	-88	-88	0	25	GB
2012/13-2	Lab	method blank	12/3/2012	Pesticide	Metolachlor	n/a	<	0.012	µg/L	EPA 525.2	0.012	0.1			
2012/13-2	Lab	LCS	12/3/2012	Pesticide	Metolachlor	n/a	=	0.88	µg/L	EPA 525.2	0.012	0.1			
2012/13-2	Lab	LCS, rec	12/3/2012	Pesticide	Metolachlor	n/a	=	88	%	EPA 525.2	-88	-88	55	170	
2012/13-2	Lab	method blank	12/5/2012	Pesticide	Metolachlor	n/a	<	0.012	µg/L	EPA 525.2	0.012	0.1			
2012/13-2	Lab	LCS	12/5/2012	Pesticide	Metolachlor	n/a	=	1.02	µg/L	EPA 525.2	0.012	0.1			
2012/13-2	Lab	LCS, rec	12/5/2012	Pesticide	Metolachlor	n/a	=	102	%	EPA 525.2	-88	-88	55	170	
2012/13-2	ME-SCR	matrix spike	12/3/2012	Pesticide	Metolachlor	n/a	=	1.09	µg/L	EPA 525.2	0.012	0.1			
2012/13-2	ME-SCR	matrix spike, rec	12/3/2012	Pesticide	Metolachlor	n/a	=	109	%	EPA 525.2	-88	-88	53	178	
2012/13-2	ME-SCR	matrix spike dup	12/3/2012	Pesticide	Metolachlor	n/a	=	0.97	µg/L	EPA 525.2	0.012	0.1			
2012/13-2	ME-SCR	matrix spike dup, rec	12/3/2012	Pesticide	Metolachlor	n/a	=	97	%	EPA 525.2	-88	-88	53	178	
2012/13-2	ME-SCR	matrix spike, RPD	12/3/2012	Pesticide	Metolachlor	n/a	=	12	%	EPA 525.2	-88	-88	0	30	
2012/13-2	MO-OXN	matrix spike	12/5/2012	Pesticide	Metolachlor	n/a	=	1.11	µg/L	EPA 525.2	0.012	0.1			
2012/13-2	MO-OXN	matrix spike, rec	12/5/2012	Pesticide	Metolachlor	n/a	=	111	%	EPA 525.2	-88	-88	53	178	

Appendix F
Laboratory QA/QC Analysis Results

Event ID	Site ID	QAQC Sample Type	Analysis Date	Classification	Constituent	Fraction	Sign	Result	Units	Method	MDL	RL	QA Limit		DQOComp
													Min	Max	
2012/13-2	MO-OXN	matrix spike dup	12/5/2012	Pesticide	Metolachlor	n/a	=	1.16	µg/L	EPA 525.2	0.012	0.1			
2012/13-2	MO-OXN	matrix spike dup, rec	12/5/2012	Pesticide	Metolachlor	n/a	=	116	%	EPA 525.2	-88	-88	53	178	
2012/13-2	MO-OXN	matrix spike, RPD	12/5/2012	Pesticide	Metolachlor	n/a	=	4	%	EPA 525.2	-88	-88	0	30	
2012/13-2	Lab	method blank	12/3/2012	Pesticide	Metribuzin	n/a	<	0.015	µg/L	EPA 525.2	0.015	0.1			
2012/13-2	Lab	LCS	12/3/2012	Pesticide	Metribuzin	n/a	=	0.87	µg/L	EPA 525.2	0.015	0.1			
2012/13-2	Lab	LCS, rec	12/3/2012	Pesticide	Metribuzin	n/a	=	87	%	EPA 525.2	-88	-88	44	149	
2012/13-2	Lab	method blank	12/5/2012	Pesticide	Metribuzin	n/a	<	0.015	µg/L	EPA 525.2	0.015	0.1			
2012/13-2	Lab	LCS	12/5/2012	Pesticide	Metribuzin	n/a	=	0.94	µg/L	EPA 525.2	0.015	0.1			
2012/13-2	Lab	LCS, rec	12/5/2012	Pesticide	Metribuzin	n/a	=	94	%	EPA 525.2	-88	-88	44	149	
2012/13-2	ME-SCR	matrix spike	12/3/2012	Pesticide	Metribuzin	n/a	=	1.02	µg/L	EPA 525.2	0.015	0.1			
2012/13-2	ME-SCR	matrix spike, rec	12/3/2012	Pesticide	Metribuzin	n/a	=	102	%	EPA 525.2	-88	-88	64	155	
2012/13-2	ME-SCR	matrix spike dup	12/3/2012	Pesticide	Metribuzin	n/a	=	0.92	µg/L	EPA 525.2	0.015	0.1			
2012/13-2	ME-SCR	matrix spike dup, rec	12/3/2012	Pesticide	Metribuzin	n/a	=	92	%	EPA 525.2	-88	-88	64	155	
2012/13-2	ME-SCR	matrix spike, RPD	12/3/2012	Pesticide	Metribuzin	n/a	=	10	%	EPA 525.2	-88	-88	0	30	
2012/13-2	MO-OXN	matrix spike	12/5/2012	Pesticide	Metribuzin	n/a	=	0.83	µg/L	EPA 525.2	0.015	0.1			
2012/13-2	MO-OXN	matrix spike, rec	12/5/2012	Pesticide	Metribuzin	n/a	=	83	%	EPA 525.2	-88	-88	64	155	
2012/13-2	MO-OXN	matrix spike dup	12/5/2012	Pesticide	Metribuzin	n/a	=	0.91	µg/L	EPA 525.2	0.015	0.1			
2012/13-2	MO-OXN	matrix spike dup, rec	12/5/2012	Pesticide	Metribuzin	n/a	=	91	%	EPA 525.2	-88	-88	64	155	
2012/13-2	MO-OXN	matrix spike, RPD	12/5/2012	Pesticide	Metribuzin	n/a	=	9	%	EPA 525.2	-88	-88	0	30	
2012/13-2	Lab	LCS	12/13/2012	Pesticide	Mevinphos	n/a	=	0.0601	µg/L	EPA 525.2	0.0042	0.01			
2012/13-2	Lab	LCS, rec	12/13/2012	Pesticide	Mevinphos	n/a	=	120	%	EPA 525.2	-88	-88	50	150	
2012/13-2	Lab	method blank	12/13/2012	Pesticide	Mevinphos	n/a	<	0.0042	µg/L	EPA 525.2	0.0042	0.01			
2012/13-2	Lab	LCS	12/14/2012	Pesticide	Mevinphos	n/a	=	0.0664	µg/L	EPA 525.2	0.0042	0.01			
2012/13-2	Lab	LCS, rec	12/14/2012	Pesticide	Mevinphos	n/a	=	133	%	EPA 525.2	-88	-88	50	150	
2012/13-2	Lab	method blank	12/14/2012	Pesticide	Mevinphos	n/a	<	0.0042	µg/L	EPA 525.2	0.0042	0.01			
2012/13-2	MO-CAM	matrix spike	12/13/2012	Pesticide	Mevinphos	n/a	=	0.0744	µg/L	EPA 525.2	0.0042	0.01			
2012/13-2	MO-CAM	matrix spike dup	12/13/2012	Pesticide	Mevinphos	n/a	=	0.0743	µg/L	EPA 525.2	0.0042	0.01			
2012/13-2	MO-CAM	matrix spike dup, rec	12/13/2012	Pesticide	Mevinphos	n/a	=	149	%	EPA 525.2	-88	-88	50	150	
2012/13-2	MO-CAM	matrix spike, rec	12/13/2012	Pesticide	Mevinphos	n/a	=	149	%	EPA 525.2	-88	-88	50	150	
2012/13-2	MO-CAM	matrix spike, RPD	12/13/2012	Pesticide	Mevinphos	n/a	=	0.1	%	EPA 525.2	-88	-88	0	25	
2012/13-2	MO-HUE	matrix spike	12/14/2012	Pesticide	Mevinphos	n/a	=	0.0713	µg/L	EPA 525.2	0.0042	0.01			
2012/13-2	MO-HUE	matrix spike dup	12/14/2012	Pesticide	Mevinphos	n/a	=	0.0664	µg/L	EPA 525.2	0.0042	0.01			
2012/13-2	MO-HUE	matrix spike dup, rec	12/14/2012	Pesticide	Mevinphos	n/a	=	133	%	EPA 525.2	-88	-88	50	150	
2012/13-2	MO-HUE	matrix spike, rec	12/14/2012	Pesticide	Mevinphos	n/a	=	143	%	EPA 525.2	-88	-88	50	150	
2012/13-2	MO-HUE	matrix spike, RPD	12/14/2012	Pesticide	Mevinphos	n/a	=	7	%	EPA 525.2	-88	-88	0	25	
2012/13-2	Lab	method blank	12/3/2012	Pesticide	Molinate	n/a	<	0.039	µg/L	EPA 525.2	0.039	0.1			
2012/13-2	Lab	LCS	12/3/2012	Pesticide	Molinate	n/a	=	1	µg/L	EPA 525.2	0.039	0.1			
2012/13-2	Lab	LCS, rec	12/3/2012	Pesticide	Molinate	n/a	=	100	%	EPA 525.2	-88	-88	76	116	
2012/13-2	Lab	method blank	12/5/2012	Pesticide	Molinate	n/a	<	0.039	µg/L	EPA 525.2	0.039	0.1			
2012/13-2	Lab	LCS	12/5/2012	Pesticide	Molinate	n/a	=	1.03	µg/L	EPA 525.2	0.039	0.1			
2012/13-2	Lab	LCS, rec	12/5/2012	Pesticide	Molinate	n/a	=	103	%	EPA 525.2	-88	-88	76	116	
2012/13-2	ME-SCR	matrix spike	12/3/2012	Pesticide	Molinate	n/a	=	1.12	µg/L	EPA 525.2	0.039	0.1			
2012/13-2	ME-SCR	matrix spike, rec	12/3/2012	Pesticide	Molinate	n/a	=	112	%	EPA 525.2	-88	-88	68	125	
2012/13-2	ME-SCR	matrix spike dup	12/3/2012	Pesticide	Molinate	n/a	=	1.09	µg/L	EPA 525.2	0.039	0.1			
2012/13-2	ME-SCR	matrix spike dup, rec	12/3/2012	Pesticide	Molinate	n/a	=	109	%	EPA 525.2	-88	-88	68	125	
2012/13-2	ME-SCR	matrix spike, RPD	12/3/2012	Pesticide	Molinate	n/a	=	3	%	EPA 525.2	-88	-88	0	30	
2012/13-2	MO-OXN	matrix spike	12/5/2012	Pesticide	Molinate	n/a	=	0.98	µg/L	EPA 525.2	0.039	0.1			

Appendix F
Laboratory QA/QC Analysis Results

Event ID	Site ID	QAQC Sample Type	Analysis Date	Classification	Constituent	Fraction	Sign	Result	Units	Method	MDL	RL	QA Limit		DQOComp
													Min	Max	
2012/13-2	MO-OXN	matrix spike, rec	12/5/2012	Pesticide	Molinate	n/a	=	98	%	EPA 525.2	-88	-88	68	125	
2012/13-2	MO-OXN	matrix spike dup	12/5/2012	Pesticide	Molinate	n/a	=	0.9	µg/L	EPA 525.2	0.039	0.1			
2012/13-2	MO-OXN	matrix spike dup, rec	12/5/2012	Pesticide	Molinate	n/a	=	90	%	EPA 525.2	-88	-88	68	125	
2012/13-2	MO-OXN	matrix spike, RPD	12/5/2012	Pesticide	Molinate	n/a	=	9	%	EPA 525.2	-88	-88	0	30	
2012/13-2	Lab	LCS	12/13/2012	Pesticide	Naled	n/a	=	0.161	µg/L	EPA 525.2	0.0076	0.1			EUM
2012/13-2	Lab	LCS, rec	12/13/2012	Pesticide	Naled	n/a	=	322	%	EPA 525.2	-88	-88	5	150	EUM
2012/13-2	Lab	method blank	12/13/2012	Pesticide	Naled	n/a	<	0.0076	µg/L	EPA 525.2	0.0076	0.1			
2012/13-2	Lab	LCS	12/14/2012	Pesticide	Naled	n/a	=	0.634	µg/L	EPA 525.2	0.0076	0.1			EUM
2012/13-2	Lab	LCS, rec	12/14/2012	Pesticide	Naled	n/a	=	1270	%	EPA 525.2	-88	-88	5	150	EUM
2012/13-2	Lab	method blank	12/14/2012	Pesticide	Naled	n/a	<	0.0076	µg/L	EPA 525.2	0.0076	0.1			
2012/13-2	MO-CAM	matrix spike	12/13/2012	Pesticide	Naled	n/a	=	0.105	µg/L	EPA 525.2	0.0076	0.1			GB
2012/13-2	MO-CAM	matrix spike dup	12/13/2012	Pesticide	Naled	n/a	=	0.188	µg/L	EPA 525.2	0.0076	0.1			GB
2012/13-2	MO-CAM	matrix spike dup, rec	12/13/2012	Pesticide	Naled	n/a	=	376	%	EPA 525.2	-88	-88	5	150	GB
2012/13-2	MO-CAM	matrix spike, rec	12/13/2012	Pesticide	Naled	n/a	=	210	%	EPA 525.2	-88	-88	5	150	GB
2012/13-2	MO-CAM	matrix spike, RPD	12/13/2012	Pesticide	Naled	n/a	=	56	%	EPA 525.2	-88	-88	0	25	GB,IL
2012/13-2	MO-HUE	matrix spike	12/14/2012	Pesticide	Naled	n/a	=	0.559	µg/L	EPA 525.2	0.0076	0.1			GB
2012/13-2	MO-HUE	matrix spike dup	12/14/2012	Pesticide	Naled	n/a	=	0.634	µg/L	EPA 525.2	0.0076	0.1			GB
2012/13-2	MO-HUE	matrix spike dup, rec	12/14/2012	Pesticide	Naled	n/a	=	1270	%	EPA 525.2	-88	-88	5	150	GB
2012/13-2	MO-HUE	matrix spike, rec	12/14/2012	Pesticide	Naled	n/a	=	1120	%	EPA 525.2	-88	-88	5	150	GB
2012/13-2	MO-HUE	matrix spike, RPD	12/14/2012	Pesticide	Naled	n/a	=	13	%	EPA 525.2	-88	-88	0	25	GB
2012/13-2	Lab	method blank	12/1/2012	Pesticide	Pentachlorophenol	n/a	<	0.04	µg/L	EPA 515.3	0.04	0.2			
2012/13-2	Lab	LCS	12/1/2012	Pesticide	Pentachlorophenol	n/a	=	3.95	µg/L	EPA 515.3	0.04	0.2			
2012/13-2	Lab	LCS, rec	12/1/2012	Pesticide	Pentachlorophenol	n/a	=	99	%	EPA 515.3	-88	-88	70	130	
2012/13-2	ME-CC	matrix spike	12/1/2012	Pesticide	Pentachlorophenol	n/a	=	3.59	µg/L	EPA 515.3	0.04	0.2			
2012/13-2	ME-CC	matrix spike, rec	12/1/2012	Pesticide	Pentachlorophenol	n/a	=	90	%	EPA 515.3	-88	-88	70	130	
2012/13-2	ME-CC	matrix spike dup	12/1/2012	Pesticide	Pentachlorophenol	n/a	=	3.61	µg/L	EPA 515.3	0.04	0.2			
2012/13-2	ME-CC	matrix spike dup, rec	12/1/2012	Pesticide	Pentachlorophenol	n/a	=	90	%	EPA 515.3	-88	-88	70	130	
2012/13-2	ME-CC	matrix spike, RPD	12/1/2012	Pesticide	Pentachlorophenol	n/a	=	0.6	%	EPA 515.3	-88	-88	0	30	
2012/13-2	Lab	LCS	12/13/2012	Pesticide	Phorate	n/a	=	0.0654	µg/L	EPA 525.2	0.003	0.01			
2012/13-2	Lab	LCS, rec	12/13/2012	Pesticide	Phorate	n/a	=	131	%	EPA 525.2	-88	-88	50	150	
2012/13-2	Lab	method blank	12/13/2012	Pesticide	Phorate	n/a	<	0.003	µg/L	EPA 525.2	0.003	0.01			
2012/13-2	Lab	LCS	12/14/2012	Pesticide	Phorate	n/a	=	0.0665	µg/L	EPA 525.2	0.003	0.01			
2012/13-2	Lab	LCS, rec	12/14/2012	Pesticide	Phorate	n/a	=	133	%	EPA 525.2	-88	-88	50	150	
2012/13-2	Lab	method blank	12/14/2012	Pesticide	Phorate	n/a	<	0.003	µg/L	EPA 525.2	0.003	0.01			
2012/13-2	MO-CAM	matrix spike	12/13/2012	Pesticide	Phorate	n/a	=	0.083	µg/L	EPA 525.2	0.003	0.01			GB
2012/13-2	MO-CAM	matrix spike dup	12/13/2012	Pesticide	Phorate	n/a	=	0.0822	µg/L	EPA 525.2	0.003	0.01			GB
2012/13-2	MO-CAM	matrix spike dup, rec	12/13/2012	Pesticide	Phorate	n/a	=	164	%	EPA 525.2	-88	-88	50	150	GB
2012/13-2	MO-CAM	matrix spike, rec	12/13/2012	Pesticide	Phorate	n/a	=	166	%	EPA 525.2	-88	-88	50	150	GB
2012/13-2	MO-CAM	matrix spike, RPD	12/13/2012	Pesticide	Phorate	n/a	=	1	%	EPA 525.2	-88	-88	0	25	GB
2012/13-2	MO-HUE	matrix spike	12/14/2012	Pesticide	Phorate	n/a	=	0.0733	µg/L	EPA 525.2	0.003	0.01			
2012/13-2	MO-HUE	matrix spike dup	12/14/2012	Pesticide	Phorate	n/a	=	0.0665	µg/L	EPA 525.2	0.003	0.01			
2012/13-2	MO-HUE	matrix spike dup, rec	12/14/2012	Pesticide	Phorate	n/a	=	133	%	EPA 525.2	-88	-88	50	150	
2012/13-2	MO-HUE	matrix spike, rec	12/14/2012	Pesticide	Phorate	n/a	=	147	%	EPA 525.2	-88	-88	50	150	
2012/13-2	MO-HUE	matrix spike, RPD	12/14/2012	Pesticide	Phorate	n/a	=	10	%	EPA 525.2	-88	-88	0	25	
2012/13-2	Lab	method blank	12/1/2012	Pesticide	Picloram	n/a	<	0.05	µg/L	EPA 515.3	0.05	0.6			
2012/13-2	Lab	LCS	12/1/2012	Pesticide	Picloram	n/a	=	2.88	µg/L	EPA 515.3	0.05	0.6			
2012/13-2	Lab	LCS, rec	12/1/2012	Pesticide	Picloram	n/a	=	72	%	EPA 515.3	-88	-88	70	130	

Appendix F
Laboratory QA/QC Analysis Results

Event ID	Site ID	QAQC Sample Type	Analysis Date	Classification	Constituent	Fraction	Sign	Result	Units	Method	MDL	RL	QA Limit		DQOComp
													Min	Max	
2012/13-2	ME-CC	matrix spike	12/1/2012	Pesticide	Picloram	n/a	=	2.86	µg/L	EPA 515.3	0.05	0.6			
2012/13-2	ME-CC	matrix spike, rec	12/1/2012	Pesticide	Picloram	n/a	=	72	%	EPA 515.3	-88	-88	70	130	
2012/13-2	ME-CC	matrix spike dup	12/1/2012	Pesticide	Picloram	n/a	=	2.94	µg/L	EPA 515.3	0.05	0.6			
2012/13-2	ME-CC	matrix spike dup, rec	12/1/2012	Pesticide	Picloram	n/a	=	74	%	EPA 515.3	-88	-88	70	130	
2012/13-2	ME-CC	matrix spike, RPD	12/1/2012	Pesticide	Picloram	n/a	=	3	%	EPA 515.3	-88	-88	0	30	
2012/13-2	Lab	method blank	12/3/2012	Pesticide	Prometon	n/a	<	0.024	µg/L	EPA 525.2	0.024	0.2			
2012/13-2	Lab	LCS	12/3/2012	Pesticide	Prometon	n/a	=	0.41	µg/L	EPA 525.2	0.024	0.2			
2012/13-2	Lab	LCS, rec	12/3/2012	Pesticide	Prometon	n/a	=	41	%	EPA 525.2	-88	-88	6	110	
2012/13-2	Lab	method blank	12/5/2012	Pesticide	Prometon	n/a	<	0.024	µg/L	EPA 525.2	0.024	0.2			
2012/13-2	Lab	LCS	12/5/2012	Pesticide	Prometon	n/a	=	0.5	µg/L	EPA 525.2	0.024	0.2			
2012/13-2	Lab	LCS, rec	12/5/2012	Pesticide	Prometon	n/a	=	50	%	EPA 525.2	-88	-88	6	110	
2012/13-2	ME-SCR	matrix spike	12/3/2012	Pesticide	Prometon	n/a	=	0.94	µg/L	EPA 525.2	0.024	0.2			
2012/13-2	ME-SCR	matrix spike, rec	12/3/2012	Pesticide	Prometon	n/a	=	94	%	EPA 525.2	-88	-88	5	148	
2012/13-2	ME-SCR	matrix spike dup	12/3/2012	Pesticide	Prometon	n/a	=	0.99	µg/L	EPA 525.2	0.024	0.2			
2012/13-2	ME-SCR	matrix spike dup, rec	12/3/2012	Pesticide	Prometon	n/a	=	99	%	EPA 525.2	-88	-88	5	148	
2012/13-2	ME-SCR	matrix spike, RPD	12/3/2012	Pesticide	Prometon	n/a	=	5	%	EPA 525.2	-88	-88	0	30	
2012/13-2	MO-OXN	matrix spike	12/5/2012	Pesticide	Prometon	n/a	=	0.84	µg/L	EPA 525.2	0.024	0.2			
2012/13-2	MO-OXN	matrix spike, rec	12/5/2012	Pesticide	Prometon	n/a	=	84	%	EPA 525.2	-88	-88	5	148	
2012/13-2	MO-OXN	matrix spike dup	12/5/2012	Pesticide	Prometon	n/a	=	1.03	µg/L	EPA 525.2	0.024	0.2			
2012/13-2	MO-OXN	matrix spike dup, rec	12/5/2012	Pesticide	Prometon	n/a	=	103	%	EPA 525.2	-88	-88	5	148	
2012/13-2	MO-OXN	matrix spike, RPD	12/5/2012	Pesticide	Prometon	n/a	=	20	%	EPA 525.2	-88	-88	0	30	
2012/13-2	Lab	method blank	12/3/2012	Pesticide	Prometryn	n/a	<	0.036	µg/L	EPA 525.2	0.036	0.1			
2012/13-2	Lab	LCS	12/3/2012	Pesticide	Prometryn	n/a	=	0.86	µg/L	EPA 525.2	0.036	0.1			
2012/13-2	Lab	LCS, rec	12/3/2012	Pesticide	Prometryn	n/a	=	86	%	EPA 525.2	-88	-88	34	152	
2012/13-2	Lab	method blank	12/5/2012	Pesticide	Prometryn	n/a	<	0.036	µg/L	EPA 525.2	0.036	0.1			
2012/13-2	Lab	LCS	12/5/2012	Pesticide	Prometryn	n/a	=	0.94	µg/L	EPA 525.2	0.036	0.1			
2012/13-2	Lab	LCS, rec	12/5/2012	Pesticide	Prometryn	n/a	=	94	%	EPA 525.2	-88	-88	34	152	
2012/13-2	ME-SCR	matrix spike	12/3/2012	Pesticide	Prometryn	n/a	=	1.03	µg/L	EPA 525.2	0.036	0.1			
2012/13-2	ME-SCR	matrix spike, rec	12/3/2012	Pesticide	Prometryn	n/a	=	103	%	EPA 525.2	-88	-88	44	169	
2012/13-2	ME-SCR	matrix spike dup	12/3/2012	Pesticide	Prometryn	n/a	=	1.02	µg/L	EPA 525.2	0.036	0.1			
2012/13-2	ME-SCR	matrix spike dup, rec	12/3/2012	Pesticide	Prometryn	n/a	=	102	%	EPA 525.2	-88	-88	44	169	
2012/13-2	ME-SCR	matrix spike, RPD	12/3/2012	Pesticide	Prometryn	n/a	=	1	%	EPA 525.2	-88	-88	0	30	
2012/13-2	MO-OXN	matrix spike	12/5/2012	Pesticide	Prometryn	n/a	=	0.99	µg/L	EPA 525.2	0.036	0.1			
2012/13-2	MO-OXN	matrix spike, rec	12/5/2012	Pesticide	Prometryn	n/a	=	99	%	EPA 525.2	-88	-88	44	169	
2012/13-2	MO-OXN	matrix spike dup	12/5/2012	Pesticide	Prometryn	n/a	=	1.02	µg/L	EPA 525.2	0.036	0.1			
2012/13-2	MO-OXN	matrix spike dup, rec	12/5/2012	Pesticide	Prometryn	n/a	=	102	%	EPA 525.2	-88	-88	44	169	
2012/13-2	MO-OXN	matrix spike, RPD	12/5/2012	Pesticide	Prometryn	n/a	=	3	%	EPA 525.2	-88	-88	0	30	
2012/13-2	Lab	LCS	12/13/2012	Pesticide	Ronnel (Fenchlorphos)	n/a	=	0.0522	µg/L	EPA 525.2	0.0041	0.01			
2012/13-2	Lab	LCS, rec	12/13/2012	Pesticide	Ronnel (Fenchlorphos)	n/a	=	104	%	EPA 525.2	-88	-88	50	150	
2012/13-2	Lab	method blank	12/13/2012	Pesticide	Ronnel (Fenchlorphos)	n/a	<	0.0041	µg/L	EPA 525.2	0.0041	0.01			
2012/13-2	Lab	LCS	12/14/2012	Pesticide	Ronnel (Fenchlorphos)	n/a	=	0.0684	µg/L	EPA 525.2	0.0041	0.01			
2012/13-2	Lab	LCS, rec	12/14/2012	Pesticide	Ronnel (Fenchlorphos)	n/a	=	137	%	EPA 525.2	-88	-88	50	150	
2012/13-2	Lab	method blank	12/14/2012	Pesticide	Ronnel (Fenchlorphos)	n/a	<	0.0041	µg/L	EPA 525.2	0.0041	0.01			
2012/13-2	MO-CAM	matrix spike	12/13/2012	Pesticide	Ronnel (Fenchlorphos)	n/a	=	0.0556	µg/L	EPA 525.2	0.0041	0.01			
2012/13-2	MO-CAM	matrix spike dup	12/13/2012	Pesticide	Ronnel (Fenchlorphos)	n/a	=	0.0477	µg/L	EPA 525.2	0.0041	0.01			
2012/13-2	MO-CAM	matrix spike dup, rec	12/13/2012	Pesticide	Ronnel (Fenchlorphos)	n/a	=	95	%	EPA 525.2	-88	-88	50	150	
2012/13-2	MO-CAM	matrix spike, rec	12/13/2012	Pesticide	Ronnel (Fenchlorphos)	n/a	=	111	%	EPA 525.2	-88	-88	50	150	

Appendix F
Laboratory QA/QC Analysis Results

Event ID	Site ID	QAQC Sample Type	Analysis Date	Classification	Constituent	Fraction	Sign	Result	Units	Method	MDL	RL	QA Limit		DQOComp
													Min	Max	
2012/13-2	MO-CAM	matrix spike, RPD	12/13/2012	Pesticide	Ronnel (Fenchlorphos)	n/a	=	15	%	EPA 525.2	-88	-88	0	25	
2012/13-2	MO-HUE	matrix spike	12/14/2012	Pesticide	Ronnel (Fenchlorphos)	n/a	=	0.0726	µg/L	EPA 525.2	0.0041	0.01			
2012/13-2	MO-HUE	matrix spike dup	12/14/2012	Pesticide	Ronnel (Fenchlorphos)	n/a	=	0.0684	µg/L	EPA 525.2	0.0041	0.01			
2012/13-2	MO-HUE	matrix spike dup, rec	12/14/2012	Pesticide	Ronnel (Fenchlorphos)	n/a	=	137	%	EPA 525.2	-88	-88	50	150	
2012/13-2	MO-HUE	matrix spike, rec	12/14/2012	Pesticide	Ronnel (Fenchlorphos)	n/a	=	145	%	EPA 525.2	-88	-88	50	150	
2012/13-2	MO-HUE	matrix spike, RPD	12/14/2012	Pesticide	Ronnel (Fenchlorphos)	n/a	=	6	%	EPA 525.2	-88	-88	0	25	
2012/13-2	Lab	method blank	12/3/2012	Pesticide	Simazine	n/a	<	0.015	µg/L	EPA 525.2	0.015	0.1			
2012/13-2	Lab	LCS	12/3/2012	Pesticide	Simazine	n/a	=	0.8	µg/L	EPA 525.2	0.015	0.1			
2012/13-2	Lab	LCS, rec	12/3/2012	Pesticide	Simazine	n/a	=	80	%	EPA 525.2	-88	-88	54	156	
2012/13-2	Lab	method blank	12/5/2012	Pesticide	Simazine	n/a	<	0.015	µg/L	EPA 525.2	0.015	0.1			
2012/13-2	Lab	LCS	12/5/2012	Pesticide	Simazine	n/a	=	0.84	µg/L	EPA 525.2	0.015	0.1			
2012/13-2	Lab	LCS, rec	12/5/2012	Pesticide	Simazine	n/a	=	84	%	EPA 525.2	-88	-88	54	156	
2012/13-2	ME-SCR	matrix spike	12/3/2012	Pesticide	Simazine	n/a	=	0.96	µg/L	EPA 525.2	0.015	0.1			
2012/13-2	ME-SCR	matrix spike, rec	12/3/2012	Pesticide	Simazine	n/a	=	96	%	EPA 525.2	-88	-88	53	152	
2012/13-2	ME-SCR	matrix spike dup	12/3/2012	Pesticide	Simazine	n/a	=	0.95	µg/L	EPA 525.2	0.015	0.1			
2012/13-2	ME-SCR	matrix spike dup, rec	12/3/2012	Pesticide	Simazine	n/a	=	95	%	EPA 525.2	-88	-88	53	152	
2012/13-2	ME-SCR	matrix spike, RPD	12/3/2012	Pesticide	Simazine	n/a	=	1	%	EPA 525.2	-88	-88	0	30	
2012/13-2	MO-OXN	matrix spike	12/5/2012	Pesticide	Simazine	n/a	=	0.84	µg/L	EPA 525.2	0.015	0.1			
2012/13-2	MO-OXN	matrix spike, rec	12/5/2012	Pesticide	Simazine	n/a	=	84	%	EPA 525.2	-88	-88	53	152	
2012/13-2	MO-OXN	matrix spike dup	12/5/2012	Pesticide	Simazine	n/a	=	0.74	µg/L	EPA 525.2	0.015	0.1			
2012/13-2	MO-OXN	matrix spike dup, rec	12/5/2012	Pesticide	Simazine	n/a	=	74	%	EPA 525.2	-88	-88	53	152	
2012/13-2	MO-OXN	matrix spike, RPD	12/5/2012	Pesticide	Simazine	n/a	=	13	%	EPA 525.2	-88	-88	0	30	
2012/13-2	Lab	LCS	12/13/2012	Pesticide	Stirophos (Tetrachlorvinphos)	n/a	=	0.0425	µg/L	EPA 525.2	0.0031	0.01			
2012/13-2	Lab	LCS, rec	12/13/2012	Pesticide	Stirophos (Tetrachlorvinphos)	n/a	=	85	%	EPA 525.2	-88	-88	50	150	
2012/13-2	Lab	method blank	12/13/2012	Pesticide	Stirophos (Tetrachlorvinphos)	n/a	<	0.0031	µg/L	EPA 525.2	0.0031	0.01			
2012/13-2	Lab	LCS	12/14/2012	Pesticide	Stirophos (Tetrachlorvinphos)	n/a	=	0.0666	µg/L	EPA 525.2	0.0031	0.01			
2012/13-2	Lab	LCS, rec	12/14/2012	Pesticide	Stirophos (Tetrachlorvinphos)	n/a	=	133	%	EPA 525.2	-88	-88	50	150	
2012/13-2	Lab	method blank	12/14/2012	Pesticide	Stirophos (Tetrachlorvinphos)	n/a	<	0.0031	µg/L	EPA 525.2	0.0031	0.01			
2012/13-2	MO-CAM	matrix spike	12/13/2012	Pesticide	Stirophos (Tetrachlorvinphos)	n/a	=	0.0451	µg/L	EPA 525.2	0.0031	0.01			
2012/13-2	MO-CAM	matrix spike dup	12/13/2012	Pesticide	Stirophos (Tetrachlorvinphos)	n/a	=	0.035	µg/L	EPA 525.2	0.0031	0.01			
2012/13-2	MO-CAM	matrix spike dup, rec	12/13/2012	Pesticide	Stirophos (Tetrachlorvinphos)	n/a	=	70	%	EPA 525.2	-88	-88	50	150	
2012/13-2	MO-CAM	matrix spike, rec	12/13/2012	Pesticide	Stirophos (Tetrachlorvinphos)	n/a	=	90	%	EPA 525.2	-88	-88	50	150	
2012/13-2	MO-CAM	matrix spike, RPD	12/13/2012	Pesticide	Stirophos (Tetrachlorvinphos)	n/a	=	25	%	EPA 525.2	-88	-88	0	25	
2012/13-2	MO-HUE	matrix spike	12/14/2012	Pesticide	Stirophos (Tetrachlorvinphos)	n/a	=	0.0801	µg/L	EPA 525.2	0.0031	0.01			GB
2012/13-2	MO-HUE	matrix spike dup	12/14/2012	Pesticide	Stirophos (Tetrachlorvinphos)	n/a	=	0.0666	µg/L	EPA 525.2	0.0031	0.01			
2012/13-2	MO-HUE	matrix spike dup, rec	12/14/2012	Pesticide	Stirophos (Tetrachlorvinphos)	n/a	=	133	%	EPA 525.2	-88	-88	50	150	
2012/13-2	MO-HUE	matrix spike, rec	12/14/2012	Pesticide	Stirophos (Tetrachlorvinphos)	n/a	=	160	%	EPA 525.2	-88	-88	50	150	GB
2012/13-2	MO-HUE	matrix spike, RPD	12/14/2012	Pesticide	Stirophos (Tetrachlorvinphos)	n/a	=	18	%	EPA 525.2	-88	-88	0	25	
2012/13-2	Lab	method blank	12/3/2012	Pesticide	Terbacil	n/a	<	0.55	µg/L	EPA 525.2	0.55	2			
2012/13-2	Lab	LCS	12/3/2012	Pesticide	Terbacil	n/a	DNQ	1.08	µg/L	EPA 525.2	0.55	2			DRM
2012/13-2	Lab	LCS, rec	12/3/2012	Pesticide	Terbacil	n/a	=	108	%	EPA 525.2	-88	-88	66	140	DRM
2012/13-2	Lab	method blank	12/5/2012	Pesticide	Terbacil	n/a	<	0.55	µg/L	EPA 525.2	0.55	2			
2012/13-2	Lab	LCS	12/5/2012	Pesticide	Terbacil	n/a	DNQ	1.13	µg/L	EPA 525.2	0.55	2			DRM
2012/13-2	Lab	LCS, rec	12/5/2012	Pesticide	Terbacil	n/a	=	113	%	EPA 525.2	-88	-88	66	140	DRM
2012/13-2	ME-SCR	matrix spike	12/3/2012	Pesticide	Terbacil	n/a	DNQ	1.29	µg/L	EPA 525.2	0.55	2			DRM
2012/13-2	ME-SCR	matrix spike, rec	12/3/2012	Pesticide	Terbacil	n/a	=	129	%	EPA 525.2	-88	-88	56	159	DRM
2012/13-2	ME-SCR	matrix spike dup	12/3/2012	Pesticide	Terbacil	n/a	DNQ	1.34	µg/L	EPA 525.2	0.55	2			DRM

Appendix F
Laboratory QA/QC Analysis Results

Event ID	Site ID	QAQC Sample Type	Analysis Date	Classification	Constituent	Fraction	Sign	Result	Units	Method	MDL	RL	QA Limit		DQOComp
													Min	Max	
2012/13-2	ME-SCR	matrix spike dup, rec	12/3/2012	Pesticide	Terbacil	n/a	=	134	%	EPA 525.2	-88	-88	56	159	DRM
2012/13-2	ME-SCR	matrix spike, RPD	12/3/2012	Pesticide	Terbacil	n/a	=	4	%	EPA 525.2	-88	-88	0	30	DRM
2012/13-2	MO-OXN	matrix spike	12/5/2012	Pesticide	Terbacil	n/a	DNQ	1.54	µg/L	EPA 525.2	0.55	2			DRM
2012/13-2	MO-OXN	matrix spike, rec	12/5/2012	Pesticide	Terbacil	n/a	=	154	%	EPA 525.2	-88	-88	56	159	DRM
2012/13-2	MO-OXN	matrix spike dup	12/5/2012	Pesticide	Terbacil	n/a	DNQ	1.39	µg/L	EPA 525.2	0.55	2			DRM
2012/13-2	MO-OXN	matrix spike dup, rec	12/5/2012	Pesticide	Terbacil	n/a	=	139	%	EPA 525.2	-88	-88	56	159	DRM
2012/13-2	MO-OXN	matrix spike, RPD	12/5/2012	Pesticide	Terbacil	n/a	=	10	%	EPA 525.2	-88	-88	0	30	DRM
2012/13-2	Lab	method blank	12/3/2012	Pesticide	Thiobencarb	n/a	<	0.025	µg/L	EPA 525.2	0.025	0.2			
2012/13-2	Lab	LCS	12/3/2012	Pesticide	Thiobencarb	n/a	=	1.09	µg/L	EPA 525.2	0.025	0.2			
2012/13-2	Lab	LCS, rec	12/3/2012	Pesticide	Thiobencarb	n/a	=	109	%	EPA 525.2	-88	-88	57	162	
2012/13-2	Lab	method blank	12/5/2012	Pesticide	Thiobencarb	n/a	<	0.025	µg/L	EPA 525.2	0.025	0.2			
2012/13-2	Lab	LCS	12/5/2012	Pesticide	Thiobencarb	n/a	=	1.03	µg/L	EPA 525.2	0.025	0.2			
2012/13-2	Lab	LCS, rec	12/5/2012	Pesticide	Thiobencarb	n/a	=	103	%	EPA 525.2	-88	-88	57	162	
2012/13-2	ME-SCR	matrix spike	12/3/2012	Pesticide	Thiobencarb	n/a	=	1.25	µg/L	EPA 525.2	0.025	0.2			
2012/13-2	ME-SCR	matrix spike, rec	12/3/2012	Pesticide	Thiobencarb	n/a	=	125	%	EPA 525.2	-88	-88	71	160	
2012/13-2	ME-SCR	matrix spike dup	12/3/2012	Pesticide	Thiobencarb	n/a	=	1.08	µg/L	EPA 525.2	0.025	0.2			
2012/13-2	ME-SCR	matrix spike dup, rec	12/3/2012	Pesticide	Thiobencarb	n/a	=	108	%	EPA 525.2	-88	-88	71	160	
2012/13-2	ME-SCR	matrix spike, RPD	12/3/2012	Pesticide	Thiobencarb	n/a	=	15	%	EPA 525.2	-88	-88	0	30	
2012/13-2	MO-OXN	matrix spike	12/5/2012	Pesticide	Thiobencarb	n/a	=	1.3	µg/L	EPA 525.2	0.025	0.2			
2012/13-2	MO-OXN	matrix spike, rec	12/5/2012	Pesticide	Thiobencarb	n/a	=	130	%	EPA 525.2	-88	-88	71	160	
2012/13-2	MO-OXN	matrix spike dup	12/5/2012	Pesticide	Thiobencarb	n/a	=	1.11	µg/L	EPA 525.2	0.025	0.2			
2012/13-2	MO-OXN	matrix spike dup, rec	12/5/2012	Pesticide	Thiobencarb	n/a	=	111	%	EPA 525.2	-88	-88	71	160	
2012/13-2	MO-OXN	matrix spike, RPD	12/5/2012	Pesticide	Thiobencarb	n/a	=	16	%	EPA 525.2	-88	-88	0	30	
2012/13-2	Lab	LCS	12/13/2012	Pesticide	Tokuthion	n/a	=	0.0574	µg/L	EPA 525.2	0.0078	0.01			
2012/13-2	Lab	LCS, rec	12/13/2012	Pesticide	Tokuthion	n/a	=	115	%	EPA 525.2	-88	-88	50	150	
2012/13-2	Lab	method blank	12/13/2012	Pesticide	Tokuthion	n/a	<	0.0078	µg/L	EPA 525.2	0.0078	0.01			
2012/13-2	Lab	LCS	12/14/2012	Pesticide	Tokuthion	n/a	=	0.0744	µg/L	EPA 525.2	0.0078	0.01			
2012/13-2	Lab	LCS, rec	12/14/2012	Pesticide	Tokuthion	n/a	=	149	%	EPA 525.2	-88	-88	50	150	
2012/13-2	Lab	method blank	12/14/2012	Pesticide	Tokuthion	n/a	<	0.0078	µg/L	EPA 525.2	0.0078	0.01			
2012/13-2	MO-CAM	matrix spike	12/13/2012	Pesticide	Tokuthion	n/a	=	0.073	µg/L	EPA 525.2	0.0078	0.01			
2012/13-2	MO-CAM	matrix spike dup	12/13/2012	Pesticide	Tokuthion	n/a	=	0.0695	µg/L	EPA 525.2	0.0078	0.01			
2012/13-2	MO-CAM	matrix spike dup, rec	12/13/2012	Pesticide	Tokuthion	n/a	=	139	%	EPA 525.2	-88	-88	50	150	
2012/13-2	MO-CAM	matrix spike, rec	12/13/2012	Pesticide	Tokuthion	n/a	=	146	%	EPA 525.2	-88	-88	50	150	
2012/13-2	MO-CAM	matrix spike, RPD	12/13/2012	Pesticide	Tokuthion	n/a	=	5	%	EPA 525.2	-88	-88	0	25	
2012/13-2	MO-HUE	matrix spike	12/14/2012	Pesticide	Tokuthion	n/a	=	0.076	µg/L	EPA 525.2	0.0078	0.01			GB
2012/13-2	MO-HUE	matrix spike dup	12/14/2012	Pesticide	Tokuthion	n/a	=	0.0744	µg/L	EPA 525.2	0.0078	0.01			
2012/13-2	MO-HUE	matrix spike dup, rec	12/14/2012	Pesticide	Tokuthion	n/a	=	149	%	EPA 525.2	-88	-88	50	150	
2012/13-2	MO-HUE	matrix spike, rec	12/14/2012	Pesticide	Tokuthion	n/a	=	152	%	EPA 525.2	-88	-88	50	150	GB
2012/13-2	MO-HUE	matrix spike, RPD	12/14/2012	Pesticide	Tokuthion	n/a	=	2	%	EPA 525.2	-88	-88	0	25	GB
2012/13-2	Lab	method blank	11/27/2012	Pesticide	Toxaphene	n/a	<	0.12	µg/L	EPA 608	0.12	0.5			
2012/13-2	Lab	LCS	12/13/2012	Pesticide	Trichloronate	n/a	=	0.0531	µg/L	EPA 525.2	0.0067	0.01			
2012/13-2	Lab	LCS, rec	12/13/2012	Pesticide	Trichloronate	n/a	=	106	%	EPA 525.2	-88	-88	50	150	
2012/13-2	Lab	method blank	12/13/2012	Pesticide	Trichloronate	n/a	<	0.0067	µg/L	EPA 525.2	0.0067	0.01			
2012/13-2	Lab	LCS	12/14/2012	Pesticide	Trichloronate	n/a	=	0.0566	µg/L	EPA 525.2	0.0067	0.01			
2012/13-2	Lab	LCS, rec	12/14/2012	Pesticide	Trichloronate	n/a	=	113	%	EPA 525.2	-88	-88	50	150	
2012/13-2	Lab	method blank	12/14/2012	Pesticide	Trichloronate	n/a	<	0.0067	µg/L	EPA 525.2	0.0067	0.01			
2012/13-2	MO-CAM	matrix spike	12/13/2012	Pesticide	Trichloronate	n/a	=	0.0554	µg/L	EPA 525.2	0.0067	0.01			

Appendix F
Laboratory QA/QC Analysis Results

Event ID	Site ID	QAQC Sample Type	Analysis Date	Classification	Constituent	Fraction	Sign	Result	Units	Method	MDL	RL	QA Limit		DQOComp
													Min	Max	
2012/13-2	MO-CAM	matrix spike dup	12/13/2012	Pesticide	Trichloronate	n/a	=	0.0533	µg/L	EPA 525.2	0.0067	0.01			
2012/13-2	MO-CAM	matrix spike dup, rec	12/13/2012	Pesticide	Trichloronate	n/a	=	107	%	EPA 525.2	-88	-88	50	150	
2012/13-2	MO-CAM	matrix spike, rec	12/13/2012	Pesticide	Trichloronate	n/a	=	111	%	EPA 525.2	-88	-88	50	150	
2012/13-2	MO-CAM	matrix spike, RPD	12/13/2012	Pesticide	Trichloronate	n/a	=	4	%	EPA 525.2	-88	-88	0	25	
2012/13-2	MO-HUE	matrix spike	12/14/2012	Pesticide	Trichloronate	n/a	=	0.0589	µg/L	EPA 525.2	0.0067	0.01			
2012/13-2	MO-HUE	matrix spike dup	12/14/2012	Pesticide	Trichloronate	n/a	=	0.0566	µg/L	EPA 525.2	0.0067	0.01			
2012/13-2	MO-HUE	matrix spike dup, rec	12/14/2012	Pesticide	Trichloronate	n/a	=	113	%	EPA 525.2	-88	-88	50	150	
2012/13-2	MO-HUE	matrix spike, rec	12/14/2012	Pesticide	Trichloronate	n/a	=	118	%	EPA 525.2	-88	-88	50	150	
2012/13-2	MO-HUE	matrix spike, RPD	12/14/2012	Pesticide	Trichloronate	n/a	=	4	%	EPA 525.2	-88	-88	0	25	
2012/13-2	Lab	method blank	12/3/2012	Pesticide	Trithion	n/a	<	0.012	µg/L	EPA 525.2	0.012	0.1			
2012/13-2	Lab	LCS	12/3/2012	Pesticide	Trithion	n/a	=	0.85	µg/L	EPA 525.2	0.012	0.1			
2012/13-2	Lab	LCS, rec	12/3/2012	Pesticide	Trithion	n/a	=	85	%	EPA 525.2	-88	-88	62	149	
2012/13-2	Lab	method blank	12/5/2012	Pesticide	Trithion	n/a	<	0.012	µg/L	EPA 525.2	0.012	0.1			
2012/13-2	Lab	LCS	12/5/2012	Pesticide	Trithion	n/a	=	0.87	µg/L	EPA 525.2	0.012	0.1			
2012/13-2	Lab	LCS, rec	12/5/2012	Pesticide	Trithion	n/a	=	87	%	EPA 525.2	-88	-88	62	149	
2012/13-2	ME-SCR	matrix spike	12/3/2012	Pesticide	Trithion	n/a	=	1	µg/L	EPA 525.2	0.012	0.1			
2012/13-2	ME-SCR	matrix spike, rec	12/3/2012	Pesticide	Trithion	n/a	=	100	%	EPA 525.2	-88	-88	86	144	
2012/13-2	ME-SCR	matrix spike dup	12/3/2012	Pesticide	Trithion	n/a	=	1.08	µg/L	EPA 525.2	0.012	0.1			
2012/13-2	ME-SCR	matrix spike dup, rec	12/3/2012	Pesticide	Trithion	n/a	=	108	%	EPA 525.2	-88	-88	86	144	
2012/13-2	ME-SCR	matrix spike, RPD	12/3/2012	Pesticide	Trithion	n/a	=	8	%	EPA 525.2	-88	-88	0	30	
2012/13-2	MO-OXN	matrix spike	12/5/2012	Pesticide	Trithion	n/a	=	1.25	µg/L	EPA 525.2	0.012	0.1			
2012/13-2	MO-OXN	matrix spike, rec	12/5/2012	Pesticide	Trithion	n/a	=	125	%	EPA 525.2	-88	-88	86	144	
2012/13-2	MO-OXN	matrix spike dup	12/5/2012	Pesticide	Trithion	n/a	=	1.15	µg/L	EPA 525.2	0.012	0.1			
2012/13-2	MO-OXN	matrix spike dup, rec	12/5/2012	Pesticide	Trithion	n/a	=	115	%	EPA 525.2	-88	-88	86	144	
2012/13-2	MO-OXN	matrix spike, RPD	12/5/2012	Pesticide	Trithion	n/a	=	8	%	EPA 525.2	-88	-88	0	30	
2012/13-3	000NONPJ	matrix spike	2/28/2013	Anion	Chloride	n/a	=	100	mg/L	EPA 300.0	0.5	2.5			QAX,D
2012/13-3	000NONPJ	matrix spike, rec	2/28/2013	Anion	Chloride	n/a	=	94	%	EPA 300.0	-88	-88	72	118	QAX,D
2012/13-3	000NONPJ	matrix spike dup	2/28/2013	Anion	Chloride	n/a	=	99.9	mg/L	EPA 300.0	0.5	2.5			QAX,D
2012/13-3	000NONPJ	matrix spike dup, rec	2/28/2013	Anion	Chloride	n/a	=	92	%	EPA 300.0	-88	-88	72	118	QAX,D
2012/13-3	000NONPJ	matrix spike, RPD	2/28/2013	Anion	Chloride	n/a	=	0.5	%	EPA 300.0	-88	-88	0	20	QAX,D
2012/13-3	Lab	method blank	2/27/2013	Anion	Chloride	n/a	<	0.1	mg/L	EPA 300.0	0.1	0.5			
2012/13-3	Lab	LCS	2/27/2013	Anion	Chloride	n/a	=	3.77	mg/L	EPA 300.0	0.1	0.5			
2012/13-3	Lab	LCS, rec	2/27/2013	Anion	Chloride	n/a	=	94	%	EPA 300.0	-88	-88	90	110	
2012/13-3	ME-SCR	matrix spike	2/28/2013	Anion	Chloride	n/a	=	109	mg/L	EPA 300.0	1	5			D
2012/13-3	ME-SCR	matrix spike, rec	2/28/2013	Anion	Chloride	n/a	=	99	%	EPA 300.0	-88	-88	72	118	D
2012/13-3	ME-SCR	matrix spike dup	2/28/2013	Anion	Chloride	n/a	=	110	mg/L	EPA 300.0	1	5			D
2012/13-3	ME-SCR	matrix spike dup, rec	2/28/2013	Anion	Chloride	n/a	=	100	%	EPA 300.0	-88	-88	72	118	D
2012/13-3	ME-SCR	matrix spike, RPD	2/28/2013	Anion	Chloride	n/a	=	0.2	%	EPA 300.0	-88	-88	0	20	D
2012/13-3	000NONPJ	matrix spike	2/28/2013	Anion	Fluoride	n/a	=	10.2	mg/L	EPA 300.0	0.1	0.5			QAX,D
2012/13-3	000NONPJ	matrix spike, rec	2/28/2013	Anion	Fluoride	n/a	=	99	%	EPA 300.0	-88	-88	79	109	QAX,D
2012/13-3	000NONPJ	matrix spike dup	2/28/2013	Anion	Fluoride	n/a	=	10.1	mg/L	EPA 300.0	0.1	0.5			QAX,D
2012/13-3	000NONPJ	matrix spike dup, rec	2/28/2013	Anion	Fluoride	n/a	=	99	%	EPA 300.0	-88	-88	79	109	QAX,D
2012/13-3	000NONPJ	matrix spike, RPD	2/28/2013	Anion	Fluoride	n/a	=	0.7	%	EPA 300.0	-88	-88	0	20	QAX,D
2012/13-3	Lab	method blank	2/27/2013	Anion	Fluoride	n/a	<	0.02	mg/L	EPA 300.0	0.02	0.1			
2012/13-3	Lab	LCS	2/27/2013	Anion	Fluoride	n/a	=	1.98	mg/L	EPA 300.0	0.02	0.1			
2012/13-3	Lab	LCS, rec	2/27/2013	Anion	Fluoride	n/a	=	99	%	EPA 300.0	-88	-88	90	110	
2012/13-3	ME-SCR	matrix spike	2/28/2013	Anion	Fluoride	n/a	=	20.5	mg/L	EPA 300.0	0.2	1			D

Appendix F
Laboratory QA/QC Analysis Results

Event ID	Site ID	QAQC Sample Type	Analysis Date	Classification	Constituent	Fraction	Sign	Result	Units	Method	MDL	RL	QA Limit		DQOComp
													Min	Max	
2012/13-3	ME-SCR	matrix spike, rec	2/28/2013	Anion	Fluoride	n/a	=	99	%	EPA 300.0	-88	-88	79	109	D
2012/13-3	ME-SCR	matrix spike dup	2/28/2013	Anion	Fluoride	n/a	=	20.8	mg/L	EPA 300.0	0.2	1			D
2012/13-3	ME-SCR	matrix spike dup, rec	2/28/2013	Anion	Fluoride	n/a	=	100	%	EPA 300.0	-88	-88	79	109	D
2012/13-3	ME-SCR	matrix spike, RPD	2/28/2013	Anion	Fluoride	n/a	=	1	%	EPA 300.0	-88	-88	0	20	D
2012/13-3	000NONPJ	matrix spike	3/1/2013	Anion	Perchlorate	n/a	=	10.5	µg/L	EPA 314.0	0.95	2			QAX
2012/13-3	000NONPJ	matrix spike dup	3/1/2013	Anion	Perchlorate	n/a	=	9.46	µg/L	EPA 314.0	0.95	2			QAX
2012/13-3	000NONPJ	matrix spike dup, rec	3/1/2013	Anion	Perchlorate	n/a	=	95	%	EPA 314.0	-88	-88	80	120	QAX
2012/13-3	000NONPJ	matrix spike, rec	3/1/2013	Anion	Perchlorate	n/a	=	105	%	EPA 314.0	-88	-88	80	120	QAX
2012/13-3	000NONPJ	matrix spike, RPD	3/1/2013	Anion	Perchlorate	n/a	=	10	%	EPA 314.0	-88	-88	0	15	QAX
2012/13-3	Lab	LCS	3/1/2013	Anion	Perchlorate	n/a	=	10.1	µg/L	EPA 314.0	0.95	2			
2012/13-3	Lab	LCS, rec	3/1/2013	Anion	Perchlorate	n/a	=	101	%	EPA 314.0	-88	-88	85	115	
2012/13-3	Lab	method blank	3/1/2013	Anion	Perchlorate	n/a	<	0.95	µg/L	EPA 314.0	0.95	2			
2012/13-3	Lab	LCS	3/1/2013	Anion	Perchlorate	n/a	=	11.3	µg/L	EPA 314.0	0.95	2			
2012/13-3	Lab	LCS, rec	3/1/2013	Anion	Perchlorate	n/a	=	113	%	EPA 314.0	-88	-88	85	115	
2012/13-3	Lab	method blank	3/1/2013	Anion	Perchlorate	n/a	<	0.95	µg/L	EPA 314.0	0.95	2			
2012/13-3	ME-SCR	matrix spike	3/1/2013	Anion	Perchlorate	n/a	=	8.96	µg/L	EPA 314.0	0.95	2			
2012/13-3	ME-SCR	matrix spike dup	3/1/2013	Anion	Perchlorate	n/a	=	9.48	µg/L	EPA 314.0	0.95	2			
2012/13-3	ME-SCR	matrix spike dup, rec	3/1/2013	Anion	Perchlorate	n/a	=	95	%	EPA 314.0	-88	-88	80	120	
2012/13-3	ME-SCR	matrix spike, rec	3/1/2013	Anion	Perchlorate	n/a	=	90	%	EPA 314.0	-88	-88	80	120	
2012/13-3	ME-SCR	matrix spike, RPD	3/1/2013	Anion	Perchlorate	n/a	=	6	%	EPA 314.0	-88	-88	0	15	
2012/13-3	MO-VEN	field blank	2/20/2013	Bacteriological	E. Coli	n/a	<	10	MPN/100 mL	MMO-MUG	10	10	-88	10	
2012/13-3	MO-VEN	field blank	2/21/2013	Bacteriological	Fecal Coliform	n/a	<	2	MPN/100 mL	SM 9221 E	2	2	-88	2	
2012/13-3	MO-VEN	field blank	2/20/2013	Bacteriological	Total Coliform	n/a	<	10	MPN/100 mL	MMO-MUG	10	10	-88	10	
2012/13-3	Lab	method blank	2/25/2013	Cation	Calcium	Total	<	0.0156	mg/L	EPA 200.7	0.0156	0.1			
2012/13-3	Lab	LCS	2/25/2013	Cation	Calcium	Total	=	46.9	mg/L	EPA 200.7	0.0156	0.1			
2012/13-3	Lab	LCS, rec	2/25/2013	Cation	Calcium	Total	=	93	%	EPA 200.7	-88	-88	85	115	
2012/13-3	ME-SCR	matrix spike	2/25/2013	Cation	Calcium	Total	=	251	mg/L	EPA 200.7	0.0156	0.1			
2012/13-3	ME-SCR	matrix spike, rec	2/25/2013	Cation	Calcium	Total	=	77	%	EPA 200.7	-88	-88	70	130	
2012/13-3	ME-SCR	matrix spike dup	2/25/2013	Cation	Calcium	Total	=	264	mg/L	EPA 200.7	0.0156	0.1			
2012/13-3	ME-SCR	matrix spike dup, rec	2/25/2013	Cation	Calcium	Total	=	91	%	EPA 200.7	-88	-88	70	130	
2012/13-3	ME-SCR	matrix spike, RPD	2/25/2013	Cation	Calcium	Total	=	5	%	EPA 200.7	-88	-88	0	30	
2012/13-3	MO-VEN	matrix spike	2/28/2013	Cation	Calcium	Total	=	84	mg/L	EPA 200.7	0.0156	0.1			
2012/13-3	MO-VEN	matrix spike, rec	2/28/2013	Cation	Calcium	Total	=	102	%	EPA 200.7	-88	-88	70	130	
2012/13-3	MO-VEN	matrix spike dup	2/28/2013	Cation	Calcium	Total	=	83.1	mg/L	EPA 200.7	0.0156	0.1			
2012/13-3	MO-VEN	matrix spike dup, rec	2/28/2013	Cation	Calcium	Total	=	100	%	EPA 200.7	-88	-88	70	130	
2012/13-3	MO-VEN	matrix spike, RPD	2/28/2013	Cation	Calcium	Total	=	1	%	EPA 200.7	-88	-88	0	30	
2012/13-3	Lab	method blank	2/25/2013	Cation	Magnesium	Total	<	0.0121	mg/L	EPA 200.7	0.0121	0.1			
2012/13-3	Lab	LCS	2/25/2013	Cation	Magnesium	Total	=	45.9	mg/L	EPA 200.7	0.0121	0.1			
2012/13-3	Lab	LCS, rec	2/25/2013	Cation	Magnesium	Total	=	91	%	EPA 200.7	-88	-88	85	115	
2012/13-3	ME-SCR	matrix spike	2/25/2013	Cation	Magnesium	Total	=	149	mg/L	EPA 200.7	0.0121	0.1			
2012/13-3	ME-SCR	matrix spike, rec	2/25/2013	Cation	Magnesium	Total	=	83	%	EPA 200.7	-88	-88	70	130	
2012/13-3	ME-SCR	matrix spike dup	2/25/2013	Cation	Magnesium	Total	=	157	mg/L	EPA 200.7	0.0121	0.1			
2012/13-3	ME-SCR	matrix spike dup, rec	2/25/2013	Cation	Magnesium	Total	=	92	%	EPA 200.7	-88	-88	70	130	
2012/13-3	ME-SCR	matrix spike, RPD	2/25/2013	Cation	Magnesium	Total	=	5	%	EPA 200.7	-88	-88	0	30	
2012/13-3	MO-VEN	matrix spike	2/28/2013	Cation	Magnesium	Total	=	59.5	mg/L	EPA 200.7	0.0121	0.1			
2012/13-3	MO-VEN	matrix spike, rec	2/28/2013	Cation	Magnesium	Total	=	103	%	EPA 200.7	-88	-88	70	130	
2012/13-3	MO-VEN	matrix spike dup	2/28/2013	Cation	Magnesium	Total	=	58.7	mg/L	EPA 200.7	0.0121	0.1			

Appendix F
Laboratory QA/QC Analysis Results

Event ID	Site ID	QAQC Sample Type	Analysis Date	Classification	Constituent	Fraction	Sign	Result	Units	Method	MDL	RL	QA Limit		DQOComp
													Min	Max	
2012/13-3	MO-VEN	matrix spike dup, rec	2/28/2013	Cation	Magnesium	Total	=	101	%	EPA 200.7	-88	-88	70	130	
2012/13-3	MO-VEN	matrix spike, RPD	2/28/2013	Cation	Magnesium	Total	=	1	%	EPA 200.7	-88	-88	0	30	
2012/13-3	Lab	LCS	2/25/2013	Conventional	Alkalinity as CaCO3	n/a	=	255	mg/L	SM 2320 B	0.56	2			
2012/13-3	Lab	LCS, rec	2/25/2013	Conventional	Alkalinity as CaCO3	n/a	=	102	%	SM 2320 B	-88	-88			
2012/13-3	Lab	method blank	2/25/2013	Conventional	Alkalinity as CaCO3	n/a	DNQ	1.44	mg/L	SM 2320 B	0.56	2			IP
2012/13-3	ME-SCR	lab duplicate	2/25/2013	Conventional	Alkalinity as CaCO3	n/a	=	222	mg/L	SM 2320 B	0.56	2		15	
2012/13-3	ME-SCR	lab duplicate, RPD	2/25/2013	Conventional	Alkalinity as CaCO3	n/a	=	0.9	%	SM 2320 B	0.56	2		15	
2012/13-3	Lab	LCS	2/26/2013	Conventional	BOD	n/a	=	174	mg/L	SM 5210 B	0.1	2			
2012/13-3	Lab	LCS, rec	2/26/2013	Conventional	BOD	n/a	=	88	%	SM 5210 B	-88	-88	85	115	
2012/13-3	Lab	LCS	2/27/2013	Conventional	BOD	n/a	=	176	mg/L	SM 5210 B	0.1	2			
2012/13-3	Lab	LCS, rec	2/27/2013	Conventional	BOD	n/a	=	89	%	SM 5210 B	-88	-88	85	115	
2012/13-3	ME-SCR	lab duplicate	2/27/2013	Conventional	BOD	n/a	DNQ	0.744	mg/L	SM 5210 B	0.1	2		20	
2012/13-3	ME-SCR	lab duplicate, RPD	2/27/2013	Conventional	BOD	n/a	DNQ	14	%	SM 5210 B	0.1	2		20	
2012/13-3	000NONPJ	lab duplicate	3/2/2013	Conventional	COD	n/a	=	5100	mg/L	EPA 410.4	5.8	40		15	QAX,D
2012/13-3	000NONPJ	lab duplicate, RPD	3/2/2013	Conventional	COD	n/a	=	1	%	EPA 410.4	5.8	40		15	QAX,D
2012/13-3	000NONPJ	matrix spike	3/2/2013	Conventional	COD	n/a	=	5070	mg/L	EPA 410.4	2.9	20			QAX,D
2012/13-3	000NONPJ	matrix spike dup	3/2/2013	Conventional	COD	n/a	=	5110	mg/L	EPA 410.4	2.9	20			QAX,D
2012/13-3	000NONPJ	matrix spike dup, rec	3/2/2013	Conventional	COD	n/a	=	94	%	EPA 410.4	-88	-88	90	110	QAX,D
2012/13-3	000NONPJ	matrix spike, rec	3/2/2013	Conventional	COD	n/a	=	92	%	EPA 410.4	-88	-88	90	110	QAX,D
2012/13-3	000NONPJ	matrix spike, RPD	3/2/2013	Conventional	COD	n/a	=	0.8	%	EPA 410.4	-88	-88	0	15	QAX,D
2012/13-3	Lab	LCS	3/2/2013	Conventional	COD	n/a	=	102	mg/L	EPA 410.4	0.73	5			
2012/13-3	Lab	LCS, rec	3/2/2013	Conventional	COD	n/a	=	102	%	EPA 410.4	-88	-88	90	110	
2012/13-3	Lab	method blank	3/2/2013	Conventional	COD	n/a	<	0.73	mg/L	EPA 410.4	0.73	5			
2012/13-3	ME-SCR	matrix spike	3/2/2013	Conventional	COD	n/a	=	205	mg/L	EPA 410.4	1.5	10			D
2012/13-3	ME-SCR	matrix spike dup	3/2/2013	Conventional	COD	n/a	=	204	mg/L	EPA 410.4	1.5	10			D
2012/13-3	ME-SCR	matrix spike dup, rec	3/2/2013	Conventional	COD	n/a	=	94	%	EPA 410.4	-88	-88	90	110	D
2012/13-3	ME-SCR	matrix spike, rec	3/2/2013	Conventional	COD	n/a	=	94	%	EPA 410.4	-88	-88	90	110	D
2012/13-3	ME-SCR	matrix spike, RPD	3/2/2013	Conventional	COD	n/a	=	0.1	%	EPA 410.4	-88	-88	0	15	D
2012/13-3	000NONPJ	matrix spike	3/2/2013	Conventional	Cyanide	Total	=	0.0317	mg/L	EPA 335.4	0.0027	0.005			GB,QAX
2012/13-3	000NONPJ	matrix spike, rec	3/2/2013	Conventional	Cyanide	Total	=	35	%	EPA 335.4	-88	-88	90	110	GB,QAX
2012/13-3	000NONPJ	matrix spike dup	3/2/2013	Conventional	Cyanide	Total	=	0.0328	mg/L	EPA 335.4	0.0027	0.005			GB,QAX
2012/13-3	000NONPJ	matrix spike dup, rec	3/2/2013	Conventional	Cyanide	Total	=	36	%	EPA 335.4	-88	-88	90	110	GB,QAX
2012/13-3	000NONPJ	matrix spike, RPD	3/2/2013	Conventional	Cyanide	Total	=	3	%	EPA 335.4	-88	-88	0	20	GB,QAX
2012/13-3	000NONPJ	matrix spike	3/2/2013	Conventional	Cyanide	Total	=	0.0317	mg/L	EPA 335.4	0.0027	0.005			GB,QAX
2012/13-3	000NONPJ	matrix spike, rec	3/2/2013	Conventional	Cyanide	Total	=	35	%	EPA 335.4	-88	-88	90	110	GB,QAX
2012/13-3	000NONPJ	matrix spike dup	3/2/2013	Conventional	Cyanide	Total	=	0.0203	mg/L	EPA 335.4	0.0027	0.005			GB,QAX
2012/13-3	000NONPJ	matrix spike dup, rec	3/2/2013	Conventional	Cyanide	Total	=	23	%	EPA 335.4	-88	-88	90	110	GB,QAX
2012/13-3	000NONPJ	matrix spike, RPD	3/2/2013	Conventional	Cyanide	Total	=	44	%	EPA 335.4	-88	-88	0	20	GB,IL,QAX
2012/13-3	000NONPJ	matrix spike	3/8/2013	Conventional	Cyanide	Total	=	0.086	mg/L	EPA 335.4	0.0027	0.005			QAX
2012/13-3	000NONPJ	matrix spike dup	3/8/2013	Conventional	Cyanide	Total	=	0.087	mg/L	EPA 335.4	0.0027	0.005			QAX
2012/13-3	000NONPJ	matrix spike dup, rec	3/8/2013	Conventional	Cyanide	Total	=	96	%	EPA 335.4	-88	-88	90	110	QAX
2012/13-3	000NONPJ	matrix spike, rec	3/8/2013	Conventional	Cyanide	Total	=	95	%	EPA 335.4	-88	-88	90	110	QAX
2012/13-3	000NONPJ	matrix spike, RPD	3/8/2013	Conventional	Cyanide	Total	=	1	%	EPA 335.4	-88	-88	0	20	QAX
2012/13-3	Lab	method blank	3/2/2013	Conventional	Cyanide	Total	<	0.0027	mg/L	EPA 335.4	0.0027	0.005			
2012/13-3	Lab	LCS	3/2/2013	Conventional	Cyanide	Total	=	0.0476	mg/L	EPA 335.4	0.0027	0.005			
2012/13-3	Lab	LCS, rec	3/2/2013	Conventional	Cyanide	Total	=	106	%	EPA 335.4	-88	-88	90	110	
2012/13-3	Lab	method blank	3/8/2013	Conventional	Cyanide	Total	<	0.0027	mg/L	EPA 335.4	0.0027	0.005			

Appendix F
Laboratory QA/QC Analysis Results

Event ID	Site ID	QAQC Sample Type	Analysis Date	Classification	Constituent	Fraction	Sign	Result	Units	Method	MDL	RL	QA Limit		DQOComp
													Min	Max	
2012/13-3	Lab	LCS	3/8/2013	Conventional	Cyanide	Total	=	0.0424	mg/L	EPA 335.4	0.0027	0.005			
2012/13-3	Lab	LCS, rec	3/8/2013	Conventional	Cyanide	Total	=	94	%	EPA 335.4	-88	-88	90	110	
2012/13-3	MO-VEN	field blank	3/8/2013	Conventional	Cyanide	Total	<	0.0027	mg/L	EPA 335.4	0.0027	0.005			
2012/13-3	MO-VEN	matrix spike	3/8/2013	Conventional	Cyanide	Total	=	0.0844	mg/L	EPA 335.4	0.0027	0.005			
2012/13-3	MO-VEN	matrix spike, rec	3/8/2013	Conventional	Cyanide	Total	=	94	%	EPA 335.4	-88	-88	90	110	
2012/13-3	MO-VEN	matrix spike dup	3/8/2013	Conventional	Cyanide	Total	=	0.0877	mg/L	EPA 335.4	0.0027	0.005			
2012/13-3	MO-VEN	matrix spike dup, rec	3/8/2013	Conventional	Cyanide	Total	=	97	%	EPA 335.4	-88	-88	90	110	
2012/13-3	MO-VEN	matrix spike, RPD	3/8/2013	Conventional	Cyanide	Total	=	4	%	EPA 335.4	-88	-88	0	20	
2012/13-3	Lab	LCS	2/21/2013	Conventional	MBAS	n/a	=	0.185	mg/L	SM 5540 C	0.019	0.05			
2012/13-3	Lab	LCS, rec	2/21/2013	Conventional	MBAS	n/a	=	93	%	SM 5540 C	-88	-88	79	113	
2012/13-3	Lab	method blank	2/21/2013	Conventional	MBAS	n/a	<	0.019	mg/L	SM 5540 C	0.019	0.05			
2012/13-3	ME-SCR	matrix spike	2/21/2013	Conventional	MBAS	n/a	=	0.2	mg/L	SM 5540 C	0.019	0.05			
2012/13-3	ME-SCR	matrix spike dup	2/21/2013	Conventional	MBAS	n/a	=	0.217	mg/L	SM 5540 C	0.019	0.05			
2012/13-3	ME-SCR	matrix spike dup, rec	2/21/2013	Conventional	MBAS	n/a	=	109	%	SM 5540 C	-88	-88	77	118	
2012/13-3	ME-SCR	matrix spike, rec	2/21/2013	Conventional	MBAS	n/a	=	100	%	SM 5540 C	-88	-88	77	118	
2012/13-3	ME-SCR	matrix spike, RPD	2/21/2013	Conventional	MBAS	n/a	=	8	%	SM 5540 C	-88	-88	0	20	
2012/13-3	000NONPJ	matrix spike	3/4/2013	Conventional	Phenolics	n/a	=	0.297	mg/L	EPA 420.4	0.0042	0.01			QAX
2012/13-3	000NONPJ	matrix spike, rec	3/4/2013	Conventional	Phenolics	n/a	=	92	%	EPA 420.4	-88	-88	90	110	QAX
2012/13-3	000NONPJ	matrix spike dup	3/4/2013	Conventional	Phenolics	n/a	=	0.299	mg/L	EPA 420.4	0.0042	0.01			QAX
2012/13-3	000NONPJ	matrix spike dup, rec	3/4/2013	Conventional	Phenolics	n/a	=	93	%	EPA 420.4	-88	-88	90	110	QAX
2012/13-3	000NONPJ	matrix spike, RPD	3/4/2013	Conventional	Phenolics	n/a	=	0.6	%	EPA 420.4	-88	-88	0	20	QAX
2012/13-3	000NONPJ	matrix spike	3/8/2013	Conventional	Phenolics	n/a	=	0.292	mg/L	EPA 420.4	0.0042	0.01			QAX
2012/13-3	000NONPJ	matrix spike, rec	3/8/2013	Conventional	Phenolics	n/a	=	96	%	EPA 420.4	-88	-88	90	110	QAX
2012/13-3	000NONPJ	matrix spike dup	3/8/2013	Conventional	Phenolics	n/a	=	0.296	mg/L	EPA 420.4	0.0042	0.01			QAX
2012/13-3	000NONPJ	matrix spike dup, rec	3/8/2013	Conventional	Phenolics	n/a	=	97	%	EPA 420.4	-88	-88	90	110	QAX
2012/13-3	000NONPJ	matrix spike, RPD	3/8/2013	Conventional	Phenolics	n/a	=	1	%	EPA 420.4	-88	-88	0	20	QAX
2012/13-3	Lab	LCS	2/25/2013	Conventional	Phenolics	n/a	=	0.0952	mg/L	EPA 420.4	0.0042	0.01			
2012/13-3	Lab	LCS, rec	2/25/2013	Conventional	Phenolics	n/a	=	95	%	EPA 420.4	-88	-88	90	110	
2012/13-3	Lab	method blank	2/25/2013	Conventional	Phenolics	n/a	<	0.0042	mg/L	EPA 420.4	0.0042	0.01			
2012/13-3	Lab	LCS	3/4/2013	Conventional	Phenolics	n/a	=	0.098	mg/L	EPA 420.4	0.0042	0.01			
2012/13-3	Lab	LCS, rec	3/4/2013	Conventional	Phenolics	n/a	=	98	%	EPA 420.4	-88	-88	90	110	
2012/13-3	Lab	method blank	3/4/2013	Conventional	Phenolics	n/a	<	0.0042	mg/L	EPA 420.4	0.0042	0.01			
2012/13-3	Lab	LCS	3/8/2013	Conventional	Phenolics	n/a	=	0.0968	mg/L	EPA 420.4	0.0042	0.01			
2012/13-3	Lab	LCS, rec	3/8/2013	Conventional	Phenolics	n/a	=	97	%	EPA 420.4	-88	-88	90	110	
2012/13-3	Lab	method blank	3/8/2013	Conventional	Phenolics	n/a	<	0.0042	mg/L	EPA 420.4	0.0042	0.01			
2012/13-3	ME-SCR	matrix spike	2/25/2013	Conventional	Phenolics	n/a	=	0.265	mg/L	EPA 420.4	0.0042	0.01			DB,GB
2012/13-3	ME-SCR	matrix spike, rec	2/25/2013	Conventional	Phenolics	n/a	=	86	%	EPA 420.4	-88	-88	90	110	DB,GB
2012/13-3	ME-SCR	matrix spike dup	2/25/2013	Conventional	Phenolics	n/a	=	0.269	mg/L	EPA 420.4	0.0042	0.01			DB,GB
2012/13-3	ME-SCR	matrix spike dup, rec	2/25/2013	Conventional	Phenolics	n/a	=	87	%	EPA 420.4	-88	-88	90	110	DB,GB
2012/13-3	ME-SCR	matrix spike, RPD	2/25/2013	Conventional	Phenolics	n/a	=	1	%	EPA 420.4	-88	-88	0	20	
2012/13-3	Lab	LCS	3/4/2013	Conventional	Specific Conductance	n/a	=	202	µmhos/cm	SM 2510 B	0.23	2			
2012/13-3	Lab	LCS, rec	3/4/2013	Conventional	Specific Conductance	n/a	=	101	%	SM 2510 B	-88	-88	95	105	
2012/13-3	Lab	method blank	3/4/2013	Conventional	Specific Conductance	n/a	DNQ	0.36	µmhos/cm	SM 2510 B	0.23	2			IP
2012/13-3	ME-SCR	lab duplicate	3/4/2013	Conventional	Specific Conductance	n/a	=	1690	µmhos/cm	SM 2510 B	0.47	4		4.28	D
2012/13-3	ME-SCR	lab duplicate, RPD	3/4/2013	Conventional	Specific Conductance	n/a	=	1	%	SM 2510 B	0.47	4		4.28	D
2012/13-3	000NONPJ	matrix spike	2/20/2013	Conventional	Total Chlorine Residual	n/a	=	0.205	mg/L	SM 4500-Cl G	0.0015	0.05			QAX
2012/13-3	000NONPJ	matrix spike dup	2/20/2013	Conventional	Total Chlorine Residual	n/a	=	0.196	mg/L	SM 4500-Cl G	0.0015	0.05			QAX

Appendix F
Laboratory QA/QC Analysis Results

Event ID	Site ID	QAQC Sample Type	Analysis Date	Classification	Constituent	Fraction	Sign	Result	Units	Method	MDL	RL	QA Limit		DQOComp
													Min	Max	
2012/13-3	000NONPJ	matrix spike dup, rec	2/20/2013	Conventional	Total Chlorine Residual	n/a	=	98	%	SM 4500-Cl G	-88	-88	65	128	QAX
2012/13-3	000NONPJ	matrix spike, rec	2/20/2013	Conventional	Total Chlorine Residual	n/a	=	103	%	SM 4500-Cl G	-88	-88	65	128	QAX
2012/13-3	000NONPJ	matrix spike, RPD	2/20/2013	Conventional	Total Chlorine Residual	n/a	=	5	%	SM 4500-Cl G	-88	-88	0	15	QAX
2012/13-3	Lab	LCS	2/20/2013	Conventional	Total Chlorine Residual	n/a	=	0.191	mg/L	SM 4500-Cl G	0.0015	0.05			
2012/13-3	Lab	LCS, rec	2/20/2013	Conventional	Total Chlorine Residual	n/a	=	96	%	SM 4500-Cl G	-88	-88			
2012/13-3	Lab	method blank	2/20/2013	Conventional	Total Chlorine Residual	n/a	<	0.0015	mg/L	SM 4500-Cl G	0.0015	0.05			
2012/13-3	000NONPJ	lab duplicate	2/22/2013	Conventional	Total Dissolved Solids	n/a	=	756	mg/L	SM 2540 C	4	10		10	QAX
2012/13-3	000NONPJ	lab duplicate	2/22/2013	Conventional	Total Dissolved Solids	n/a	=	198	mg/L	SM 2540 C	4	10		10	QAX
2012/13-3	000NONPJ	lab duplicate, RPD	2/22/2013	Conventional	Total Dissolved Solids	n/a	=	0.1	%	SM 2540 C	4	10		10	QAX
2012/13-3	000NONPJ	lab duplicate, RPD	2/22/2013	Conventional	Total Dissolved Solids	n/a	=	2	%	SM 2540 C	4	10		10	QAX
2012/13-3	Lab	LCS	2/22/2013	Conventional	Total Dissolved Solids	n/a	=	805	mg/L	SM 2540 C	4	10			
2012/13-3	Lab	LCS, rec	2/22/2013	Conventional	Total Dissolved Solids	n/a	=	98	%	SM 2540 C	-88	-88	91	104	
2012/13-3	Lab	method blank	2/22/2013	Conventional	Total Dissolved Solids	n/a	<	4	mg/L	SM 2540 C	4	10			
2012/13-3	Lab	LCS	2/26/2013	Conventional	Total Dissolved Solids	n/a	=	814	mg/L	SM 2540 C	4	10			
2012/13-3	Lab	LCS, rec	2/26/2013	Conventional	Total Dissolved Solids	n/a	=	99	%	SM 2540 C	-88	-88	91	104	
2012/13-3	Lab	method blank	2/26/2013	Conventional	Total Dissolved Solids	n/a	<	4	mg/L	SM 2540 C	4	10			
2012/13-3	ME-SCR	lab duplicate	2/26/2013	Conventional	Total Dissolved Solids	n/a	=	1160	mg/L	SM 2540 C	4	10		10	
2012/13-3	ME-SCR	lab duplicate, RPD	2/26/2013	Conventional	Total Dissolved Solids	n/a	=	0.8	%	SM 2540 C	4	10		10	
2012/13-3	MO-HUE	lab duplicate	2/26/2013	Conventional	Total Dissolved Solids	n/a	=	4220	mg/L	SM 2540 C	4	10		10	
2012/13-3	MO-HUE	lab duplicate, RPD	2/26/2013	Conventional	Total Dissolved Solids	n/a	=	2	%	SM 2540 C	4	10		10	
2012/13-3	Lab	LCS	3/4/2013	Conventional	Total Organic Carbon	n/a	=	4.83	mg/L	SM 5310 C	0.009	0.3			
2012/13-3	Lab	LCS, rec	3/4/2013	Conventional	Total Organic Carbon	n/a	=	97	%	SM 5310 C	-88	-88	90	110	
2012/13-3	Lab	method blank	3/4/2013	Conventional	Total Organic Carbon	n/a	DNQ	0.0695	mg/L	SM 5310 C	0.009	0.3			IP
2012/13-3	ME-SCR	matrix spike	3/4/2013	Conventional	Total Organic Carbon	n/a	=	6.19	mg/L	SM 5310 C	0.009	0.3			
2012/13-3	ME-SCR	matrix spike dup	3/4/2013	Conventional	Total Organic Carbon	n/a	=	6.16	mg/L	SM 5310 C	0.009	0.3			
2012/13-3	ME-SCR	matrix spike dup, rec	3/4/2013	Conventional	Total Organic Carbon	n/a	=	89	%	SM 5310 C	-88	-88	84	107	
2012/13-3	ME-SCR	matrix spike, rec	3/4/2013	Conventional	Total Organic Carbon	n/a	=	89	%	SM 5310 C	-88	-88	84	107	
2012/13-3	ME-SCR	matrix spike, RPD	3/4/2013	Conventional	Total Organic Carbon	n/a	=	0.6	%	SM 5310 C	-88	-88	0	20	
2012/13-3	000NONPJ	lab duplicate	2/26/2013	Conventional	Total Suspended Solids	n/a	=	400	mg/L	SM 2540 D	5	5		20	QAX
2012/13-3	000NONPJ	lab duplicate, RPD	2/26/2013	Conventional	Total Suspended Solids	n/a	=	5	%	SM 2540 D	5	5		20	QAX
2012/13-3	Lab	method blank	2/26/2013	Conventional	Total Suspended Solids	n/a	<	5	mg/L	SM 2540 D	5	5			
2012/13-3	ME-SCR	lab duplicate	2/26/2013	Conventional	Total Suspended Solids	n/a	=	39	mg/L	SM 2540 D	5	5		20	
2012/13-3	ME-SCR	lab duplicate, RPD	2/26/2013	Conventional	Total Suspended Solids	n/a	=	17	%	SM 2540 D	5	5		20	
2012/13-3	000NONPJ	lab duplicate	2/21/2013	Conventional	Turbidity	n/a	=	125	NTU	EPA 180.1	0.048	0.2		10	QAX,D
2012/13-3	000NONPJ	lab duplicate, RPD	2/21/2013	Conventional	Turbidity	n/a	=	8	%	EPA 180.1	0.048	0.2		10	QAX,D
2012/13-3	Lab	LCS	2/21/2013	Conventional	Turbidity	n/a	=	21.7	NTU	EPA 180.1	0.024	0.1			
2012/13-3	Lab	LCS	2/21/2013	Conventional	Turbidity	n/a	=	21.7	NTU	EPA 180.1	0.024	0.1			
2012/13-3	Lab	LCS, rec	2/21/2013	Conventional	Turbidity	n/a	=	97	%	EPA 180.1	-88	-88	90	110	
2012/13-3	Lab	LCS, rec	2/21/2013	Conventional	Turbidity	n/a	=	97	%	EPA 180.1	-88	-88	90	110	
2012/13-3	Lab	method blank	2/21/2013	Conventional	Turbidity	n/a	<	0.024	NTU	EPA 180.1	0.024	0.1			
2012/13-3	Lab	method blank	2/21/2013	Conventional	Turbidity	n/a	<	0.024	NTU	EPA 180.1	0.024	0.1			
2012/13-3	ME-SCR	lab duplicate	2/21/2013	Conventional	Turbidity	n/a	=	7.2	NTU	EPA 180.1	0.024	0.1		10	
2012/13-3	ME-SCR	lab duplicate, RPD	2/21/2013	Conventional	Turbidity	n/a	=	0.1	%	EPA 180.1	0.024	0.1		10	
2012/13-3	000NONPJ	lab duplicate	2/26/2013	Conventional	Volatile Suspended Solids	n/a	=	200	mg/L	EPA 160.4	3.1	5		15	QAX
2012/13-3	000NONPJ	lab duplicate, RPD	2/26/2013	Conventional	Volatile Suspended Solids	n/a	=	10	%	EPA 160.4	3.1	5		15	QAX
2012/13-3	Lab	method blank	2/26/2013	Conventional	Volatile Suspended Solids	n/a	<	3.1	mg/L	EPA 160.4	3.1	5			
2012/13-3	ME-CC	lab duplicate	2/26/2013	Conventional	Volatile Suspended Solids	n/a	<	3.1	mg/L	EPA 160.4	3.1	5		15	

Appendix F
Laboratory QA/QC Analysis Results

Event ID	Site ID	QAQC Sample Type	Analysis Date	Classification	Constituent	Fraction	Sign	Result	Units	Method	MDL	RL	QA Limit		DQOComp
													Min	Max	
2012/13-3	ME-CC	lab duplicate, RPD	2/26/2013	Conventional	Volatile Suspended Solids	n/a	<	0	%	EPA 160.4	3.1	5		15	
2012/13-3	000NONPJ	matrix spike	3/4/2013	Hydrocarbon	Oil and Grease	n/a	=	21.2	mg/L	EPA 1664A	1.3	5			QAX
2012/13-3	000NONPJ	matrix spike, rec	3/4/2013	Hydrocarbon	Oil and Grease	n/a	=	89	%	EPA 1664A	-88	-88	78	114	QAX
2012/13-3	Lab	LCS	3/4/2013	Hydrocarbon	Oil and Grease	n/a	=	17.3	mg/L	EPA 1664A	1.3	5			
2012/13-3	Lab	LCS	3/4/2013	Hydrocarbon	Oil and Grease	n/a	=	5.6	mg/L	EPA 1664A	1.3	5			
2012/13-3	Lab	LCS dup	3/4/2013	Hydrocarbon	Oil and Grease	n/a	=	16.3	mg/L	EPA 1664A	1.3	5			
2012/13-3	Lab	LCS dup, rec	3/4/2013	Hydrocarbon	Oil and Grease	n/a	=	82	%	EPA 1664A	-88	-88	78	114	
2012/13-3	Lab	LCS, rec	3/4/2013	Hydrocarbon	Oil and Grease	n/a	=	86	%	EPA 1664A	-88	-88	78	114	
2012/13-3	Lab	LCS, rec	3/4/2013	Hydrocarbon	Oil and Grease	n/a	=	112	%	EPA 1664A	-88	-88	78	114	
2012/13-3	Lab	LCS, RPD	3/4/2013	Hydrocarbon	Oil and Grease	n/a	=	6	%	EPA 1664A	-88	-88	0	18	
2012/13-3	Lab	method blank	3/4/2013	Hydrocarbon	Oil and Grease	n/a	<	1.3	mg/L	EPA 1664A	1.3	5			
2012/13-3	MO-VEN	field blank	3/4/2013	Hydrocarbon	Oil and Grease	n/a	<	1.3	mg/L	EPA 1664A	1.3	5			
2012/13-3	Lab	method blank	3/4/2013	Hydrocarbon	TPH	n/a	<	1.9	mg/L	EPA 1664A	1.9	5			
2012/13-3	MO-VEN	field blank	3/4/2013	Hydrocarbon	TPH	n/a	<	1.9	mg/L	EPA 1664A	1.9	5			
2012/13-3	Lab	method blank	3/5/2013	Metal	Aluminum	Dissolved	DNQ	1.18	µg/L	EPA 200.8	0.61	5			IP
2012/13-3	Lab	LCS	3/5/2013	Metal	Aluminum	Dissolved	=	55.2	µg/L	EPA 200.8	0.61	5			
2012/13-3	Lab	LCS, rec	3/5/2013	Metal	Aluminum	Dissolved	=	110	%	EPA 200.8	-88	-88	85	115	
2012/13-3	Lab	method blank	3/5/2013	Metal	Aluminum	Total	<	2.1	µg/L	EPA 200.8	2.1	5			
2012/13-3	Lab	LCS	3/5/2013	Metal	Aluminum	Total	=	55.2	µg/L	EPA 200.8	2.1	5			
2012/13-3	Lab	LCS, rec	3/5/2013	Metal	Aluminum	Total	=	110	%	EPA 200.8	-88	-88	85	115	
2012/13-3	ME-SCR	matrix spike	3/5/2013	Metal	Aluminum	Total	=	663	µg/L	EPA 200.8	2.1	5			
2012/13-3	ME-SCR	matrix spike, rec	3/5/2013	Metal	Aluminum	Total	=	79	%	EPA 200.8	-88	-88	70	130	
2012/13-3	ME-SCR	matrix spike dup	3/5/2013	Metal	Aluminum	Total	=	636	µg/L	EPA 200.8	2.1	5			BB,CT,GB
2012/13-3	ME-SCR	matrix spike dup, rec	3/5/2013	Metal	Aluminum	Total	=	52	%	EPA 200.8	-88	-88	70	130	BB,CT,GB
2012/13-3	ME-SCR	matrix spike, RPD	3/5/2013	Metal	Aluminum	Total	=	4	%	EPA 200.8	-88	-88	0	30	
2012/13-3	MO-CAM	matrix spike	3/5/2013	Metal	Aluminum	Total	=	4900	µg/L	EPA 200.8	2.1	5			BB,CT,GB
2012/13-3	MO-CAM	matrix spike, rec	3/5/2013	Metal	Aluminum	Total	=	204	%	EPA 200.8	-88	-88	70	130	BB,CT,GB
2012/13-3	MO-CAM	matrix spike dup	3/5/2013	Metal	Aluminum	Total	=	4830	µg/L	EPA 200.8	2.1	5			
2012/13-3	MO-CAM	matrix spike dup, rec	3/5/2013	Metal	Aluminum	Total	=	72	%	EPA 200.8	-88	-88	70	130	
2012/13-3	MO-CAM	matrix spike, RPD	3/5/2013	Metal	Aluminum	Total	=	1	%	EPA 200.8	-88	-88	0	30	
2012/13-3	Lab	method blank	3/5/2013	Metal	Antimony	Dissolved	<	0.04	µg/L	EPA 200.8	0.04	0.5			
2012/13-3	Lab	LCS	3/5/2013	Metal	Antimony	Dissolved	=	50.2	µg/L	EPA 200.8	0.04	0.5			
2012/13-3	Lab	LCS, rec	3/5/2013	Metal	Antimony	Dissolved	=	100	%	EPA 200.8	-88	-88	85	115	
2012/13-3	Lab	method blank	3/5/2013	Metal	Antimony	Total	<	0.04	µg/L	EPA 200.8	0.04	0.5			
2012/13-3	Lab	LCS	3/5/2013	Metal	Antimony	Total	=	50.2	µg/L	EPA 200.8	0.04	0.5			
2012/13-3	Lab	LCS, rec	3/5/2013	Metal	Antimony	Total	=	100	%	EPA 200.8	-88	-88	85	115	
2012/13-3	ME-SCR	matrix spike	3/5/2013	Metal	Antimony	Total	=	93.9	µg/L	EPA 200.8	0.04	0.5			
2012/13-3	ME-SCR	matrix spike, rec	3/5/2013	Metal	Antimony	Total	=	94	%	EPA 200.8	-88	-88	70	130	
2012/13-3	ME-SCR	matrix spike dup	3/5/2013	Metal	Antimony	Total	=	92.3	µg/L	EPA 200.8	0.04	0.5			
2012/13-3	ME-SCR	matrix spike dup, rec	3/5/2013	Metal	Antimony	Total	=	92	%	EPA 200.8	-88	-88	70	130	
2012/13-3	ME-SCR	matrix spike, RPD	3/5/2013	Metal	Antimony	Total	=	2	%	EPA 200.8	-88	-88	0	30	
2012/13-3	MO-CAM	matrix spike	3/5/2013	Metal	Antimony	Total	=	43.1	µg/L	EPA 200.8	0.04	0.5			
2012/13-3	MO-CAM	matrix spike, rec	3/5/2013	Metal	Antimony	Total	=	80	%	EPA 200.8	-88	-88	70	130	
2012/13-3	MO-CAM	matrix spike dup	3/5/2013	Metal	Antimony	Total	=	43.5	µg/L	EPA 200.8	0.04	0.5			
2012/13-3	MO-CAM	matrix spike dup, rec	3/5/2013	Metal	Antimony	Total	=	80	%	EPA 200.8	-88	-88	70	130	
2012/13-3	MO-CAM	matrix spike, RPD	3/5/2013	Metal	Antimony	Total	=	0.9	%	EPA 200.8	-88	-88	0	30	
2012/13-3	Lab	method blank	3/5/2013	Metal	Arsenic	Dissolved	<	0.036	µg/L	EPA 200.8	0.036	0.4			

Appendix F
Laboratory QA/QC Analysis Results

Event ID	Site ID	QAQC Sample Type	Analysis Date	Classification	Constituent	Fraction	Sign	Result	Units	Method	MDL	RL	QA Limit		DQOComp
													Min	Max	
2012/13-3	Lab	LCS	3/5/2013	Metal	Arsenic	Dissolved	=	54.1	µg/L	EPA 200.8	0.036	0.4			
2012/13-3	Lab	LCS, rec	3/5/2013	Metal	Arsenic	Dissolved	=	108	%	EPA 200.8	-88	-88	85	115	
2012/13-3	Lab	method blank	3/5/2013	Metal	Arsenic	Total	<	0.13	µg/L	EPA 200.8	0.13	0.4			
2012/13-3	Lab	LCS	3/5/2013	Metal	Arsenic	Total	=	54.1	µg/L	EPA 200.8	0.13	0.4			
2012/13-3	Lab	LCS, rec	3/5/2013	Metal	Arsenic	Total	=	108	%	EPA 200.8	-88	-88	85	115	
2012/13-3	ME-SCR	matrix spike	3/5/2013	Metal	Arsenic	Total	=	105	µg/L	EPA 200.8	0.13	0.4			
2012/13-3	ME-SCR	matrix spike, rec	3/5/2013	Metal	Arsenic	Total	=	104	%	EPA 200.8	-88	-88	70	130	
2012/13-3	ME-SCR	matrix spike dup	3/5/2013	Metal	Arsenic	Total	=	104	µg/L	EPA 200.8	0.13	0.4			
2012/13-3	ME-SCR	matrix spike dup, rec	3/5/2013	Metal	Arsenic	Total	=	103	%	EPA 200.8	-88	-88	70	130	
2012/13-3	ME-SCR	matrix spike, RPD	3/5/2013	Metal	Arsenic	Total	=	0.6	%	EPA 200.8	-88	-88	0	30	
2012/13-3	MO-CAM	matrix spike	3/5/2013	Metal	Arsenic	Total	=	55.8	µg/L	EPA 200.8	0.13	0.4			
2012/13-3	MO-CAM	matrix spike, rec	3/5/2013	Metal	Arsenic	Total	=	104	%	EPA 200.8	-88	-88	70	130	
2012/13-3	MO-CAM	matrix spike dup	3/5/2013	Metal	Arsenic	Total	=	55.4	µg/L	EPA 200.8	0.13	0.4			
2012/13-3	MO-CAM	matrix spike dup, rec	3/5/2013	Metal	Arsenic	Total	=	104	%	EPA 200.8	-88	-88	70	130	
2012/13-3	MO-CAM	matrix spike, RPD	3/5/2013	Metal	Arsenic	Total	=	0.6	%	EPA 200.8	-88	-88	0	30	
2012/13-3	Lab	method blank	3/5/2013	Metal	Barium	Total	<	0.097	µg/L	EPA 200.8	0.097	0.5			
2012/13-3	Lab	LCS	3/5/2013	Metal	Barium	Total	=	52.7	µg/L	EPA 200.8	0.097	0.5			
2012/13-3	Lab	LCS, rec	3/5/2013	Metal	Barium	Total	=	105	%	EPA 200.8	-88	-88	85	115	
2012/13-3	ME-SCR	matrix spike	3/5/2013	Metal	Barium	Total	=	148	µg/L	EPA 200.8	0.097	0.5			
2012/13-3	ME-SCR	matrix spike, rec	3/5/2013	Metal	Barium	Total	=	102	%	EPA 200.8	-88	-88	70	130	
2012/13-3	ME-SCR	matrix spike dup	3/5/2013	Metal	Barium	Total	=	145	µg/L	EPA 200.8	0.097	0.5			
2012/13-3	ME-SCR	matrix spike dup, rec	3/5/2013	Metal	Barium	Total	=	99	%	EPA 200.8	-88	-88	70	130	
2012/13-3	ME-SCR	matrix spike, RPD	3/5/2013	Metal	Barium	Total	=	2	%	EPA 200.8	-88	-88	0	30	
2012/13-3	Lab	method blank	3/5/2013	Metal	Beryllium	Dissolved	<	0.088	µg/L	EPA 200.8	0.088	0.1			
2012/13-3	Lab	LCS	3/5/2013	Metal	Beryllium	Dissolved	=	51.5	µg/L	EPA 200.8	0.088	0.1			
2012/13-3	Lab	LCS, rec	3/5/2013	Metal	Beryllium	Dissolved	=	103	%	EPA 200.8	-88	-88	85	115	
2012/13-3	Lab	method blank	3/5/2013	Metal	Beryllium	Total	<	0.088	µg/L	EPA 200.8	0.088	0.1			
2012/13-3	Lab	LCS	3/5/2013	Metal	Beryllium	Total	=	51.5	µg/L	EPA 200.8	0.088	0.1			
2012/13-3	Lab	LCS, rec	3/5/2013	Metal	Beryllium	Total	=	103	%	EPA 200.8	-88	-88	85	115	
2012/13-3	ME-SCR	matrix spike	3/5/2013	Metal	Beryllium	Total	=	103	µg/L	EPA 200.8	0.088	0.1			
2012/13-3	ME-SCR	matrix spike, rec	3/5/2013	Metal	Beryllium	Total	=	103	%	EPA 200.8	-88	-88	70	130	
2012/13-3	ME-SCR	matrix spike dup	3/5/2013	Metal	Beryllium	Total	=	98.8	µg/L	EPA 200.8	0.088	0.1			
2012/13-3	ME-SCR	matrix spike dup, rec	3/5/2013	Metal	Beryllium	Total	=	99	%	EPA 200.8	-88	-88	70	130	
2012/13-3	ME-SCR	matrix spike, RPD	3/5/2013	Metal	Beryllium	Total	=	4	%	EPA 200.8	-88	-88	0	30	
2012/13-3	MO-CAM	matrix spike	3/5/2013	Metal	Beryllium	Total	=	51.2	µg/L	EPA 200.8	0.088	0.1			
2012/13-3	MO-CAM	matrix spike, rec	3/5/2013	Metal	Beryllium	Total	=	102	%	EPA 200.8	-88	-88	70	130	
2012/13-3	MO-CAM	matrix spike dup	3/5/2013	Metal	Beryllium	Total	=	51.5	µg/L	EPA 200.8	0.088	0.1			
2012/13-3	MO-CAM	matrix spike dup, rec	3/5/2013	Metal	Beryllium	Total	=	103	%	EPA 200.8	-88	-88	70	130	
2012/13-3	MO-CAM	matrix spike, RPD	3/5/2013	Metal	Beryllium	Total	=	0.7	%	EPA 200.8	-88	-88	0	30	
2012/13-3	Lab	method blank	3/5/2013	Metal	Cadmium	Dissolved	<	0.02	µg/L	EPA 200.8	0.02	0.1			
2012/13-3	Lab	LCS	3/5/2013	Metal	Cadmium	Dissolved	=	51.8	µg/L	EPA 200.8	0.02	0.1			
2012/13-3	Lab	LCS, rec	3/5/2013	Metal	Cadmium	Dissolved	=	104	%	EPA 200.8	-88	-88	85	115	
2012/13-3	Lab	method blank	3/5/2013	Metal	Cadmium	Total	<	0.02	µg/L	EPA 200.8	0.02	0.1			
2012/13-3	Lab	LCS	3/5/2013	Metal	Cadmium	Total	=	51.8	µg/L	EPA 200.8	0.02	0.1			
2012/13-3	Lab	LCS, rec	3/5/2013	Metal	Cadmium	Total	=	104	%	EPA 200.8	-88	-88	85	115	
2012/13-3	ME-SCR	matrix spike	3/5/2013	Metal	Cadmium	Total	=	92.4	µg/L	EPA 200.8	0.02	0.1			
2012/13-3	ME-SCR	matrix spike, rec	3/5/2013	Metal	Cadmium	Total	=	92	%	EPA 200.8	-88	-88	70	130	

Appendix F
Laboratory QA/QC Analysis Results

Event ID	Site ID	QAQC Sample Type	Analysis Date	Classification	Constituent	Fraction	Sign	Result	Units	Method	MDL	RL	QA Limit		DQOComp
													Min	Max	
2012/13-3	ME-SCR	matrix spike dup	3/5/2013	Metal	Cadmium	Total	=	89.7	µg/L	EPA 200.8	0.02	0.1			
2012/13-3	ME-SCR	matrix spike dup, rec	3/5/2013	Metal	Cadmium	Total	=	90	%	EPA 200.8	-88	-88	70	130	
2012/13-3	ME-SCR	matrix spike, RPD	3/5/2013	Metal	Cadmium	Total	=	3	%	EPA 200.8	-88	-88	0	30	
2012/13-3	MO-CAM	matrix spike	3/5/2013	Metal	Cadmium	Total	=	52.3	µg/L	EPA 200.8	0.02	0.1			
2012/13-3	MO-CAM	matrix spike, rec	3/5/2013	Metal	Cadmium	Total	=	103	%	EPA 200.8	-88	-88	70	130	
2012/13-3	MO-CAM	matrix spike dup	3/5/2013	Metal	Cadmium	Total	=	52.1	µg/L	EPA 200.8	0.02	0.1			
2012/13-3	MO-CAM	matrix spike dup, rec	3/5/2013	Metal	Cadmium	Total	=	102	%	EPA 200.8	-88	-88	70	130	
2012/13-3	MO-CAM	matrix spike, RPD	3/5/2013	Metal	Cadmium	Total	=	0.4	%	EPA 200.8	-88	-88	0	30	
2012/13-3	Lab	method blank	3/5/2013	Metal	Chromium	Dissolved	<	0.074	µg/L	EPA 200.8	0.074	0.2			
2012/13-3	Lab	LCS	3/5/2013	Metal	Chromium	Dissolved	=	52.2	µg/L	EPA 200.8	0.074	0.2			
2012/13-3	Lab	LCS, rec	3/5/2013	Metal	Chromium	Dissolved	=	104	%	EPA 200.8	-88	-88	85	115	
2012/13-3	Lab	method blank	3/5/2013	Metal	Chromium	Total	<	0.074	µg/L	EPA 200.8	0.074	0.2			
2012/13-3	Lab	LCS	3/5/2013	Metal	Chromium	Total	=	52.2	µg/L	EPA 200.8	0.074	0.2			
2012/13-3	Lab	LCS, rec	3/5/2013	Metal	Chromium	Total	=	104	%	EPA 200.8	-88	-88	85	115	
2012/13-3	ME-SCR	matrix spike	3/5/2013	Metal	Chromium	Total	=	98.2	µg/L	EPA 200.8	0.074	0.2			
2012/13-3	ME-SCR	matrix spike, rec	3/5/2013	Metal	Chromium	Total	=	97	%	EPA 200.8	-88	-88	70	130	
2012/13-3	ME-SCR	matrix spike dup	3/5/2013	Metal	Chromium	Total	=	97.8	µg/L	EPA 200.8	0.074	0.2			
2012/13-3	ME-SCR	matrix spike dup, rec	3/5/2013	Metal	Chromium	Total	=	97	%	EPA 200.8	-88	-88	70	130	
2012/13-3	ME-SCR	matrix spike, RPD	3/5/2013	Metal	Chromium	Total	=	0.5	%	EPA 200.8	-88	-88	0	30	
2012/13-3	MO-CAM	matrix spike	3/5/2013	Metal	Chromium	Total	=	63.6	µg/L	EPA 200.8	0.074	0.2			
2012/13-3	MO-CAM	matrix spike, rec	3/5/2013	Metal	Chromium	Total	=	103	%	EPA 200.8	-88	-88	70	130	
2012/13-3	MO-CAM	matrix spike dup	3/5/2013	Metal	Chromium	Total	=	63.8	µg/L	EPA 200.8	0.074	0.2			
2012/13-3	MO-CAM	matrix spike dup, rec	3/5/2013	Metal	Chromium	Total	=	103	%	EPA 200.8	-88	-88	70	130	
2012/13-3	MO-CAM	matrix spike, RPD	3/5/2013	Metal	Chromium	Total	=	0.3	%	EPA 200.8	-88	-88	0	30	
2012/13-3	Lab	LCS	3/4/2013	Metal	Chromium VI	n/a	=	4.99	µg/L	EPA 218.6	0.0059	0.3			
2012/13-3	Lab	LCS, rec	3/4/2013	Metal	Chromium VI	n/a	=	100	%	EPA 218.6	-88	-88	90	110	
2012/13-3	Lab	method blank	3/4/2013	Metal	Chromium VI	n/a	<	0.0059	µg/L	EPA 218.6	0.0059	0.3			
2012/13-3	ME-SCR	matrix spike	3/4/2013	Metal	Chromium VI	n/a	=	4.48	µg/L	EPA 218.6	0.0059	0.3			
2012/13-3	ME-SCR	matrix spike dup	3/4/2013	Metal	Chromium VI	n/a	=	4.73	µg/L	EPA 218.6	0.0059	0.3			
2012/13-3	ME-SCR	matrix spike dup, rec	3/4/2013	Metal	Chromium VI	n/a	=	94	%	EPA 218.6	-88	-88	88	112	
2012/13-3	ME-SCR	matrix spike, rec	3/4/2013	Metal	Chromium VI	n/a	=	89	%	EPA 218.6	-88	-88	88	112	
2012/13-3	ME-SCR	matrix spike, RPD	3/4/2013	Metal	Chromium VI	n/a	=	6	%	EPA 218.6	-88	-88	0	10	
2012/13-3	Lab	method blank	3/5/2013	Metal	Copper	Dissolved	<	0.27	µg/L	EPA 200.8	0.27	0.5			
2012/13-3	Lab	LCS	3/5/2013	Metal	Copper	Dissolved	=	54.8	µg/L	EPA 200.8	0.27	0.5			
2012/13-3	Lab	LCS, rec	3/5/2013	Metal	Copper	Dissolved	=	110	%	EPA 200.8	-88	-88	85	115	
2012/13-3	Lab	method blank	3/5/2013	Metal	Copper	Total	<	0.27	µg/L	EPA 200.8	0.27	0.5			
2012/13-3	Lab	LCS	3/5/2013	Metal	Copper	Total	=	54.8	µg/L	EPA 200.8	0.27	0.5			
2012/13-3	Lab	LCS, rec	3/5/2013	Metal	Copper	Total	=	110	%	EPA 200.8	-88	-88	85	115	
2012/13-3	ME-SCR	matrix spike	3/5/2013	Metal	Copper	Total	=	90.2	µg/L	EPA 200.8	0.27	0.5			
2012/13-3	ME-SCR	matrix spike, rec	3/5/2013	Metal	Copper	Total	=	88	%	EPA 200.8	-88	-88	70	130	
2012/13-3	ME-SCR	matrix spike dup	3/5/2013	Metal	Copper	Total	=	89.6	µg/L	EPA 200.8	0.27	0.5			
2012/13-3	ME-SCR	matrix spike dup, rec	3/5/2013	Metal	Copper	Total	=	88	%	EPA 200.8	-88	-88	70	130	
2012/13-3	ME-SCR	matrix spike, RPD	3/5/2013	Metal	Copper	Total	=	0.6	%	EPA 200.8	-88	-88	0	30	
2012/13-3	MO-CAM	matrix spike	3/5/2013	Metal	Copper	Total	=	197	µg/L	EPA 200.8	0.27	0.5			
2012/13-3	MO-CAM	matrix spike, rec	3/5/2013	Metal	Copper	Total	=	103	%	EPA 200.8	-88	-88	70	130	
2012/13-3	MO-CAM	matrix spike dup	3/5/2013	Metal	Copper	Total	=	199	µg/L	EPA 200.8	0.27	0.5			
2012/13-3	MO-CAM	matrix spike dup, rec	3/5/2013	Metal	Copper	Total	=	108	%	EPA 200.8	-88	-88	70	130	

Appendix F
Laboratory QA/QC Analysis Results

Event ID	Site ID	QAQC Sample Type	Analysis Date	Classification	Constituent	Fraction	Sign	Result	Units	Method	MDL	RL	QA Limit		DQOComp
													Min	Max	
2012/13-3	MO-CAM	matrix spike, RPD	3/5/2013	Metal	Copper	Total	=	1	%	EPA 200.8	-88	-88	0	30	
2012/13-3	Lab	method blank	2/25/2013	Metal	Iron	Dissolved	<	1.1	µg/L	EPA 200.7	1.1	10			
2012/13-3	Lab	LCS	2/25/2013	Metal	Iron	Dissolved	=	182	µg/L	EPA 200.7	1.1	10			
2012/13-3	Lab	LCS, rec	2/25/2013	Metal	Iron	Dissolved	=	91	%	EPA 200.7	-88	-88	85	115	
2012/13-3	Lab	method blank	2/25/2013	Metal	Iron	Total	<	1.1	µg/L	EPA 200.7	1.1	10			
2012/13-3	Lab	LCS	2/25/2013	Metal	Iron	Total	=	182	µg/L	EPA 200.7	1.1	10			
2012/13-3	Lab	LCS, rec	2/25/2013	Metal	Iron	Total	=	91	%	EPA 200.7	-88	-88	85	115	
2012/13-3	ME-SCR	matrix spike	2/25/2013	Metal	Iron	Total	=	1350	µg/L	EPA 200.7	1.1	10			
2012/13-3	ME-SCR	matrix spike, rec	2/25/2013	Metal	Iron	Total	=	88	%	EPA 200.7	-88	-88	70	130	
2012/13-3	ME-SCR	matrix spike dup	2/25/2013	Metal	Iron	Total	=	1410	µg/L	EPA 200.7	1.1	10			
2012/13-3	ME-SCR	matrix spike dup, rec	2/25/2013	Metal	Iron	Total	=	103	%	EPA 200.7	-88	-88	70	130	
2012/13-3	ME-SCR	matrix spike, RPD	2/25/2013	Metal	Iron	Total	=	4	%	EPA 200.7	-88	-88	0	30	
2012/13-3	MO-VEN	matrix spike	2/28/2013	Metal	Iron	Total	=	6760	µg/L	EPA 200.7	1.1	10			BB,CT,GB
2012/13-3	MO-VEN	matrix spike, rec	2/28/2013	Metal	Iron	Total	=	332	%	EPA 200.7	-88	-88	70	130	BB,CT,GB
2012/13-3	MO-VEN	matrix spike dup	2/28/2013	Metal	Iron	Total	=	6730	µg/L	EPA 200.7	1.1	10			BB,CT,GB
2012/13-3	MO-VEN	matrix spike dup, rec	2/28/2013	Metal	Iron	Total	=	315	%	EPA 200.7	-88	-88	70	130	BB,CT,GB
2012/13-3	MO-VEN	matrix spike, RPD	2/28/2013	Metal	Iron	Total	=	0.5	%	EPA 200.7	-88	-88	0	30	
2012/13-3	Lab	method blank	3/5/2013	Metal	Lead	Dissolved	<	0.011	µg/L	EPA 200.8	0.011	0.2			
2012/13-3	Lab	LCS	3/5/2013	Metal	Lead	Dissolved	=	49.8	µg/L	EPA 200.8	0.011	0.2			
2012/13-3	Lab	LCS, rec	3/5/2013	Metal	Lead	Dissolved	=	100	%	EPA 200.8	-88	-88	85	115	
2012/13-3	Lab	method blank	3/5/2013	Metal	Lead	Total	<	0.035	µg/L	EPA 200.8	0.035	0.2			
2012/13-3	Lab	LCS	3/5/2013	Metal	Lead	Total	=	49.8	µg/L	EPA 200.8	0.035	0.2			
2012/13-3	Lab	LCS, rec	3/5/2013	Metal	Lead	Total	=	100	%	EPA 200.8	-88	-88	85	115	
2012/13-3	ME-SCR	matrix spike	3/5/2013	Metal	Lead	Total	=	108	µg/L	EPA 200.8	0.035	0.2			
2012/13-3	ME-SCR	matrix spike, rec	3/5/2013	Metal	Lead	Total	=	108	%	EPA 200.8	-88	-88	70	130	
2012/13-3	ME-SCR	matrix spike dup	3/5/2013	Metal	Lead	Total	=	105	µg/L	EPA 200.8	0.035	0.2			
2012/13-3	ME-SCR	matrix spike dup, rec	3/5/2013	Metal	Lead	Total	=	105	%	EPA 200.8	-88	-88	70	130	
2012/13-3	ME-SCR	matrix spike, RPD	3/5/2013	Metal	Lead	Total	=	3	%	EPA 200.8	-88	-88	0	30	
2012/13-3	MO-CAM	matrix spike	3/5/2013	Metal	Lead	Total	=	74.1	µg/L	EPA 200.8	0.035	0.2			
2012/13-3	MO-CAM	matrix spike, rec	3/5/2013	Metal	Lead	Total	=	104	%	EPA 200.8	-88	-88	70	130	
2012/13-3	MO-CAM	matrix spike dup	3/5/2013	Metal	Lead	Total	=	73.9	µg/L	EPA 200.8	0.035	0.2			
2012/13-3	MO-CAM	matrix spike dup, rec	3/5/2013	Metal	Lead	Total	=	103	%	EPA 200.8	-88	-88	70	130	
2012/13-3	MO-CAM	matrix spike, RPD	3/5/2013	Metal	Lead	Total	=	0.2	%	EPA 200.8	-88	-88	0	30	
2012/13-3	000NONPJ	matrix spike	2/25/2013	Metal	Mercury	Dissolved	=	965	ng/L	EPA 245.1	3.9	50			QAX
2012/13-3	000NONPJ	matrix spike dup	2/25/2013	Metal	Mercury	Dissolved	=	1040	ng/L	EPA 245.1	3.9	50			QAX
2012/13-3	000NONPJ	matrix spike dup, rec	2/25/2013	Metal	Mercury	Dissolved	=	103	%	EPA 245.1	-88	-88	70	130	QAX
2012/13-3	000NONPJ	matrix spike, rec	2/25/2013	Metal	Mercury	Dissolved	=	96	%	EPA 245.1	-88	-88	70	130	QAX
2012/13-3	000NONPJ	matrix spike, RPD	2/25/2013	Metal	Mercury	Dissolved	=	7	%	EPA 245.1	-88	-88	0	20	QAX
2012/13-3	000NONPJ	matrix spike	3/5/2013	Metal	Mercury	Dissolved	=	1060	ng/L	EPA 245.1	3.9	50			QAX
2012/13-3	000NONPJ	matrix spike dup	3/5/2013	Metal	Mercury	Dissolved	=	1040	ng/L	EPA 245.1	3.9	50			QAX
2012/13-3	000NONPJ	matrix spike dup, rec	3/5/2013	Metal	Mercury	Dissolved	=	103	%	EPA 245.1	-88	-88	70	130	QAX
2012/13-3	000NONPJ	matrix spike, rec	3/5/2013	Metal	Mercury	Dissolved	=	105	%	EPA 245.1	-88	-88	70	130	QAX
2012/13-3	000NONPJ	matrix spike, RPD	3/5/2013	Metal	Mercury	Dissolved	=	2	%	EPA 245.1	-88	-88	0	20	QAX
2012/13-3	Lab	LCS	2/25/2013	Metal	Mercury	Dissolved	=	1070	ng/L	EPA 245.1	3.9	50			
2012/13-3	Lab	LCS, rec	2/25/2013	Metal	Mercury	Dissolved	=	107	%	EPA 245.1	-88	-88	85	115	
2012/13-3	Lab	method blank	2/25/2013	Metal	Mercury	Dissolved	DNQ	11	ng/L	EPA 245.1	3.9	50			IP
2012/13-3	Lab	LCS	2/25/2013	Metal	Mercury	Dissolved	=	1060	ng/L	EPA 245.1	3.9	50			

Appendix F
Laboratory QA/QC Analysis Results

Event ID	Site ID	QAQC Sample Type	Analysis Date	Classification	Constituent	Fraction	Sign	Result	Units	Method	MDL	RL	QA Limit		DQOComp
													Min	Max	
2012/13-3	Lab	LCS, rec	2/25/2013	Metal	Mercury	Dissolved	=	106	%	EPA 245.1	-88	-88	85	115	
2012/13-3	Lab	method blank	2/25/2013	Metal	Mercury	Dissolved	DNQ	11	ng/L	EPA 245.1	3.9	50			IP
2012/13-3	Lab	LCS	3/5/2013	Metal	Mercury	Dissolved	=	1000	ng/L	EPA 245.1	3.9	50			
2012/13-3	Lab	LCS, rec	3/5/2013	Metal	Mercury	Dissolved	=	100	%	EPA 245.1	-88	-88	85	115	
2012/13-3	Lab	method blank	3/5/2013	Metal	Mercury	Dissolved	DNQ	11	ng/L	EPA 245.1	3.9	50			IP
2012/13-3	ME-SCR	matrix spike	2/25/2013	Metal	Mercury	Dissolved	=	1000	ng/L	EPA 245.1	3.9	50			
2012/13-3	ME-SCR	matrix spike dup	2/25/2013	Metal	Mercury	Dissolved	=	969	ng/L	EPA 245.1	3.9	50			
2012/13-3	ME-SCR	matrix spike dup, rec	2/25/2013	Metal	Mercury	Dissolved	=	96	%	EPA 245.1	-88	-88	70	130	
2012/13-3	ME-SCR	matrix spike, rec	2/25/2013	Metal	Mercury	Dissolved	=	99	%	EPA 245.1	-88	-88	70	130	
2012/13-3	ME-SCR	matrix spike, RPD	2/25/2013	Metal	Mercury	Dissolved	=	3	%	EPA 245.1	-88	-88	0	20	
2012/13-3	MO-HUE	matrix spike	3/5/2013	Metal	Mercury	Dissolved	=	1070	ng/L	EPA 245.1	3.9	50			
2012/13-3	MO-HUE	matrix spike dup	3/5/2013	Metal	Mercury	Dissolved	=	1010	ng/L	EPA 245.1	3.9	50			
2012/13-3	MO-HUE	matrix spike dup, rec	3/5/2013	Metal	Mercury	Dissolved	=	100	%	EPA 245.1	-88	-88	70	130	
2012/13-3	MO-HUE	matrix spike, rec	3/5/2013	Metal	Mercury	Dissolved	=	106	%	EPA 245.1	-88	-88	70	130	
2012/13-3	MO-HUE	matrix spike, RPD	3/5/2013	Metal	Mercury	Dissolved	=	6	%	EPA 245.1	-88	-88	0	20	
2012/13-3	000NONPJ	matrix spike	2/25/2013	Metal	Mercury	Total	=	965	ng/L	EPA 245.1	3.9	50			QAX
2012/13-3	000NONPJ	matrix spike dup	2/25/2013	Metal	Mercury	Total	=	1040	ng/L	EPA 245.1	3.9	50			QAX
2012/13-3	000NONPJ	matrix spike dup, rec	2/25/2013	Metal	Mercury	Total	=	103	%	EPA 245.1	-88	-88	70	130	QAX
2012/13-3	000NONPJ	matrix spike, rec	2/25/2013	Metal	Mercury	Total	=	96	%	EPA 245.1	-88	-88	70	130	QAX
2012/13-3	000NONPJ	matrix spike, RPD	2/25/2013	Metal	Mercury	Total	=	7	%	EPA 245.1	-88	-88	0	20	QAX
2012/13-3	000NONPJ	matrix spike	3/5/2013	Metal	Mercury	Total	=	1060	ng/L	EPA 245.1	3.9	50			QAX
2012/13-3	000NONPJ	matrix spike dup	3/5/2013	Metal	Mercury	Total	=	1040	ng/L	EPA 245.1	3.9	50			QAX
2012/13-3	000NONPJ	matrix spike dup, rec	3/5/2013	Metal	Mercury	Total	=	103	%	EPA 245.1	-88	-88	70	130	QAX
2012/13-3	000NONPJ	matrix spike, rec	3/5/2013	Metal	Mercury	Total	=	105	%	EPA 245.1	-88	-88	70	130	QAX
2012/13-3	000NONPJ	matrix spike, RPD	3/5/2013	Metal	Mercury	Total	=	2	%	EPA 245.1	-88	-88	0	20	QAX
2012/13-3	Lab	LCS	2/25/2013	Metal	Mercury	Total	=	1070	ng/L	EPA 245.1	3.9	50			
2012/13-3	Lab	LCS, rec	2/25/2013	Metal	Mercury	Total	=	107	%	EPA 245.1	-88	-88	85	115	
2012/13-3	Lab	method blank	2/25/2013	Metal	Mercury	Total	DNQ	11	ng/L	EPA 245.1	3.9	50			IP
2012/13-3	Lab	LCS	2/25/2013	Metal	Mercury	Total	=	1060	ng/L	EPA 245.1	3.9	50			
2012/13-3	Lab	LCS, rec	2/25/2013	Metal	Mercury	Total	=	106	%	EPA 245.1	-88	-88	85	115	
2012/13-3	Lab	method blank	2/25/2013	Metal	Mercury	Total	DNQ	11	ng/L	EPA 245.1	3.9	50			IP
2012/13-3	Lab	LCS	3/5/2013	Metal	Mercury	Total	=	1000	ng/L	EPA 245.1	3.9	50			
2012/13-3	Lab	LCS, rec	3/5/2013	Metal	Mercury	Total	=	100	%	EPA 245.1	-88	-88	85	115	
2012/13-3	Lab	method blank	3/5/2013	Metal	Mercury	Total	DNQ	11	ng/L	EPA 245.1	3.9	50			IP
2012/13-3	ME-SCR	matrix spike	2/25/2013	Metal	Mercury	Total	=	1000	ng/L	EPA 245.1	3.9	50			
2012/13-3	ME-SCR	matrix spike dup	2/25/2013	Metal	Mercury	Total	=	969	ng/L	EPA 245.1	3.9	50			
2012/13-3	ME-SCR	matrix spike dup, rec	2/25/2013	Metal	Mercury	Total	=	96	%	EPA 245.1	-88	-88	70	130	
2012/13-3	ME-SCR	matrix spike, rec	2/25/2013	Metal	Mercury	Total	=	99	%	EPA 245.1	-88	-88	70	130	
2012/13-3	ME-SCR	matrix spike, RPD	2/25/2013	Metal	Mercury	Total	=	3	%	EPA 245.1	-88	-88	0	20	
2012/13-3	MO-HUE	matrix spike	3/5/2013	Metal	Mercury	Total	=	1070	ng/L	EPA 245.1	3.9	50			
2012/13-3	MO-HUE	matrix spike dup	3/5/2013	Metal	Mercury	Total	=	1010	ng/L	EPA 245.1	3.9	50			
2012/13-3	MO-HUE	matrix spike dup, rec	3/5/2013	Metal	Mercury	Total	=	99	%	EPA 245.1	-88	-88	70	130	
2012/13-3	MO-HUE	matrix spike, rec	3/5/2013	Metal	Mercury	Total	=	105	%	EPA 245.1	-88	-88	70	130	
2012/13-3	MO-HUE	matrix spike, RPD	3/5/2013	Metal	Mercury	Total	=	6	%	EPA 245.1	-88	-88	0	20	
2012/13-3	Lab	method blank	3/5/2013	Metal	Nickel	Dissolved	<	0.13	µg/L	EPA 200.8	0.13	0.8			
2012/13-3	Lab	LCS	3/5/2013	Metal	Nickel	Dissolved	=	53.7	µg/L	EPA 200.8	0.13	0.8			
2012/13-3	Lab	LCS, rec	3/5/2013	Metal	Nickel	Dissolved	=	107	%	EPA 200.8	-88	-88	85	115	

Appendix F
Laboratory QA/QC Analysis Results

Event ID	Site ID	QAQC Sample Type	Analysis Date	Classification	Constituent	Fraction	Sign	Result	Units	Method	MDL	RL	QA Limit		DQOComp
													Min	Max	
2012/13-3	Lab	method blank	3/5/2013	Metal	Nickel	Total	<	0.13	µg/L	EPA 200.8	0.13	0.8			
2012/13-3	Lab	LCS	3/5/2013	Metal	Nickel	Total	=	53.7	µg/L	EPA 200.8	0.13	0.8			
2012/13-3	Lab	LCS, rec	3/5/2013	Metal	Nickel	Total	=	107	%	EPA 200.8	-88	-88	85	115	
2012/13-3	ME-SCR	matrix spike	3/5/2013	Metal	Nickel	Total	=	92.3	µg/L	EPA 200.8	0.13	0.8			
2012/13-3	ME-SCR	matrix spike, rec	3/5/2013	Metal	Nickel	Total	=	90	%	EPA 200.8	-88	-88	70	130	
2012/13-3	ME-SCR	matrix spike dup	3/5/2013	Metal	Nickel	Total	=	91.7	µg/L	EPA 200.8	0.13	0.8			
2012/13-3	ME-SCR	matrix spike dup, rec	3/5/2013	Metal	Nickel	Total	=	89	%	EPA 200.8	-88	-88	70	130	
2012/13-3	ME-SCR	matrix spike, RPD	3/5/2013	Metal	Nickel	Total	=	0.7	%	EPA 200.8	-88	-88	0	30	
2012/13-3	MO-CAM	matrix spike	3/5/2013	Metal	Nickel	Total	=	72.4	µg/L	EPA 200.8	0.13	0.8			
2012/13-3	MO-CAM	matrix spike, rec	3/5/2013	Metal	Nickel	Total	=	103	%	EPA 200.8	-88	-88	70	130	
2012/13-3	MO-CAM	matrix spike dup	3/5/2013	Metal	Nickel	Total	=	72.8	µg/L	EPA 200.8	0.13	0.8			
2012/13-3	MO-CAM	matrix spike dup, rec	3/5/2013	Metal	Nickel	Total	=	103	%	EPA 200.8	-88	-88	70	130	
2012/13-3	MO-CAM	matrix spike, RPD	3/5/2013	Metal	Nickel	Total	=	0.5	%	EPA 200.8	-88	-88	0	30	
2012/13-3	Lab	method blank	3/5/2013	Metal	Selenium	Dissolved	<	0.28	µg/L	EPA 200.8	0.28	0.4			
2012/13-3	Lab	LCS	3/5/2013	Metal	Selenium	Dissolved	=	54.6	µg/L	EPA 200.8	0.28	0.4			
2012/13-3	Lab	LCS, rec	3/5/2013	Metal	Selenium	Dissolved	=	109	%	EPA 200.8	-88	-88	85	115	
2012/13-3	Lab	method blank	3/5/2013	Metal	Selenium	Total	<	0.28	µg/L	EPA 200.8	0.28	0.4			
2012/13-3	Lab	LCS	3/5/2013	Metal	Selenium	Total	=	54.6	µg/L	EPA 200.8	0.28	0.4			
2012/13-3	Lab	LCS, rec	3/5/2013	Metal	Selenium	Total	=	109	%	EPA 200.8	-88	-88	85	115	
2012/13-3	ME-SCR	matrix spike	3/5/2013	Metal	Selenium	Total	=	105	µg/L	EPA 200.8	0.28	0.4			
2012/13-3	ME-SCR	matrix spike, rec	3/5/2013	Metal	Selenium	Total	=	100	%	EPA 200.8	-88	-88	70	130	
2012/13-3	ME-SCR	matrix spike dup	3/5/2013	Metal	Selenium	Total	=	104	µg/L	EPA 200.8	0.28	0.4			
2012/13-3	ME-SCR	matrix spike dup, rec	3/5/2013	Metal	Selenium	Total	=	99	%	EPA 200.8	-88	-88	70	130	
2012/13-3	ME-SCR	matrix spike, RPD	3/5/2013	Metal	Selenium	Total	=	1	%	EPA 200.8	-88	-88	0	30	
2012/13-3	MO-CAM	matrix spike	3/5/2013	Metal	Selenium	Total	=	53.1	µg/L	EPA 200.8	0.28	0.4			
2012/13-3	MO-CAM	matrix spike, rec	3/5/2013	Metal	Selenium	Total	=	105	%	EPA 200.8	-88	-88	70	130	
2012/13-3	MO-CAM	matrix spike dup	3/5/2013	Metal	Selenium	Total	=	51.7	µg/L	EPA 200.8	0.28	0.4			
2012/13-3	MO-CAM	matrix spike dup, rec	3/5/2013	Metal	Selenium	Total	=	102	%	EPA 200.8	-88	-88	70	130	
2012/13-3	MO-CAM	matrix spike, RPD	3/5/2013	Metal	Selenium	Total	=	3	%	EPA 200.8	-88	-88	0	30	
2012/13-3	Lab	method blank	3/5/2013	Metal	Silver	Dissolved	<	0.027	µg/L	EPA 200.8	0.027	0.2			
2012/13-3	Lab	LCS	3/5/2013	Metal	Silver	Dissolved	=	50.1	µg/L	EPA 200.8	0.027	0.2			
2012/13-3	Lab	LCS, rec	3/5/2013	Metal	Silver	Dissolved	=	100	%	EPA 200.8	-88	-88	85	115	
2012/13-3	Lab	method blank	3/5/2013	Metal	Silver	Total	<	0.027	µg/L	EPA 200.8	0.027	0.2			
2012/13-3	Lab	LCS	3/5/2013	Metal	Silver	Total	=	50.1	µg/L	EPA 200.8	0.027	0.2			
2012/13-3	Lab	LCS, rec	3/5/2013	Metal	Silver	Total	=	100	%	EPA 200.8	-88	-88	85	115	
2012/13-3	ME-SCR	matrix spike	3/5/2013	Metal	Silver	Total	=	89.9	µg/L	EPA 200.8	0.027	0.2			
2012/13-3	ME-SCR	matrix spike, rec	3/5/2013	Metal	Silver	Total	=	90	%	EPA 200.8	-88	-88	70	130	
2012/13-3	ME-SCR	matrix spike dup	3/5/2013	Metal	Silver	Total	=	87.4	µg/L	EPA 200.8	0.027	0.2			
2012/13-3	ME-SCR	matrix spike dup, rec	3/5/2013	Metal	Silver	Total	=	87	%	EPA 200.8	-88	-88	70	130	
2012/13-3	ME-SCR	matrix spike, RPD	3/5/2013	Metal	Silver	Total	=	3	%	EPA 200.8	-88	-88	0	30	
2012/13-3	MO-CAM	matrix spike	3/5/2013	Metal	Silver	Total	=	48.1	µg/L	EPA 200.8	0.027	0.2			
2012/13-3	MO-CAM	matrix spike, rec	3/5/2013	Metal	Silver	Total	=	96	%	EPA 200.8	-88	-88	70	130	
2012/13-3	MO-CAM	matrix spike dup	3/5/2013	Metal	Silver	Total	=	48.2	µg/L	EPA 200.8	0.027	0.2			
2012/13-3	MO-CAM	matrix spike dup, rec	3/5/2013	Metal	Silver	Total	=	96	%	EPA 200.8	-88	-88	70	130	
2012/13-3	MO-CAM	matrix spike, RPD	3/5/2013	Metal	Silver	Total	=	0.3	%	EPA 200.8	-88	-88	0	30	
2012/13-3	Lab	method blank	3/5/2013	Metal	Thallium	Dissolved	<	0.009	µg/L	EPA 200.8	0.009	0.2			
2012/13-3	Lab	LCS	3/5/2013	Metal	Thallium	Dissolved	=	51.3	µg/L	EPA 200.8	0.009	0.2			

Appendix F
Laboratory QA/QC Analysis Results

Event ID	Site ID	QAQC Sample Type	Analysis Date	Classification	Constituent	Fraction	Sign	Result	Units	Method	MDL	RL	QA Limit		DQOComp
													Min	Max	
2012/13-3	Lab	LCS, rec	3/5/2013	Metal	Thallium	Dissolved	=	103	%	EPA 200.8	-88	-88	85	115	
2012/13-3	Lab	method blank	3/5/2013	Metal	Thallium	Total	<	0.034	µg/L	EPA 200.8	0.034	0.2			
2012/13-3	Lab	LCS	3/5/2013	Metal	Thallium	Total	=	51.3	µg/L	EPA 200.8	0.034	0.2			
2012/13-3	Lab	LCS, rec	3/5/2013	Metal	Thallium	Total	=	103	%	EPA 200.8	-88	-88	85	115	
2012/13-3	ME-SCR	matrix spike	3/5/2013	Metal	Thallium	Total	=	111	µg/L	EPA 200.8	0.034	0.2			
2012/13-3	ME-SCR	matrix spike, rec	3/5/2013	Metal	Thallium	Total	=	111	%	EPA 200.8	-88	-88	70	130	
2012/13-3	ME-SCR	matrix spike dup	3/5/2013	Metal	Thallium	Total	=	108	µg/L	EPA 200.8	0.034	0.2			
2012/13-3	ME-SCR	matrix spike dup, rec	3/5/2013	Metal	Thallium	Total	=	108	%	EPA 200.8	-88	-88	70	130	
2012/13-3	ME-SCR	matrix spike, RPD	3/5/2013	Metal	Thallium	Total	=	3	%	EPA 200.8	-88	-88	0	30	
2012/13-3	MO-CAM	matrix spike	3/5/2013	Metal	Thallium	Total	=	53.2	µg/L	EPA 200.8	0.034	0.2			
2012/13-3	MO-CAM	matrix spike, rec	3/5/2013	Metal	Thallium	Total	=	106	%	EPA 200.8	-88	-88	70	130	
2012/13-3	MO-CAM	matrix spike dup	3/5/2013	Metal	Thallium	Total	=	53.5	µg/L	EPA 200.8	0.034	0.2			
2012/13-3	MO-CAM	matrix spike dup, rec	3/5/2013	Metal	Thallium	Total	=	107	%	EPA 200.8	-88	-88	70	130	
2012/13-3	MO-CAM	matrix spike, RPD	3/5/2013	Metal	Thallium	Total	=	0.6	%	EPA 200.8	-88	-88	0	30	
2012/13-3	Lab	method blank	3/5/2013	Metal	Zinc	Dissolved	<	1.1	µg/L	EPA 200.8	1.1	5			
2012/13-3	Lab	LCS	3/5/2013	Metal	Zinc	Dissolved	=	57.7	µg/L	EPA 200.8	1.1	5			
2012/13-3	Lab	LCS, rec	3/5/2013	Metal	Zinc	Dissolved	=	115	%	EPA 200.8	-88	-88	85	115	
2012/13-3	Lab	method blank	3/5/2013	Metal	Zinc	Total	<	1.1	µg/L	EPA 200.8	1.1	5			
2012/13-3	Lab	LCS	3/5/2013	Metal	Zinc	Total	=	57.7	µg/L	EPA 200.8	1.1	5			
2012/13-3	Lab	LCS, rec	3/5/2013	Metal	Zinc	Total	=	115	%	EPA 200.8	-88	-88	85	115	
2012/13-3	ME-SCR	matrix spike	3/5/2013	Metal	Zinc	Total	=	95.2	µg/L	EPA 200.8	1.1	5			
2012/13-3	ME-SCR	matrix spike, rec	3/5/2013	Metal	Zinc	Total	=	91	%	EPA 200.8	-88	-88	70	130	
2012/13-3	ME-SCR	matrix spike dup	3/5/2013	Metal	Zinc	Total	=	94.6	µg/L	EPA 200.8	1.1	5			
2012/13-3	ME-SCR	matrix spike dup, rec	3/5/2013	Metal	Zinc	Total	=	90	%	EPA 200.8	-88	-88	70	130	
2012/13-3	ME-SCR	matrix spike, RPD	3/5/2013	Metal	Zinc	Total	=	0.6	%	EPA 200.8	-88	-88	0	30	
2012/13-3	MO-CAM	matrix spike	3/5/2013	Metal	Zinc	Total	=	614	µg/L	EPA 200.8	1.1	5			
2012/13-3	MO-CAM	matrix spike, rec	3/5/2013	Metal	Zinc	Total	=	101	%	EPA 200.8	-88	-88	70	130	
2012/13-3	MO-CAM	matrix spike dup	3/5/2013	Metal	Zinc	Total	=	610	µg/L	EPA 200.8	1.1	5			
2012/13-3	MO-CAM	matrix spike dup, rec	3/5/2013	Metal	Zinc	Total	=	93	%	EPA 200.8	-88	-88	70	130	
2012/13-3	MO-CAM	matrix spike, RPD	3/5/2013	Metal	Zinc	Total	=	0.7	%	EPA 200.8	-88	-88	0	30	
2012/13-3	000NONPJ	matrix spike	3/12/2013	Nutrient	Ammonia as N	n/a	=	1.04	mg/L	EPA 350.1	0.048	0.1			QAX
2012/13-3	000NONPJ	matrix spike, rec	3/12/2013	Nutrient	Ammonia as N	n/a	=	104	%	EPA 350.1	-88	-88	90	110	QAX
2012/13-3	000NONPJ	matrix spike dup	3/12/2013	Nutrient	Ammonia as N	n/a	=	1.04	mg/L	EPA 350.1	0.048	0.1			QAX
2012/13-3	000NONPJ	matrix spike dup, rec	3/12/2013	Nutrient	Ammonia as N	n/a	=	104	%	EPA 350.1	-88	-88	90	110	QAX
2012/13-3	000NONPJ	matrix spike, RPD	3/12/2013	Nutrient	Ammonia as N	n/a	=	0	%	EPA 350.1	-88	-88	0	15	QAX
2012/13-3	Lab	method blank	3/12/2013	Nutrient	Ammonia as N	n/a	<	0.048	mg/L	EPA 350.1	0.048	0.1			
2012/13-3	Lab	LCS	3/12/2013	Nutrient	Ammonia as N	n/a	=	0.981	mg/L	EPA 350.1	0.048	0.1			
2012/13-3	Lab	LCS, rec	3/12/2013	Nutrient	Ammonia as N	n/a	=	98	%	EPA 350.1	-88	-88	90	110	
2012/13-3	ME-SCR	matrix spike	3/12/2013	Nutrient	Ammonia as N	n/a	=	1.03	mg/L	EPA 350.1	0.048	0.1			
2012/13-3	ME-SCR	matrix spike, rec	3/12/2013	Nutrient	Ammonia as N	n/a	=	103	%	EPA 350.1	-88	-88	90	110	
2012/13-3	ME-SCR	matrix spike dup	3/12/2013	Nutrient	Ammonia as N	n/a	=	1.01	mg/L	EPA 350.1	0.048	0.1			
2012/13-3	ME-SCR	matrix spike dup, rec	3/12/2013	Nutrient	Ammonia as N	n/a	=	101	%	EPA 350.1	-88	-88	90	110	
2012/13-3	ME-SCR	matrix spike, RPD	3/12/2013	Nutrient	Ammonia as N	n/a	=	2	%	EPA 350.1	-88	-88	0	15	
2012/13-3	000NONPJ	matrix spike	2/21/2013	Nutrient	Nitrate + Nitrite as N	n/a	=	2.07	mg/L	EPA 353.2	0.01	0.1			QAX
2012/13-3	000NONPJ	matrix spike, rec	2/21/2013	Nutrient	Nitrate + Nitrite as N	n/a	=	101	%	EPA 353.2	-88	-88	90	110	QAX
2012/13-3	000NONPJ	matrix spike dup	2/21/2013	Nutrient	Nitrate + Nitrite as N	n/a	=	2.04	mg/L	EPA 353.2	0.01	0.1			QAX
2012/13-3	000NONPJ	matrix spike dup, rec	2/21/2013	Nutrient	Nitrate + Nitrite as N	n/a	=	99	%	EPA 353.2	-88	-88	90	110	QAX

Appendix F
Laboratory QA/QC Analysis Results

Event ID	Site ID	QAQC Sample Type	Analysis Date	Classification	Constituent	Fraction	Sign	Result	Units	Method	MDL	RL	QA Limit		DQOComp
													Min	Max	
2012/13-3	000NONPJ	matrix spike, RPD	2/21/2013	Nutrient	Nitrate + Nitrite as N	n/a	=	2	%	EPA 353.2	-88	-88	0	20	QAX
2012/13-3	Lab	LCS	2/21/2013	Nutrient	Nitrate + Nitrite as N	n/a	=	0.908	mg/L	EPA 353.2	0.01	0.1			
2012/13-3	Lab	LCS, rec	2/21/2013	Nutrient	Nitrate + Nitrite as N	n/a	=	91	%	EPA 353.2	-88	-88	90	110	
2012/13-3	Lab	method blank	2/21/2013	Nutrient	Nitrate + Nitrite as N	n/a	<	0.01	mg/L	EPA 353.2	0.01	0.1			
2012/13-3	ME-SCR	matrix spike dup	2/21/2013	Nutrient	Nitrate + Nitrite as N	n/a	=	3.42	mg/L	EPA 353.2	0.01	0.1			
2012/13-3	ME-SCR	matrix spike dup, rec	2/21/2013	Nutrient	Nitrate + Nitrite as N	n/a	=	96	%	EPA 353.2	-88	-88	90	110	
2012/13-3	ME-SCR	matrix spike, RPD	2/21/2013	Nutrient	Nitrate + Nitrite as N	n/a	=	2	%	EPA 353.2	-88	-88	0	20	
2012/13-3	ME-SCR	matrix spike	2/21/2013	Nutrient	Nitrate + Nitrite as N	n/a	=	3.36	mg/L	EPA 353.2	0.01	0.1			
2012/13-3	ME-SCR	matrix spike, rec	2/21/2013	Nutrient	Nitrate + Nitrite as N	n/a	=	93	%	EPA 353.2	-88	-88	90	110	
2012/13-3	000NONPJ	matrix spike	2/21/2013	Nutrient	Nitrate as N	n/a	=	2.07	mg/L	EPA 353.2	0.041	0.1			QAX
2012/13-3	000NONPJ	matrix spike, rec	2/21/2013	Nutrient	Nitrate as N	n/a	=	101	%	EPA 353.2	-88	-88	90	110	QAX
2012/13-3	000NONPJ	matrix spike dup	2/21/2013	Nutrient	Nitrate as N	n/a	=	2.04	mg/L	EPA 353.2	0.041	0.1			QAX
2012/13-3	000NONPJ	matrix spike dup, rec	2/21/2013	Nutrient	Nitrate as N	n/a	=	99	%	EPA 353.2	-88	-88	90	110	QAX
2012/13-3	000NONPJ	matrix spike, RPD	2/21/2013	Nutrient	Nitrate as N	n/a	=	2	%	EPA 353.2	-88	-88	0	20	QAX
2012/13-3	Lab	LCS	2/21/2013	Nutrient	Nitrate as N	n/a	=	0.908	mg/L	EPA 353.2	0.041	0.1			
2012/13-3	Lab	LCS, rec	2/21/2013	Nutrient	Nitrate as N	n/a	=	91	%	EPA 353.2	-88	-88	90	110	
2012/13-3	Lab	method blank	2/21/2013	Nutrient	Nitrate as N	n/a	<	0.041	mg/L	EPA 353.2	0.041	0.1			
2012/13-3	000NONPJ	matrix spike	3/14/2013	Nutrient	Phosphorus as P	Dissolved	=	0.051	mg/L	EPA 365.1	0.0014	0.01			QAX
2012/13-3	000NONPJ	matrix spike, rec	3/14/2013	Nutrient	Phosphorus as P	Dissolved	=	98	%	EPA 365.1	-88	-88	90	110	QAX
2012/13-3	000NONPJ	matrix spike dup	3/14/2013	Nutrient	Phosphorus as P	Dissolved	=	0.052	mg/L	EPA 365.1	0.0014	0.01			QAX
2012/13-3	000NONPJ	matrix spike dup, rec	3/14/2013	Nutrient	Phosphorus as P	Dissolved	=	100	%	EPA 365.1	-88	-88	90	110	QAX
2012/13-3	000NONPJ	matrix spike, RPD	3/14/2013	Nutrient	Phosphorus as P	Dissolved	=	2	%	EPA 365.1	-88	-88	0	10	QAX
2012/13-3	Lab	method blank	3/14/2013	Nutrient	Phosphorus as P	Dissolved	<	0.0014	mg/L	EPA 365.1	0.0014	0.01			
2012/13-3	Lab	LCS	3/14/2013	Nutrient	Phosphorus as P	Dissolved	=	0.0525	mg/L	EPA 365.1	0.0014	0.01			
2012/13-3	Lab	LCS, rec	3/14/2013	Nutrient	Phosphorus as P	Dissolved	=	105	%	EPA 365.1	-88	-88			
2012/13-3	ME-SCR	matrix spike	3/14/2013	Nutrient	Phosphorus as P	Dissolved	=	0.0562	mg/L	EPA 365.1	0.0014	0.01			
2012/13-3	ME-SCR	matrix spike, rec	3/14/2013	Nutrient	Phosphorus as P	Dissolved	=	102	%	EPA 365.1	-88	-88	90	110	
2012/13-3	ME-SCR	matrix spike dup	3/14/2013	Nutrient	Phosphorus as P	Dissolved	=	0.0557	mg/L	EPA 365.1	0.0014	0.01			
2012/13-3	ME-SCR	matrix spike dup, rec	3/14/2013	Nutrient	Phosphorus as P	Dissolved	=	101	%	EPA 365.1	-88	-88	90	110	
2012/13-3	ME-SCR	matrix spike, RPD	3/14/2013	Nutrient	Phosphorus as P	Dissolved	=	0.9	%	EPA 365.1	-88	-88	0	10	
2012/13-3	000NONPJ	matrix spike	3/5/2013	Nutrient	Phosphorus as P	Total	=	0.177	mg/L	EPA 365.1	0.0014	0.01			QAX
2012/13-3	000NONPJ	matrix spike, rec	3/5/2013	Nutrient	Phosphorus as P	Total	=	104	%	EPA 365.1	-88	-88	90	110	QAX
2012/13-3	000NONPJ	matrix spike dup	3/5/2013	Nutrient	Phosphorus as P	Total	=	0.179	mg/L	EPA 365.1	0.0014	0.01			QAX
2012/13-3	000NONPJ	matrix spike dup, rec	3/5/2013	Nutrient	Phosphorus as P	Total	=	108	%	EPA 365.1	-88	-88	90	110	QAX
2012/13-3	000NONPJ	matrix spike, RPD	3/5/2013	Nutrient	Phosphorus as P	Total	=	1	%	EPA 365.1	-88	-88	0	10	QAX
2012/13-3	000NONPJ	matrix spike	3/14/2013	Nutrient	Phosphorus as P	Total	=	0.051	mg/L	EPA 365.1	0.0014	0.01			QAX
2012/13-3	000NONPJ	matrix spike, rec	3/14/2013	Nutrient	Phosphorus as P	Total	=	99	%	EPA 365.1	-88	-88	90	110	QAX
2012/13-3	000NONPJ	matrix spike dup	3/14/2013	Nutrient	Phosphorus as P	Total	=	0.0509	mg/L	EPA 365.1	0.0014	0.01			QAX
2012/13-3	000NONPJ	matrix spike dup, rec	3/14/2013	Nutrient	Phosphorus as P	Total	=	99	%	EPA 365.1	-88	-88	90	110	QAX
2012/13-3	000NONPJ	matrix spike, RPD	3/14/2013	Nutrient	Phosphorus as P	Total	=	0.2	%	EPA 365.1	-88	-88	0	10	QAX
2012/13-3	000NONPJ	matrix spike	3/14/2013	Nutrient	Phosphorus as P	Total	=	0.0603	mg/L	EPA 365.1	0.0014	0.01			QAX
2012/13-3	000NONPJ	matrix spike, rec	3/14/2013	Nutrient	Phosphorus as P	Total	=	102	%	EPA 365.1	-88	-88	90	110	QAX
2012/13-3	000NONPJ	matrix spike dup	3/14/2013	Nutrient	Phosphorus as P	Total	=	0.0602	mg/L	EPA 365.1	0.0014	0.01			QAX
2012/13-3	000NONPJ	matrix spike dup, rec	3/14/2013	Nutrient	Phosphorus as P	Total	=	102	%	EPA 365.1	-88	-88	90	110	QAX
2012/13-3	000NONPJ	matrix spike, RPD	3/14/2013	Nutrient	Phosphorus as P	Total	=	0.2	%	EPA 365.1	-88	-88	0	10	QAX
2012/13-3	Lab	method blank	3/5/2013	Nutrient	Phosphorus as P	Total	<	0.0014	mg/L	EPA 365.1	0.0014	0.01			
2012/13-3	Lab	LCS	3/5/2013	Nutrient	Phosphorus as P	Total	=	0.0517	mg/L	EPA 365.1	0.0014	0.01			

Appendix F
Laboratory QA/QC Analysis Results

Event ID	Site ID	QAQC Sample Type	Analysis Date	Classification	Constituent	Fraction	Sign	Result	Units	Method	MDL	RL	QA Limit		DQOComp
													Min	Max	
2012/13-3	Lab	LCS, rec	3/5/2013	Nutrient	Phosphorus as P	Total	=	103	%	EPA 365.1	-88	-88	90	110	
2012/13-3	Lab	method blank	3/14/2013	Nutrient	Phosphorus as P	Total	<	0.0014	mg/L	EPA 365.1	0.0014	0.01			
2012/13-3	Lab	LCS	3/14/2013	Nutrient	Phosphorus as P	Total	=	0.0518	mg/L	EPA 365.1	0.0014	0.01			
2012/13-3	Lab	LCS, rec	3/14/2013	Nutrient	Phosphorus as P	Total	=	104	%	EPA 365.1	-88	-88	90	110	
2012/13-3	ME-SCR	matrix spike	3/5/2013	Nutrient	Phosphorus as P	Total	=	0.102	mg/L	EPA 365.1	0.0014	0.01			DB,GB
2012/13-3	ME-SCR	matrix spike, rec	3/5/2013	Nutrient	Phosphorus as P	Total	=	111	%	EPA 365.1	-88	-88	90	110	DB,GB
2012/13-3	ME-SCR	matrix spike dup	3/5/2013	Nutrient	Phosphorus as P	Total	=	0.103	mg/L	EPA 365.1	0.0014	0.01			DB,GB
2012/13-3	ME-SCR	matrix spike dup, rec	3/5/2013	Nutrient	Phosphorus as P	Total	=	113	%	EPA 365.1	-88	-88	90	110	DB,GB
2012/13-3	ME-SCR	matrix spike, RPD	3/5/2013	Nutrient	Phosphorus as P	Total	=	1	%	EPA 365.1	-88	-88	0	10	
2012/13-3	000NONPJ	matrix spike	3/12/2013	Nutrient	TKN	n/a	=	1.09	mg/L	EPA 351.2	0.074	0.1			QAX
2012/13-3	000NONPJ	matrix spike, rec	3/12/2013	Nutrient	TKN	n/a	=	109	%	EPA 351.2	-88	-88	90	110	QAX
2012/13-3	000NONPJ	matrix spike dup	3/12/2013	Nutrient	TKN	n/a	=	1.1	mg/L	EPA 351.2	0.074	0.1			QAX
2012/13-3	000NONPJ	matrix spike dup, rec	3/12/2013	Nutrient	TKN	n/a	=	110	%	EPA 351.2	-88	-88	90	110	QAX
2012/13-3	000NONPJ	matrix spike, RPD	3/12/2013	Nutrient	TKN	n/a	=	1	%	EPA 351.2	-88	-88	0	15	QAX
2012/13-3	Lab	method blank	3/12/2013	Nutrient	TKN	n/a	<	0.074	mg/L	EPA 351.2	0.074	0.1			
2012/13-3	Lab	LCS	3/12/2013	Nutrient	TKN	n/a	=	0.97	mg/L	EPA 351.2	0.074	0.1			
2012/13-3	Lab	LCS, rec	3/12/2013	Nutrient	TKN	n/a	=	97	%	EPA 351.2	-88	-88	90	110	
2012/13-3	ME-SCR	matrix spike	3/12/2013	Nutrient	TKN	n/a	=	1.29	mg/L	EPA 351.2	0.074	0.1			
2012/13-3	ME-SCR	matrix spike, rec	3/12/2013	Nutrient	TKN	n/a	=	106	%	EPA 351.2	-88	-88	90	110	
2012/13-3	ME-SCR	matrix spike dup	3/12/2013	Nutrient	TKN	n/a	=	1.18	mg/L	EPA 351.2	0.074	0.1			
2012/13-3	ME-SCR	matrix spike dup, rec	3/12/2013	Nutrient	TKN	n/a	=	95	%	EPA 351.2	-88	-88	90	110	
2012/13-3	ME-SCR	matrix spike, RPD	3/12/2013	Nutrient	TKN	n/a	=	9	%	EPA 351.2	-88	-88	0	15	
2012/13-3	Lab	method blank	3/6/2013	Organic	1,2,4-Trichlorobenzene	n/a	<	0.55	µg/L	EPA 625	0.55	1			
2012/13-3	Lab	LCS	3/6/2013	Organic	1,2,4-Trichlorobenzene	n/a	=	28.4	µg/L	EPA 625	0.55	1			
2012/13-3	Lab	LCS, rec	3/6/2013	Organic	1,2,4-Trichlorobenzene	n/a	=	57	%	EPA 625	-88	-88	44	142	
2012/13-3	ME-CC	matrix spike	3/6/2013	Organic	1,2,4-Trichlorobenzene	n/a	=	10.5	µg/L	EPA 625	0.55	1			GB
2012/13-3	ME-CC	matrix spike, rec	3/6/2013	Organic	1,2,4-Trichlorobenzene	n/a	=	21	%	EPA 625	-88	-88	44	142	GB
2012/13-3	ME-CC	matrix spike dup	3/6/2013	Organic	1,2,4-Trichlorobenzene	n/a	=	11	µg/L	EPA 625	0.55	1			GB
2012/13-3	ME-CC	matrix spike dup, rec	3/6/2013	Organic	1,2,4-Trichlorobenzene	n/a	=	22	%	EPA 625	-88	-88	44	142	GB
2012/13-3	ME-CC	matrix spike, RPD	3/6/2013	Organic	1,2,4-Trichlorobenzene	n/a	=	4	%	EPA 625	-88	-88	0	30	
2012/13-3	Lab	method blank	3/6/2013	Organic	1,2-Dichlorobenzene	n/a	<	0.57	µg/L	EPA 625	0.57	1			
2012/13-3	Lab	LCS	3/6/2013	Organic	1,2-Dichlorobenzene	n/a	=	27.6	µg/L	EPA 625	0.57	1			
2012/13-3	Lab	LCS, rec	3/6/2013	Organic	1,2-Dichlorobenzene	n/a	=	55	%	EPA 625	-88	-88	32	129	
2012/13-3	ME-CC	matrix spike	3/6/2013	Organic	1,2-Dichlorobenzene	n/a	=	12.1	µg/L	EPA 625	0.57	1			GB
2012/13-3	ME-CC	matrix spike, rec	3/6/2013	Organic	1,2-Dichlorobenzene	n/a	=	24	%	EPA 625	-88	-88	32	129	GB
2012/13-3	ME-CC	matrix spike dup	3/6/2013	Organic	1,2-Dichlorobenzene	n/a	=	11.7	µg/L	EPA 625	0.57	1			GB
2012/13-3	ME-CC	matrix spike dup, rec	3/6/2013	Organic	1,2-Dichlorobenzene	n/a	=	23	%	EPA 625	-88	-88	32	129	GB
2012/13-3	ME-CC	matrix spike, RPD	3/6/2013	Organic	1,2-Dichlorobenzene	n/a	=	3	%	EPA 625	-88	-88	0	30	
2012/13-3	Lab	srgt LCS dup	2/27/2013	Organic	1,2-Dichlorobenzene-d4	n/a	=	9.49	µg/L	EPA 524.2	-88	-88			
2012/13-3	Lab	srgt LCS dup, rec	2/27/2013	Organic	1,2-Dichlorobenzene-d4	n/a	=	95	%	EPA 524.2	-88	-88	70	130	
2012/13-3	Lab	srgt LCS	2/27/2013	Organic	1,2-Dichlorobenzene-d4	n/a	=	9.17	µg/L	EPA 524.2	-88	-88			
2012/13-3	Lab	srgt LCS, rec	2/27/2013	Organic	1,2-Dichlorobenzene-d4	n/a	=	92	%	EPA 524.2	-88	-88	70	130	
2012/13-3	Lab	srgt method blank	2/27/2013	Organic	1,2-Dichlorobenzene-d4	n/a	=	8.16	µg/L	EPA 524.2	-88	-88			
2012/13-3	Lab	srgt method blank, rec	2/27/2013	Organic	1,2-Dichlorobenzene-d4	n/a	=	82	%	EPA 524.2	-88	-88	70	130	
2012/13-3	ME-CC	srgt environ	2/27/2013	Organic	1,2-Dichlorobenzene-d4	n/a	=	8.44	µg/L	EPA 524.2	-88	-88			
2012/13-3	ME-CC	srgt environ, rec	2/27/2013	Organic	1,2-Dichlorobenzene-d4	n/a	=	84	%	EPA 524.2	-88	-88	70	130	
2012/13-3	ME-SCR	srgt environ	2/27/2013	Organic	1,2-Dichlorobenzene-d4	n/a	=	8.51	µg/L	EPA 524.2	-88	-88			

Appendix F
Laboratory QA/QC Analysis Results

Event ID	Site ID	QAQC Sample Type	Analysis Date	Classification	Constituent	Fraction	Sign	Result	Units	Method	MDL	RL	QA Limit		DQOComp
													Min	Max	
2012/13-3	ME-SCR	srgt environ, rec	2/27/2013	Organic	1,2-Dichlorobenzene-d4	n/a	=	85	%	EPA 524.2	-88	-88	70	130	
2012/13-3	MO-CAM	srgt environ	2/28/2013	Organic	1,2-Dichlorobenzene-d4	n/a	=	9.2	µg/L	EPA 524.2	-88	-88			
2012/13-3	MO-CAM	srgt environ, rec	2/28/2013	Organic	1,2-Dichlorobenzene-d4	n/a	=	92	%	EPA 524.2	-88	-88	70	130	
2012/13-3	MO-FIL	srgt environ	2/28/2013	Organic	1,2-Dichlorobenzene-d4	n/a	=	8.41	µg/L	EPA 524.2	-88	-88			
2012/13-3	MO-FIL	srgt environ, rec	2/28/2013	Organic	1,2-Dichlorobenzene-d4	n/a	=	84	%	EPA 524.2	-88	-88	70	130	
2012/13-3	MO-HUE	srgt environ	2/28/2013	Organic	1,2-Dichlorobenzene-d4	n/a	=	9.18	µg/L	EPA 524.2	-88	-88			
2012/13-3	MO-HUE	srgt environ, rec	2/28/2013	Organic	1,2-Dichlorobenzene-d4	n/a	=	92	%	EPA 524.2	-88	-88	70	130	
2012/13-3	MO-OXN	srgt environ	2/28/2013	Organic	1,2-Dichlorobenzene-d4	n/a	=	8.4	µg/L	EPA 524.2	-88	-88			
2012/13-3	MO-OXN	srgt environ, rec	2/28/2013	Organic	1,2-Dichlorobenzene-d4	n/a	=	84	%	EPA 524.2	-88	-88	70	130	
2012/13-3	MO-SIM	srgt environ	2/28/2013	Organic	1,2-Dichlorobenzene-d4	n/a	=	9.3	µg/L	EPA 524.2	-88	-88			
2012/13-3	MO-SIM	srgt environ, rec	2/28/2013	Organic	1,2-Dichlorobenzene-d4	n/a	=	93	%	EPA 524.2	-88	-88	70	130	
2012/13-3	MO-SPA	srgt environ	2/28/2013	Organic	1,2-Dichlorobenzene-d4	n/a	=	9.78	µg/L	EPA 524.2	-88	-88			
2012/13-3	MO-SPA	srgt environ, rec	2/28/2013	Organic	1,2-Dichlorobenzene-d4	n/a	=	98	%	EPA 524.2	-88	-88	70	130	
2012/13-3	MO-THO	srgt environ	2/28/2013	Organic	1,2-Dichlorobenzene-d4	n/a	=	9.06	µg/L	EPA 524.2	-88	-88			
2012/13-3	MO-THO	srgt environ, rec	2/28/2013	Organic	1,2-Dichlorobenzene-d4	n/a	=	91	%	EPA 524.2	-88	-88	70	130	
2012/13-3	MO-VEN	srgt field blank	2/28/2013	Organic	1,2-Dichlorobenzene-d4	n/a	=	8.72	µg/L	EPA 524.2	-88	-88			
2012/13-3	MO-VEN	srgt field blank, rec	2/28/2013	Organic	1,2-Dichlorobenzene-d4	n/a	=	87	%	EPA 524.2	-88	-88			
2012/13-3	MO-VEN	srgt environ	2/28/2013	Organic	1,2-Dichlorobenzene-d4	n/a	=	9.71	µg/L	EPA 524.2	-88	-88			
2012/13-3	MO-VEN	srgt environ, rec	2/28/2013	Organic	1,2-Dichlorobenzene-d4	n/a	=	97	%	EPA 524.2	-88	-88	70	130	
2012/13-3	Lab	method blank	3/6/2013	Organic	1,2-Diphenylhydrazine	n/a	<	0.25	µg/L	EPA 625	0.25	1			
2012/13-3	Lab	method blank	3/6/2013	Organic	1,3-Dichlorobenzene	n/a	<	0.53	µg/L	EPA 625	0.53	1			
2012/13-3	Lab	LCS	3/6/2013	Organic	1,3-Dichlorobenzene	n/a	=	26	µg/L	EPA 625	0.53	1			
2012/13-3	Lab	LCS, rec	3/6/2013	Organic	1,3-Dichlorobenzene	n/a	=	52	%	EPA 625	-88	-88	0.1	172	
2012/13-3	ME-CC	matrix spike	3/6/2013	Organic	1,3-Dichlorobenzene	n/a	=	10.4	µg/L	EPA 625	0.53	1			
2012/13-3	ME-CC	matrix spike, rec	3/6/2013	Organic	1,3-Dichlorobenzene	n/a	=	21	%	EPA 625	-88	-88	0.1	172	
2012/13-3	ME-CC	matrix spike dup	3/6/2013	Organic	1,3-Dichlorobenzene	n/a	=	11.3	µg/L	EPA 625	0.53	1			
2012/13-3	ME-CC	matrix spike dup, rec	3/6/2013	Organic	1,3-Dichlorobenzene	n/a	=	23	%	EPA 625	-88	-88	0.1	172	
2012/13-3	ME-CC	matrix spike, RPD	3/6/2013	Organic	1,3-Dichlorobenzene	n/a	=	8	%	EPA 625	-88	-88	0	30	
2012/13-3	Lab	srgt method blank	3/13/2013	Organic	1,3-Dimethyl-2-nitrobenzene	n/a	=	0.474	µg/L	EPA 525.2	-88	-88			
2012/13-3	Lab	srgt method blank, rec	3/13/2013	Organic	1,3-Dimethyl-2-nitrobenzene	n/a	=	95	%	EPA 525.2	-88	-88	73	136	
2012/13-3	Lab	srgt LCS	3/13/2013	Organic	1,3-Dimethyl-2-nitrobenzene	n/a	=	0.504	µg/L	EPA 525.2	-88	-88			
2012/13-3	Lab	srgt LCS, rec	3/13/2013	Organic	1,3-Dimethyl-2-nitrobenzene	n/a	=	101	%	EPA 525.2	-88	-88	73	136	
2012/13-3	Lab	srgt method blank	3/14/2013	Organic	1,3-Dimethyl-2-nitrobenzene	n/a	=	5.08	µg/L	EPA 525.2	-88	-88			
2012/13-3	Lab	srgt method blank, rec	3/14/2013	Organic	1,3-Dimethyl-2-nitrobenzene	n/a	=	102	%	EPA 525.2	-88	-88	73	136	
2012/13-3	Lab	srgt LCS	3/14/2013	Organic	1,3-Dimethyl-2-nitrobenzene	n/a	=	5.01	µg/L	EPA 525.2	-88	-88			
2012/13-3	Lab	srgt LCS, rec	3/14/2013	Organic	1,3-Dimethyl-2-nitrobenzene	n/a	=	100	%	EPA 525.2	-88	-88	73	136	
2012/13-3	Lab	srgt method blank	3/15/2013	Organic	1,3-Dimethyl-2-nitrobenzene	n/a	=	0.487	µg/L	EPA 525.2	-88	-88			
2012/13-3	Lab	srgt method blank, rec	3/15/2013	Organic	1,3-Dimethyl-2-nitrobenzene	n/a	=	97	%	EPA 525.2	-88	-88	73	136	
2012/13-3	Lab	srgt LCS	3/15/2013	Organic	1,3-Dimethyl-2-nitrobenzene	n/a	=	0.529	µg/L	EPA 525.2	-88	-88			
2012/13-3	Lab	srgt LCS, rec	3/15/2013	Organic	1,3-Dimethyl-2-nitrobenzene	n/a	=	106	%	EPA 525.2	-88	-88	73	136	
2012/13-3	ME-CC	srgt environ	3/15/2013	Organic	1,3-Dimethyl-2-nitrobenzene	n/a	=	5.47	µg/L	EPA 525.2	-88	-88			
2012/13-3	ME-CC	srgt environ, rec	3/15/2013	Organic	1,3-Dimethyl-2-nitrobenzene	n/a	=	104	%	EPA 525.2	-88	-88	73	136	
2012/13-3	ME-CC	srgt environ	3/15/2013	Organic	1,3-Dimethyl-2-nitrobenzene	n/a	=	0.496	µg/L	EPA 525.2	-88	-88			
2012/13-3	ME-CC	srgt environ, rec	3/15/2013	Organic	1,3-Dimethyl-2-nitrobenzene	n/a	=	99	%	EPA 525.2	-88	-88	73	136	
2012/13-3	ME-SCR	srgt environ	3/14/2013	Organic	1,3-Dimethyl-2-nitrobenzene	n/a	=	5.09	µg/L	EPA 525.2	-88	-88			
2012/13-3	ME-SCR	srgt environ, rec	3/14/2013	Organic	1,3-Dimethyl-2-nitrobenzene	n/a	=	102	%	EPA 525.2	-88	-88	73	136	
2012/13-3	ME-SCR	srgt matrix spike dup	3/15/2013	Organic	1,3-Dimethyl-2-nitrobenzene	n/a	=	0.505	µg/L	EPA 525.2	-88	-88			

Appendix F
Laboratory QA/QC Analysis Results

Event ID	Site ID	QAQC Sample Type	Analysis Date	Classification	Constituent	Fraction	Sign	Result	Units	Method	MDL	RL	QA Limit		DQOComp
													Min	Max	
2012/13-3	ME-SCR	srgt matrix spike dup, rec	3/15/2013	Organic	1,3-Dimethyl-2-nitrobenzene	n/a	=	101	%	EPA 525.2	-88	-88	73	136	
2012/13-3	ME-SCR	srgt matrix spike	3/15/2013	Organic	1,3-Dimethyl-2-nitrobenzene	n/a	=	0.494	µg/L	EPA 525.2	-88	-88			
2012/13-3	ME-SCR	srgt matrix spike, rec	3/15/2013	Organic	1,3-Dimethyl-2-nitrobenzene	n/a	=	99	%	EPA 525.2	-88	-88	73	136	
2012/13-3	ME-SCR	srgt environ	3/15/2013	Organic	1,3-Dimethyl-2-nitrobenzene	n/a	=	0.521	µg/L	EPA 525.2	-88	-88			
2012/13-3	ME-SCR	srgt environ, rec	3/15/2013	Organic	1,3-Dimethyl-2-nitrobenzene	n/a	=	104	%	EPA 525.2	-88	-88	73	136	
2012/13-3	MO-CAM	srgt environ	3/15/2013	Organic	1,3-Dimethyl-2-nitrobenzene	n/a	=	4.02	µg/L	EPA 525.2	-88	-88			
2012/13-3	MO-CAM	srgt environ, rec	3/15/2013	Organic	1,3-Dimethyl-2-nitrobenzene	n/a	=	80	%	EPA 525.2	-88	-88	73	136	
2012/13-3	MO-CAM	srgt environ	3/15/2013	Organic	1,3-Dimethyl-2-nitrobenzene	n/a	=	0.544	µg/L	EPA 525.2	-88	-88			
2012/13-3	MO-CAM	srgt environ, rec	3/15/2013	Organic	1,3-Dimethyl-2-nitrobenzene	n/a	=	109	%	EPA 525.2	-88	-88	73	136	
2012/13-3	MO-FIL	srgt environ	3/13/2013	Organic	1,3-Dimethyl-2-nitrobenzene	n/a	=	0.508	µg/L	EPA 525.2	-88	-88			
2012/13-3	MO-FIL	srgt environ, rec	3/13/2013	Organic	1,3-Dimethyl-2-nitrobenzene	n/a	=	102	%	EPA 525.2	-88	-88	73	136	
2012/13-3	MO-FIL	srgt environ	3/15/2013	Organic	1,3-Dimethyl-2-nitrobenzene	n/a	=	5.03	µg/L	EPA 525.2	-88	-88			
2012/13-3	MO-FIL	srgt environ, rec	3/15/2013	Organic	1,3-Dimethyl-2-nitrobenzene	n/a	=	101	%	EPA 525.2	-88	-88	73	136	
2012/13-3	MO-HUE	srgt environ	3/13/2013	Organic	1,3-Dimethyl-2-nitrobenzene	n/a	=	0.498	µg/L	EPA 525.2	-88	-88			
2012/13-3	MO-HUE	srgt environ, rec	3/13/2013	Organic	1,3-Dimethyl-2-nitrobenzene	n/a	=	100	%	EPA 525.2	-88	-88	73	136	
2012/13-3	MO-HUE	srgt matrix spike	3/14/2013	Organic	1,3-Dimethyl-2-nitrobenzene	n/a	=	5.73	µg/L	EPA 525.2	-88	-88			
2012/13-3	MO-HUE	srgt matrix spike, rec	3/14/2013	Organic	1,3-Dimethyl-2-nitrobenzene	n/a	=	115	%	EPA 525.2	-88	-88	73	136	
2012/13-3	MO-HUE	srgt matrix spike dup	3/14/2013	Organic	1,3-Dimethyl-2-nitrobenzene	n/a	=	6.37	µg/L	EPA 525.2	-88	-88			
2012/13-3	MO-HUE	srgt matrix spike dup, rec	3/14/2013	Organic	1,3-Dimethyl-2-nitrobenzene	n/a	=	127	%	EPA 525.2	-88	-88	73	136	
2012/13-3	MO-HUE	srgt environ	3/15/2013	Organic	1,3-Dimethyl-2-nitrobenzene	n/a	=	6.63	µg/L	EPA 525.2	-88	-88			
2012/13-3	MO-HUE	srgt environ, rec	3/15/2013	Organic	1,3-Dimethyl-2-nitrobenzene	n/a	=	133	%	EPA 525.2	-88	-88	73	136	
2012/13-3	MO-OXN	srgt environ	3/13/2013	Organic	1,3-Dimethyl-2-nitrobenzene	n/a	=	0.535	µg/L	EPA 525.2	-88	-88			
2012/13-3	MO-OXN	srgt environ, rec	3/13/2013	Organic	1,3-Dimethyl-2-nitrobenzene	n/a	=	107	%	EPA 525.2	-88	-88	73	136	
2012/13-3	MO-OXN	srgt environ	3/15/2013	Organic	1,3-Dimethyl-2-nitrobenzene	n/a	=	4.87	µg/L	EPA 525.2	-88	-88			
2012/13-3	MO-OXN	srgt environ, rec	3/15/2013	Organic	1,3-Dimethyl-2-nitrobenzene	n/a	=	97	%	EPA 525.2	-88	-88	73	136	
2012/13-3	MO-SIM	srgt matrix spike dup	3/13/2013	Organic	1,3-Dimethyl-2-nitrobenzene	n/a	=	0.502	µg/L	EPA 525.2	-88	-88			
2012/13-3	MO-SIM	srgt matrix spike dup, rec	3/13/2013	Organic	1,3-Dimethyl-2-nitrobenzene	n/a	=	100	%	EPA 525.2	-88	-88	73	136	
2012/13-3	MO-SIM	srgt matrix spike	3/13/2013	Organic	1,3-Dimethyl-2-nitrobenzene	n/a	=	0.537	µg/L	EPA 525.2	-88	-88			
2012/13-3	MO-SIM	srgt matrix spike, rec	3/13/2013	Organic	1,3-Dimethyl-2-nitrobenzene	n/a	=	107	%	EPA 525.2	-88	-88	73	136	
2012/13-3	MO-SIM	srgt environ	3/13/2013	Organic	1,3-Dimethyl-2-nitrobenzene	n/a	=	0.509	µg/L	EPA 525.2	-88	-88			
2012/13-3	MO-SIM	srgt environ, rec	3/13/2013	Organic	1,3-Dimethyl-2-nitrobenzene	n/a	=	102	%	EPA 525.2	-88	-88	73	136	
2012/13-3	MO-SIM	srgt environ	3/15/2013	Organic	1,3-Dimethyl-2-nitrobenzene	n/a	=	5.08	µg/L	EPA 525.2	-88	-88			
2012/13-3	MO-SIM	srgt environ, rec	3/15/2013	Organic	1,3-Dimethyl-2-nitrobenzene	n/a	=	102	%	EPA 525.2	-88	-88	73	136	
2012/13-3	MO-SPA	srgt environ	3/15/2013	Organic	1,3-Dimethyl-2-nitrobenzene	n/a	=	6.26	µg/L	EPA 525.2	-88	-88			
2012/13-3	MO-SPA	srgt environ, rec	3/15/2013	Organic	1,3-Dimethyl-2-nitrobenzene	n/a	=	106	%	EPA 525.2	-88	-88	73	136	
2012/13-3	MO-THO	srgt environ	3/13/2013	Organic	1,3-Dimethyl-2-nitrobenzene	n/a	=	0.511	µg/L	EPA 525.2	-88	-88			
2012/13-3	MO-THO	srgt environ, rec	3/13/2013	Organic	1,3-Dimethyl-2-nitrobenzene	n/a	=	102	%	EPA 525.2	-88	-88	73	136	
2012/13-3	MO-THO	srgt environ	3/15/2013	Organic	1,3-Dimethyl-2-nitrobenzene	n/a	=	5.09	µg/L	EPA 525.2	-88	-88			
2012/13-3	MO-THO	srgt environ, rec	3/15/2013	Organic	1,3-Dimethyl-2-nitrobenzene	n/a	=	102	%	EPA 525.2	-88	-88	73	136	
2012/13-3	MO-VEN	srgt environ	3/15/2013	Organic	1,3-Dimethyl-2-nitrobenzene	n/a	=	5.32	µg/L	EPA 525.2	-88	-88			
2012/13-3	MO-VEN	srgt environ, rec	3/15/2013	Organic	1,3-Dimethyl-2-nitrobenzene	n/a	=	106	%	EPA 525.2	-88	-88	73	136	
2012/13-3	MO-VEN	srgt environ	3/15/2013	Organic	1,3-Dimethyl-2-nitrobenzene	n/a	=	0.532	µg/L	EPA 525.2	-88	-88			
2012/13-3	MO-VEN	srgt environ, rec	3/15/2013	Organic	1,3-Dimethyl-2-nitrobenzene	n/a	=	106	%	EPA 525.2	-88	-88	73	136	
2012/13-3	Lab	method blank	3/6/2013	Organic	1,4-Dichlorobenzene	n/a	<	0.55	µg/L	EPA 625	0.55	1			
2012/13-3	Lab	LCS	3/6/2013	Organic	1,4-Dichlorobenzene	n/a	=	27.6	µg/L	EPA 625	0.55	1			
2012/13-3	Lab	LCS, rec	3/6/2013	Organic	1,4-Dichlorobenzene	n/a	=	55	%	EPA 625	-88	-88	20	124	
2012/13-3	ME-CC	matrix spike	3/6/2013	Organic	1,4-Dichlorobenzene	n/a	=	11.1	µg/L	EPA 625	0.55	1			

Appendix F
Laboratory QA/QC Analysis Results

Event ID	Site ID	QAQC Sample Type	Analysis Date	Classification	Constituent	Fraction	Sign	Result	Units	Method	MDL	RL	QA Limit		DQOComp
													Min	Max	
2012/13-3	ME-CC	matrix spike, rec	3/6/2013	Organic	1,4-Dichlorobenzene	n/a	=	22	%	EPA 625	-88	-88	20	124	
2012/13-3	ME-CC	matrix spike dup	3/6/2013	Organic	1,4-Dichlorobenzene	n/a	=	11.5	µg/L	EPA 625	0.55	1			
2012/13-3	ME-CC	matrix spike dup, rec	3/6/2013	Organic	1,4-Dichlorobenzene	n/a	=	23	%	EPA 625	-88	-88	20	124	
2012/13-3	ME-CC	matrix spike, RPD	3/6/2013	Organic	1,4-Dichlorobenzene	n/a	=	4	%	EPA 625	-88	-88	0	30	
2012/13-3	Lab	method blank	3/21/2013	Organic	1-Methylnaphthalene	n/a	<	0.1	µg/L	EPA 8270Cm	0.1	0.1			
2012/13-3	Lab	method blank	3/20/2013	Organic	2,4,5-Trichlorophenol	n/a	<	0.29	µg/L	EPA 8270Cm	0.29	1			
2012/13-3	000NONPJ	srgt matrix spike	3/20/2013	Organic	2,4,6-Tribromophenol	n/a	=	6.11	µg/L	EPA 8270Cm	-88	-88			QAX
2012/13-3	000NONPJ	srgt matrix spike, rec	3/20/2013	Organic	2,4,6-Tribromophenol	n/a	=	61	%	EPA 8270Cm	-88	-88	44	115	QAX
2012/13-3	000NONPJ	srgt matrix spike dup	3/20/2013	Organic	2,4,6-Tribromophenol	n/a	=	6.66	µg/L	EPA 8270Cm	-88	-88			QAX
2012/13-3	000NONPJ	srgt matrix spike dup, rec	3/20/2013	Organic	2,4,6-Tribromophenol	n/a	=	67	%	EPA 8270Cm	-88	-88	44	115	QAX
2012/13-3	Lab	srgt method blank	3/6/2013	Organic	2,4,6-Tribromophenol	n/a	=	55.4	µg/L	EPA 625	-88	-88			
2012/13-3	Lab	srgt method blank, rec	3/6/2013	Organic	2,4,6-Tribromophenol	n/a	=	55	%	EPA 625	-88	-88	0.1	157	
2012/13-3	Lab	srgt LCS	3/6/2013	Organic	2,4,6-Tribromophenol	n/a	=	66.3	µg/L	EPA 625	-88	-88			
2012/13-3	Lab	srgt LCS, rec	3/6/2013	Organic	2,4,6-Tribromophenol	n/a	=	66	%	EPA 625	-88	-88	0.1	157	
2012/13-3	Lab	srgt method blank	3/20/2013	Organic	2,4,6-Tribromophenol	n/a	=	3.14	µg/L	EPA 8270Cm	-88	-88			GN
2012/13-3	Lab	srgt method blank, rec	3/20/2013	Organic	2,4,6-Tribromophenol	n/a	=	31	%	EPA 8270Cm	-88	-88	44	115	GN
2012/13-3	Lab	srgt LCS	3/20/2013	Organic	2,4,6-Tribromophenol	n/a	=	6.21	µg/L	EPA 8270Cm	-88	-88			
2012/13-3	Lab	srgt LCS, rec	3/20/2013	Organic	2,4,6-Tribromophenol	n/a	=	62	%	EPA 8270Cm	-88	-88	44	115	
2012/13-3	ME-CC	srgt matrix spike	3/6/2013	Organic	2,4,6-Tribromophenol	n/a	=	29.2	µg/L	EPA 625	-88	-88			
2012/13-3	ME-CC	srgt matrix spike, rec	3/6/2013	Organic	2,4,6-Tribromophenol	n/a	=	29	%	EPA 625	-88	-88	0.1	157	
2012/13-3	ME-CC	srgt matrix spike dup	3/6/2013	Organic	2,4,6-Tribromophenol	n/a	=	29.4	µg/L	EPA 625	-88	-88			
2012/13-3	ME-CC	srgt matrix spike dup, rec	3/6/2013	Organic	2,4,6-Tribromophenol	n/a	=	29	%	EPA 625	-88	-88	0.1	157	
2012/13-3	ME-CC	srgt environ	3/6/2013	Organic	2,4,6-Tribromophenol	n/a	=	48.7	µg/L	EPA 625	-88	-88			
2012/13-3	ME-CC	srgt environ, rec	3/6/2013	Organic	2,4,6-Tribromophenol	n/a	=	49	%	EPA 625	-88	-88	0.1	157	
2012/13-3	ME-CC	srgt environ	3/20/2013	Organic	2,4,6-Tribromophenol	n/a	=	5.26	µg/L	EPA 8270Cm	-88	-88			
2012/13-3	ME-CC	srgt environ, rec	3/20/2013	Organic	2,4,6-Tribromophenol	n/a	=	53	%	EPA 8270Cm	-88	-88	44	115	
2012/13-3	ME-SCR	srgt environ	3/6/2013	Organic	2,4,6-Tribromophenol	n/a	=	65.3	µg/L	EPA 625	-88	-88			
2012/13-3	ME-SCR	srgt environ, rec	3/6/2013	Organic	2,4,6-Tribromophenol	n/a	=	65	%	EPA 625	-88	-88	0.1	157	
2012/13-3	ME-SCR	srgt environ	3/20/2013	Organic	2,4,6-Tribromophenol	n/a	=	3.84	µg/L	EPA 8270Cm	-88	-88			GN
2012/13-3	ME-SCR	srgt environ, rec	3/20/2013	Organic	2,4,6-Tribromophenol	n/a	=	38	%	EPA 8270Cm	-88	-88	44	115	GN
2012/13-3	MO-CAM	srgt environ	3/6/2013	Organic	2,4,6-Tribromophenol	n/a	=	42.3	µg/L	EPA 625	-88	-88			D
2012/13-3	MO-CAM	srgt environ, rec	3/6/2013	Organic	2,4,6-Tribromophenol	n/a	=	42	%	EPA 625	-88	-88	0.1	157	D
2012/13-3	MO-CAM	srgt environ	3/20/2013	Organic	2,4,6-Tribromophenol	n/a	=	9	µg/L	EPA 8270Cm	-88	-88			D
2012/13-3	MO-CAM	srgt environ, rec	3/20/2013	Organic	2,4,6-Tribromophenol	n/a	=	90	%	EPA 8270Cm	-88	-88	44	115	D
2012/13-3	MO-FIL	srgt environ	3/6/2013	Organic	2,4,6-Tribromophenol	n/a	=	56.1	µg/L	EPA 625	-88	-88			
2012/13-3	MO-FIL	srgt environ, rec	3/6/2013	Organic	2,4,6-Tribromophenol	n/a	=	56	%	EPA 625	-88	-88	0.1	157	
2012/13-3	MO-FIL	srgt environ	3/20/2013	Organic	2,4,6-Tribromophenol	n/a	=	6.24	µg/L	EPA 8270Cm	-88	-88			
2012/13-3	MO-FIL	srgt environ, rec	3/20/2013	Organic	2,4,6-Tribromophenol	n/a	=	62	%	EPA 8270Cm	-88	-88	44	115	
2012/13-3	MO-HUE	srgt environ	3/7/2013	Organic	2,4,6-Tribromophenol	n/a	=	62.6	µg/L	EPA 625	-88	-88			
2012/13-3	MO-HUE	srgt environ, rec	3/7/2013	Organic	2,4,6-Tribromophenol	n/a	=	63	%	EPA 625	-88	-88	0.1	157	
2012/13-3	MO-HUE	srgt environ	3/21/2013	Organic	2,4,6-Tribromophenol	n/a	=	6.83	µg/L	EPA 8270Cm	-88	-88			
2012/13-3	MO-HUE	srgt environ, rec	3/21/2013	Organic	2,4,6-Tribromophenol	n/a	=	68	%	EPA 8270Cm	-88	-88	44	115	
2012/13-3	MO-OXN	srgt environ	3/6/2013	Organic	2,4,6-Tribromophenol	n/a	=	43	µg/L	EPA 625	-88	-88			D
2012/13-3	MO-OXN	srgt environ, rec	3/6/2013	Organic	2,4,6-Tribromophenol	n/a	=	43	%	EPA 625	-88	-88	0.1	157	D
2012/13-3	MO-OXN	srgt environ	3/21/2013	Organic	2,4,6-Tribromophenol	n/a	=	7.8	µg/L	EPA 8270Cm	-88	-88			D
2012/13-3	MO-OXN	srgt environ, rec	3/21/2013	Organic	2,4,6-Tribromophenol	n/a	=	74	%	EPA 8270Cm	-88	-88	44	115	D
2012/13-3	MO-SIM	srgt environ	3/6/2013	Organic	2,4,6-Tribromophenol	n/a	=	42.7	µg/L	EPA 625	-88	-88			D

Appendix F
Laboratory QA/QC Analysis Results

Event ID	Site ID	QAQC Sample Type	Analysis Date	Classification	Constituent	Fraction	Sign	Result	Units	Method	MDL	RL	QA Limit		DQOComp
													Min	Max	
2012/13-3	MO-SIM	srgt environ, rec	3/6/2013	Organic	2,4,6-Tribromophenol	n/a	=	43	%	EPA 625	-88	-88	0.1	157	D
2012/13-3	MO-SIM	srgt environ	3/21/2013	Organic	2,4,6-Tribromophenol	n/a	=	9.9	µg/L	EPA 8270Cm	-88	-88			D
2012/13-3	MO-SIM	srgt environ, rec	3/21/2013	Organic	2,4,6-Tribromophenol	n/a	=	99	%	EPA 8270Cm	-88	-88	44	115	D
2012/13-3	MO-SPA	srgt environ	3/6/2013	Organic	2,4,6-Tribromophenol	n/a	=	55.2	µg/L	EPA 625	-88	-88			D
2012/13-3	MO-SPA	srgt environ, rec	3/6/2013	Organic	2,4,6-Tribromophenol	n/a	=	55	%	EPA 625	-88	-88	0.1	157	D
2012/13-3	MO-SPA	srgt environ	3/20/2013	Organic	2,4,6-Tribromophenol	n/a	=	18.6	µg/L	EPA 8270Cm	-88	-88			D
2012/13-3	MO-SPA	srgt environ, rec	3/20/2013	Organic	2,4,6-Tribromophenol	n/a	=	93	%	EPA 8270Cm	-88	-88	44	115	D
2012/13-3	MO-THO	srgt environ	3/6/2013	Organic	2,4,6-Tribromophenol	n/a	=	50.7	µg/L	EPA 625	-88	-88			D
2012/13-3	MO-THO	srgt environ, rec	3/6/2013	Organic	2,4,6-Tribromophenol	n/a	=	51	%	EPA 625	-88	-88	0.1	157	D
2012/13-3	MO-THO	srgt environ	3/21/2013	Organic	2,4,6-Tribromophenol	n/a	=	9	µg/L	EPA 8270Cm	-88	-88			D
2012/13-3	MO-THO	srgt environ, rec	3/21/2013	Organic	2,4,6-Tribromophenol	n/a	=	90	%	EPA 8270Cm	-88	-88	44	115	D
2012/13-3	MO-VEN	srgt environ	3/6/2013	Organic	2,4,6-Tribromophenol	n/a	=	48.2	µg/L	EPA 625	-88	-88			D
2012/13-3	MO-VEN	srgt environ, rec	3/6/2013	Organic	2,4,6-Tribromophenol	n/a	=	48	%	EPA 625	-88	-88	0.1	157	D
2012/13-3	MO-VEN	srgt environ	3/20/2013	Organic	2,4,6-Tribromophenol	n/a	=	10	µg/L	EPA 8270Cm	-88	-88			D
2012/13-3	MO-VEN	srgt environ, rec	3/20/2013	Organic	2,4,6-Tribromophenol	n/a	=	100	%	EPA 8270Cm	-88	-88	44	115	D
2012/13-3	Lab	method blank	3/20/2013	Organic	2,4,6-Trichlorophenol	n/a	<	0.3	µg/L	EPA 8270Cm	0.3	1			
2012/13-3	Lab	LCS	3/20/2013	Organic	2,4,6-Trichlorophenol	n/a	=	6.44	µg/L	EPA 8270Cm	0.3	1			
2012/13-3	Lab	LCS, rec	3/20/2013	Organic	2,4,6-Trichlorophenol	n/a	=	64	%	EPA 8270Cm	-88	-88	52	150	
2012/13-3	Lab	method blank	3/20/2013	Organic	2,4-Dichlorophenol	n/a	<	0.51	µg/L	EPA 8270Cm	0.51	1			
2012/13-3	Lab	LCS	3/20/2013	Organic	2,4-Dichlorophenol	n/a	=	5.98	µg/L	EPA 8270Cm	0.51	1			
2012/13-3	Lab	LCS, rec	3/20/2013	Organic	2,4-Dichlorophenol	n/a	=	60	%	EPA 8270Cm	-88	-88	53	106	
2012/13-3	Lab	srgt method blank	2/26/2013	Organic	2,4-Dichlorophenylacetic acid	n/a	=	9.5	µg/L	EPA 515.3	-88	-88			
2012/13-3	Lab	srgt method blank, rec	2/26/2013	Organic	2,4-Dichlorophenylacetic acid	n/a	=	95	%	EPA 515.3	-88	-88	70	130	
2012/13-3	Lab	srgt LCS	2/26/2013	Organic	2,4-Dichlorophenylacetic acid	n/a	=	8.6	µg/L	EPA 515.3	-88	-88			
2012/13-3	Lab	srgt LCS, rec	2/26/2013	Organic	2,4-Dichlorophenylacetic acid	n/a	=	86	%	EPA 515.3	-88	-88	70	130	
2012/13-3	ME-CC	srgt matrix spike	2/26/2013	Organic	2,4-Dichlorophenylacetic acid	n/a	=	9.04	µg/L	EPA 515.3	-88	-88			
2012/13-3	ME-CC	srgt matrix spike, rec	2/26/2013	Organic	2,4-Dichlorophenylacetic acid	n/a	=	90	%	EPA 515.3	-88	-88	70	130	
2012/13-3	ME-CC	srgt matrix spike dup	2/26/2013	Organic	2,4-Dichlorophenylacetic acid	n/a	=	9.13	µg/L	EPA 515.3	-88	-88			
2012/13-3	ME-CC	srgt matrix spike dup, rec	2/26/2013	Organic	2,4-Dichlorophenylacetic acid	n/a	=	91	%	EPA 515.3	-88	-88	70	130	
2012/13-3	ME-CC	srgt environ	2/26/2013	Organic	2,4-Dichlorophenylacetic acid	n/a	=	9.15	µg/L	EPA 515.3	-88	-88			
2012/13-3	ME-CC	srgt environ, rec	2/26/2013	Organic	2,4-Dichlorophenylacetic acid	n/a	=	91	%	EPA 515.3	-88	-88	70	130	
2012/13-3	ME-SCR	srgt matrix spike	2/26/2013	Organic	2,4-Dichlorophenylacetic acid	n/a	=	9.18	µg/L	EPA 515.3	-88	-88			
2012/13-3	ME-SCR	srgt matrix spike, rec	2/26/2013	Organic	2,4-Dichlorophenylacetic acid	n/a	=	92	%	EPA 515.3	-88	-88	70	130	
2012/13-3	ME-SCR	srgt matrix spike dup	2/26/2013	Organic	2,4-Dichlorophenylacetic acid	n/a	=	8.75	µg/L	EPA 515.3	-88	-88			
2012/13-3	ME-SCR	srgt matrix spike dup, rec	2/26/2013	Organic	2,4-Dichlorophenylacetic acid	n/a	=	87	%	EPA 515.3	-88	-88	70	130	
2012/13-3	ME-SCR	srgt environ	2/26/2013	Organic	2,4-Dichlorophenylacetic acid	n/a	=	9.79	µg/L	EPA 515.3	-88	-88			
2012/13-3	ME-SCR	srgt environ, rec	2/26/2013	Organic	2,4-Dichlorophenylacetic acid	n/a	=	98	%	EPA 515.3	-88	-88	70	130	
2012/13-3	MO-CAM	srgt environ	2/26/2013	Organic	2,4-Dichlorophenylacetic acid	n/a	=	11.3	µg/L	EPA 515.3	-88	-88			
2012/13-3	MO-CAM	srgt environ, rec	2/26/2013	Organic	2,4-Dichlorophenylacetic acid	n/a	=	113	%	EPA 515.3	-88	-88	70	130	
2012/13-3	MO-FIL	srgt environ	2/26/2013	Organic	2,4-Dichlorophenylacetic acid	n/a	=	9.22	µg/L	EPA 515.3	-88	-88			
2012/13-3	MO-FIL	srgt environ, rec	2/26/2013	Organic	2,4-Dichlorophenylacetic acid	n/a	=	92	%	EPA 515.3	-88	-88	70	130	
2012/13-3	MO-HUE	srgt environ	2/26/2013	Organic	2,4-Dichlorophenylacetic acid	n/a	=	9.38	µg/L	EPA 515.3	-88	-88			
2012/13-3	MO-HUE	srgt environ, rec	2/26/2013	Organic	2,4-Dichlorophenylacetic acid	n/a	=	94	%	EPA 515.3	-88	-88	70	130	
2012/13-3	MO-OXN	srgt environ	2/26/2013	Organic	2,4-Dichlorophenylacetic acid	n/a	=	10.2	µg/L	EPA 515.3	-88	-88			
2012/13-3	MO-OXN	srgt environ, rec	2/26/2013	Organic	2,4-Dichlorophenylacetic acid	n/a	=	102	%	EPA 515.3	-88	-88	70	130	
2012/13-3	MO-SIM	srgt environ	2/26/2013	Organic	2,4-Dichlorophenylacetic acid	n/a	=	10	µg/L	EPA 515.3	-88	-88			
2012/13-3	MO-SIM	srgt environ, rec	2/26/2013	Organic	2,4-Dichlorophenylacetic acid	n/a	=	100	%	EPA 515.3	-88	-88	70	130	

Appendix F
Laboratory QA/QC Analysis Results

Event ID	Site ID	QAQC Sample Type	Analysis Date	Classification	Constituent	Fraction	Sign	Result	Units	Method	MDL	RL	QA Limit		DQOComp
													Min	Max	
2012/13-3	MO-SPA	srgt environ	2/26/2013	Organic	2,4-Dichlorophenylacetic acid	n/a	=	9.77	µg/L	EPA 515.3	-88	-88			
2012/13-3	MO-SPA	srgt environ, rec	2/26/2013	Organic	2,4-Dichlorophenylacetic acid	n/a	=	98	%	EPA 515.3	-88	-88	70	130	
2012/13-3	MO-THO	srgt environ	2/26/2013	Organic	2,4-Dichlorophenylacetic acid	n/a	=	9.51	µg/L	EPA 515.3	-88	-88			
2012/13-3	MO-THO	srgt environ, rec	2/26/2013	Organic	2,4-Dichlorophenylacetic acid	n/a	=	95	%	EPA 515.3	-88	-88	70	130	
2012/13-3	MO-VEN	srgt environ	2/26/2013	Organic	2,4-Dichlorophenylacetic acid	n/a	=	9.41	µg/L	EPA 515.3	-88	-88			
2012/13-3	MO-VEN	srgt environ, rec	2/26/2013	Organic	2,4-Dichlorophenylacetic acid	n/a	=	94	%	EPA 515.3	-88	-88	70	130	
2012/13-3	Lab	method blank	3/20/2013	Organic	2,4-Dimethylphenol	n/a	<	1	µg/L	EPA 8270Cm	1	2			
2012/13-3	Lab	LCS	3/20/2013	Organic	2,4-Dimethylphenol	n/a	=	5.8	µg/L	EPA 8270Cm	1	2			
2012/13-3	Lab	LCS, rec	3/20/2013	Organic	2,4-Dimethylphenol	n/a	=	58	%	EPA 8270Cm	-88	-88	21	99	
2012/13-3	Lab	method blank	3/20/2013	Organic	2,4-Dinitrophenol	n/a	<	1	µg/L	EPA 8270Cm	1	2			
2012/13-3	Lab	LCS	3/20/2013	Organic	2,4-Dinitrophenol	n/a	=	9.34	µg/L	EPA 8270Cm	1	2			
2012/13-3	Lab	LCS, rec	3/20/2013	Organic	2,4-Dinitrophenol	n/a	=	93	%	EPA 8270Cm	-88	-88	2	227	
2012/13-3	Lab	method blank	3/6/2013	Organic	2,4-Dinitrotoluene	n/a	<	0.18	µg/L	EPA 625	0.18	1			
2012/13-3	Lab	LCS	3/6/2013	Organic	2,4-Dinitrotoluene	n/a	=	29.8	µg/L	EPA 625	0.18	1			
2012/13-3	Lab	LCS, rec	3/6/2013	Organic	2,4-Dinitrotoluene	n/a	=	60	%	EPA 625	-88	-88	39	139	
2012/13-3	ME-CC	matrix spike	3/6/2013	Organic	2,4-Dinitrotoluene	n/a	=	14.2	µg/L	EPA 625	0.18	1			GB
2012/13-3	ME-CC	matrix spike, rec	3/6/2013	Organic	2,4-Dinitrotoluene	n/a	=	28	%	EPA 625	-88	-88	39	139	GB
2012/13-3	ME-CC	matrix spike dup	3/6/2013	Organic	2,4-Dinitrotoluene	n/a	=	14.2	µg/L	EPA 625	0.18	1			GB
2012/13-3	ME-CC	matrix spike dup, rec	3/6/2013	Organic	2,4-Dinitrotoluene	n/a	=	28	%	EPA 625	-88	-88	39	139	GB
2012/13-3	ME-CC	matrix spike, RPD	3/6/2013	Organic	2,4-Dinitrotoluene	n/a	=	0.3	%	EPA 625	-88	-88	0	30	
2012/13-3	Lab	method blank	3/6/2013	Organic	2,6-Dinitrotoluene	n/a	<	0.27	µg/L	EPA 625	0.27	1			
2012/13-3	Lab	LCS	3/6/2013	Organic	2,6-Dinitrotoluene	n/a	=	34.3	µg/L	EPA 625	0.27	1			
2012/13-3	Lab	LCS, rec	3/6/2013	Organic	2,6-Dinitrotoluene	n/a	=	69	%	EPA 625	-88	-88	50	158	
2012/13-3	ME-CC	matrix spike	3/6/2013	Organic	2,6-Dinitrotoluene	n/a	=	15.9	µg/L	EPA 625	0.27	1			GB
2012/13-3	ME-CC	matrix spike, rec	3/6/2013	Organic	2,6-Dinitrotoluene	n/a	=	32	%	EPA 625	-88	-88	50	158	GB
2012/13-3	ME-CC	matrix spike dup	3/6/2013	Organic	2,6-Dinitrotoluene	n/a	=	15.8	µg/L	EPA 625	0.27	1			GB
2012/13-3	ME-CC	matrix spike dup, rec	3/6/2013	Organic	2,6-Dinitrotoluene	n/a	=	32	%	EPA 625	-88	-88	50	158	GB
2012/13-3	ME-CC	matrix spike, RPD	3/6/2013	Organic	2,6-Dinitrotoluene	n/a	=	0.7	%	EPA 625	-88	-88	0	30	
2012/13-3	Lab	LCS dup	2/27/2013	Organic	2-Chloroethyl vinyl ether	n/a	=	4.85	µg/L	EPA 524.2	0.61	1			
2012/13-3	Lab	LCS dup, rec	2/27/2013	Organic	2-Chloroethyl vinyl ether	n/a	=	81	%	EPA 524.2	-88	-88	70	130	
2012/13-3	Lab	LCS, RPD	2/27/2013	Organic	2-Chloroethyl vinyl ether	n/a	=	4	%	EPA 524.2	-88	-88	0	30	
2012/13-3	Lab	LCS	2/27/2013	Organic	2-Chloroethyl vinyl ether	n/a	=	5.06	µg/L	EPA 524.2	0.61	1			
2012/13-3	Lab	LCS, rec	2/27/2013	Organic	2-Chloroethyl vinyl ether	n/a	=	84	%	EPA 524.2	-88	-88	70	130	
2012/13-3	Lab	method blank	2/27/2013	Organic	2-Chloroethyl vinyl ether	n/a	<	0.61	µg/L	EPA 524.2	0.61	1			
2012/13-3	MO-VEN	field blank	2/28/2013	Organic	2-Chloroethyl vinyl ether	n/a	<	0.61	µg/L	EPA 524.2	0.61	1			
2012/13-3	Lab	method blank	3/6/2013	Organic	2-Chloronaphthalene	n/a	<	0.45	µg/L	EPA 625	0.45	1			
2012/13-3	Lab	LCS	3/6/2013	Organic	2-Chloronaphthalene	n/a	=	35.8	µg/L	EPA 625	0.45	1			
2012/13-3	Lab	LCS, rec	3/6/2013	Organic	2-Chloronaphthalene	n/a	=	72	%	EPA 625	-88	-88	60	118	
2012/13-3	ME-CC	matrix spike	3/6/2013	Organic	2-Chloronaphthalene	n/a	=	14.1	µg/L	EPA 625	0.45	1			GB
2012/13-3	ME-CC	matrix spike, rec	3/6/2013	Organic	2-Chloronaphthalene	n/a	=	28	%	EPA 625	-88	-88	60	118	GB
2012/13-3	ME-CC	matrix spike dup	3/6/2013	Organic	2-Chloronaphthalene	n/a	=	13	µg/L	EPA 625	0.45	1			GB
2012/13-3	ME-CC	matrix spike dup, rec	3/6/2013	Organic	2-Chloronaphthalene	n/a	=	26	%	EPA 625	-88	-88	60	118	GB
2012/13-3	ME-CC	matrix spike, RPD	3/6/2013	Organic	2-Chloronaphthalene	n/a	=	8	%	EPA 625	-88	-88	0	30	
2012/13-3	000NONPJ	matrix spike	3/20/2013	Organic	2-Chlorophenol	n/a	=	5.34	µg/L	EPA 8270Cm	0.65	1			QAX
2012/13-3	000NONPJ	matrix spike, rec	3/20/2013	Organic	2-Chlorophenol	n/a	=	53	%	EPA 8270Cm	-88	-88	47	102	QAX
2012/13-3	000NONPJ	matrix spike dup	3/20/2013	Organic	2-Chlorophenol	n/a	=	5.48	µg/L	EPA 8270Cm	0.65	1			QAX
2012/13-3	000NONPJ	matrix spike dup, rec	3/20/2013	Organic	2-Chlorophenol	n/a	=	55	%	EPA 8270Cm	-88	-88	47	102	QAX

Appendix F
Laboratory QA/QC Analysis Results

Event ID	Site ID	QAQC Sample Type	Analysis Date	Classification	Constituent	Fraction	Sign	Result	Units	Method	MDL	RL	QA Limit		DQOComp
													Min	Max	
2012/13-3	000NONPJ	matrix spike, RPD	3/20/2013	Organic	2-Chlorophenol	n/a	=	3	%	EPA 8270Cm	-88	-88	0	30	QAX
2012/13-3	Lab	method blank	3/20/2013	Organic	2-Chlorophenol	n/a	<	0.65	µg/L	EPA 8270Cm	0.65	1			
2012/13-3	Lab	LCS	3/20/2013	Organic	2-Chlorophenol	n/a	=	5.1	µg/L	EPA 8270Cm	0.65	1			
2012/13-3	Lab	LCS, rec	3/20/2013	Organic	2-Chlorophenol	n/a	=	51	%	EPA 8270Cm	-88	-88	46	92	
2012/13-3	000NONPJ	srgt matrix spike	3/21/2013	Organic	2-Fluorobiphenyl	n/a	=	3.13	µg/L	EPA 8270Cm	-88	-88			QAX
2012/13-3	000NONPJ	srgt matrix spike, rec	3/21/2013	Organic	2-Fluorobiphenyl	n/a	=	63	%	EPA 8270Cm	-88	-88	51	139	QAX
2012/13-3	000NONPJ	srgt matrix spike dup	3/21/2013	Organic	2-Fluorobiphenyl	n/a	=	3.25	µg/L	EPA 8270Cm	-88	-88			QAX
2012/13-3	000NONPJ	srgt matrix spike dup, rec	3/21/2013	Organic	2-Fluorobiphenyl	n/a	=	65	%	EPA 8270Cm	-88	-88	51	139	QAX
2012/13-3	Lab	srgt method blank	3/6/2013	Organic	2-Fluorobiphenyl	n/a	=	27	µg/L	EPA 625	-88	-88			
2012/13-3	Lab	srgt method blank, rec	3/6/2013	Organic	2-Fluorobiphenyl	n/a	=	54	%	EPA 625	-88	-88	22	130	
2012/13-3	Lab	srgt LCS	3/6/2013	Organic	2-Fluorobiphenyl	n/a	=	35	µg/L	EPA 625	-88	-88			
2012/13-3	Lab	srgt LCS, rec	3/6/2013	Organic	2-Fluorobiphenyl	n/a	=	70	%	EPA 625	-88	-88	22	130	
2012/13-3	Lab	srgt method blank	3/21/2013	Organic	2-Fluorobiphenyl	n/a	=	2.23	µg/L	EPA 8270Cm	-88	-88			GN
2012/13-3	Lab	srgt method blank, rec	3/21/2013	Organic	2-Fluorobiphenyl	n/a	=	45	%	EPA 8270Cm	-88	-88	51	139	GN
2012/13-3	Lab	srgt LCS	3/21/2013	Organic	2-Fluorobiphenyl	n/a	=	3.06	µg/L	EPA 8270Cm	-88	-88			
2012/13-3	Lab	srgt LCS, rec	3/21/2013	Organic	2-Fluorobiphenyl	n/a	=	61	%	EPA 8270Cm	-88	-88	51	139	
2012/13-3	ME-CC	srgt matrix spike	3/6/2013	Organic	2-Fluorobiphenyl	n/a	=	12	µg/L	EPA 625	-88	-88			
2012/13-3	ME-CC	srgt matrix spike, rec	3/6/2013	Organic	2-Fluorobiphenyl	n/a	=	24	%	EPA 625	-88	-88	22	130	
2012/13-3	ME-CC	srgt matrix spike dup	3/6/2013	Organic	2-Fluorobiphenyl	n/a	=	12.5	µg/L	EPA 625	-88	-88			
2012/13-3	ME-CC	srgt matrix spike dup, rec	3/6/2013	Organic	2-Fluorobiphenyl	n/a	=	25	%	EPA 625	-88	-88	22	130	
2012/13-3	ME-CC	srgt environ	3/6/2013	Organic	2-Fluorobiphenyl	n/a	=	21	µg/L	EPA 625	-88	-88			
2012/13-3	ME-CC	srgt environ, rec	3/6/2013	Organic	2-Fluorobiphenyl	n/a	=	42	%	EPA 625	-88	-88	22	130	
2012/13-3	ME-CC	srgt environ	3/21/2013	Organic	2-Fluorobiphenyl	n/a	=	2.83	µg/L	EPA 8270Cm	-88	-88			
2012/13-3	ME-CC	srgt environ, rec	3/21/2013	Organic	2-Fluorobiphenyl	n/a	=	57	%	EPA 8270Cm	-88	-88	51	139	
2012/13-3	ME-SCR	srgt environ	3/6/2013	Organic	2-Fluorobiphenyl	n/a	=	33.2	µg/L	EPA 625	-88	-88			
2012/13-3	ME-SCR	srgt environ, rec	3/6/2013	Organic	2-Fluorobiphenyl	n/a	=	66	%	EPA 625	-88	-88	22	130	
2012/13-3	ME-SCR	srgt environ	3/21/2013	Organic	2-Fluorobiphenyl	n/a	=	1.93	µg/L	EPA 8270Cm	-88	-88			GN
2012/13-3	ME-SCR	srgt environ, rec	3/21/2013	Organic	2-Fluorobiphenyl	n/a	=	39	%	EPA 8270Cm	-88	-88	51	139	GN
2012/13-3	MO-CAM	srgt environ	3/6/2013	Organic	2-Fluorobiphenyl	n/a	=	20.9	µg/L	EPA 625	-88	-88			D
2012/13-3	MO-CAM	srgt environ, rec	3/6/2013	Organic	2-Fluorobiphenyl	n/a	=	42	%	EPA 625	-88	-88	22	130	D
2012/13-3	MO-CAM	srgt environ	3/21/2013	Organic	2-Fluorobiphenyl	n/a	=	3.01	µg/L	EPA 8270Cm	-88	-88			D
2012/13-3	MO-CAM	srgt environ, rec	3/21/2013	Organic	2-Fluorobiphenyl	n/a	=	60	%	EPA 8270Cm	-88	-88	51	139	D
2012/13-3	MO-FIL	srgt environ	3/6/2013	Organic	2-Fluorobiphenyl	n/a	=	26.2	µg/L	EPA 625	-88	-88			
2012/13-3	MO-FIL	srgt environ, rec	3/6/2013	Organic	2-Fluorobiphenyl	n/a	=	52	%	EPA 625	-88	-88	22	130	
2012/13-3	MO-FIL	srgt environ	3/21/2013	Organic	2-Fluorobiphenyl	n/a	=	3.31	µg/L	EPA 8270Cm	-88	-88			
2012/13-3	MO-FIL	srgt environ, rec	3/21/2013	Organic	2-Fluorobiphenyl	n/a	=	66	%	EPA 8270Cm	-88	-88	51	139	
2012/13-3	MO-HUE	srgt environ	3/7/2013	Organic	2-Fluorobiphenyl	n/a	=	26.1	µg/L	EPA 625	-88	-88			
2012/13-3	MO-HUE	srgt environ, rec	3/7/2013	Organic	2-Fluorobiphenyl	n/a	=	52	%	EPA 625	-88	-88	22	130	
2012/13-3	MO-HUE	srgt environ	3/21/2013	Organic	2-Fluorobiphenyl	n/a	=	3.68	µg/L	EPA 8270Cm	-88	-88			
2012/13-3	MO-HUE	srgt environ, rec	3/21/2013	Organic	2-Fluorobiphenyl	n/a	=	74	%	EPA 8270Cm	-88	-88	51	139	
2012/13-3	MO-OXN	srgt environ	3/6/2013	Organic	2-Fluorobiphenyl	n/a	=	21	µg/L	EPA 625	-88	-88			D
2012/13-3	MO-OXN	srgt environ, rec	3/6/2013	Organic	2-Fluorobiphenyl	n/a	=	42	%	EPA 625	-88	-88	22	130	D
2012/13-3	MO-OXN	srgt environ	3/21/2013	Organic	2-Fluorobiphenyl	n/a	=	2.36	µg/L	EPA 8270Cm	-88	-88			D,GN
2012/13-3	MO-OXN	srgt environ, rec	3/21/2013	Organic	2-Fluorobiphenyl	n/a	=	45	%	EPA 8270Cm	-88	-88	51	139	D,GN
2012/13-3	MO-SIM	srgt environ	3/6/2013	Organic	2-Fluorobiphenyl	n/a	=	22.5	µg/L	EPA 625	-88	-88			D
2012/13-3	MO-SIM	srgt environ, rec	3/6/2013	Organic	2-Fluorobiphenyl	n/a	=	45	%	EPA 625	-88	-88	22	130	D
2012/13-3	MO-SIM	srgt environ	3/21/2013	Organic	2-Fluorobiphenyl	n/a	=	3.46	µg/L	EPA 8270Cm	-88	-88			D

Appendix F
Laboratory QA/QC Analysis Results

Event ID	Site ID	QAQC Sample Type	Analysis Date	Classification	Constituent	Fraction	Sign	Result	Units	Method	MDL	RL	QA Limit		DQOComp
													Min	Max	
2012/13-3	MO-SIM	srgt environ, rec	3/21/2013	Organic	2-Fluorobiphenyl	n/a	=	69	%	EPA 8270Cm	-88	-88	51	139	D
2012/13-3	MO-SPA	srgt environ	3/6/2013	Organic	2-Fluorobiphenyl	n/a	=	26.2	µg/L	EPA 625	-88	-88			D
2012/13-3	MO-SPA	srgt environ, rec	3/6/2013	Organic	2-Fluorobiphenyl	n/a	=	52	%	EPA 625	-88	-88	22	130	D
2012/13-3	MO-SPA	srgt environ	3/21/2013	Organic	2-Fluorobiphenyl	n/a	=	6.19	µg/L	EPA 8270Cm	-88	-88			D
2012/13-3	MO-SPA	srgt environ, rec	3/21/2013	Organic	2-Fluorobiphenyl	n/a	=	62	%	EPA 8270Cm	-88	-88	51	139	D
2012/13-3	MO-THO	srgt environ	3/6/2013	Organic	2-Fluorobiphenyl	n/a	=	24.3	µg/L	EPA 625	-88	-88			D
2012/13-3	MO-THO	srgt environ, rec	3/6/2013	Organic	2-Fluorobiphenyl	n/a	=	49	%	EPA 625	-88	-88	22	130	D
2012/13-3	MO-THO	srgt environ	3/21/2013	Organic	2-Fluorobiphenyl	n/a	=	3.31	µg/L	EPA 8270Cm	-88	-88			D
2012/13-3	MO-THO	srgt environ, rec	3/21/2013	Organic	2-Fluorobiphenyl	n/a	=	66	%	EPA 8270Cm	-88	-88	51	139	D
2012/13-3	MO-VEN	srgt environ	3/6/2013	Organic	2-Fluorobiphenyl	n/a	=	23	µg/L	EPA 625	-88	-88			D
2012/13-3	MO-VEN	srgt environ, rec	3/6/2013	Organic	2-Fluorobiphenyl	n/a	=	46	%	EPA 625	-88	-88	22	130	D
2012/13-3	MO-VEN	srgt environ	3/21/2013	Organic	2-Fluorobiphenyl	n/a	=	3.7	µg/L	EPA 8270Cm	-88	-88			D
2012/13-3	MO-VEN	srgt environ, rec	3/21/2013	Organic	2-Fluorobiphenyl	n/a	=	74	%	EPA 8270Cm	-88	-88	51	139	D
2012/13-3	000NONPJ	srgt matrix spike	3/20/2013	Organic	2-Fluorophenol	n/a	=	3.59	µg/L	EPA 8270Cm	-88	-88			QAX
2012/13-3	000NONPJ	srgt matrix spike, rec	3/20/2013	Organic	2-Fluorophenol	n/a	=	36	%	EPA 8270Cm	-88	-88	24	82	QAX
2012/13-3	000NONPJ	srgt matrix spike dup	3/20/2013	Organic	2-Fluorophenol	n/a	=	3.59	µg/L	EPA 8270Cm	-88	-88			QAX
2012/13-3	000NONPJ	srgt matrix spike dup, rec	3/20/2013	Organic	2-Fluorophenol	n/a	=	36	%	EPA 8270Cm	-88	-88	24	82	QAX
2012/13-3	Lab	srgt method blank	3/6/2013	Organic	2-Fluorophenol	n/a	=	44.1	µg/L	EPA 625	-88	-88			
2012/13-3	Lab	srgt method blank, rec	3/6/2013	Organic	2-Fluorophenol	n/a	=	44	%	EPA 625	-88	-88	6	96	
2012/13-3	Lab	srgt LCS	3/6/2013	Organic	2-Fluorophenol	n/a	=	38.4	µg/L	EPA 625	-88	-88			
2012/13-3	Lab	srgt LCS, rec	3/6/2013	Organic	2-Fluorophenol	n/a	=	38	%	EPA 625	-88	-88	6	96	
2012/13-3	Lab	srgt method blank	3/20/2013	Organic	2-Fluorophenol	n/a	=	2.25	µg/L	EPA 8270Cm	-88	-88			GN
2012/13-3	Lab	srgt method blank, rec	3/20/2013	Organic	2-Fluorophenol	n/a	=	22	%	EPA 8270Cm	-88	-88	24	82	GN
2012/13-3	Lab	srgt LCS	3/20/2013	Organic	2-Fluorophenol	n/a	=	3.15	µg/L	EPA 8270Cm	-88	-88			
2012/13-3	Lab	srgt LCS, rec	3/20/2013	Organic	2-Fluorophenol	n/a	=	32	%	EPA 8270Cm	-88	-88	24	82	
2012/13-3	ME-CC	srgt matrix spike	3/6/2013	Organic	2-Fluorophenol	n/a	=	19.2	µg/L	EPA 625	-88	-88			
2012/13-3	ME-CC	srgt matrix spike, rec	3/6/2013	Organic	2-Fluorophenol	n/a	=	19	%	EPA 625	-88	-88	6	96	
2012/13-3	ME-CC	srgt matrix spike dup	3/6/2013	Organic	2-Fluorophenol	n/a	=	21.6	µg/L	EPA 625	-88	-88			
2012/13-3	ME-CC	srgt matrix spike dup, rec	3/6/2013	Organic	2-Fluorophenol	n/a	=	22	%	EPA 625	-88	-88	6	96	
2012/13-3	ME-CC	srgt environ	3/6/2013	Organic	2-Fluorophenol	n/a	=	27	µg/L	EPA 625	-88	-88			
2012/13-3	ME-CC	srgt environ, rec	3/6/2013	Organic	2-Fluorophenol	n/a	=	27	%	EPA 625	-88	-88	6	96	
2012/13-3	ME-CC	srgt environ	3/20/2013	Organic	2-Fluorophenol	n/a	=	2.78	µg/L	EPA 8270Cm	-88	-88			
2012/13-3	ME-CC	srgt environ, rec	3/20/2013	Organic	2-Fluorophenol	n/a	=	28	%	EPA 8270Cm	-88	-88	24	82	
2012/13-3	ME-SCR	srgt environ	3/6/2013	Organic	2-Fluorophenol	n/a	=	45.1	µg/L	EPA 625	-88	-88			
2012/13-3	ME-SCR	srgt environ, rec	3/6/2013	Organic	2-Fluorophenol	n/a	=	45	%	EPA 625	-88	-88	6	96	
2012/13-3	ME-SCR	srgt environ	3/20/2013	Organic	2-Fluorophenol	n/a	=	1.69	µg/L	EPA 8270Cm	-88	-88			GN
2012/13-3	ME-SCR	srgt environ, rec	3/20/2013	Organic	2-Fluorophenol	n/a	=	17	%	EPA 8270Cm	-88	-88	24	82	GN
2012/13-3	MO-CAM	srgt environ	3/6/2013	Organic	2-Fluorophenol	n/a	=	21.5	µg/L	EPA 625	-88	-88			D
2012/13-3	MO-CAM	srgt environ, rec	3/6/2013	Organic	2-Fluorophenol	n/a	=	22	%	EPA 625	-88	-88	6	96	D
2012/13-3	MO-CAM	srgt environ	3/20/2013	Organic	2-Fluorophenol	n/a	=	3.4	µg/L	EPA 8270Cm	-88	-88			D
2012/13-3	MO-CAM	srgt environ, rec	3/20/2013	Organic	2-Fluorophenol	n/a	=	34	%	EPA 8270Cm	-88	-88	24	82	D
2012/13-3	MO-FIL	srgt environ	3/6/2013	Organic	2-Fluorophenol	n/a	=	35.5	µg/L	EPA 625	-88	-88			
2012/13-3	MO-FIL	srgt environ, rec	3/6/2013	Organic	2-Fluorophenol	n/a	=	35	%	EPA 625	-88	-88	6	96	
2012/13-3	MO-FIL	srgt environ	3/20/2013	Organic	2-Fluorophenol	n/a	=	3.35	µg/L	EPA 8270Cm	-88	-88			
2012/13-3	MO-FIL	srgt environ, rec	3/20/2013	Organic	2-Fluorophenol	n/a	=	34	%	EPA 8270Cm	-88	-88	24	82	
2012/13-3	MO-HUE	srgt environ	3/7/2013	Organic	2-Fluorophenol	n/a	=	33.1	µg/L	EPA 625	-88	-88			
2012/13-3	MO-HUE	srgt environ, rec	3/7/2013	Organic	2-Fluorophenol	n/a	=	33	%	EPA 625	-88	-88	6	96	

Appendix F
Laboratory QA/QC Analysis Results

Event ID	Site ID	QAQC Sample Type	Analysis Date	Classification	Constituent	Fraction	Sign	Result	Units	Method	MDL	RL	QA Limit		DQOComp
													Min	Max	
2012/13-3	MO-HUE	srgt environ	3/21/2013	Organic	2-Fluorophenol	n/a	=	3.45	µg/L	EPA 8270Cm	-88	-88			
2012/13-3	MO-HUE	srgt environ, rec	3/21/2013	Organic	2-Fluorophenol	n/a	=	34	%	EPA 8270Cm	-88	-88	24	82	
2012/13-3	MO-OXN	srgt environ	3/6/2013	Organic	2-Fluorophenol	n/a	=	20.3	µg/L	EPA 625	-88	-88			D
2012/13-3	MO-OXN	srgt environ, rec	3/6/2013	Organic	2-Fluorophenol	n/a	=	20	%	EPA 625	-88	-88	6	96	D
2012/13-3	MO-OXN	srgt environ	3/21/2013	Organic	2-Fluorophenol	n/a	=	2.8	µg/L	EPA 8270Cm	-88	-88			D
2012/13-3	MO-OXN	srgt environ, rec	3/21/2013	Organic	2-Fluorophenol	n/a	=	27	%	EPA 8270Cm	-88	-88	24	82	D
2012/13-3	MO-SIM	srgt environ	3/6/2013	Organic	2-Fluorophenol	n/a	=	13.6	µg/L	EPA 625	-88	-88			D
2012/13-3	MO-SIM	srgt environ, rec	3/6/2013	Organic	2-Fluorophenol	n/a	=	14	%	EPA 625	-88	-88	6	96	D
2012/13-3	MO-SIM	srgt environ	3/21/2013	Organic	2-Fluorophenol	n/a	=	3.4	µg/L	EPA 8270Cm	-88	-88			D
2012/13-3	MO-SIM	srgt environ, rec	3/21/2013	Organic	2-Fluorophenol	n/a	=	34	%	EPA 8270Cm	-88	-88	24	82	D
2012/13-3	MO-SPA	srgt environ	3/6/2013	Organic	2-Fluorophenol	n/a	=	29.6	µg/L	EPA 625	-88	-88			D
2012/13-3	MO-SPA	srgt environ, rec	3/6/2013	Organic	2-Fluorophenol	n/a	=	30	%	EPA 625	-88	-88	6	96	D
2012/13-3	MO-SPA	srgt environ	3/20/2013	Organic	2-Fluorophenol	n/a	=	10	µg/L	EPA 8270Cm	-88	-88			D
2012/13-3	MO-SPA	srgt environ, rec	3/20/2013	Organic	2-Fluorophenol	n/a	=	50	%	EPA 8270Cm	-88	-88	24	82	D
2012/13-3	MO-THO	srgt environ	3/6/2013	Organic	2-Fluorophenol	n/a	=	28.3	µg/L	EPA 625	-88	-88			D
2012/13-3	MO-THO	srgt environ, rec	3/6/2013	Organic	2-Fluorophenol	n/a	=	28	%	EPA 625	-88	-88	6	96	D
2012/13-3	MO-THO	srgt environ	3/21/2013	Organic	2-Fluorophenol	n/a	=	3.7	µg/L	EPA 8270Cm	-88	-88			D
2012/13-3	MO-THO	srgt environ, rec	3/21/2013	Organic	2-Fluorophenol	n/a	=	37	%	EPA 8270Cm	-88	-88	24	82	D
2012/13-3	MO-VEN	srgt environ	3/6/2013	Organic	2-Fluorophenol	n/a	=	22.6	µg/L	EPA 625	-88	-88			D
2012/13-3	MO-VEN	srgt environ, rec	3/6/2013	Organic	2-Fluorophenol	n/a	=	23	%	EPA 625	-88	-88	6	96	D
2012/13-3	MO-VEN	srgt environ	3/20/2013	Organic	2-Fluorophenol	n/a	=	4.4	µg/L	EPA 8270Cm	-88	-88			D
2012/13-3	MO-VEN	srgt environ, rec	3/20/2013	Organic	2-Fluorophenol	n/a	=	44	%	EPA 8270Cm	-88	-88	24	82	D
2012/13-3	Lab	method blank	3/21/2013	Organic	2-Methylnaphthalene	n/a	<	0.1	µg/L	EPA 8270Cm	0.1	0.1			
2012/13-3	Lab	method blank	3/20/2013	Organic	2-Methylphenol	n/a	<	0.34	µg/L	EPA 8270Cm	0.34	1			
2012/13-3	Lab	method blank	3/20/2013	Organic	2-Nitrophenol	n/a	<	0.71	µg/L	EPA 8270Cm	0.71	1			
2012/13-3	Lab	LCS	3/20/2013	Organic	2-Nitrophenol	n/a	=	5.61	µg/L	EPA 8270Cm	0.71	1			
2012/13-3	Lab	LCS, rec	3/20/2013	Organic	2-Nitrophenol	n/a	=	56	%	EPA 8270Cm	-88	-88	48	197	
2012/13-3	Lab	method blank	3/6/2013	Organic	3,3'-Dichlorobenzidine	n/a	<	1.2	µg/L	EPA 625	1.2	5			
2012/13-3	Lab	LCS	3/6/2013	Organic	3,3'-Dichlorobenzidine	n/a	=	63.5	µg/L	EPA 625	1.2	5			
2012/13-3	Lab	LCS, rec	3/6/2013	Organic	3,3'-Dichlorobenzidine	n/a	=	127	%	EPA 625	-88	-88			
2012/13-3	ME-CC	matrix spike	3/6/2013	Organic	3,3'-Dichlorobenzidine	n/a	<	1.2	µg/L	EPA 625	1.2	5			GB
2012/13-3	ME-CC	matrix spike, rec	3/6/2013	Organic	3,3'-Dichlorobenzidine	n/a	=	0	%	EPA 625	-88	-88	0.1	262	GB
2012/13-3	ME-CC	matrix spike dup	3/6/2013	Organic	3,3'-Dichlorobenzidine	n/a	<	1.2	µg/L	EPA 625	1.2	5			GB
2012/13-3	ME-CC	matrix spike dup, rec	3/6/2013	Organic	3,3'-Dichlorobenzidine	n/a	=	0	%	EPA 625	-88	-88	0.1	262	GB
2012/13-3	ME-CC	matrix spike, RPD	3/6/2013	Organic	3,3'-Dichlorobenzidine	n/a	=	0	%	EPA 625	-88	-88	0	30	
2012/13-3	Lab	method blank	3/20/2013	Organic	3-/4-Methylphenol	n/a	<	0.3	µg/L	EPA 8270Cm	0.3	1			
2012/13-3	Lab	method blank	3/20/2013	Organic	4,6-Dinitro-2-methylphenol	n/a	<	0.14	µg/L	EPA 8270Cm	0.14	1			
2012/13-3	Lab	LCS	3/20/2013	Organic	4,6-Dinitro-2-methylphenol	n/a	=	7.54	µg/L	EPA 8270Cm	0.14	1			
2012/13-3	Lab	LCS, rec	3/20/2013	Organic	4,6-Dinitro-2-methylphenol	n/a	=	75	%	EPA 8270Cm	-88	-88	56	227	
2012/13-3	Lab	srgt LCS dup	2/27/2013	Organic	4-Bromofluorobenzene	n/a	=	9.56	µg/L	EPA 524.2	-88	-88			
2012/13-3	Lab	srgt LCS dup, rec	2/27/2013	Organic	4-Bromofluorobenzene	n/a	=	96	%	EPA 524.2	-88	-88	70	130	
2012/13-3	Lab	srgt LCS	2/27/2013	Organic	4-Bromofluorobenzene	n/a	=	9.26	µg/L	EPA 524.2	-88	-88			
2012/13-3	Lab	srgt LCS, rec	2/27/2013	Organic	4-Bromofluorobenzene	n/a	=	93	%	EPA 524.2	-88	-88	70	130	
2012/13-3	Lab	srgt method blank	2/27/2013	Organic	4-Bromofluorobenzene	n/a	=	8.48	µg/L	EPA 524.2	-88	-88			
2012/13-3	Lab	srgt method blank, rec	2/27/2013	Organic	4-Bromofluorobenzene	n/a	=	85	%	EPA 524.2	-88	-88	70	130	
2012/13-3	ME-CC	srgt environ	2/27/2013	Organic	4-Bromofluorobenzene	n/a	=	8.56	µg/L	EPA 524.2	-88	-88			
2012/13-3	ME-CC	srgt environ, rec	2/27/2013	Organic	4-Bromofluorobenzene	n/a	=	86	%	EPA 524.2	-88	-88	70	130	

Appendix F
Laboratory QA/QC Analysis Results

Event ID	Site ID	QAQC Sample Type	Analysis Date	Classification	Constituent	Fraction	Sign	Result	Units	Method	MDL	RL	QA Limit		DQOComp
													Min	Max	
2012/13-3	ME-SCR	srgt environ	2/27/2013	Organic	4-Bromofluorobenzene	n/a	=	8.56	µg/L	EPA 524.2	-88	-88			
2012/13-3	ME-SCR	srgt environ, rec	2/27/2013	Organic	4-Bromofluorobenzene	n/a	=	86	%	EPA 524.2	-88	-88	70	130	
2012/13-3	MO-CAM	srgt environ	2/28/2013	Organic	4-Bromofluorobenzene	n/a	=	9.69	µg/L	EPA 524.2	-88	-88			
2012/13-3	MO-CAM	srgt environ, rec	2/28/2013	Organic	4-Bromofluorobenzene	n/a	=	97	%	EPA 524.2	-88	-88	70	130	
2012/13-3	MO-FIL	srgt environ	2/28/2013	Organic	4-Bromofluorobenzene	n/a	=	8.49	µg/L	EPA 524.2	-88	-88			
2012/13-3	MO-FIL	srgt environ, rec	2/28/2013	Organic	4-Bromofluorobenzene	n/a	=	85	%	EPA 524.2	-88	-88	70	130	
2012/13-3	MO-HUE	srgt environ	2/28/2013	Organic	4-Bromofluorobenzene	n/a	=	9.98	µg/L	EPA 524.2	-88	-88			
2012/13-3	MO-HUE	srgt environ, rec	2/28/2013	Organic	4-Bromofluorobenzene	n/a	=	100	%	EPA 524.2	-88	-88	70	130	
2012/13-3	MO-OXN	srgt environ	2/28/2013	Organic	4-Bromofluorobenzene	n/a	=	8.5	µg/L	EPA 524.2	-88	-88			
2012/13-3	MO-OXN	srgt environ, rec	2/28/2013	Organic	4-Bromofluorobenzene	n/a	=	85	%	EPA 524.2	-88	-88	70	130	
2012/13-3	MO-SIM	srgt environ	2/28/2013	Organic	4-Bromofluorobenzene	n/a	=	9.71	µg/L	EPA 524.2	-88	-88			
2012/13-3	MO-SIM	srgt environ, rec	2/28/2013	Organic	4-Bromofluorobenzene	n/a	=	97	%	EPA 524.2	-88	-88	70	130	
2012/13-3	MO-SPA	srgt environ	2/28/2013	Organic	4-Bromofluorobenzene	n/a	=	10	µg/L	EPA 524.2	-88	-88			
2012/13-3	MO-SPA	srgt environ, rec	2/28/2013	Organic	4-Bromofluorobenzene	n/a	=	100	%	EPA 524.2	-88	-88	70	130	
2012/13-3	MO-THO	srgt environ	2/28/2013	Organic	4-Bromofluorobenzene	n/a	=	9.51	µg/L	EPA 524.2	-88	-88			
2012/13-3	MO-THO	srgt environ, rec	2/28/2013	Organic	4-Bromofluorobenzene	n/a	=	95	%	EPA 524.2	-88	-88	70	130	
2012/13-3	MO-VEN	srgt field blank	2/28/2013	Organic	4-Bromofluorobenzene	n/a	=	8.8	µg/L	EPA 524.2	-88	-88			
2012/13-3	MO-VEN	srgt field blank, rec	2/28/2013	Organic	4-Bromofluorobenzene	n/a	=	88	%	EPA 524.2	-88	-88			
2012/13-3	MO-VEN	srgt environ	2/28/2013	Organic	4-Bromofluorobenzene	n/a	=	9.87	µg/L	EPA 524.2	-88	-88			
2012/13-3	MO-VEN	srgt environ, rec	2/28/2013	Organic	4-Bromofluorobenzene	n/a	=	99	%	EPA 524.2	-88	-88	70	130	
2012/13-3	Lab	method blank	3/6/2013	Organic	4-Bromophenyl phenyl ether	n/a	<	0.36	µg/L	EPA 625	0.36	1			
2012/13-3	Lab	LCS	3/6/2013	Organic	4-Bromophenyl phenyl ether	n/a	=	28	µg/L	EPA 625	0.36	1			
2012/13-3	Lab	LCS, rec	3/6/2013	Organic	4-Bromophenyl phenyl ether	n/a	=	56	%	EPA 625	-88	-88	56	127	
2012/13-3	ME-CC	matrix spike	3/6/2013	Organic	4-Bromophenyl phenyl ether	n/a	=	12.2	µg/L	EPA 625	0.36	1			GB
2012/13-3	ME-CC	matrix spike, rec	3/6/2013	Organic	4-Bromophenyl phenyl ether	n/a	=	24	%	EPA 625	-88	-88	56	127	GB
2012/13-3	ME-CC	matrix spike dup	3/6/2013	Organic	4-Bromophenyl phenyl ether	n/a	=	12.1	µg/L	EPA 625	0.36	1			GB
2012/13-3	ME-CC	matrix spike dup, rec	3/6/2013	Organic	4-Bromophenyl phenyl ether	n/a	=	24	%	EPA 625	-88	-88	56	127	GB
2012/13-3	ME-CC	matrix spike, RPD	3/6/2013	Organic	4-Bromophenyl phenyl ether	n/a	=	1	%	EPA 625	-88	-88	0	30	
2012/13-3	000NONPJ	matrix spike	3/20/2013	Organic	4-Chloro-3-methylphenol	n/a	=	6.16	µg/L	EPA 8270Cm	0.37	1			QAX
2012/13-3	000NONPJ	matrix spike, rec	3/20/2013	Organic	4-Chloro-3-methylphenol	n/a	=	62	%	EPA 8270Cm	-88	-88	39	121	QAX
2012/13-3	000NONPJ	matrix spike dup	3/20/2013	Organic	4-Chloro-3-methylphenol	n/a	=	6.53	µg/L	EPA 8270Cm	0.37	1			QAX
2012/13-3	000NONPJ	matrix spike dup, rec	3/20/2013	Organic	4-Chloro-3-methylphenol	n/a	=	65	%	EPA 8270Cm	-88	-88	39	121	QAX
2012/13-3	000NONPJ	matrix spike, RPD	3/20/2013	Organic	4-Chloro-3-methylphenol	n/a	=	6	%	EPA 8270Cm	-88	-88	0	30	QAX
2012/13-3	Lab	method blank	3/20/2013	Organic	4-Chloro-3-methylphenol	n/a	<	0.37	µg/L	EPA 8270Cm	0.37	1			
2012/13-3	Lab	LCS	3/20/2013	Organic	4-Chloro-3-methylphenol	n/a	=	6.1	µg/L	EPA 8270Cm	0.37	1			
2012/13-3	Lab	LCS, rec	3/20/2013	Organic	4-Chloro-3-methylphenol	n/a	=	61	%	EPA 8270Cm	-88	-88	51	112	
2012/13-3	Lab	method blank	3/6/2013	Organic	4-Chlorophenyl phenyl ether	n/a	<	0.41	µg/L	EPA 625	0.41	1			
2012/13-3	Lab	LCS	3/6/2013	Organic	4-Chlorophenyl phenyl ether	n/a	=	33.9	µg/L	EPA 625	0.41	1			
2012/13-3	Lab	LCS, rec	3/6/2013	Organic	4-Chlorophenyl phenyl ether	n/a	=	68	%	EPA 625	-88	-88	25	158	
2012/13-3	ME-CC	matrix spike	3/6/2013	Organic	4-Chlorophenyl phenyl ether	n/a	=	13.2	µg/L	EPA 625	0.41	1			
2012/13-3	ME-CC	matrix spike, rec	3/6/2013	Organic	4-Chlorophenyl phenyl ether	n/a	=	26	%	EPA 625	-88	-88	25	158	
2012/13-3	ME-CC	matrix spike dup	3/6/2013	Organic	4-Chlorophenyl phenyl ether	n/a	=	12.9	µg/L	EPA 625	0.41	1			
2012/13-3	ME-CC	matrix spike dup, rec	3/6/2013	Organic	4-Chlorophenyl phenyl ether	n/a	=	26	%	EPA 625	-88	-88	25	158	
2012/13-3	ME-CC	matrix spike, RPD	3/6/2013	Organic	4-Chlorophenyl phenyl ether	n/a	=	2	%	EPA 625	-88	-88	0	30	
2012/13-3	000NONPJ	matrix spike	3/20/2013	Organic	4-Nitrophenol	n/a	=	2.7	µg/L	EPA 8270Cm	1	2			QAX
2012/13-3	000NONPJ	matrix spike, rec	3/20/2013	Organic	4-Nitrophenol	n/a	=	27	%	EPA 8270Cm	-88	-88	1	65	QAX
2012/13-3	000NONPJ	matrix spike dup	3/20/2013	Organic	4-Nitrophenol	n/a	=	3.07	µg/L	EPA 8270Cm	1	2			QAX

Appendix F
Laboratory QA/QC Analysis Results

Event ID	Site ID	QAQC Sample Type	Analysis Date	Classification	Constituent	Fraction	Sign	Result	Units	Method	MDL	RL	QA Limit		DQOComp
													Min	Max	
2012/13-3	000NONPJ	matrix spike dup, rec	3/20/2013	Organic	4-Nitrophenol	n/a	=	31	%	EPA 8270Cm	-88	-88	1	65	QAX
2012/13-3	000NONPJ	matrix spike, RPD	3/20/2013	Organic	4-Nitrophenol	n/a	=	13	%	EPA 8270Cm	-88	-88	0	30	QAX
2012/13-3	Lab	method blank	3/20/2013	Organic	4-Nitrophenol	n/a	<	1	µg/L	EPA 8270Cm	1	2			
2012/13-3	Lab	LCS	3/20/2013	Organic	4-Nitrophenol	n/a	=	2.61	µg/L	EPA 8270Cm	1	2			
2012/13-3	Lab	LCS, rec	3/20/2013	Organic	4-Nitrophenol	n/a	=	26	%	EPA 8270Cm	-88	-88	15	73	
2012/13-3	000NONPJ	matrix spike	3/21/2013	Organic	Acenaphthene	n/a	=	6.66	µg/L	EPA 8270Cm	0.1	0.1			QAX
2012/13-3	000NONPJ	matrix spike, rec	3/21/2013	Organic	Acenaphthene	n/a	=	67	%	EPA 8270Cm	-88	-88	47	145	QAX
2012/13-3	000NONPJ	matrix spike dup	3/21/2013	Organic	Acenaphthene	n/a	=	6.98	µg/L	EPA 8270Cm	0.1	0.1			QAX
2012/13-3	000NONPJ	matrix spike dup, rec	3/21/2013	Organic	Acenaphthene	n/a	=	70	%	EPA 8270Cm	-88	-88	47	145	QAX
2012/13-3	000NONPJ	matrix spike, RPD	3/21/2013	Organic	Acenaphthene	n/a	=	5	%	EPA 8270Cm	-88	-88	0	30	QAX
2012/13-3	Lab	method blank	3/21/2013	Organic	Acenaphthene	n/a	<	0.1	µg/L	EPA 8270Cm	0.1	0.1			
2012/13-3	Lab	LCS	3/21/2013	Organic	Acenaphthene	n/a	=	6.64	µg/L	EPA 8270Cm	0.1	0.1			
2012/13-3	Lab	LCS, rec	3/21/2013	Organic	Acenaphthene	n/a	=	66	%	EPA 8270Cm	-88	-88	47	145	
2012/13-3	000NONPJ	matrix spike	3/21/2013	Organic	Acenaphthylene	n/a	=	5.75	µg/L	EPA 8270Cm	0.1	0.1			QAX
2012/13-3	000NONPJ	matrix spike, rec	3/21/2013	Organic	Acenaphthylene	n/a	=	58	%	EPA 8270Cm	-88	-88	33	145	QAX
2012/13-3	000NONPJ	matrix spike dup	3/21/2013	Organic	Acenaphthylene	n/a	=	5.92	µg/L	EPA 8270Cm	0.1	0.1			QAX
2012/13-3	000NONPJ	matrix spike dup, rec	3/21/2013	Organic	Acenaphthylene	n/a	=	59	%	EPA 8270Cm	-88	-88	33	145	QAX
2012/13-3	000NONPJ	matrix spike, RPD	3/21/2013	Organic	Acenaphthylene	n/a	=	3	%	EPA 8270Cm	-88	-88	0	30	QAX
2012/13-3	Lab	method blank	3/21/2013	Organic	Acenaphthylene	n/a	<	0.1	µg/L	EPA 8270Cm	0.1	0.1			
2012/13-3	Lab	LCS	3/21/2013	Organic	Acenaphthylene	n/a	=	6.16	µg/L	EPA 8270Cm	0.1	0.1			
2012/13-3	Lab	LCS, rec	3/21/2013	Organic	Acenaphthylene	n/a	=	62	%	EPA 8270Cm	-88	-88	33	145	
2012/13-3	000NONPJ	matrix spike	3/21/2013	Organic	Anthracene	n/a	=	7	µg/L	EPA 8270Cm	0.1	0.1			QAX
2012/13-3	000NONPJ	matrix spike, rec	3/21/2013	Organic	Anthracene	n/a	=	70	%	EPA 8270Cm	-88	-88	27	133	QAX
2012/13-3	000NONPJ	matrix spike dup	3/21/2013	Organic	Anthracene	n/a	=	7.32	µg/L	EPA 8270Cm	0.1	0.1			QAX
2012/13-3	000NONPJ	matrix spike dup, rec	3/21/2013	Organic	Anthracene	n/a	=	73	%	EPA 8270Cm	-88	-88	27	133	QAX
2012/13-3	000NONPJ	matrix spike, RPD	3/21/2013	Organic	Anthracene	n/a	=	4	%	EPA 8270Cm	-88	-88	0	30	QAX
2012/13-3	Lab	method blank	3/21/2013	Organic	Anthracene	n/a	<	0.1	µg/L	EPA 8270Cm	0.1	0.1			
2012/13-3	Lab	LCS	3/21/2013	Organic	Anthracene	n/a	=	7.29	µg/L	EPA 8270Cm	0.1	0.1			
2012/13-3	Lab	LCS, rec	3/21/2013	Organic	Anthracene	n/a	=	73	%	EPA 8270Cm	-88	-88	27	133	
2012/13-3	000NONPJ	matrix spike	3/21/2013	Organic	Benz(a)anthracene	n/a	=	6.45	µg/L	EPA 8270Cm	0.1	0.1			QAX
2012/13-3	000NONPJ	matrix spike, rec	3/21/2013	Organic	Benz(a)anthracene	n/a	=	64	%	EPA 8270Cm	-88	-88	33	143	QAX
2012/13-3	000NONPJ	matrix spike dup	3/21/2013	Organic	Benz(a)anthracene	n/a	=	6.94	µg/L	EPA 8270Cm	0.1	0.1			QAX
2012/13-3	000NONPJ	matrix spike dup, rec	3/21/2013	Organic	Benz(a)anthracene	n/a	=	69	%	EPA 8270Cm	-88	-88	33	143	QAX
2012/13-3	000NONPJ	matrix spike, RPD	3/21/2013	Organic	Benz(a)anthracene	n/a	=	7	%	EPA 8270Cm	-88	-88	0	30	QAX
2012/13-3	Lab	method blank	3/21/2013	Organic	Benz(a)anthracene	n/a	<	0.1	µg/L	EPA 8270Cm	0.1	0.1			
2012/13-3	Lab	LCS	3/21/2013	Organic	Benz(a)anthracene	n/a	=	7.21	µg/L	EPA 8270Cm	0.1	0.1			
2012/13-3	Lab	LCS, rec	3/21/2013	Organic	Benz(a)anthracene	n/a	=	72	%	EPA 8270Cm	-88	-88	33	143	
2012/13-3	Lab	method blank	3/6/2013	Organic	Benzidine	n/a	<	3.7	µg/L	EPA 625	3.7	10			
2012/13-3	Lab	method blank	3/14/2013	Organic	Benzo(a)pyrene	n/a	<	0.07	µg/L	EPA 525.2	0.07	0.1			
2012/13-3	Lab	LCS	3/14/2013	Organic	Benzo(a)pyrene	n/a	=	4.18	µg/L	EPA 525.2	0.07	0.1			
2012/13-3	Lab	LCS, rec	3/14/2013	Organic	Benzo(a)pyrene	n/a	=	84	%	EPA 525.2	-88	-88	54	136	
2012/13-3	MO-HUE	matrix spike	3/14/2013	Organic	Benzo(a)pyrene	n/a	=	1	µg/L	EPA 525.2	0.07	0.1			GB
2012/13-3	MO-HUE	matrix spike, rec	3/14/2013	Organic	Benzo(a)pyrene	n/a	=	20	%	EPA 525.2	-88	-88	29	153	GB
2012/13-3	MO-HUE	matrix spike dup	3/14/2013	Organic	Benzo(a)pyrene	n/a	=	1.26	µg/L	EPA 525.2	0.07	0.1			GB
2012/13-3	MO-HUE	matrix spike dup, rec	3/14/2013	Organic	Benzo(a)pyrene	n/a	=	25	%	EPA 525.2	-88	-88	29	153	GB
2012/13-3	MO-HUE	matrix spike, RPD	3/14/2013	Organic	Benzo(a)pyrene	n/a	=	23	%	EPA 525.2	-88	-88	0	30	
2012/13-3	000NONPJ	matrix spike	3/21/2013	Organic	Benzo(b)fluoranthene	n/a	=	5.82	µg/L	EPA 8270Cm	0.1	0.1			QAX

Appendix F
Laboratory QA/QC Analysis Results

Event ID	Site ID	QAQC Sample Type	Analysis Date	Classification	Constituent	Fraction	Sign	Result	Units	Method	MDL	RL	QA Limit		DQOComp
													Min	Max	
2012/13-3	000NONPJ	matrix spike, rec	3/21/2013	Organic	Benzo(b)fluoranthene	n/a	=	58	%	EPA 8270Cm	-88	-88	24	159	QAX
2012/13-3	000NONPJ	matrix spike dup	3/21/2013	Organic	Benzo(b)fluoranthene	n/a	=	6.07	µg/L	EPA 8270Cm	0.1	0.1			QAX
2012/13-3	000NONPJ	matrix spike dup, rec	3/21/2013	Organic	Benzo(b)fluoranthene	n/a	=	61	%	EPA 8270Cm	-88	-88	24	159	QAX
2012/13-3	000NONPJ	matrix spike, RPD	3/21/2013	Organic	Benzo(b)fluoranthene	n/a	=	4	%	EPA 8270Cm	-88	-88	0	30	QAX
2012/13-3	Lab	method blank	3/21/2013	Organic	Benzo(b)fluoranthene	n/a	<	0.1	µg/L	EPA 8270Cm	0.1	0.1			
2012/13-3	Lab	LCS	3/21/2013	Organic	Benzo(b)fluoranthene	n/a	=	5.89	µg/L	EPA 8270Cm	0.1	0.1			
2012/13-3	Lab	LCS, rec	3/21/2013	Organic	Benzo(b)fluoranthene	n/a	=	59	%	EPA 8270Cm	-88	-88	24	159	
2012/13-3	000NONPJ	matrix spike	3/21/2013	Organic	Benzo(g,h,i)perylene	n/a	=	6.42	µg/L	EPA 8270Cm	0.1	0.1			QAX
2012/13-3	000NONPJ	matrix spike, rec	3/21/2013	Organic	Benzo(g,h,i)perylene	n/a	=	64	%	EPA 8270Cm	-88	-88	0.1	219	QAX
2012/13-3	000NONPJ	matrix spike dup	3/21/2013	Organic	Benzo(g,h,i)perylene	n/a	=	6.58	µg/L	EPA 8270Cm	0.1	0.1			QAX
2012/13-3	000NONPJ	matrix spike dup, rec	3/21/2013	Organic	Benzo(g,h,i)perylene	n/a	=	66	%	EPA 8270Cm	-88	-88	0.1	219	QAX
2012/13-3	000NONPJ	matrix spike, RPD	3/21/2013	Organic	Benzo(g,h,i)perylene	n/a	=	2	%	EPA 8270Cm	-88	-88	0	30	QAX
2012/13-3	Lab	method blank	3/21/2013	Organic	Benzo(g,h,i)perylene	n/a	<	0.1	µg/L	EPA 8270Cm	0.1	0.1			
2012/13-3	Lab	LCS	3/21/2013	Organic	Benzo(g,h,i)perylene	n/a	=	6.34	µg/L	EPA 8270Cm	0.1	0.1			
2012/13-3	Lab	LCS, rec	3/21/2013	Organic	Benzo(g,h,i)perylene	n/a	=	63	%	EPA 8270Cm	-88	-88	0.1	219	
2012/13-3	000NONPJ	matrix spike	3/21/2013	Organic	Benzo(k)fluoranthene	n/a	=	5.87	µg/L	EPA 8270Cm	0.1	0.1			QAX
2012/13-3	000NONPJ	matrix spike, rec	3/21/2013	Organic	Benzo(k)fluoranthene	n/a	=	59	%	EPA 8270Cm	-88	-88	11	162	QAX
2012/13-3	000NONPJ	matrix spike dup	3/21/2013	Organic	Benzo(k)fluoranthene	n/a	=	6.1	µg/L	EPA 8270Cm	0.1	0.1			QAX
2012/13-3	000NONPJ	matrix spike dup, rec	3/21/2013	Organic	Benzo(k)fluoranthene	n/a	=	61	%	EPA 8270Cm	-88	-88	11	162	QAX
2012/13-3	000NONPJ	matrix spike, RPD	3/21/2013	Organic	Benzo(k)fluoranthene	n/a	=	4	%	EPA 8270Cm	-88	-88	0	30	QAX
2012/13-3	Lab	method blank	3/21/2013	Organic	Benzo(k)fluoranthene	n/a	<	0.1	µg/L	EPA 8270Cm	0.1	0.1			
2012/13-3	Lab	LCS	3/21/2013	Organic	Benzo(k)fluoranthene	n/a	=	5.89	µg/L	EPA 8270Cm	0.1	0.1			
2012/13-3	Lab	LCS, rec	3/21/2013	Organic	Benzo(k)fluoranthene	n/a	=	59	%	EPA 8270Cm	-88	-88	11	162	
2012/13-3	Lab	method blank	3/6/2013	Organic	Bis(2-chloroethoxy)methane	n/a	<	0.25	µg/L	EPA 625	0.25	1			
2012/13-3	Lab	LCS	3/6/2013	Organic	Bis(2-chloroethoxy)methane	n/a	=	34	µg/L	EPA 625	0.25	1			
2012/13-3	Lab	LCS, rec	3/6/2013	Organic	Bis(2-chloroethoxy)methane	n/a	=	68	%	EPA 625	-88	-88	33	184	
2012/13-3	ME-CC	matrix spike	3/6/2013	Organic	Bis(2-chloroethoxy)methane	n/a	=	13	µg/L	EPA 625	0.25	1			GB
2012/13-3	ME-CC	matrix spike, rec	3/6/2013	Organic	Bis(2-chloroethoxy)methane	n/a	=	26	%	EPA 625	-88	-88	33	184	GB
2012/13-3	ME-CC	matrix spike dup	3/6/2013	Organic	Bis(2-chloroethoxy)methane	n/a	=	14.8	µg/L	EPA 625	0.25	1			GB
2012/13-3	ME-CC	matrix spike dup, rec	3/6/2013	Organic	Bis(2-chloroethoxy)methane	n/a	=	30	%	EPA 625	-88	-88	33	184	GB
2012/13-3	ME-CC	matrix spike, RPD	3/6/2013	Organic	Bis(2-chloroethoxy)methane	n/a	=	13	%	EPA 625	-88	-88	0	30	
2012/13-3	Lab	method blank	3/6/2013	Organic	Bis(2-chloroethyl)ether	n/a	<	0.27	µg/L	EPA 625	0.27	1			
2012/13-3	Lab	LCS	3/6/2013	Organic	Bis(2-chloroethyl)ether	n/a	=	30.4	µg/L	EPA 625	0.27	1			
2012/13-3	Lab	LCS, rec	3/6/2013	Organic	Bis(2-chloroethyl)ether	n/a	=	61	%	EPA 625	-88	-88	12	158	
2012/13-3	ME-CC	matrix spike	3/6/2013	Organic	Bis(2-chloroethyl)ether	n/a	=	11.4	µg/L	EPA 625	0.27	1			
2012/13-3	ME-CC	matrix spike, rec	3/6/2013	Organic	Bis(2-chloroethyl)ether	n/a	=	23	%	EPA 625	-88	-88	12	158	
2012/13-3	ME-CC	matrix spike dup	3/6/2013	Organic	Bis(2-chloroethyl)ether	n/a	=	13.8	µg/L	EPA 625	0.27	1			
2012/13-3	ME-CC	matrix spike dup, rec	3/6/2013	Organic	Bis(2-chloroethyl)ether	n/a	=	28	%	EPA 625	-88	-88	12	158	
2012/13-3	ME-CC	matrix spike, RPD	3/6/2013	Organic	Bis(2-chloroethyl)ether	n/a	=	19	%	EPA 625	-88	-88	0	30	
2012/13-3	Lab	method blank	3/6/2013	Organic	Bis(2-chloroisopropyl)ether	n/a	<	0.38	µg/L	EPA 625	0.38	1			
2012/13-3	Lab	LCS	3/6/2013	Organic	Bis(2-chloroisopropyl)ether	n/a	=	30.5	µg/L	EPA 625	0.38	1			
2012/13-3	Lab	LCS, rec	3/6/2013	Organic	Bis(2-chloroisopropyl)ether	n/a	=	61	%	EPA 625	-88	-88	36	166	
2012/13-3	ME-CC	matrix spike	3/6/2013	Organic	Bis(2-chloroisopropyl)ether	n/a	=	12.2	µg/L	EPA 625	0.38	1			GB
2012/13-3	ME-CC	matrix spike, rec	3/6/2013	Organic	Bis(2-chloroisopropyl)ether	n/a	=	24	%	EPA 625	-88	-88	36	166	GB
2012/13-3	ME-CC	matrix spike dup	3/6/2013	Organic	Bis(2-chloroisopropyl)ether	n/a	=	14.8	µg/L	EPA 625	0.38	1			GB
2012/13-3	ME-CC	matrix spike dup, rec	3/6/2013	Organic	Bis(2-chloroisopropyl)ether	n/a	=	30	%	EPA 625	-88	-88	36	166	GB
2012/13-3	ME-CC	matrix spike, RPD	3/6/2013	Organic	Bis(2-chloroisopropyl)ether	n/a	=	20	%	EPA 625	-88	-88	0	30	

Appendix F
Laboratory QA/QC Analysis Results

Event ID	Site ID	QAQC Sample Type	Analysis Date	Classification	Constituent	Fraction	Sign	Result	Units	Method	MDL	RL	QA Limit		DQOComp
													Min	Max	
2012/13-3	Lab	method blank	3/14/2013	Organic	Bis(2-ethylhexyl)adipate	n/a	<	0.1	µg/L	EPA 525.2	0.1	5			
2012/13-3	Lab	LCS	3/14/2013	Organic	Bis(2-ethylhexyl)adipate	n/a	=	5.64	µg/L	EPA 525.2	0.1	5			
2012/13-3	Lab	LCS, rec	3/14/2013	Organic	Bis(2-ethylhexyl)adipate	n/a	=	113	%	EPA 525.2	-88	-88	50	145	
2012/13-3	MO-HUE	matrix spike	3/14/2013	Organic	Bis(2-ethylhexyl)adipate	n/a	=	5.77	µg/L	EPA 525.2	0.1	5			
2012/13-3	MO-HUE	matrix spike, rec	3/14/2013	Organic	Bis(2-ethylhexyl)adipate	n/a	=	115	%	EPA 525.2	-88	-88	28	147	
2012/13-3	MO-HUE	matrix spike dup	3/14/2013	Organic	Bis(2-ethylhexyl)adipate	n/a	=	5.57	µg/L	EPA 525.2	0.1	5			
2012/13-3	MO-HUE	matrix spike dup, rec	3/14/2013	Organic	Bis(2-ethylhexyl)adipate	n/a	=	111	%	EPA 525.2	-88	-88	28	147	
2012/13-3	MO-HUE	matrix spike, RPD	3/14/2013	Organic	Bis(2-ethylhexyl)adipate	n/a	=	4	%	EPA 525.2	-88	-88	0	30	
2012/13-3	Lab	method blank	3/14/2013	Organic	Bis(2-ethylhexyl)phthalate	n/a	<	1.1	µg/L	EPA 525.2	1.1	3			
2012/13-3	Lab	LCS	3/14/2013	Organic	Bis(2-ethylhexyl)phthalate	n/a	=	5.56	µg/L	EPA 525.2	1.1	3			
2012/13-3	Lab	LCS, rec	3/14/2013	Organic	Bis(2-ethylhexyl)phthalate	n/a	=	111	%	EPA 525.2	-88	-88	54	142	
2012/13-3	MO-HUE	matrix spike	3/14/2013	Organic	Bis(2-ethylhexyl)phthalate	n/a	=	6.03	µg/L	EPA 525.2	1.1	3			
2012/13-3	MO-HUE	matrix spike, rec	3/14/2013	Organic	Bis(2-ethylhexyl)phthalate	n/a	=	121	%	EPA 525.2	-88	-88	23	154	
2012/13-3	MO-HUE	matrix spike dup	3/14/2013	Organic	Bis(2-ethylhexyl)phthalate	n/a	=	5.56	µg/L	EPA 525.2	1.1	3			
2012/13-3	MO-HUE	matrix spike dup, rec	3/14/2013	Organic	Bis(2-ethylhexyl)phthalate	n/a	=	111	%	EPA 525.2	-88	-88	23	154	
2012/13-3	MO-HUE	matrix spike, RPD	3/14/2013	Organic	Bis(2-ethylhexyl)phthalate	n/a	=	8	%	EPA 525.2	-88	-88	0	30	
2012/13-3	Lab	method blank	3/6/2013	Organic	Butyl benzyl phthalate	n/a	<	0.18	µg/L	EPA 625	0.18	1			
2012/13-3	Lab	LCS	3/6/2013	Organic	Butyl benzyl phthalate	n/a	=	42	µg/L	EPA 625	0.18	1			
2012/13-3	Lab	LCS, rec	3/6/2013	Organic	Butyl benzyl phthalate	n/a	=	84	%	EPA 625	-88	-88	0.1	152	
2012/13-3	ME-CC	matrix spike	3/6/2013	Organic	Butyl benzyl phthalate	n/a	=	19	µg/L	EPA 625	0.18	1			
2012/13-3	ME-CC	matrix spike, rec	3/6/2013	Organic	Butyl benzyl phthalate	n/a	=	38	%	EPA 625	-88	-88	0.1	152	
2012/13-3	ME-CC	matrix spike dup	3/6/2013	Organic	Butyl benzyl phthalate	n/a	=	20.9	µg/L	EPA 625	0.18	1			
2012/13-3	ME-CC	matrix spike dup, rec	3/6/2013	Organic	Butyl benzyl phthalate	n/a	=	42	%	EPA 625	-88	-88	0.1	152	
2012/13-3	ME-CC	matrix spike, RPD	3/6/2013	Organic	Butyl benzyl phthalate	n/a	=	10	%	EPA 625	-88	-88	0	30	
2012/13-3	000NONPJ	matrix spike	3/21/2013	Organic	Chrysene	n/a	=	7.05	µg/L	EPA 8270Cm	0.1	0.1			QAX
2012/13-3	000NONPJ	matrix spike, rec	3/21/2013	Organic	Chrysene	n/a	=	70	%	EPA 8270Cm	-88	-88	17	168	QAX
2012/13-3	000NONPJ	matrix spike dup	3/21/2013	Organic	Chrysene	n/a	=	7.33	µg/L	EPA 8270Cm	0.1	0.1			QAX
2012/13-3	000NONPJ	matrix spike dup, rec	3/21/2013	Organic	Chrysene	n/a	=	73	%	EPA 8270Cm	-88	-88	17	168	QAX
2012/13-3	000NONPJ	matrix spike, RPD	3/21/2013	Organic	Chrysene	n/a	=	4	%	EPA 8270Cm	-88	-88	0	30	QAX
2012/13-3	Lab	method blank	3/21/2013	Organic	Chrysene	n/a	<	0.1	µg/L	EPA 8270Cm	0.1	0.1			
2012/13-3	Lab	LCS	3/21/2013	Organic	Chrysene	n/a	=	7.05	µg/L	EPA 8270Cm	0.1	0.1			
2012/13-3	Lab	LCS, rec	3/21/2013	Organic	Chrysene	n/a	=	71	%	EPA 8270Cm	-88	-88	17	168	
2012/13-3	000NONPJ	matrix spike	3/21/2013	Organic	Dibenz(a,h)anthracene	n/a	=	6.92	µg/L	EPA 8270Cm	0.1	0.1			QAX
2012/13-3	000NONPJ	matrix spike, rec	3/21/2013	Organic	Dibenz(a,h)anthracene	n/a	=	69	%	EPA 8270Cm	-88	-88	0.1	227	QAX
2012/13-3	000NONPJ	matrix spike dup	3/21/2013	Organic	Dibenz(a,h)anthracene	n/a	=	7.13	µg/L	EPA 8270Cm	0.1	0.1			QAX
2012/13-3	000NONPJ	matrix spike dup, rec	3/21/2013	Organic	Dibenz(a,h)anthracene	n/a	=	71	%	EPA 8270Cm	-88	-88	0.1	227	QAX
2012/13-3	000NONPJ	matrix spike, RPD	3/21/2013	Organic	Dibenz(a,h)anthracene	n/a	=	3	%	EPA 8270Cm	-88	-88	0	30	QAX
2012/13-3	Lab	method blank	3/21/2013	Organic	Dibenz(a,h)anthracene	n/a	<	0.1	µg/L	EPA 8270Cm	0.1	0.1			
2012/13-3	Lab	LCS	3/21/2013	Organic	Dibenz(a,h)anthracene	n/a	=	6.89	µg/L	EPA 8270Cm	0.1	0.1			
2012/13-3	Lab	LCS, rec	3/21/2013	Organic	Dibenz(a,h)anthracene	n/a	=	69	%	EPA 8270Cm	-88	-88	0.1	227	
2012/13-3	Lab	method blank	3/6/2013	Organic	Diethyl phthalate	n/a	<	0.15	µg/L	EPA 625	0.15	1			
2012/13-3	Lab	LCS	3/6/2013	Organic	Diethyl phthalate	n/a	=	35.1	µg/L	EPA 625	0.15	1			
2012/13-3	Lab	LCS, rec	3/6/2013	Organic	Diethyl phthalate	n/a	=	70	%	EPA 625	-88	-88	0.1	112	
2012/13-3	ME-CC	matrix spike	3/6/2013	Organic	Diethyl phthalate	n/a	=	15.8	µg/L	EPA 625	0.15	1			
2012/13-3	ME-CC	matrix spike, rec	3/6/2013	Organic	Diethyl phthalate	n/a	=	31	%	EPA 625	-88	-88	0.1	112	
2012/13-3	ME-CC	matrix spike dup	3/6/2013	Organic	Diethyl phthalate	n/a	=	16.3	µg/L	EPA 625	0.15	1			
2012/13-3	ME-CC	matrix spike dup, rec	3/6/2013	Organic	Diethyl phthalate	n/a	=	32	%	EPA 625	-88	-88	0.1	112	

Appendix F
Laboratory QA/QC Analysis Results

Event ID	Site ID	QAQC Sample Type	Analysis Date	Classification	Constituent	Fraction	Sign	Result	Units	Method	MDL	RL	QA Limit		DQOComp
													Min	Max	
2012/13-3	ME-CC	matrix spike, RPD	3/6/2013	Organic	Diethyl phthalate	n/a	=	3	%	EPA 625	-88	-88	0	30	
2012/13-3	Lab	method blank	3/6/2013	Organic	Dimethyl phthalate	n/a	<	0.18	µg/L	EPA 625	0.18	1			
2012/13-3	Lab	LCS	3/6/2013	Organic	Dimethyl phthalate	n/a	=	31.5	µg/L	EPA 625	0.18	1			
2012/13-3	Lab	LCS, rec	3/6/2013	Organic	Dimethyl phthalate	n/a	=	63	%	EPA 625	-88	-88	0.1	112	
2012/13-3	ME-CC	matrix spike	3/6/2013	Organic	Dimethyl phthalate	n/a	=	13.4	µg/L	EPA 625	0.18	1			
2012/13-3	ME-CC	matrix spike, rec	3/6/2013	Organic	Dimethyl phthalate	n/a	=	27	%	EPA 625	-88	-88	0.1	112	
2012/13-3	ME-CC	matrix spike dup	3/6/2013	Organic	Dimethyl phthalate	n/a	=	13.6	µg/L	EPA 625	0.18	1			
2012/13-3	ME-CC	matrix spike dup, rec	3/6/2013	Organic	Dimethyl phthalate	n/a	=	27	%	EPA 625	-88	-88	0.1	112	
2012/13-3	ME-CC	matrix spike, RPD	3/6/2013	Organic	Dimethyl phthalate	n/a	=	1	%	EPA 625	-88	-88	0	30	
2012/13-3	Lab	method blank	3/6/2013	Organic	Di-n-butylphthalate	n/a	<	0.24	µg/L	EPA 625	0.24	1			
2012/13-3	Lab	LCS	3/6/2013	Organic	Di-n-butylphthalate	n/a	=	39.3	µg/L	EPA 625	0.24	1			
2012/13-3	Lab	LCS, rec	3/6/2013	Organic	Di-n-butylphthalate	n/a	=	79	%	EPA 625	-88	-88	1	118	
2012/13-3	ME-CC	matrix spike	3/6/2013	Organic	Di-n-butylphthalate	n/a	=	16.6	µg/L	EPA 625	0.24	1			
2012/13-3	ME-CC	matrix spike, rec	3/6/2013	Organic	Di-n-butylphthalate	n/a	=	33	%	EPA 625	-88	-88	1	118	
2012/13-3	ME-CC	matrix spike dup	3/6/2013	Organic	Di-n-butylphthalate	n/a	=	18.3	µg/L	EPA 625	0.24	1			
2012/13-3	ME-CC	matrix spike dup, rec	3/6/2013	Organic	Di-n-butylphthalate	n/a	=	37	%	EPA 625	-88	-88	1	118	
2012/13-3	ME-CC	matrix spike, RPD	3/6/2013	Organic	Di-n-butylphthalate	n/a	=	10	%	EPA 625	-88	-88	0	30	
2012/13-3	Lab	method blank	3/6/2013	Organic	Di-n-octylphthalate	n/a	<	0.19	µg/L	EPA 625	0.19	1			
2012/13-3	Lab	LCS	3/6/2013	Organic	Di-n-octylphthalate	n/a	=	29.7	µg/L	EPA 625	0.19	1			
2012/13-3	Lab	LCS, rec	3/6/2013	Organic	Di-n-octylphthalate	n/a	=	59	%	EPA 625	-88	-88	6	146	
2012/13-3	ME-CC	matrix spike	3/6/2013	Organic	Di-n-octylphthalate	n/a	=	16.5	µg/L	EPA 625	0.19	1			
2012/13-3	ME-CC	matrix spike, rec	3/6/2013	Organic	Di-n-octylphthalate	n/a	=	33	%	EPA 625	-88	-88	6	146	
2012/13-3	ME-CC	matrix spike dup	3/6/2013	Organic	Di-n-octylphthalate	n/a	=	18.1	µg/L	EPA 625	0.19	1			
2012/13-3	ME-CC	matrix spike dup, rec	3/6/2013	Organic	Di-n-octylphthalate	n/a	=	36	%	EPA 625	-88	-88	6	146	
2012/13-3	ME-CC	matrix spike, RPD	3/6/2013	Organic	Di-n-octylphthalate	n/a	=	9	%	EPA 625	-88	-88	0	30	
2012/13-3	000NONPJ	matrix spike	3/21/2013	Organic	Fluoranthene	n/a	=	6.69	µg/L	EPA 8270Cm	0.1	0.1			QAX
2012/13-3	000NONPJ	matrix spike, rec	3/21/2013	Organic	Fluoranthene	n/a	=	67	%	EPA 8270Cm	-88	-88	26	137	QAX
2012/13-3	000NONPJ	matrix spike dup	3/21/2013	Organic	Fluoranthene	n/a	=	7.14	µg/L	EPA 8270Cm	0.1	0.1			QAX
2012/13-3	000NONPJ	matrix spike dup, rec	3/21/2013	Organic	Fluoranthene	n/a	=	71	%	EPA 8270Cm	-88	-88	26	137	QAX
2012/13-3	000NONPJ	matrix spike, RPD	3/21/2013	Organic	Fluoranthene	n/a	=	6	%	EPA 8270Cm	-88	-88	0	30	QAX
2012/13-3	Lab	method blank	3/21/2013	Organic	Fluoranthene	n/a	<	0.1	µg/L	EPA 8270Cm	0.1	0.1			
2012/13-3	Lab	LCS	3/21/2013	Organic	Fluoranthene	n/a	=	7.08	µg/L	EPA 8270Cm	0.1	0.1			
2012/13-3	Lab	LCS, rec	3/21/2013	Organic	Fluoranthene	n/a	=	71	%	EPA 8270Cm	-88	-88	26	137	
2012/13-3	000NONPJ	matrix spike	3/21/2013	Organic	Fluorene	n/a	=	7.01	µg/L	EPA 8270Cm	0.1	0.1			QAX
2012/13-3	000NONPJ	matrix spike, rec	3/21/2013	Organic	Fluorene	n/a	=	70	%	EPA 8270Cm	-88	-88	59	121	QAX
2012/13-3	000NONPJ	matrix spike dup	3/21/2013	Organic	Fluorene	n/a	=	7.2	µg/L	EPA 8270Cm	0.1	0.1			QAX
2012/13-3	000NONPJ	matrix spike dup, rec	3/21/2013	Organic	Fluorene	n/a	=	72	%	EPA 8270Cm	-88	-88	59	121	QAX
2012/13-3	000NONPJ	matrix spike, RPD	3/21/2013	Organic	Fluorene	n/a	=	3	%	EPA 8270Cm	-88	-88	0	30	QAX
2012/13-3	Lab	method blank	3/21/2013	Organic	Fluorene	n/a	<	0.1	µg/L	EPA 8270Cm	0.1	0.1			
2012/13-3	Lab	LCS	3/21/2013	Organic	Fluorene	n/a	=	6.99	µg/L	EPA 8270Cm	0.1	0.1			
2012/13-3	Lab	LCS, rec	3/21/2013	Organic	Fluorene	n/a	=	70	%	EPA 8270Cm	-88	-88	59	121	
2012/13-3	Lab	method blank	3/6/2013	Organic	Hexachlorobenzene	n/a	<	0.49	µg/L	EPA 625	0.49	1			
2012/13-3	Lab	LCS	3/6/2013	Organic	Hexachlorobenzene	n/a	=	32.7	µg/L	EPA 625	0.49	1			
2012/13-3	Lab	LCS, rec	3/6/2013	Organic	Hexachlorobenzene	n/a	=	65	%	EPA 625	-88	-88	0.1	152	
2012/13-3	ME-CC	matrix spike	3/6/2013	Organic	Hexachlorobenzene	n/a	=	14.2	µg/L	EPA 625	0.49	1			
2012/13-3	ME-CC	matrix spike, rec	3/6/2013	Organic	Hexachlorobenzene	n/a	=	28	%	EPA 625	-88	-88	0.1	152	
2012/13-3	ME-CC	matrix spike dup	3/6/2013	Organic	Hexachlorobenzene	n/a	=	14.3	µg/L	EPA 625	0.49	1			

Appendix F
Laboratory QA/QC Analysis Results

Event ID	Site ID	QAQC Sample Type	Analysis Date	Classification	Constituent	Fraction	Sign	Result	Units	Method	MDL	RL	QA Limit		DQOComp
													Min	Max	
2012/13-3	ME-CC	matrix spike dup, rec	3/6/2013	Organic	Hexachlorobenzene	n/a	=	29	%	EPA 625	-88	-88	0.1	152	
2012/13-3	ME-CC	matrix spike, RPD	3/6/2013	Organic	Hexachlorobenzene	n/a	=	0.6	%	EPA 625	-88	-88	0	30	
2012/13-3	Lab	method blank	3/6/2013	Organic	Hexachlorobutadiene	n/a	<	0.47	µg/L	EPA 625	0.47	1			
2012/13-3	Lab	LCS	3/6/2013	Organic	Hexachlorobutadiene	n/a	=	37.1	µg/L	EPA 625	0.47	1			
2012/13-3	Lab	LCS, rec	3/6/2013	Organic	Hexachlorobutadiene	n/a	=	74	%	EPA 625	-88	-88	24	116	
2012/13-3	ME-CC	matrix spike	3/6/2013	Organic	Hexachlorobutadiene	n/a	=	14.1	µg/L	EPA 625	0.47	1			
2012/13-3	ME-CC	matrix spike, rec	3/6/2013	Organic	Hexachlorobutadiene	n/a	=	28	%	EPA 625	-88	-88	24	116	
2012/13-3	ME-CC	matrix spike dup	3/6/2013	Organic	Hexachlorobutadiene	n/a	=	13	µg/L	EPA 625	0.47	1			
2012/13-3	ME-CC	matrix spike dup, rec	3/6/2013	Organic	Hexachlorobutadiene	n/a	=	26	%	EPA 625	-88	-88	24	116	
2012/13-3	ME-CC	matrix spike, RPD	3/6/2013	Organic	Hexachlorobutadiene	n/a	=	8	%	EPA 625	-88	-88	0	30	
2012/13-3	Lab	method blank	3/6/2013	Organic	Hexachlorocyclopentadiene	n/a	<	1.5	µg/L	EPA 625	1.5	5			
2012/13-3	Lab	LCS	3/6/2013	Organic	Hexachlorocyclopentadiene	n/a	=	30.9	µg/L	EPA 625	1.5	5			
2012/13-3	Lab	LCS, rec	3/6/2013	Organic	Hexachlorocyclopentadiene	n/a	=	62	%	EPA 625	-88	-88	0.1	136	
2012/13-3	ME-CC	matrix spike	3/6/2013	Organic	Hexachlorocyclopentadiene	n/a	=	11.7	µg/L	EPA 625	1.5	5			
2012/13-3	ME-CC	matrix spike, rec	3/6/2013	Organic	Hexachlorocyclopentadiene	n/a	=	23	%	EPA 625	-88	-88	0.1	146	
2012/13-3	ME-CC	matrix spike dup	3/6/2013	Organic	Hexachlorocyclopentadiene	n/a	=	9.49	µg/L	EPA 625	1.5	5			
2012/13-3	ME-CC	matrix spike dup, rec	3/6/2013	Organic	Hexachlorocyclopentadiene	n/a	=	19	%	EPA 625	-88	-88	0.1	146	
2012/13-3	ME-CC	matrix spike, RPD	3/6/2013	Organic	Hexachlorocyclopentadiene	n/a	=	21	%	EPA 625	-88	-88	0	30	
2012/13-3	Lab	method blank	3/6/2013	Organic	Hexachloroethane	n/a	<	0.52	µg/L	EPA 625	0.52	1			
2012/13-3	Lab	LCS	3/6/2013	Organic	Hexachloroethane	n/a	=	24.4	µg/L	EPA 625	0.52	1			
2012/13-3	Lab	LCS, rec	3/6/2013	Organic	Hexachloroethane	n/a	=	49	%	EPA 625	-88	-88	40	113	
2012/13-3	ME-CC	matrix spike	3/6/2013	Organic	Hexachloroethane	n/a	=	10.5	µg/L	EPA 625	0.52	1			GB
2012/13-3	ME-CC	matrix spike, rec	3/6/2013	Organic	Hexachloroethane	n/a	=	21	%	EPA 625	-88	-88	40	113	GB
2012/13-3	ME-CC	matrix spike dup	3/6/2013	Organic	Hexachloroethane	n/a	=	11	µg/L	EPA 625	0.52	1			GB
2012/13-3	ME-CC	matrix spike dup, rec	3/6/2013	Organic	Hexachloroethane	n/a	=	22	%	EPA 625	-88	-88	40	113	GB
2012/13-3	ME-CC	matrix spike, RPD	3/6/2013	Organic	Hexachloroethane	n/a	=	4	%	EPA 625	-88	-88	0	30	
2012/13-3	000NONPJ	matrix spike	3/21/2013	Organic	Indeno(1,2,3-cd)pyrene	n/a	=	6.15	µg/L	EPA 8270Cm	0.1	0.1			QAX
2012/13-3	000NONPJ	matrix spike, rec	3/21/2013	Organic	Indeno(1,2,3-cd)pyrene	n/a	=	62	%	EPA 8270Cm	-88	-88	0.1	171	QAX
2012/13-3	000NONPJ	matrix spike dup	3/21/2013	Organic	Indeno(1,2,3-cd)pyrene	n/a	=	6.34	µg/L	EPA 8270Cm	0.1	0.1			QAX
2012/13-3	000NONPJ	matrix spike dup, rec	3/21/2013	Organic	Indeno(1,2,3-cd)pyrene	n/a	=	63	%	EPA 8270Cm	-88	-88	0.1	171	QAX
2012/13-3	000NONPJ	matrix spike, RPD	3/21/2013	Organic	Indeno(1,2,3-cd)pyrene	n/a	=	3	%	EPA 8270Cm	-88	-88	0	30	QAX
2012/13-3	Lab	method blank	3/21/2013	Organic	Indeno(1,2,3-cd)pyrene	n/a	<	0.1	µg/L	EPA 8270Cm	0.1	0.1			
2012/13-3	Lab	LCS	3/21/2013	Organic	Indeno(1,2,3-cd)pyrene	n/a	=	6.17	µg/L	EPA 8270Cm	0.1	0.1			
2012/13-3	Lab	LCS, rec	3/21/2013	Organic	Indeno(1,2,3-cd)pyrene	n/a	=	62	%	EPA 8270Cm	-88	-88	0.1	171	
2012/13-3	Lab	method blank	3/6/2013	Organic	Isophorone	n/a	<	0.21	µg/L	EPA 625	0.21	1			
2012/13-3	Lab	LCS	3/6/2013	Organic	Isophorone	n/a	=	32	µg/L	EPA 625	0.21	1			
2012/13-3	Lab	LCS, rec	3/6/2013	Organic	Isophorone	n/a	=	64	%	EPA 625	-88	-88	21	196	
2012/13-3	ME-CC	matrix spike	3/6/2013	Organic	Isophorone	n/a	=	13.4	µg/L	EPA 625	0.21	1			
2012/13-3	ME-CC	matrix spike, rec	3/6/2013	Organic	Isophorone	n/a	=	27	%	EPA 625	-88	-88	21	196	
2012/13-3	ME-CC	matrix spike dup	3/6/2013	Organic	Isophorone	n/a	=	15.6	µg/L	EPA 625	0.21	1			
2012/13-3	ME-CC	matrix spike dup, rec	3/6/2013	Organic	Isophorone	n/a	=	31	%	EPA 625	-88	-88	21	196	
2012/13-3	ME-CC	matrix spike, RPD	3/6/2013	Organic	Isophorone	n/a	=	15	%	EPA 625	-88	-88	0	30	
2012/13-3	Lab	LCS dup	2/27/2013	Organic	Methyl tert-butyl ether (MTBE)	n/a	=	4.94	µg/L	EPA 524.2	0.19	2			
2012/13-3	Lab	LCS dup, rec	2/27/2013	Organic	Methyl tert-butyl ether (MTBE)	n/a	=	82	%	EPA 524.2	-88	-88	70	130	
2012/13-3	Lab	LCS, RPD	2/27/2013	Organic	Methyl tert-butyl ether (MTBE)	n/a	=	0.2	%	EPA 524.2	-88	-88	0	30	
2012/13-3	Lab	LCS	2/27/2013	Organic	Methyl tert-butyl ether (MTBE)	n/a	=	4.93	µg/L	EPA 524.2	0.19	2			
2012/13-3	Lab	LCS, rec	2/27/2013	Organic	Methyl tert-butyl ether (MTBE)	n/a	=	82	%	EPA 524.2	-88	-88	70	130	

Appendix F
Laboratory QA/QC Analysis Results

Event ID	Site ID	QAQC Sample Type	Analysis Date	Classification	Constituent	Fraction	Sign	Result	Units	Method	MDL	RL	QA Limit		DQOComp
													Min	Max	
2012/13-3	Lab	method blank	2/27/2013	Organic	Methyl tert-butyl ether (MTBE)	n/a	<	0.19	µg/L	EPA 524.2	0.19	2			
2012/13-3	MO-VEN	field blank	2/28/2013	Organic	Methyl tert-butyl ether (MTBE)	n/a	<	0.19	µg/L	EPA 524.2	0.19	2			
2012/13-3	000NONPJ	matrix spike	3/21/2013	Organic	Naphthalene	n/a	=	6.53	µg/L	EPA 8270Cm	0.1	0.1			QAX
2012/13-3	000NONPJ	matrix spike, rec	3/21/2013	Organic	Naphthalene	n/a	=	65	%	EPA 8270Cm	-88	-88	21	133	QAX
2012/13-3	000NONPJ	matrix spike dup	3/21/2013	Organic	Naphthalene	n/a	=	6.68	µg/L	EPA 8270Cm	0.1	0.1			QAX
2012/13-3	000NONPJ	matrix spike dup, rec	3/21/2013	Organic	Naphthalene	n/a	=	67	%	EPA 8270Cm	-88	-88	21	133	QAX
2012/13-3	000NONPJ	matrix spike, RPD	3/21/2013	Organic	Naphthalene	n/a	=	2	%	EPA 8270Cm	-88	-88	0	30	QAX
2012/13-3	Lab	method blank	3/21/2013	Organic	Naphthalene	n/a	<	0.1	µg/L	EPA 8270Cm	0.1	0.1			
2012/13-3	Lab	LCS	3/21/2013	Organic	Naphthalene	n/a	=	6.2	µg/L	EPA 8270Cm	0.1	0.1			
2012/13-3	Lab	LCS, rec	3/21/2013	Organic	Naphthalene	n/a	=	62	%	EPA 8270Cm	-88	-88	21	133	
2012/13-3	Lab	method blank	3/6/2013	Organic	Nitrobenzene	n/a	<	0.36	µg/L	EPA 625	0.36	1			
2012/13-3	Lab	LCS	3/6/2013	Organic	Nitrobenzene	n/a	=	33.9	µg/L	EPA 625	0.36	1			
2012/13-3	Lab	LCS, rec	3/6/2013	Organic	Nitrobenzene	n/a	=	68	%	EPA 625	-88	-88	35	180	
2012/13-3	ME-CC	matrix spike	3/6/2013	Organic	Nitrobenzene	n/a	=	13.5	µg/L	EPA 625	0.36	1			GB
2012/13-3	ME-CC	matrix spike, rec	3/6/2013	Organic	Nitrobenzene	n/a	=	27	%	EPA 625	-88	-88	35	180	GB
2012/13-3	ME-CC	matrix spike dup	3/6/2013	Organic	Nitrobenzene	n/a	=	15.6	µg/L	EPA 625	0.36	1			GB
2012/13-3	ME-CC	matrix spike dup, rec	3/6/2013	Organic	Nitrobenzene	n/a	=	31	%	EPA 625	-88	-88	35	180	GB
2012/13-3	ME-CC	matrix spike, RPD	3/6/2013	Organic	Nitrobenzene	n/a	=	14	%	EPA 625	-88	-88	0	30	
2012/13-3	000NONPJ	srgt matrix spike	3/21/2013	Organic	Nitrobenzene-d5	n/a	=	3.13	µg/L	EPA 8270Cm	-88	-88			QAX
2012/13-3	000NONPJ	srgt matrix spike, rec	3/21/2013	Organic	Nitrobenzene-d5	n/a	=	63	%	EPA 8270Cm	-88	-88	51	143	QAX
2012/13-3	000NONPJ	srgt matrix spike dup	3/21/2013	Organic	Nitrobenzene-d5	n/a	=	3.02	µg/L	EPA 8270Cm	-88	-88			QAX
2012/13-3	000NONPJ	srgt matrix spike dup, rec	3/21/2013	Organic	Nitrobenzene-d5	n/a	=	60	%	EPA 8270Cm	-88	-88	51	143	QAX
2012/13-3	Lab	srgt method blank	3/6/2013	Organic	Nitrobenzene-d5	n/a	=	34	µg/L	EPA 625	-88	-88			
2012/13-3	Lab	srgt method blank, rec	3/6/2013	Organic	Nitrobenzene-d5	n/a	=	68	%	EPA 625	-88	-88	34	139	
2012/13-3	Lab	srgt LCS	3/6/2013	Organic	Nitrobenzene-d5	n/a	=	34.9	µg/L	EPA 625	-88	-88			
2012/13-3	Lab	srgt LCS, rec	3/6/2013	Organic	Nitrobenzene-d5	n/a	=	70	%	EPA 625	-88	-88	34	139	
2012/13-3	Lab	srgt method blank	3/21/2013	Organic	Nitrobenzene-d5	n/a	=	2.09	µg/L	EPA 8270Cm	-88	-88			GN
2012/13-3	Lab	srgt method blank, rec	3/21/2013	Organic	Nitrobenzene-d5	n/a	=	42	%	EPA 8270Cm	-88	-88	51	143	GN
2012/13-3	Lab	srgt LCS	3/21/2013	Organic	Nitrobenzene-d5	n/a	=	3.02	µg/L	EPA 8270Cm	-88	-88			
2012/13-3	Lab	srgt LCS, rec	3/21/2013	Organic	Nitrobenzene-d5	n/a	=	60	%	EPA 8270Cm	-88	-88	51	143	
2012/13-3	ME-CC	srgt matrix spike	3/6/2013	Organic	Nitrobenzene-d5	n/a	=	13.6	µg/L	EPA 625	-88	-88			GN
2012/13-3	ME-CC	srgt matrix spike, rec	3/6/2013	Organic	Nitrobenzene-d5	n/a	=	27	%	EPA 625	-88	-88	34	139	GN
2012/13-3	ME-CC	srgt matrix spike dup	3/6/2013	Organic	Nitrobenzene-d5	n/a	=	15.9	µg/L	EPA 625	-88	-88			GN
2012/13-3	ME-CC	srgt matrix spike dup, rec	3/6/2013	Organic	Nitrobenzene-d5	n/a	=	32	%	EPA 625	-88	-88	34	139	GN
2012/13-3	ME-CC	srgt environ	3/6/2013	Organic	Nitrobenzene-d5	n/a	=	24.9	µg/L	EPA 625	-88	-88			
2012/13-3	ME-CC	srgt environ, rec	3/6/2013	Organic	Nitrobenzene-d5	n/a	=	50	%	EPA 625	-88	-88	34	139	
2012/13-3	ME-CC	srgt environ	3/21/2013	Organic	Nitrobenzene-d5	n/a	=	2.34	µg/L	EPA 8270Cm	-88	-88			GN
2012/13-3	ME-CC	srgt environ, rec	3/21/2013	Organic	Nitrobenzene-d5	n/a	=	47	%	EPA 8270Cm	-88	-88	51	143	GN
2012/13-3	ME-SCR	srgt environ	3/6/2013	Organic	Nitrobenzene-d5	n/a	=	40.1	µg/L	EPA 625	-88	-88			
2012/13-3	ME-SCR	srgt environ, rec	3/6/2013	Organic	Nitrobenzene-d5	n/a	=	80	%	EPA 625	-88	-88	34	139	
2012/13-3	ME-SCR	srgt environ	3/21/2013	Organic	Nitrobenzene-d5	n/a	=	1.52	µg/L	EPA 8270Cm	-88	-88			GN
2012/13-3	ME-SCR	srgt environ, rec	3/21/2013	Organic	Nitrobenzene-d5	n/a	=	30	%	EPA 8270Cm	-88	-88	51	143	GN
2012/13-3	MO-CAM	srgt environ	3/6/2013	Organic	Nitrobenzene-d5	n/a	=	19.9	µg/L	EPA 625	-88	-88			D
2012/13-3	MO-CAM	srgt environ, rec	3/6/2013	Organic	Nitrobenzene-d5	n/a	=	40	%	EPA 625	-88	-88	34	139	D
2012/13-3	MO-CAM	srgt environ	3/21/2013	Organic	Nitrobenzene-d5	n/a	=	2.97	µg/L	EPA 8270Cm	-88	-88			D
2012/13-3	MO-CAM	srgt environ, rec	3/21/2013	Organic	Nitrobenzene-d5	n/a	=	59	%	EPA 8270Cm	-88	-88	51	143	D
2012/13-3	MO-FIL	srgt environ	3/6/2013	Organic	Nitrobenzene-d5	n/a	=	34.1	µg/L	EPA 625	-88	-88			

Appendix F
Laboratory QA/QC Analysis Results

Event ID	Site ID	QAQC Sample Type	Analysis Date	Classification	Constituent	Fraction	Sign	Result	Units	Method	MDL	RL	QA Limit		DQOComp
													Min	Max	
2012/13-3	MO-FIL	srgt environ, rec	3/6/2013	Organic	Nitrobenzene-d5	n/a	=	68	%	EPA 625	-88	-88	34	139	
2012/13-3	MO-FIL	srgt environ	3/21/2013	Organic	Nitrobenzene-d5	n/a	=	3.14	µg/L	EPA 8270Cm	-88	-88			
2012/13-3	MO-FIL	srgt environ, rec	3/21/2013	Organic	Nitrobenzene-d5	n/a	=	63	%	EPA 8270Cm	-88	-88	51	143	
2012/13-3	MO-HUE	srgt environ	3/7/2013	Organic	Nitrobenzene-d5	n/a	=	31	µg/L	EPA 625	-88	-88			
2012/13-3	MO-HUE	srgt environ, rec	3/7/2013	Organic	Nitrobenzene-d5	n/a	=	62	%	EPA 625	-88	-88	34	139	
2012/13-3	MO-HUE	srgt environ	3/21/2013	Organic	Nitrobenzene-d5	n/a	=	3.35	µg/L	EPA 8270Cm	-88	-88			
2012/13-3	MO-HUE	srgt environ, rec	3/21/2013	Organic	Nitrobenzene-d5	n/a	=	67	%	EPA 8270Cm	-88	-88	51	143	
2012/13-3	MO-OXN	srgt environ	3/6/2013	Organic	Nitrobenzene-d5	n/a	=	19.3	µg/L	EPA 625	-88	-88			D
2012/13-3	MO-OXN	srgt environ, rec	3/6/2013	Organic	Nitrobenzene-d5	n/a	=	39	%	EPA 625	-88	-88	34	139	D
2012/13-3	MO-OXN	srgt environ	3/21/2013	Organic	Nitrobenzene-d5	n/a	=	2.33	µg/L	EPA 8270Cm	-88	-88			D,GN
2012/13-3	MO-OXN	srgt environ, rec	3/21/2013	Organic	Nitrobenzene-d5	n/a	=	44	%	EPA 8270Cm	-88	-88	51	143	D,GN
2012/13-3	MO-SIM	srgt environ	3/6/2013	Organic	Nitrobenzene-d5	n/a	=	20.7	µg/L	EPA 625	-88	-88			D
2012/13-3	MO-SIM	srgt environ, rec	3/6/2013	Organic	Nitrobenzene-d5	n/a	=	41	%	EPA 625	-88	-88	34	139	D
2012/13-3	MO-SIM	srgt environ	3/21/2013	Organic	Nitrobenzene-d5	n/a	=	3.52	µg/L	EPA 8270Cm	-88	-88			D
2012/13-3	MO-SIM	srgt environ, rec	3/21/2013	Organic	Nitrobenzene-d5	n/a	=	70	%	EPA 8270Cm	-88	-88	51	143	D
2012/13-3	MO-SPA	srgt environ	3/6/2013	Organic	Nitrobenzene-d5	n/a	=	30.3	µg/L	EPA 625	-88	-88			D
2012/13-3	MO-SPA	srgt environ, rec	3/6/2013	Organic	Nitrobenzene-d5	n/a	=	61	%	EPA 625	-88	-88	34	139	D
2012/13-3	MO-SPA	srgt environ	3/21/2013	Organic	Nitrobenzene-d5	n/a	=	6.23	µg/L	EPA 8270Cm	-88	-88			D
2012/13-3	MO-SPA	srgt environ, rec	3/21/2013	Organic	Nitrobenzene-d5	n/a	=	62	%	EPA 8270Cm	-88	-88	51	143	D
2012/13-3	MO-THO	srgt environ	3/6/2013	Organic	Nitrobenzene-d5	n/a	=	25.6	µg/L	EPA 625	-88	-88			D
2012/13-3	MO-THO	srgt environ, rec	3/6/2013	Organic	Nitrobenzene-d5	n/a	=	51	%	EPA 625	-88	-88	34	139	D
2012/13-3	MO-THO	srgt environ	3/21/2013	Organic	Nitrobenzene-d5	n/a	=	3.11	µg/L	EPA 8270Cm	-88	-88			D
2012/13-3	MO-THO	srgt environ, rec	3/21/2013	Organic	Nitrobenzene-d5	n/a	=	62	%	EPA 8270Cm	-88	-88	51	143	D
2012/13-3	MO-VEN	srgt environ	3/6/2013	Organic	Nitrobenzene-d5	n/a	=	22.6	µg/L	EPA 625	-88	-88			D
2012/13-3	MO-VEN	srgt environ, rec	3/6/2013	Organic	Nitrobenzene-d5	n/a	=	45	%	EPA 625	-88	-88	34	139	D
2012/13-3	MO-VEN	srgt environ	3/21/2013	Organic	Nitrobenzene-d5	n/a	=	3.72	µg/L	EPA 8270Cm	-88	-88			D
2012/13-3	MO-VEN	srgt environ, rec	3/21/2013	Organic	Nitrobenzene-d5	n/a	=	74	%	EPA 8270Cm	-88	-88	51	143	D
2012/13-3	Lab	method blank	3/6/2013	Organic	N-Nitrosodimethylamine	n/a	<	0.14	µg/L	EPA 625	0.14	1			
2012/13-3	Lab	LCS	3/6/2013	Organic	N-Nitrosodimethylamine	n/a	=	21.5	µg/L	EPA 625	0.14	1			
2012/13-3	Lab	LCS, rec	3/6/2013	Organic	N-Nitrosodimethylamine	n/a	=	43	%	EPA 625	-88	-88	27	78	
2012/13-3	ME-CC	matrix spike	3/6/2013	Organic	N-Nitrosodimethylamine	n/a	=	12.9	µg/L	EPA 625	0.14	1			
2012/13-3	ME-CC	matrix spike, rec	3/6/2013	Organic	N-Nitrosodimethylamine	n/a	=	26	%	EPA 625	-88	-88	22	70	
2012/13-3	ME-CC	matrix spike dup	3/6/2013	Organic	N-Nitrosodimethylamine	n/a	=	14	µg/L	EPA 625	0.14	1			
2012/13-3	ME-CC	matrix spike dup, rec	3/6/2013	Organic	N-Nitrosodimethylamine	n/a	=	28	%	EPA 625	-88	-88	22	70	
2012/13-3	ME-CC	matrix spike, RPD	3/6/2013	Organic	N-Nitrosodimethylamine	n/a	=	8	%	EPA 625	-88	-88	0	30	
2012/13-3	Lab	method blank	3/6/2013	Organic	N-Nitrosodi-N-propylamine	n/a	<	0.26	µg/L	EPA 625	0.26	1			
2012/13-3	Lab	LCS	3/6/2013	Organic	N-Nitrosodi-N-propylamine	n/a	=	44	µg/L	EPA 625	0.26	1			
2012/13-3	Lab	LCS, rec	3/6/2013	Organic	N-Nitrosodi-N-propylamine	n/a	=	88	%	EPA 625	-88	-88	0.1	230	
2012/13-3	ME-CC	matrix spike	3/6/2013	Organic	N-Nitrosodi-N-propylamine	n/a	=	15.1	µg/L	EPA 625	0.26	1			
2012/13-3	ME-CC	matrix spike, rec	3/6/2013	Organic	N-Nitrosodi-N-propylamine	n/a	=	30	%	EPA 625	-88	-88	0.1	230	
2012/13-3	ME-CC	matrix spike dup	3/6/2013	Organic	N-Nitrosodi-N-propylamine	n/a	=	18.4	µg/L	EPA 625	0.26	1			
2012/13-3	ME-CC	matrix spike dup, rec	3/6/2013	Organic	N-Nitrosodi-N-propylamine	n/a	=	37	%	EPA 625	-88	-88	0.1	230	
2012/13-3	ME-CC	matrix spike, RPD	3/6/2013	Organic	N-Nitrosodi-N-propylamine	n/a	=	20	%	EPA 625	-88	-88	0	30	
2012/13-3	Lab	method blank	3/6/2013	Organic	N-Nitrosodiphenylamine	n/a	<	0.19	µg/L	EPA 625	0.19	1			
2012/13-3	Lab	LCS	3/6/2013	Organic	N-Nitrosodiphenylamine	n/a	=	25.8	µg/L	EPA 625	0.19	1			
2012/13-3	Lab	LCS, rec	3/6/2013	Organic	N-Nitrosodiphenylamine	n/a	=	52	%	EPA 625	-88	-88	48	129	
2012/13-3	ME-CC	matrix spike	3/6/2013	Organic	N-Nitrosodiphenylamine	n/a	=	9.38	µg/L	EPA 625	0.19	1			

Appendix F
Laboratory QA/QC Analysis Results

Event ID	Site ID	QAQC Sample Type	Analysis Date	Classification	Constituent	Fraction	Sign	Result	Units	Method	MDL	RL	QA Limit		DQOComp
													Min	Max	
2012/13-3	ME-CC	matrix spike, rec	3/6/2013	Organic	N-Nitrosodiphenylamine	n/a	=	19	%	EPA 625	-88	-88	17	138	
2012/13-3	ME-CC	matrix spike dup	3/6/2013	Organic	N-Nitrosodiphenylamine	n/a	=	9.48	µg/L	EPA 625	0.19	1			
2012/13-3	ME-CC	matrix spike dup, rec	3/6/2013	Organic	N-Nitrosodiphenylamine	n/a	=	19	%	EPA 625	-88	-88	17	138	
2012/13-3	ME-CC	matrix spike, RPD	3/6/2013	Organic	N-Nitrosodiphenylamine	n/a	=	1	%	EPA 625	-88	-88	0	30	
2012/13-3	Lab	srgt method blank	3/14/2013	Organic	Perylene-d12	n/a	=	4.33	µg/L	EPA 525.2	-88	-88			
2012/13-3	Lab	srgt method blank, rec	3/14/2013	Organic	Perylene-d12	n/a	=	87	%	EPA 525.2	-88	-88	48	141	
2012/13-3	Lab	srgt LCS	3/14/2013	Organic	Perylene-d12	n/a	=	4.92	µg/L	EPA 525.2	-88	-88			
2012/13-3	Lab	srgt LCS, rec	3/14/2013	Organic	Perylene-d12	n/a	=	98	%	EPA 525.2	-88	-88	48	141	
2012/13-3	ME-CC	srgt environ	3/15/2013	Organic	Perylene-d12	n/a	=	3.07	µg/L	EPA 525.2	-88	-88			
2012/13-3	ME-CC	srgt environ, rec	3/15/2013	Organic	Perylene-d12	n/a	=	58	%	EPA 525.2	-88	-88	48	141	
2012/13-3	ME-SCR	srgt environ	3/14/2013	Organic	Perylene-d12	n/a	=	4	µg/L	EPA 525.2	-88	-88			
2012/13-3	ME-SCR	srgt environ, rec	3/14/2013	Organic	Perylene-d12	n/a	=	80	%	EPA 525.2	-88	-88	48	141	
2012/13-3	MO-CAM	srgt environ	3/15/2013	Organic	Perylene-d12	n/a	=	2.41	µg/L	EPA 525.2	-88	-88			
2012/13-3	MO-CAM	srgt environ, rec	3/15/2013	Organic	Perylene-d12	n/a	=	48	%	EPA 525.2	-88	-88	48	141	
2012/13-3	MO-FIL	srgt environ	3/15/2013	Organic	Perylene-d12	n/a	=	2.25	µg/L	EPA 525.2	-88	-88			GN
2012/13-3	MO-FIL	srgt environ, rec	3/15/2013	Organic	Perylene-d12	n/a	=	45	%	EPA 525.2	-88	-88	48	141	GN
2012/13-3	MO-HUE	srgt matrix spike	3/14/2013	Organic	Perylene-d12	n/a	=	3.4	µg/L	EPA 525.2	-88	-88			
2012/13-3	MO-HUE	srgt matrix spike, rec	3/14/2013	Organic	Perylene-d12	n/a	=	68	%	EPA 525.2	-88	-88	48	141	
2012/13-3	MO-HUE	srgt matrix spike dup	3/14/2013	Organic	Perylene-d12	n/a	=	2.7	µg/L	EPA 525.2	-88	-88			
2012/13-3	MO-HUE	srgt matrix spike dup, rec	3/14/2013	Organic	Perylene-d12	n/a	=	54	%	EPA 525.2	-88	-88	48	141	
2012/13-3	MO-HUE	srgt environ	3/15/2013	Organic	Perylene-d12	n/a	=	1.6	µg/L	EPA 525.2	-88	-88			GN
2012/13-3	MO-HUE	srgt environ, rec	3/15/2013	Organic	Perylene-d12	n/a	=	32	%	EPA 525.2	-88	-88	48	141	GN
2012/13-3	MO-OXN	srgt environ	3/15/2013	Organic	Perylene-d12	n/a	=	2.37	µg/L	EPA 525.2	-88	-88			GN
2012/13-3	MO-OXN	srgt environ, rec	3/15/2013	Organic	Perylene-d12	n/a	=	47	%	EPA 525.2	-88	-88	48	141	GN
2012/13-3	MO-SIM	srgt environ	3/15/2013	Organic	Perylene-d12	n/a	=	2.34	µg/L	EPA 525.2	-88	-88			GN
2012/13-3	MO-SIM	srgt environ, rec	3/15/2013	Organic	Perylene-d12	n/a	=	47	%	EPA 525.2	-88	-88	48	141	GN
2012/13-3	MO-SPA	srgt environ	3/15/2013	Organic	Perylene-d12	n/a	=	2.92	µg/L	EPA 525.2	-88	-88			
2012/13-3	MO-SPA	srgt environ, rec	3/15/2013	Organic	Perylene-d12	n/a	=	50	%	EPA 525.2	-88	-88	48	141	
2012/13-3	MO-THO	srgt environ	3/15/2013	Organic	Perylene-d12	n/a	=	2.47	µg/L	EPA 525.2	-88	-88			
2012/13-3	MO-THO	srgt environ, rec	3/15/2013	Organic	Perylene-d12	n/a	=	49	%	EPA 525.2	-88	-88	48	141	
2012/13-3	MO-VEN	srgt environ	3/15/2013	Organic	Perylene-d12	n/a	=	2.19	µg/L	EPA 525.2	-88	-88			GN
2012/13-3	MO-VEN	srgt environ, rec	3/15/2013	Organic	Perylene-d12	n/a	=	44	%	EPA 525.2	-88	-88	48	141	GN
2012/13-3	000NONPJ	matrix spike	3/21/2013	Organic	Phenanthrene	n/a	=	6.65	µg/L	EPA 8270Cm	0.1	0.1			QAX
2012/13-3	000NONPJ	matrix spike, rec	3/21/2013	Organic	Phenanthrene	n/a	=	67	%	EPA 8270Cm	-88	-88	54	120	QAX
2012/13-3	000NONPJ	matrix spike dup	3/21/2013	Organic	Phenanthrene	n/a	=	7.06	µg/L	EPA 8270Cm	0.1	0.1			QAX
2012/13-3	000NONPJ	matrix spike dup, rec	3/21/2013	Organic	Phenanthrene	n/a	=	71	%	EPA 8270Cm	-88	-88	54	120	QAX
2012/13-3	000NONPJ	matrix spike, RPD	3/21/2013	Organic	Phenanthrene	n/a	=	6	%	EPA 8270Cm	-88	-88	0	30	QAX
2012/13-3	Lab	method blank	3/21/2013	Organic	Phenanthrene	n/a	<	0.1	µg/L	EPA 8270Cm	0.1	0.1			
2012/13-3	Lab	LCS	3/21/2013	Organic	Phenanthrene	n/a	=	6.94	µg/L	EPA 8270Cm	0.1	0.1			
2012/13-3	Lab	LCS, rec	3/21/2013	Organic	Phenanthrene	n/a	=	69	%	EPA 8270Cm	-88	-88	54	120	
2012/13-3	000NONPJ	matrix spike	3/20/2013	Organic	Phenol	n/a	=	2.85	µg/L	EPA 8270Cm	0.35	1			QAX
2012/13-3	000NONPJ	matrix spike, rec	3/20/2013	Organic	Phenol	n/a	=	28	%	EPA 8270Cm	-88	-88	14	50	QAX
2012/13-3	000NONPJ	matrix spike dup	3/20/2013	Organic	Phenol	n/a	=	3.05	µg/L	EPA 8270Cm	0.35	1			QAX
2012/13-3	000NONPJ	matrix spike dup, rec	3/20/2013	Organic	Phenol	n/a	=	30	%	EPA 8270Cm	-88	-88	14	50	QAX
2012/13-3	000NONPJ	matrix spike, RPD	3/20/2013	Organic	Phenol	n/a	=	7	%	EPA 8270Cm	-88	-88	0	30	QAX
2012/13-3	Lab	method blank	3/20/2013	Organic	Phenol	n/a	<	0.35	µg/L	EPA 8270Cm	0.35	1			
2012/13-3	Lab	LCS	3/20/2013	Organic	Phenol	n/a	=	2	µg/L	EPA 8270Cm	0.35	1			

Appendix F
Laboratory QA/QC Analysis Results

Event ID	Site ID	QAQC Sample Type	Analysis Date	Classification	Constituent	Fraction	Sign	Result	Units	Method	MDL	RL	QA Limit		DQOComp
													Min	Max	
2012/13-3	Lab	LCS, rec	3/20/2013	Organic	Phenol	n/a	=	20	%	EPA 8270Cm	-88	-88	14	40	
2012/13-3	000NONPJ	srgt matrix spike	3/20/2013	Organic	Phenol-d5	n/a	=	2.96	µg/L	EPA 8270Cm	-88	-88			QAX
2012/13-3	000NONPJ	srgt matrix spike, rec	3/20/2013	Organic	Phenol-d5	n/a	=	30	%	EPA 8270Cm	-88	-88	13	58	QAX
2012/13-3	000NONPJ	srgt matrix spike dup	3/20/2013	Organic	Phenol-d5	n/a	=	3.21	µg/L	EPA 8270Cm	-88	-88			QAX
2012/13-3	000NONPJ	srgt matrix spike dup, rec	3/20/2013	Organic	Phenol-d5	n/a	=	32	%	EPA 8270Cm	-88	-88	13	58	QAX
2012/13-3	Lab	srgt method blank	3/6/2013	Organic	Phenol-d5	n/a	=	29.8	µg/L	EPA 625	-88	-88			
2012/13-3	Lab	srgt method blank, rec	3/6/2013	Organic	Phenol-d5	n/a	=	30	%	EPA 625	-88	-88	2	70	
2012/13-3	Lab	srgt LCS	3/6/2013	Organic	Phenol-d5	n/a	=	29.3	µg/L	EPA 625	-88	-88			
2012/13-3	Lab	srgt LCS, rec	3/6/2013	Organic	Phenol-d5	n/a	=	29	%	EPA 625	-88	-88	2	70	
2012/13-3	Lab	srgt method blank	3/20/2013	Organic	Phenol-d5	n/a	=	1.59	µg/L	EPA 8270Cm	-88	-88			
2012/13-3	Lab	srgt method blank, rec	3/20/2013	Organic	Phenol-d5	n/a	=	16	%	EPA 8270Cm	-88	-88	13	58	
2012/13-3	Lab	srgt LCS	3/20/2013	Organic	Phenol-d5	n/a	=	2.08	µg/L	EPA 8270Cm	-88	-88			
2012/13-3	Lab	srgt LCS, rec	3/20/2013	Organic	Phenol-d5	n/a	=	21	%	EPA 8270Cm	-88	-88	13	58	
2012/13-3	ME-CC	srgt matrix spike	3/6/2013	Organic	Phenol-d5	n/a	=	16.2	µg/L	EPA 625	-88	-88			
2012/13-3	ME-CC	srgt matrix spike, rec	3/6/2013	Organic	Phenol-d5	n/a	=	16	%	EPA 625	-88	-88	2	70	
2012/13-3	ME-CC	srgt matrix spike dup	3/6/2013	Organic	Phenol-d5	n/a	=	17.3	µg/L	EPA 625	-88	-88			
2012/13-3	ME-CC	srgt matrix spike dup, rec	3/6/2013	Organic	Phenol-d5	n/a	=	17	%	EPA 625	-88	-88	2	70	
2012/13-3	ME-CC	srgt environ	3/6/2013	Organic	Phenol-d5	n/a	=	17.5	µg/L	EPA 625	-88	-88			
2012/13-3	ME-CC	srgt environ, rec	3/6/2013	Organic	Phenol-d5	n/a	=	17	%	EPA 625	-88	-88	2	70	
2012/13-3	ME-CC	srgt environ	3/20/2013	Organic	Phenol-d5	n/a	=	1.74	µg/L	EPA 8270Cm	-88	-88			
2012/13-3	ME-CC	srgt environ, rec	3/20/2013	Organic	Phenol-d5	n/a	=	17	%	EPA 8270Cm	-88	-88	13	58	
2012/13-3	ME-SCR	srgt environ	3/6/2013	Organic	Phenol-d5	n/a	=	28.1	µg/L	EPA 625	-88	-88			
2012/13-3	ME-SCR	srgt environ, rec	3/6/2013	Organic	Phenol-d5	n/a	=	28	%	EPA 625	-88	-88	2	70	
2012/13-3	ME-SCR	srgt environ	3/20/2013	Organic	Phenol-d5	n/a	=	1.29	µg/L	EPA 8270Cm	-88	-88			
2012/13-3	ME-SCR	srgt environ, rec	3/20/2013	Organic	Phenol-d5	n/a	=	13	%	EPA 8270Cm	-88	-88	13	58	
2012/13-3	MO-CAM	srgt environ	3/6/2013	Organic	Phenol-d5	n/a	=	15.4	µg/L	EPA 625	-88	-88			D
2012/13-3	MO-CAM	srgt environ, rec	3/6/2013	Organic	Phenol-d5	n/a	=	15	%	EPA 625	-88	-88	2	70	D
2012/13-3	MO-CAM	srgt environ	3/20/2013	Organic	Phenol-d5	n/a	=	2.3	µg/L	EPA 8270Cm	-88	-88			D
2012/13-3	MO-CAM	srgt environ, rec	3/20/2013	Organic	Phenol-d5	n/a	=	23	%	EPA 8270Cm	-88	-88	13	58	D
2012/13-3	MO-FIL	srgt environ	3/6/2013	Organic	Phenol-d5	n/a	=	20.8	µg/L	EPA 625	-88	-88			
2012/13-3	MO-FIL	srgt environ, rec	3/6/2013	Organic	Phenol-d5	n/a	=	21	%	EPA 625	-88	-88	2	70	
2012/13-3	MO-FIL	srgt environ	3/20/2013	Organic	Phenol-d5	n/a	=	2.08	µg/L	EPA 8270Cm	-88	-88			
2012/13-3	MO-FIL	srgt environ, rec	3/20/2013	Organic	Phenol-d5	n/a	=	21	%	EPA 8270Cm	-88	-88	13	58	
2012/13-3	MO-HUE	srgt environ	3/7/2013	Organic	Phenol-d5	n/a	=	20.9	µg/L	EPA 625	-88	-88			
2012/13-3	MO-HUE	srgt environ, rec	3/7/2013	Organic	Phenol-d5	n/a	=	21	%	EPA 625	-88	-88	2	70	
2012/13-3	MO-HUE	srgt environ	3/21/2013	Organic	Phenol-d5	n/a	=	2.44	µg/L	EPA 8270Cm	-88	-88			
2012/13-3	MO-HUE	srgt environ, rec	3/21/2013	Organic	Phenol-d5	n/a	=	24	%	EPA 8270Cm	-88	-88	13	58	
2012/13-3	MO-OXN	srgt environ	3/6/2013	Organic	Phenol-d5	n/a	=	14.6	µg/L	EPA 625	-88	-88			D
2012/13-3	MO-OXN	srgt environ, rec	3/6/2013	Organic	Phenol-d5	n/a	=	15	%	EPA 625	-88	-88	2	70	D
2012/13-3	MO-OXN	srgt environ	3/21/2013	Organic	Phenol-d5	n/a	=	1.9	µg/L	EPA 8270Cm	-88	-88			D
2012/13-3	MO-OXN	srgt environ, rec	3/21/2013	Organic	Phenol-d5	n/a	=	18	%	EPA 8270Cm	-88	-88	13	58	D
2012/13-3	MO-SIM	srgt environ	3/6/2013	Organic	Phenol-d5	n/a	=	9.2	µg/L	EPA 625	-88	-88			D
2012/13-3	MO-SIM	srgt environ, rec	3/6/2013	Organic	Phenol-d5	n/a	=	9	%	EPA 625	-88	-88	2	70	D
2012/13-3	MO-SIM	srgt environ	3/21/2013	Organic	Phenol-d5	n/a	=	1.9	µg/L	EPA 8270Cm	-88	-88			D
2012/13-3	MO-SIM	srgt environ, rec	3/21/2013	Organic	Phenol-d5	n/a	=	19	%	EPA 8270Cm	-88	-88	13	58	D
2012/13-3	MO-SPA	srgt environ	3/6/2013	Organic	Phenol-d5	n/a	=	20.3	µg/L	EPA 625	-88	-88			D
2012/13-3	MO-SPA	srgt environ, rec	3/6/2013	Organic	Phenol-d5	n/a	=	20	%	EPA 625	-88	-88	2	70	D

Appendix F
Laboratory QA/QC Analysis Results

Event ID	Site ID	QAQC Sample Type	Analysis Date	Classification	Constituent	Fraction	Sign	Result	Units	Method	MDL	RL	QA Limit		DQOComp
													Min	Max	
2012/13-3	MO-SPA	srgt environ	3/20/2013	Organic	Phenol-d5	n/a	=	8	µg/L	EPA 8270Cm	-88	-88			D
2012/13-3	MO-SPA	srgt environ, rec	3/20/2013	Organic	Phenol-d5	n/a	=	40	%	EPA 8270Cm	-88	-88	13	58	D
2012/13-3	MO-THO	srgt environ	3/6/2013	Organic	Phenol-d5	n/a	=	17.3	µg/L	EPA 625	-88	-88			D
2012/13-3	MO-THO	srgt environ, rec	3/6/2013	Organic	Phenol-d5	n/a	=	17	%	EPA 625	-88	-88	2	70	D
2012/13-3	MO-THO	srgt environ	3/21/2013	Organic	Phenol-d5	n/a	=	2.4	µg/L	EPA 8270Cm	-88	-88			D
2012/13-3	MO-THO	srgt environ, rec	3/21/2013	Organic	Phenol-d5	n/a	=	24	%	EPA 8270Cm	-88	-88	13	58	D
2012/13-3	MO-VEN	srgt environ	3/6/2013	Organic	Phenol-d5	n/a	=	17.2	µg/L	EPA 625	-88	-88			D
2012/13-3	MO-VEN	srgt environ, rec	3/6/2013	Organic	Phenol-d5	n/a	=	17	%	EPA 625	-88	-88	2	70	D
2012/13-3	MO-VEN	srgt environ	3/20/2013	Organic	Phenol-d5	n/a	=	2.7	µg/L	EPA 8270Cm	-88	-88			D
2012/13-3	MO-VEN	srgt environ, rec	3/20/2013	Organic	Phenol-d5	n/a	=	27	%	EPA 8270Cm	-88	-88	13	58	D
2012/13-3	000NONPJ	srgt matrix spike	3/21/2013	Organic	p-Terphenyl-d14	n/a	=	3.36	µg/L	EPA 8270Cm	-88	-88			QAX
2012/13-3	000NONPJ	srgt matrix spike, rec	3/21/2013	Organic	p-Terphenyl-d14	n/a	=	67	%	EPA 8270Cm	-88	-88	19	134	QAX
2012/13-3	000NONPJ	srgt matrix spike dup	3/21/2013	Organic	p-Terphenyl-d14	n/a	=	3.61	µg/L	EPA 8270Cm	-88	-88			QAX
2012/13-3	000NONPJ	srgt matrix spike dup, rec	3/21/2013	Organic	p-Terphenyl-d14	n/a	=	72	%	EPA 8270Cm	-88	-88	19	134	QAX
2012/13-3	Lab	srgt method blank	3/6/2013	Organic	p-Terphenyl-d14	n/a	=	30.5	µg/L	EPA 625	-88	-88			
2012/13-3	Lab	srgt method blank, rec	3/6/2013	Organic	p-Terphenyl-d14	n/a	=	61	%	EPA 625	-88	-88	6	145	
2012/13-3	Lab	srgt LCS	3/6/2013	Organic	p-Terphenyl-d14	n/a	=	39.1	µg/L	EPA 625	-88	-88			
2012/13-3	Lab	srgt LCS, rec	3/6/2013	Organic	p-Terphenyl-d14	n/a	=	78	%	EPA 625	-88	-88	6	145	
2012/13-3	Lab	srgt method blank	3/21/2013	Organic	p-Terphenyl-d14	n/a	=	2.72	µg/L	EPA 8270Cm	-88	-88			
2012/13-3	Lab	srgt method blank, rec	3/21/2013	Organic	p-Terphenyl-d14	n/a	=	54	%	EPA 8270Cm	-88	-88	19	134	
2012/13-3	Lab	srgt LCS	3/21/2013	Organic	p-Terphenyl-d14	n/a	=	3.59	µg/L	EPA 8270Cm	-88	-88			
2012/13-3	Lab	srgt LCS, rec	3/21/2013	Organic	p-Terphenyl-d14	n/a	=	72	%	EPA 8270Cm	-88	-88	19	134	
2012/13-3	ME-CC	srgt matrix spike	3/6/2013	Organic	p-Terphenyl-d14	n/a	=	14.1	µg/L	EPA 625	-88	-88			
2012/13-3	ME-CC	srgt matrix spike, rec	3/6/2013	Organic	p-Terphenyl-d14	n/a	=	28	%	EPA 625	-88	-88	6	145	
2012/13-3	ME-CC	srgt matrix spike dup	3/6/2013	Organic	p-Terphenyl-d14	n/a	=	15	µg/L	EPA 625	-88	-88			
2012/13-3	ME-CC	srgt matrix spike dup, rec	3/6/2013	Organic	p-Terphenyl-d14	n/a	=	30	%	EPA 625	-88	-88	6	145	
2012/13-3	ME-CC	srgt environ	3/6/2013	Organic	p-Terphenyl-d14	n/a	=	27.3	µg/L	EPA 625	-88	-88			
2012/13-3	ME-CC	srgt environ, rec	3/6/2013	Organic	p-Terphenyl-d14	n/a	=	55	%	EPA 625	-88	-88	6	145	
2012/13-3	ME-CC	srgt environ	3/21/2013	Organic	p-Terphenyl-d14	n/a	=	3.09	µg/L	EPA 8270Cm	-88	-88			
2012/13-3	ME-CC	srgt environ, rec	3/21/2013	Organic	p-Terphenyl-d14	n/a	=	62	%	EPA 8270Cm	-88	-88	19	134	
2012/13-3	ME-SCR	srgt environ	3/6/2013	Organic	p-Terphenyl-d14	n/a	=	37.6	µg/L	EPA 625	-88	-88			
2012/13-3	ME-SCR	srgt environ, rec	3/6/2013	Organic	p-Terphenyl-d14	n/a	=	75	%	EPA 625	-88	-88	6	145	
2012/13-3	ME-SCR	srgt environ	3/21/2013	Organic	p-Terphenyl-d14	n/a	=	2.47	µg/L	EPA 8270Cm	-88	-88			
2012/13-3	ME-SCR	srgt environ, rec	3/21/2013	Organic	p-Terphenyl-d14	n/a	=	49	%	EPA 8270Cm	-88	-88	19	134	
2012/13-3	MO-CAM	srgt environ	3/6/2013	Organic	p-Terphenyl-d14	n/a	=	22.8	µg/L	EPA 625	-88	-88			D
2012/13-3	MO-CAM	srgt environ, rec	3/6/2013	Organic	p-Terphenyl-d14	n/a	=	46	%	EPA 625	-88	-88	6	145	D
2012/13-3	MO-CAM	srgt environ	3/21/2013	Organic	p-Terphenyl-d14	n/a	=	3.59	µg/L	EPA 8270Cm	-88	-88			D
2012/13-3	MO-CAM	srgt environ, rec	3/21/2013	Organic	p-Terphenyl-d14	n/a	=	72	%	EPA 8270Cm	-88	-88	19	134	D
2012/13-3	MO-FIL	srgt environ	3/6/2013	Organic	p-Terphenyl-d14	n/a	=	29.1	µg/L	EPA 625	-88	-88			
2012/13-3	MO-FIL	srgt environ, rec	3/6/2013	Organic	p-Terphenyl-d14	n/a	=	58	%	EPA 625	-88	-88	6	145	
2012/13-3	MO-FIL	srgt environ	3/21/2013	Organic	p-Terphenyl-d14	n/a	=	3.5	µg/L	EPA 8270Cm	-88	-88			
2012/13-3	MO-FIL	srgt environ, rec	3/21/2013	Organic	p-Terphenyl-d14	n/a	=	70	%	EPA 8270Cm	-88	-88	19	134	
2012/13-3	MO-HUE	srgt environ	3/7/2013	Organic	p-Terphenyl-d14	n/a	=	32.3	µg/L	EPA 625	-88	-88			
2012/13-3	MO-HUE	srgt environ, rec	3/7/2013	Organic	p-Terphenyl-d14	n/a	=	65	%	EPA 625	-88	-88	6	145	
2012/13-3	MO-HUE	srgt environ	3/21/2013	Organic	p-Terphenyl-d14	n/a	=	3.66	µg/L	EPA 8270Cm	-88	-88			
2012/13-3	MO-HUE	srgt environ, rec	3/21/2013	Organic	p-Terphenyl-d14	n/a	=	73	%	EPA 8270Cm	-88	-88	19	134	
2012/13-3	MO-OXN	srgt environ	3/6/2013	Organic	p-Terphenyl-d14	n/a	=	23.3	µg/L	EPA 625	-88	-88			D

Appendix F
Laboratory QA/QC Analysis Results

Event ID	Site ID	QAQC Sample Type	Analysis Date	Classification	Constituent	Fraction	Sign	Result	Units	Method	MDL	RL	QA Limit		DQOComp
													Min	Max	
2012/13-3	MO-OXN	srgt environ, rec	3/6/2013	Organic	p-Terphenyl-d14	n/a	=	47	%	EPA 625	-88	-88	6	145	D
2012/13-3	MO-OXN	srgt environ	3/21/2013	Organic	p-Terphenyl-d14	n/a	=	3.14	µg/L	EPA 8270Cm	-88	-88			D
2012/13-3	MO-OXN	srgt environ, rec	3/21/2013	Organic	p-Terphenyl-d14	n/a	=	60	%	EPA 8270Cm	-88	-88	19	134	D
2012/13-3	MO-SIM	srgt environ	3/6/2013	Organic	p-Terphenyl-d14	n/a	=	23.1	µg/L	EPA 625	-88	-88			D
2012/13-3	MO-SIM	srgt environ, rec	3/6/2013	Organic	p-Terphenyl-d14	n/a	=	46	%	EPA 625	-88	-88	6	145	D
2012/13-3	MO-SIM	srgt environ	3/21/2013	Organic	p-Terphenyl-d14	n/a	=	4.15	µg/L	EPA 8270Cm	-88	-88			D
2012/13-3	MO-SIM	srgt environ, rec	3/21/2013	Organic	p-Terphenyl-d14	n/a	=	83	%	EPA 8270Cm	-88	-88	19	134	D
2012/13-3	MO-SPA	srgt environ	3/6/2013	Organic	p-Terphenyl-d14	n/a	=	27.6	µg/L	EPA 625	-88	-88			D
2012/13-3	MO-SPA	srgt environ, rec	3/6/2013	Organic	p-Terphenyl-d14	n/a	=	55	%	EPA 625	-88	-88	6	145	D
2012/13-3	MO-SPA	srgt environ	3/21/2013	Organic	p-Terphenyl-d14	n/a	=	7.83	µg/L	EPA 8270Cm	-88	-88			D
2012/13-3	MO-SPA	srgt environ, rec	3/21/2013	Organic	p-Terphenyl-d14	n/a	=	78	%	EPA 8270Cm	-88	-88	19	134	D
2012/13-3	MO-THO	srgt environ	3/6/2013	Organic	p-Terphenyl-d14	n/a	=	25.8	µg/L	EPA 625	-88	-88			D
2012/13-3	MO-THO	srgt environ, rec	3/6/2013	Organic	p-Terphenyl-d14	n/a	=	52	%	EPA 625	-88	-88	6	145	D
2012/13-3	MO-THO	srgt environ	3/21/2013	Organic	p-Terphenyl-d14	n/a	=	4.02	µg/L	EPA 8270Cm	-88	-88			D
2012/13-3	MO-THO	srgt environ, rec	3/21/2013	Organic	p-Terphenyl-d14	n/a	=	80	%	EPA 8270Cm	-88	-88	19	134	D
2012/13-3	MO-VEN	srgt environ	3/6/2013	Organic	p-Terphenyl-d14	n/a	=	23.3	µg/L	EPA 625	-88	-88			D
2012/13-3	MO-VEN	srgt environ, rec	3/6/2013	Organic	p-Terphenyl-d14	n/a	=	47	%	EPA 625	-88	-88	6	145	D
2012/13-3	MO-VEN	srgt environ	3/21/2013	Organic	p-Terphenyl-d14	n/a	=	4.36	µg/L	EPA 8270Cm	-88	-88			D
2012/13-3	MO-VEN	srgt environ, rec	3/21/2013	Organic	p-Terphenyl-d14	n/a	=	87	%	EPA 8270Cm	-88	-88	19	134	D
2012/13-3	000NONPJ	matrix spike	3/21/2013	Organic	Pyrene	n/a	=	6.62	µg/L	EPA 8270Cm	0.1	0.1			QAX
2012/13-3	000NONPJ	matrix spike, rec	3/21/2013	Organic	Pyrene	n/a	=	66	%	EPA 8270Cm	-88	-88	52	115	QAX
2012/13-3	000NONPJ	matrix spike dup	3/21/2013	Organic	Pyrene	n/a	=	7.2	µg/L	EPA 8270Cm	0.1	0.1			QAX
2012/13-3	000NONPJ	matrix spike dup, rec	3/21/2013	Organic	Pyrene	n/a	=	72	%	EPA 8270Cm	-88	-88	52	115	QAX
2012/13-3	000NONPJ	matrix spike, RPD	3/21/2013	Organic	Pyrene	n/a	=	8	%	EPA 8270Cm	-88	-88	0	30	QAX
2012/13-3	Lab	method blank	3/21/2013	Organic	Pyrene	n/a	<	0.1	µg/L	EPA 8270Cm	0.1	0.1			
2012/13-3	Lab	LCS	3/21/2013	Organic	Pyrene	n/a	=	7.14	µg/L	EPA 8270Cm	0.1	0.1			
2012/13-3	Lab	LCS, rec	3/21/2013	Organic	Pyrene	n/a	=	71	%	EPA 8270Cm	-88	-88	52	115	
2012/13-3	000NONPJ	srgt matrix spike	3/13/2013	Organic	Tetrachloro-m-xylene (TCMX)	n/a	=	0.0899	µg/L	EPA 608	-88	-88			QAX
2012/13-3	000NONPJ	srgt matrix spike, rec	3/13/2013	Organic	Tetrachloro-m-xylene (TCMX)	n/a	=	90	%	EPA 608	-88	-88	26	131	QAX
2012/13-3	000NONPJ	srgt matrix spike dup	3/13/2013	Organic	Tetrachloro-m-xylene (TCMX)	n/a	=	0.0937	µg/L	EPA 608	-88	-88			QAX
2012/13-3	000NONPJ	srgt matrix spike dup, rec	3/13/2013	Organic	Tetrachloro-m-xylene (TCMX)	n/a	=	94	%	EPA 608	-88	-88	26	131	QAX
2012/13-3	Lab	srgt method blank	3/13/2013	Organic	Tetrachloro-m-xylene (TCMX)	n/a	=	0.0553	µg/L	EPA 608	-88	-88			
2012/13-3	Lab	srgt method blank, rec	3/13/2013	Organic	Tetrachloro-m-xylene (TCMX)	n/a	=	55	%	EPA 608	-88	-88	26	131	
2012/13-3	Lab	srgt LCS	3/13/2013	Organic	Tetrachloro-m-xylene (TCMX)	n/a	=	0.0617	µg/L	EPA 608	-88	-88			
2012/13-3	Lab	srgt LCS, rec	3/13/2013	Organic	Tetrachloro-m-xylene (TCMX)	n/a	=	62	%	EPA 608	-88	-88	26	131	
2012/13-3	ME-CC	srgt environ	3/14/2013	Organic	Tetrachloro-m-xylene (TCMX)	n/a	=	0.106	µg/L	EPA 608	-88	-88			
2012/13-3	ME-CC	srgt environ, rec	3/14/2013	Organic	Tetrachloro-m-xylene (TCMX)	n/a	=	106	%	EPA 608	-88	-88	26	131	
2012/13-3	ME-SCR	srgt environ	3/14/2013	Organic	Tetrachloro-m-xylene (TCMX)	n/a	=	0.0859	µg/L	EPA 608	-88	-88			
2012/13-3	ME-SCR	srgt environ, rec	3/14/2013	Organic	Tetrachloro-m-xylene (TCMX)	n/a	=	86	%	EPA 608	-88	-88	26	131	
2012/13-3	MO-CAM	srgt environ	3/14/2013	Organic	Tetrachloro-m-xylene (TCMX)	n/a	=	0.0639	µg/L	EPA 608	-88	-88			
2012/13-3	MO-CAM	srgt environ, rec	3/14/2013	Organic	Tetrachloro-m-xylene (TCMX)	n/a	=	64	%	EPA 608	-88	-88	26	131	
2012/13-3	MO-FIL	srgt environ	3/14/2013	Organic	Tetrachloro-m-xylene (TCMX)	n/a	=	0.0921	µg/L	EPA 608	-88	-88			
2012/13-3	MO-FIL	srgt environ, rec	3/14/2013	Organic	Tetrachloro-m-xylene (TCMX)	n/a	=	92	%	EPA 608	-88	-88	26	131	
2012/13-3	MO-HUE	srgt environ	3/14/2013	Organic	Tetrachloro-m-xylene (TCMX)	n/a	=	0.0986	µg/L	EPA 608	-88	-88			
2012/13-3	MO-HUE	srgt environ, rec	3/14/2013	Organic	Tetrachloro-m-xylene (TCMX)	n/a	=	99	%	EPA 608	-88	-88	26	131	
2012/13-3	MO-OXN	srgt environ	3/14/2013	Organic	Tetrachloro-m-xylene (TCMX)	n/a	=	0.0626	µg/L	EPA 608	-88	-88			
2012/13-3	MO-OXN	srgt environ, rec	3/14/2013	Organic	Tetrachloro-m-xylene (TCMX)	n/a	=	63	%	EPA 608	-88	-88	26	131	

Appendix F
Laboratory QA/QC Analysis Results

Event ID	Site ID	QAQC Sample Type	Analysis Date	Classification	Constituent	Fraction	Sign	Result	Units	Method	MDL	RL	QA Limit		DQOComp
													Min	Max	
2012/13-3	MO-SIM	srgt environ	3/14/2013	Organic	Tetrachloro-m-xylene (TCMX)	n/a	=	0.0844	µg/L	EPA 608	-88	-88			
2012/13-3	MO-SIM	srgt environ, rec	3/14/2013	Organic	Tetrachloro-m-xylene (TCMX)	n/a	=	76	%	EPA 608	-88	-88	26	131	
2012/13-3	MO-SPA	srgt environ	3/14/2013	Organic	Tetrachloro-m-xylene (TCMX)	n/a	=	0.0837	µg/L	EPA 608	-88	-88			
2012/13-3	MO-SPA	srgt environ, rec	3/14/2013	Organic	Tetrachloro-m-xylene (TCMX)	n/a	=	75	%	EPA 608	-88	-88	26	131	
2012/13-3	MO-THO	srgt environ	3/14/2013	Organic	Tetrachloro-m-xylene (TCMX)	n/a	=	0.0636	µg/L	EPA 608	-88	-88			
2012/13-3	MO-THO	srgt environ, rec	3/14/2013	Organic	Tetrachloro-m-xylene (TCMX)	n/a	=	64	%	EPA 608	-88	-88	26	131	
2012/13-3	MO-VEN	srgt environ	3/14/2013	Organic	Tetrachloro-m-xylene (TCMX)	n/a	=	0.0694	µg/L	EPA 608	-88	-88			
2012/13-3	MO-VEN	srgt environ, rec	3/14/2013	Organic	Tetrachloro-m-xylene (TCMX)	n/a	=	69	%	EPA 608	-88	-88	26	131	
2012/13-3	Lab	srgt method blank	3/13/2013	Organic	Triphenylphosphate	n/a	=	0.445	µg/L	EPA 525.2	-88	-88			
2012/13-3	Lab	srgt method blank, rec	3/13/2013	Organic	Triphenylphosphate	n/a	=	89	%	EPA 525.2	-88	-88	71	150	
2012/13-3	Lab	srgt LCS	3/13/2013	Organic	Triphenylphosphate	n/a	=	0.51	µg/L	EPA 525.2	-88	-88			
2012/13-3	Lab	srgt LCS, rec	3/13/2013	Organic	Triphenylphosphate	n/a	=	102	%	EPA 525.2	-88	-88	71	150	
2012/13-3	Lab	srgt method blank	3/14/2013	Organic	Triphenylphosphate	n/a	=	5.01	µg/L	EPA 525.2	-88	-88			
2012/13-3	Lab	srgt method blank, rec	3/14/2013	Organic	Triphenylphosphate	n/a	=	100	%	EPA 525.2	-88	-88	71	150	
2012/13-3	Lab	srgt LCS	3/14/2013	Organic	Triphenylphosphate	n/a	=	5.66	µg/L	EPA 525.2	-88	-88			
2012/13-3	Lab	srgt LCS, rec	3/14/2013	Organic	Triphenylphosphate	n/a	=	113	%	EPA 525.2	-88	-88	71	150	
2012/13-3	Lab	srgt method blank	3/15/2013	Organic	Triphenylphosphate	n/a	=	0.502	µg/L	EPA 525.2	-88	-88			
2012/13-3	Lab	srgt method blank, rec	3/15/2013	Organic	Triphenylphosphate	n/a	=	100	%	EPA 525.2	-88	-88	71	150	
2012/13-3	Lab	srgt LCS	3/15/2013	Organic	Triphenylphosphate	n/a	=	0.48	µg/L	EPA 525.2	-88	-88			
2012/13-3	Lab	srgt LCS, rec	3/15/2013	Organic	Triphenylphosphate	n/a	=	96	%	EPA 525.2	-88	-88	71	150	
2012/13-3	ME-CC	srgt environ	3/15/2013	Organic	Triphenylphosphate	n/a	=	5.53	µg/L	EPA 525.2	-88	-88			
2012/13-3	ME-CC	srgt environ, rec	3/15/2013	Organic	Triphenylphosphate	n/a	=	105	%	EPA 525.2	-88	-88	71	150	
2012/13-3	ME-CC	srgt environ	3/15/2013	Organic	Triphenylphosphate	n/a	=	0.506	µg/L	EPA 525.2	-88	-88			
2012/13-3	ME-CC	srgt environ, rec	3/15/2013	Organic	Triphenylphosphate	n/a	=	101	%	EPA 525.2	-88	-88	71	150	
2012/13-3	ME-SCR	srgt environ	3/14/2013	Organic	Triphenylphosphate	n/a	=	5.84	µg/L	EPA 525.2	-88	-88			
2012/13-3	ME-SCR	srgt environ, rec	3/14/2013	Organic	Triphenylphosphate	n/a	=	117	%	EPA 525.2	-88	-88	71	150	
2012/13-3	ME-SCR	srgt matrix spike dup	3/15/2013	Organic	Triphenylphosphate	n/a	=	0.497	µg/L	EPA 525.2	-88	-88			
2012/13-3	ME-SCR	srgt matrix spike dup, rec	3/15/2013	Organic	Triphenylphosphate	n/a	=	99	%	EPA 525.2	-88	-88	71	150	
2012/13-3	ME-SCR	srgt matrix spike	3/15/2013	Organic	Triphenylphosphate	n/a	=	0.48	µg/L	EPA 525.2	-88	-88			
2012/13-3	ME-SCR	srgt matrix spike, rec	3/15/2013	Organic	Triphenylphosphate	n/a	=	96	%	EPA 525.2	-88	-88	71	150	
2012/13-3	ME-SCR	srgt environ	3/15/2013	Organic	Triphenylphosphate	n/a	=	0.445	µg/L	EPA 525.2	-88	-88			
2012/13-3	ME-SCR	srgt environ, rec	3/15/2013	Organic	Triphenylphosphate	n/a	=	89	%	EPA 525.2	-88	-88	71	150	
2012/13-3	MO-CAM	srgt environ	3/15/2013	Organic	Triphenylphosphate	n/a	=	3.21	µg/L	EPA 525.2	-88	-88			GN
2012/13-3	MO-CAM	srgt environ, rec	3/15/2013	Organic	Triphenylphosphate	n/a	=	64	%	EPA 525.2	-88	-88	71	150	GN
2012/13-3	MO-CAM	srgt environ	3/15/2013	Organic	Triphenylphosphate	n/a	=	0.498	µg/L	EPA 525.2	-88	-88			
2012/13-3	MO-CAM	srgt environ, rec	3/15/2013	Organic	Triphenylphosphate	n/a	=	100	%	EPA 525.2	-88	-88	71	150	
2012/13-3	MO-FIL	srgt environ	3/13/2013	Organic	Triphenylphosphate	n/a	=	0.537	µg/L	EPA 525.2	-88	-88			
2012/13-3	MO-FIL	srgt environ, rec	3/13/2013	Organic	Triphenylphosphate	n/a	=	107	%	EPA 525.2	-88	-88	71	150	
2012/13-3	MO-FIL	srgt environ	3/15/2013	Organic	Triphenylphosphate	n/a	=	3.35	µg/L	EPA 525.2	-88	-88			GN
2012/13-3	MO-FIL	srgt environ, rec	3/15/2013	Organic	Triphenylphosphate	n/a	=	67	%	EPA 525.2	-88	-88	71	150	GN
2012/13-3	MO-HUE	srgt environ	3/13/2013	Organic	Triphenylphosphate	n/a	=	0.5	µg/L	EPA 525.2	-88	-88			
2012/13-3	MO-HUE	srgt environ, rec	3/13/2013	Organic	Triphenylphosphate	n/a	=	100	%	EPA 525.2	-88	-88	71	150	
2012/13-3	MO-HUE	srgt matrix spike	3/14/2013	Organic	Triphenylphosphate	n/a	=	5.63	µg/L	EPA 525.2	-88	-88			
2012/13-3	MO-HUE	srgt matrix spike, rec	3/14/2013	Organic	Triphenylphosphate	n/a	=	113	%	EPA 525.2	-88	-88	71	150	
2012/13-3	MO-HUE	srgt matrix spike dup	3/14/2013	Organic	Triphenylphosphate	n/a	=	5.18	µg/L	EPA 525.2	-88	-88			
2012/13-3	MO-HUE	srgt matrix spike dup, rec	3/14/2013	Organic	Triphenylphosphate	n/a	=	104	%	EPA 525.2	-88	-88	71	150	
2012/13-3	MO-HUE	srgt environ	3/15/2013	Organic	Triphenylphosphate	n/a	=	2.91	µg/L	EPA 525.2	-88	-88			GN

Appendix F
Laboratory QA/QC Analysis Results

Event ID	Site ID	QAQC Sample Type	Analysis Date	Classification	Constituent	Fraction	Sign	Result	Units	Method	MDL	RL	QA Limit		DQOComp
													Min	Max	
2012/13-3	MO-HUE	srgt environ, rec	3/15/2013	Organic	Triphenylphosphate	n/a	=	58	%	EPA 525.2	-88	-88	71	150	GN
2012/13-3	MO-OXN	srgt environ	3/13/2013	Organic	Triphenylphosphate	n/a	=	0.588	µg/L	EPA 525.2	-88	-88			
2012/13-3	MO-OXN	srgt environ, rec	3/13/2013	Organic	Triphenylphosphate	n/a	=	118	%	EPA 525.2	-88	-88	71	150	
2012/13-3	MO-OXN	srgt environ	3/15/2013	Organic	Triphenylphosphate	n/a	=	2.18	µg/L	EPA 525.2	-88	-88			GN
2012/13-3	MO-OXN	srgt environ, rec	3/15/2013	Organic	Triphenylphosphate	n/a	=	44	%	EPA 525.2	-88	-88	71	150	GN
2012/13-3	MO-SIM	srgt matrix spike dup	3/13/2013	Organic	Triphenylphosphate	n/a	=	0.526	µg/L	EPA 525.2	-88	-88			
2012/13-3	MO-SIM	srgt matrix spike dup, rec	3/13/2013	Organic	Triphenylphosphate	n/a	=	105	%	EPA 525.2	-88	-88	71	150	
2012/13-3	MO-SIM	srgt matrix spike	3/13/2013	Organic	Triphenylphosphate	n/a	=	0.542	µg/L	EPA 525.2	-88	-88			
2012/13-3	MO-SIM	srgt matrix spike, rec	3/13/2013	Organic	Triphenylphosphate	n/a	=	108	%	EPA 525.2	-88	-88	71	150	
2012/13-3	MO-SIM	srgt environ	3/13/2013	Organic	Triphenylphosphate	n/a	=	0.528	µg/L	EPA 525.2	-88	-88			
2012/13-3	MO-SIM	srgt environ, rec	3/13/2013	Organic	Triphenylphosphate	n/a	=	106	%	EPA 525.2	-88	-88	71	150	
2012/13-3	MO-SIM	srgt environ	3/15/2013	Organic	Triphenylphosphate	n/a	=	3.26	µg/L	EPA 525.2	-88	-88			GN
2012/13-3	MO-SIM	srgt environ, rec	3/15/2013	Organic	Triphenylphosphate	n/a	=	65	%	EPA 525.2	-88	-88	71	150	GN
2012/13-3	MO-SPA	srgt environ	3/15/2013	Organic	Triphenylphosphate	n/a	=	3.28	µg/L	EPA 525.2	-88	-88			GN
2012/13-3	MO-SPA	srgt environ, rec	3/15/2013	Organic	Triphenylphosphate	n/a	=	56	%	EPA 525.2	-88	-88	71	150	GN
2012/13-3	MO-THO	srgt environ	3/13/2013	Organic	Triphenylphosphate	n/a	=	0.517	µg/L	EPA 525.2	-88	-88			
2012/13-3	MO-THO	srgt environ, rec	3/13/2013	Organic	Triphenylphosphate	n/a	=	103	%	EPA 525.2	-88	-88	71	150	
2012/13-3	MO-THO	srgt environ	3/15/2013	Organic	Triphenylphosphate	n/a	=	3.27	µg/L	EPA 525.2	-88	-88			GN
2012/13-3	MO-THO	srgt environ, rec	3/15/2013	Organic	Triphenylphosphate	n/a	=	65	%	EPA 525.2	-88	-88	71	150	GN
2012/13-3	MO-VEN	srgt environ	3/15/2013	Organic	Triphenylphosphate	n/a	=	3.33	µg/L	EPA 525.2	-88	-88			GN
2012/13-3	MO-VEN	srgt environ, rec	3/15/2013	Organic	Triphenylphosphate	n/a	=	67	%	EPA 525.2	-88	-88	71	150	GN
2012/13-3	MO-VEN	srgt environ	3/15/2013	Organic	Triphenylphosphate	n/a	=	0.507	µg/L	EPA 525.2	-88	-88			
2012/13-3	MO-VEN	srgt environ, rec	3/15/2013	Organic	Triphenylphosphate	n/a	=	101	%	EPA 525.2	-88	-88	71	150	
2012/13-3	000NONPJ	srgt matrix spike	3/13/2013	PCB	PCB 209	n/a	=	0.082	µg/L	EPA 608	-88	-88			QAX
2012/13-3	000NONPJ	srgt matrix spike, rec	3/13/2013	PCB	PCB 209	n/a	=	82	%	EPA 608	-88	-88	0.1	154	QAX
2012/13-3	000NONPJ	srgt matrix spike dup	3/13/2013	PCB	PCB 209	n/a	=	0.0805	µg/L	EPA 608	-88	-88			QAX
2012/13-3	000NONPJ	srgt matrix spike dup, rec	3/13/2013	PCB	PCB 209	n/a	=	81	%	EPA 608	-88	-88	0.1	154	QAX
2012/13-3	Lab	srgt method blank	3/13/2013	PCB	PCB 209	n/a	=	0.0735	µg/L	EPA 608	-88	-88			
2012/13-3	Lab	srgt method blank, rec	3/13/2013	PCB	PCB 209	n/a	=	74	%	EPA 608	-88	-88	0.1	154	
2012/13-3	Lab	srgt LCS	3/13/2013	PCB	PCB 209	n/a	=	0.076	µg/L	EPA 608	-88	-88			
2012/13-3	Lab	srgt LCS, rec	3/13/2013	PCB	PCB 209	n/a	=	76	%	EPA 608	-88	-88	0.1	154	
2012/13-3	ME-CC	srgt environ	3/14/2013	PCB	PCB 209	n/a	=	0.0628	µg/L	EPA 608	-88	-88			
2012/13-3	ME-CC	srgt environ, rec	3/14/2013	PCB	PCB 209	n/a	=	63	%	EPA 608	-88	-88	0.1	154	
2012/13-3	ME-SCR	srgt environ	3/14/2013	PCB	PCB 209	n/a	=	0.0625	µg/L	EPA 608	-88	-88			
2012/13-3	ME-SCR	srgt environ, rec	3/14/2013	PCB	PCB 209	n/a	=	62	%	EPA 608	-88	-88	0.1	154	
2012/13-3	MO-CAM	srgt environ	3/14/2013	PCB	PCB 209	n/a	=	0.0266	µg/L	EPA 608	-88	-88			
2012/13-3	MO-CAM	srgt environ, rec	3/14/2013	PCB	PCB 209	n/a	=	27	%	EPA 608	-88	-88	0.1	154	
2012/13-3	MO-FIL	srgt environ	3/14/2013	PCB	PCB 209	n/a	=	0.0523	µg/L	EPA 608	-88	-88			
2012/13-3	MO-FIL	srgt environ, rec	3/14/2013	PCB	PCB 209	n/a	=	52	%	EPA 608	-88	-88	0.1	154	
2012/13-3	MO-HUE	srgt environ	3/14/2013	PCB	PCB 209	n/a	=	0.0489	µg/L	EPA 608	-88	-88			
2012/13-3	MO-HUE	srgt environ, rec	3/14/2013	PCB	PCB 209	n/a	=	49	%	EPA 608	-88	-88	0.1	154	
2012/13-3	MO-OXN	srgt environ	3/14/2013	PCB	PCB 209	n/a	=	0.0183	µg/L	EPA 608	-88	-88			
2012/13-3	MO-OXN	srgt environ, rec	3/14/2013	PCB	PCB 209	n/a	=	18	%	EPA 608	-88	-88	0.1	154	
2012/13-3	MO-SIM	srgt environ	3/14/2013	PCB	PCB 209	n/a	=	0.0527	µg/L	EPA 608	-88	-88			
2012/13-3	MO-SIM	srgt environ, rec	3/14/2013	PCB	PCB 209	n/a	=	47	%	EPA 608	-88	-88	0.1	154	
2012/13-3	MO-SPA	srgt environ	3/14/2013	PCB	PCB 209	n/a	=	0.019	µg/L	EPA 608	-88	-88			
2012/13-3	MO-SPA	srgt environ, rec	3/14/2013	PCB	PCB 209	n/a	=	17	%	EPA 608	-88	-88	0.1	154	

Appendix F
Laboratory QA/QC Analysis Results

Event ID	Site ID	QAQC Sample Type	Analysis Date	Classification	Constituent	Fraction	Sign	Result	Units	Method	MDL	RL	QA Limit		DQOComp
													Min	Max	
2012/13-3	MO-THO	srgt environ	3/14/2013	PCB	PCB 209	n/a	=	0.0459	µg/L	EPA 608	-88	-88			
2012/13-3	MO-THO	srgt environ, rec	3/14/2013	PCB	PCB 209	n/a	=	46	%	EPA 608	-88	-88	0.1	154	
2012/13-3	MO-VEN	srgt environ	3/14/2013	PCB	PCB 209	n/a	=	0.0332	µg/L	EPA 608	-88	-88			
2012/13-3	MO-VEN	srgt environ, rec	3/14/2013	PCB	PCB 209	n/a	=	33	%	EPA 608	-88	-88	0.1	154	
2012/13-3	Lab	method blank	3/13/2013	PCB	PCB Aroclor 1016	n/a	<	0.05	µg/L	EPA 608	0.05	0.5			
2012/13-3	Lab	method blank	3/13/2013	PCB	PCB Aroclor 1221	n/a	<	0.06	µg/L	EPA 608	0.06	0.5			
2012/13-3	Lab	method blank	3/13/2013	PCB	PCB Aroclor 1232	n/a	<	0.15	µg/L	EPA 608	0.15	0.5			
2012/13-3	Lab	method blank	3/13/2013	PCB	PCB Aroclor 1242	n/a	<	0.07	µg/L	EPA 608	0.07	0.5			
2012/13-3	Lab	method blank	3/13/2013	PCB	PCB Aroclor 1248	n/a	<	0.06	µg/L	EPA 608	0.06	0.5			
2012/13-3	Lab	method blank	3/13/2013	PCB	PCB Aroclor 1254	n/a	<	0.04	µg/L	EPA 608	0.04	0.5			
2012/13-3	Lab	method blank	3/13/2013	PCB	PCB Aroclor 1260	n/a	<	0.04	µg/L	EPA 608	0.04	0.5			
2012/13-3	Lab	method blank	2/26/2013	Pesticide	2,4,5-T	n/a	<	0.07	µg/L	EPA 515.3	0.07	0.2			
2012/13-3	Lab	LCS	2/26/2013	Pesticide	2,4,5-T	n/a	=	3.72	µg/L	EPA 515.3	0.07	0.2			
2012/13-3	Lab	LCS, rec	2/26/2013	Pesticide	2,4,5-T	n/a	=	93	%	EPA 515.3	-88	-88	70	130	
2012/13-3	ME-CC	matrix spike	2/26/2013	Pesticide	2,4,5-T	n/a	=	3.8	µg/L	EPA 515.3	0.07	0.2			
2012/13-3	ME-CC	matrix spike, rec	2/26/2013	Pesticide	2,4,5-T	n/a	=	95	%	EPA 515.3	-88	-88	70	130	
2012/13-3	ME-CC	matrix spike dup	2/26/2013	Pesticide	2,4,5-T	n/a	=	3.89	µg/L	EPA 515.3	0.07	0.2			
2012/13-3	ME-CC	matrix spike dup, rec	2/26/2013	Pesticide	2,4,5-T	n/a	=	97	%	EPA 515.3	-88	-88	70	130	
2012/13-3	ME-CC	matrix spike, RPD	2/26/2013	Pesticide	2,4,5-T	n/a	=	2	%	EPA 515.3	-88	-88	0	30	
2012/13-3	ME-SCR	matrix spike	2/26/2013	Pesticide	2,4,5-T	n/a	=	3.8	µg/L	EPA 515.3	0.07	0.2			
2012/13-3	ME-SCR	matrix spike, rec	2/26/2013	Pesticide	2,4,5-T	n/a	=	95	%	EPA 515.3	-88	-88	70	130	
2012/13-3	ME-SCR	matrix spike dup	2/26/2013	Pesticide	2,4,5-T	n/a	=	3.78	µg/L	EPA 515.3	0.07	0.2			
2012/13-3	ME-SCR	matrix spike dup, rec	2/26/2013	Pesticide	2,4,5-T	n/a	=	95	%	EPA 515.3	-88	-88	70	130	
2012/13-3	ME-SCR	matrix spike, RPD	2/26/2013	Pesticide	2,4,5-T	n/a	=	0.4	%	EPA 515.3	-88	-88	0	30	
2012/13-3	Lab	method blank	2/26/2013	Pesticide	2,4,5-TP	n/a	<	0.09	µg/L	EPA 515.3	0.09	0.2			
2012/13-3	Lab	LCS	2/26/2013	Pesticide	2,4,5-TP	n/a	=	3.94	µg/L	EPA 515.3	0.09	0.2			
2012/13-3	Lab	LCS, rec	2/26/2013	Pesticide	2,4,5-TP	n/a	=	99	%	EPA 515.3	-88	-88	70	130	
2012/13-3	ME-CC	matrix spike	2/26/2013	Pesticide	2,4,5-TP	n/a	=	4.12	µg/L	EPA 515.3	0.09	0.2			
2012/13-3	ME-CC	matrix spike, rec	2/26/2013	Pesticide	2,4,5-TP	n/a	=	103	%	EPA 515.3	-88	-88	70	130	
2012/13-3	ME-CC	matrix spike dup	2/26/2013	Pesticide	2,4,5-TP	n/a	=	4.28	µg/L	EPA 515.3	0.09	0.2			
2012/13-3	ME-CC	matrix spike dup, rec	2/26/2013	Pesticide	2,4,5-TP	n/a	=	107	%	EPA 515.3	-88	-88	70	130	
2012/13-3	ME-CC	matrix spike, RPD	2/26/2013	Pesticide	2,4,5-TP	n/a	=	4	%	EPA 515.3	-88	-88	0	30	
2012/13-3	ME-SCR	matrix spike	2/26/2013	Pesticide	2,4,5-TP	n/a	=	4.24	µg/L	EPA 515.3	0.09	0.2			
2012/13-3	ME-SCR	matrix spike, rec	2/26/2013	Pesticide	2,4,5-TP	n/a	=	106	%	EPA 515.3	-88	-88	70	130	
2012/13-3	ME-SCR	matrix spike dup	2/26/2013	Pesticide	2,4,5-TP	n/a	=	4.25	µg/L	EPA 515.3	0.09	0.2			
2012/13-3	ME-SCR	matrix spike dup, rec	2/26/2013	Pesticide	2,4,5-TP	n/a	=	106	%	EPA 515.3	-88	-88	70	130	
2012/13-3	ME-SCR	matrix spike, RPD	2/26/2013	Pesticide	2,4,5-TP	n/a	=	0.2	%	EPA 515.3	-88	-88	0	30	
2012/13-3	Lab	method blank	2/26/2013	Pesticide	2,4-D	n/a	<	0.07	µg/L	EPA 515.3	0.07	0.4			
2012/13-3	Lab	LCS	2/26/2013	Pesticide	2,4-D	n/a	=	8.73	µg/L	EPA 515.3	0.07	0.4			
2012/13-3	Lab	LCS, rec	2/26/2013	Pesticide	2,4-D	n/a	=	109	%	EPA 515.3	-88	-88	70	130	
2012/13-3	ME-CC	matrix spike	2/26/2013	Pesticide	2,4-D	n/a	=	9.32	µg/L	EPA 515.3	0.07	0.4			
2012/13-3	ME-CC	matrix spike, rec	2/26/2013	Pesticide	2,4-D	n/a	=	116	%	EPA 515.3	-88	-88	70	130	
2012/13-3	ME-CC	matrix spike dup	2/26/2013	Pesticide	2,4-D	n/a	=	9.82	µg/L	EPA 515.3	0.07	0.4			
2012/13-3	ME-CC	matrix spike dup, rec	2/26/2013	Pesticide	2,4-D	n/a	=	123	%	EPA 515.3	-88	-88	70	130	
2012/13-3	ME-CC	matrix spike, RPD	2/26/2013	Pesticide	2,4-D	n/a	=	5	%	EPA 515.3	-88	-88	0	30	
2012/13-3	ME-SCR	matrix spike	2/26/2013	Pesticide	2,4-D	n/a	=	9.21	µg/L	EPA 515.3	0.07	0.4			
2012/13-3	ME-SCR	matrix spike, rec	2/26/2013	Pesticide	2,4-D	n/a	=	115	%	EPA 515.3	-88	-88	70	130	

Appendix F
Laboratory QA/QC Analysis Results

Event ID	Site ID	QAQC Sample Type	Analysis Date	Classification	Constituent	Fraction	Sign	Result	Units	Method	MDL	RL	QA Limit		DQOComp
													Min	Max	
2012/13-3	ME-SCR	matrix spike dup	2/26/2013	Pesticide	2,4-D	n/a	=	9.26	µg/L	EPA 515.3	0.07	0.4			
2012/13-3	ME-SCR	matrix spike dup, rec	2/26/2013	Pesticide	2,4-D	n/a	=	116	%	EPA 515.3	-88	-88	70	130	
2012/13-3	ME-SCR	matrix spike, RPD	2/26/2013	Pesticide	2,4-D	n/a	=	0.5	%	EPA 515.3	-88	-88	0	30	
2012/13-3	Lab	method blank	2/26/2013	Pesticide	2,4-DB	n/a	<	0.07	µg/L	EPA 515.3	0.07	2			
2012/13-3	Lab	LCS	2/26/2013	Pesticide	2,4-DB	n/a	=	16.6	µg/L	EPA 515.3	0.07	2			
2012/13-3	Lab	LCS, rec	2/26/2013	Pesticide	2,4-DB	n/a	=	104	%	EPA 515.3	-88	-88	70	130	
2012/13-3	ME-CC	matrix spike	2/26/2013	Pesticide	2,4-DB	n/a	=	15.4	µg/L	EPA 515.3	0.07	2			
2012/13-3	ME-CC	matrix spike, rec	2/26/2013	Pesticide	2,4-DB	n/a	=	96	%	EPA 515.3	-88	-88	70	130	
2012/13-3	ME-CC	matrix spike dup	2/26/2013	Pesticide	2,4-DB	n/a	=	15.9	µg/L	EPA 515.3	0.07	2			
2012/13-3	ME-CC	matrix spike dup, rec	2/26/2013	Pesticide	2,4-DB	n/a	=	100	%	EPA 515.3	-88	-88	70	130	
2012/13-3	ME-CC	matrix spike, RPD	2/26/2013	Pesticide	2,4-DB	n/a	=	4	%	EPA 515.3	-88	-88	0	30	
2012/13-3	ME-SCR	matrix spike	2/26/2013	Pesticide	2,4-DB	n/a	=	16.2	µg/L	EPA 515.3	0.07	2			
2012/13-3	ME-SCR	matrix spike, rec	2/26/2013	Pesticide	2,4-DB	n/a	=	101	%	EPA 515.3	-88	-88	70	130	
2012/13-3	ME-SCR	matrix spike dup	2/26/2013	Pesticide	2,4-DB	n/a	=	19.2	µg/L	EPA 515.3	0.07	2			
2012/13-3	ME-SCR	matrix spike dup, rec	2/26/2013	Pesticide	2,4-DB	n/a	=	120	%	EPA 515.3	-88	-88	70	130	
2012/13-3	ME-SCR	matrix spike, RPD	2/26/2013	Pesticide	2,4-DB	n/a	=	17	%	EPA 515.3	-88	-88	0	30	
2012/13-3	Lab	method blank	2/26/2013	Pesticide	3,5-Dichlorobenzoic acid	n/a	<	0.09	µg/L	EPA 515.3	0.09	1			
2012/13-3	Lab	LCS	2/26/2013	Pesticide	3,5-Dichlorobenzoic acid	n/a	=	7.58	µg/L	EPA 515.3	0.09	1			
2012/13-3	Lab	LCS, rec	2/26/2013	Pesticide	3,5-Dichlorobenzoic acid	n/a	=	95	%	EPA 515.3	-88	-88	70	130	
2012/13-3	ME-CC	matrix spike	2/26/2013	Pesticide	3,5-Dichlorobenzoic acid	n/a	=	7.64	µg/L	EPA 515.3	0.09	1			
2012/13-3	ME-CC	matrix spike, rec	2/26/2013	Pesticide	3,5-Dichlorobenzoic acid	n/a	=	96	%	EPA 515.3	-88	-88	70	130	
2012/13-3	ME-CC	matrix spike dup	2/26/2013	Pesticide	3,5-Dichlorobenzoic acid	n/a	=	7.92	µg/L	EPA 515.3	0.09	1			
2012/13-3	ME-CC	matrix spike dup, rec	2/26/2013	Pesticide	3,5-Dichlorobenzoic acid	n/a	=	99	%	EPA 515.3	-88	-88	70	130	
2012/13-3	ME-CC	matrix spike, RPD	2/26/2013	Pesticide	3,5-Dichlorobenzoic acid	n/a	=	3	%	EPA 515.3	-88	-88	0	30	
2012/13-3	ME-SCR	matrix spike	2/26/2013	Pesticide	3,5-Dichlorobenzoic acid	n/a	=	7.86	µg/L	EPA 515.3	0.09	1			
2012/13-3	ME-SCR	matrix spike, rec	2/26/2013	Pesticide	3,5-Dichlorobenzoic acid	n/a	=	98	%	EPA 515.3	-88	-88	70	130	
2012/13-3	ME-SCR	matrix spike dup	2/26/2013	Pesticide	3,5-Dichlorobenzoic acid	n/a	=	7.85	µg/L	EPA 515.3	0.09	1			
2012/13-3	ME-SCR	matrix spike dup, rec	2/26/2013	Pesticide	3,5-Dichlorobenzoic acid	n/a	=	98	%	EPA 515.3	-88	-88	70	130	
2012/13-3	ME-SCR	matrix spike, RPD	2/26/2013	Pesticide	3,5-Dichlorobenzoic acid	n/a	=	0.1	%	EPA 515.3	-88	-88	0	30	
2012/13-3	000NONPJ	matrix spike	3/13/2013	Pesticide	4,4'-DDD	n/a	=	0.0992	µg/L	EPA 608	0.003	0.05			QAX
2012/13-3	000NONPJ	matrix spike, rec	3/13/2013	Pesticide	4,4'-DDD	n/a	=	99	%	EPA 608	-88	-88	31	141	QAX
2012/13-3	000NONPJ	matrix spike dup	3/13/2013	Pesticide	4,4'-DDD	n/a	=	0.0956	µg/L	EPA 608	0.003	0.05			QAX
2012/13-3	000NONPJ	matrix spike dup, rec	3/13/2013	Pesticide	4,4'-DDD	n/a	=	96	%	EPA 608	-88	-88	31	141	QAX
2012/13-3	000NONPJ	matrix spike, RPD	3/13/2013	Pesticide	4,4'-DDD	n/a	=	4	%	EPA 608	-88	-88	0	30	QAX
2012/13-3	Lab	method blank	3/13/2013	Pesticide	4,4'-DDD	n/a	<	0.003	µg/L	EPA 608	0.003	0.05			
2012/13-3	Lab	LCS	3/13/2013	Pesticide	4,4'-DDD	n/a	=	0.0819	µg/L	EPA 608	0.003	0.05			
2012/13-3	Lab	LCS, rec	3/13/2013	Pesticide	4,4'-DDD	n/a	=	82	%	EPA 608	-88	-88	30	141	
2012/13-3	000NONPJ	matrix spike	3/13/2013	Pesticide	4,4'-DDE	n/a	=	0.0944	µg/L	EPA 608	0.0025	0.05			QAX
2012/13-3	000NONPJ	matrix spike, rec	3/13/2013	Pesticide	4,4'-DDE	n/a	=	94	%	EPA 608	-88	-88	30	145	QAX
2012/13-3	000NONPJ	matrix spike dup	3/13/2013	Pesticide	4,4'-DDE	n/a	=	0.0938	µg/L	EPA 608	0.0025	0.05			QAX
2012/13-3	000NONPJ	matrix spike dup, rec	3/13/2013	Pesticide	4,4'-DDE	n/a	=	94	%	EPA 608	-88	-88	30	145	QAX
2012/13-3	000NONPJ	matrix spike, RPD	3/13/2013	Pesticide	4,4'-DDE	n/a	=	0.6	%	EPA 608	-88	-88	0	30	QAX
2012/13-3	Lab	method blank	3/13/2013	Pesticide	4,4'-DDE	n/a	<	0.0025	µg/L	EPA 608	0.0025	0.05			
2012/13-3	Lab	LCS	3/13/2013	Pesticide	4,4'-DDE	n/a	=	0.0862	µg/L	EPA 608	0.0025	0.05			
2012/13-3	Lab	LCS, rec	3/13/2013	Pesticide	4,4'-DDE	n/a	=	86	%	EPA 608	-88	-88	30	145	
2012/13-3	000NONPJ	matrix spike	3/13/2013	Pesticide	4,4'-DDT	n/a	=	0.146	µg/L	EPA 608	0.0031	0.01			QAX
2012/13-3	000NONPJ	matrix spike, rec	3/13/2013	Pesticide	4,4'-DDT	n/a	=	146	%	EPA 608	-88	-88	25	160	QAX

Appendix F
Laboratory QA/QC Analysis Results

Event ID	Site ID	QAQC Sample Type	Analysis Date	Classification	Constituent	Fraction	Sign	Result	Units	Method	MDL	RL	QA Limit		DQOComp
													Min	Max	
2012/13-3	000NONPJ	matrix spike dup	3/13/2013	Pesticide	4,4'-DDT	n/a	=	0.144	µg/L	EPA 608	0.0031	0.01			QAX
2012/13-3	000NONPJ	matrix spike dup, rec	3/13/2013	Pesticide	4,4'-DDT	n/a	=	144	%	EPA 608	-88	-88	25	160	QAX
2012/13-3	000NONPJ	matrix spike, RPD	3/13/2013	Pesticide	4,4'-DDT	n/a	=	2	%	EPA 608	-88	-88	0	30	QAX
2012/13-3	Lab	method blank	3/13/2013	Pesticide	4,4'-DDT	n/a	<	0.0031	µg/L	EPA 608	0.0031	0.01			
2012/13-3	Lab	LCS	3/13/2013	Pesticide	4,4'-DDT	n/a	=	0.123	µg/L	EPA 608	0.0031	0.01			
2012/13-3	Lab	LCS, rec	3/13/2013	Pesticide	4,4'-DDT	n/a	=	123	%	EPA 608	-88	-88	25	160	
2012/13-3	Lab	method blank	2/26/2013	Pesticide	Acifluorfen	n/a	<	0.06	µg/L	EPA 515.3	0.06	0.4			
2012/13-3	Lab	LCS	2/26/2013	Pesticide	Acifluorfen	n/a	=	3.62	µg/L	EPA 515.3	0.06	0.4			
2012/13-3	Lab	LCS, rec	2/26/2013	Pesticide	Acifluorfen	n/a	=	90	%	EPA 515.3	-88	-88	70	130	
2012/13-3	ME-CC	matrix spike	2/26/2013	Pesticide	Acifluorfen	n/a	=	3.95	µg/L	EPA 515.3	0.06	0.4			
2012/13-3	ME-CC	matrix spike, rec	2/26/2013	Pesticide	Acifluorfen	n/a	=	99	%	EPA 515.3	-88	-88	70	130	
2012/13-3	ME-CC	matrix spike dup	2/26/2013	Pesticide	Acifluorfen	n/a	=	3.86	µg/L	EPA 515.3	0.06	0.4			
2012/13-3	ME-CC	matrix spike dup, rec	2/26/2013	Pesticide	Acifluorfen	n/a	=	97	%	EPA 515.3	-88	-88	70	130	
2012/13-3	ME-CC	matrix spike, RPD	2/26/2013	Pesticide	Acifluorfen	n/a	=	2	%	EPA 515.3	-88	-88	0	30	
2012/13-3	ME-SCR	matrix spike	2/26/2013	Pesticide	Acifluorfen	n/a	=	3.88	µg/L	EPA 515.3	0.06	0.4			
2012/13-3	ME-SCR	matrix spike, rec	2/26/2013	Pesticide	Acifluorfen	n/a	=	97	%	EPA 515.3	-88	-88	70	130	
2012/13-3	ME-SCR	matrix spike dup	2/26/2013	Pesticide	Acifluorfen	n/a	=	3.85	µg/L	EPA 515.3	0.06	0.4			
2012/13-3	ME-SCR	matrix spike dup, rec	2/26/2013	Pesticide	Acifluorfen	n/a	=	96	%	EPA 515.3	-88	-88	70	130	
2012/13-3	ME-SCR	matrix spike, RPD	2/26/2013	Pesticide	Acifluorfen	n/a	=	0.7	%	EPA 515.3	-88	-88	0	30	
2012/13-3	Lab	method blank	3/14/2013	Pesticide	Alachlor	n/a	<	0.022	µg/L	EPA 525.2	0.022	0.1			
2012/13-3	Lab	LCS	3/14/2013	Pesticide	Alachlor	n/a	=	4.77	µg/L	EPA 525.2	0.022	0.1			
2012/13-3	Lab	LCS, rec	3/14/2013	Pesticide	Alachlor	n/a	=	95	%	EPA 525.2	-88	-88	58	164	
2012/13-3	MO-HUE	matrix spike	3/14/2013	Pesticide	Alachlor	n/a	=	5.16	µg/L	EPA 525.2	0.022	0.1			
2012/13-3	MO-HUE	matrix spike, rec	3/14/2013	Pesticide	Alachlor	n/a	=	103	%	EPA 525.2	-88	-88	58	177	
2012/13-3	MO-HUE	matrix spike dup	3/14/2013	Pesticide	Alachlor	n/a	=	5.65	µg/L	EPA 525.2	0.022	0.1			
2012/13-3	MO-HUE	matrix spike dup, rec	3/14/2013	Pesticide	Alachlor	n/a	=	113	%	EPA 525.2	-88	-88	58	177	
2012/13-3	MO-HUE	matrix spike, RPD	3/14/2013	Pesticide	Alachlor	n/a	=	9	%	EPA 525.2	-88	-88	0	30	
2012/13-3	000NONPJ	matrix spike	3/13/2013	Pesticide	Aldrin	n/a	=	0.0991	µg/L	EPA 608	0.0015	0.005			QAX
2012/13-3	000NONPJ	matrix spike, rec	3/13/2013	Pesticide	Aldrin	n/a	=	99	%	EPA 608	-88	-88	42	122	QAX
2012/13-3	000NONPJ	matrix spike dup	3/13/2013	Pesticide	Aldrin	n/a	=	0.0958	µg/L	EPA 608	0.0015	0.005			QAX
2012/13-3	000NONPJ	matrix spike dup, rec	3/13/2013	Pesticide	Aldrin	n/a	=	96	%	EPA 608	-88	-88	42	122	QAX
2012/13-3	000NONPJ	matrix spike, RPD	3/13/2013	Pesticide	Aldrin	n/a	=	3	%	EPA 608	-88	-88	0	30	QAX
2012/13-3	Lab	method blank	3/13/2013	Pesticide	Aldrin	n/a	<	0.0015	µg/L	EPA 608	0.0015	0.005			
2012/13-3	Lab	LCS	3/13/2013	Pesticide	Aldrin	n/a	=	0.0842	µg/L	EPA 608	0.0015	0.005			
2012/13-3	Lab	LCS, rec	3/13/2013	Pesticide	Aldrin	n/a	=	84	%	EPA 608	-88	-88	42	122	
2012/13-3	000NONPJ	matrix spike	3/13/2013	Pesticide	alpha-BHC	n/a	=	0.0983	µg/L	EPA 608	0.0018	0.01			QAX
2012/13-3	000NONPJ	matrix spike, rec	3/13/2013	Pesticide	alpha-BHC	n/a	=	98	%	EPA 608	-88	-88	37	134	QAX
2012/13-3	000NONPJ	matrix spike dup	3/13/2013	Pesticide	alpha-BHC	n/a	=	0.0977	µg/L	EPA 608	0.0018	0.01			QAX
2012/13-3	000NONPJ	matrix spike dup, rec	3/13/2013	Pesticide	alpha-BHC	n/a	=	98	%	EPA 608	-88	-88	37	134	QAX
2012/13-3	000NONPJ	matrix spike, RPD	3/13/2013	Pesticide	alpha-BHC	n/a	=	0.6	%	EPA 608	-88	-88	0	30	QAX
2012/13-3	Lab	method blank	3/13/2013	Pesticide	alpha-BHC	n/a	<	0.0018	µg/L	EPA 608	0.0018	0.01			
2012/13-3	Lab	LCS	3/13/2013	Pesticide	alpha-BHC	n/a	=	0.0851	µg/L	EPA 608	0.0018	0.01			
2012/13-3	Lab	LCS, rec	3/13/2013	Pesticide	alpha-BHC	n/a	=	85	%	EPA 608	-88	-88	37	134	
2012/13-3	Lab	method blank	3/13/2013	Pesticide	alpha-Chlordane	n/a	<	0.0041	µg/L	EPA 608	0.0041	0.01			
2012/13-3	Lab	method blank	3/14/2013	Pesticide	Atrazine	n/a	<	0.034	µg/L	EPA 525.2	0.034	0.1			
2012/13-3	Lab	LCS	3/14/2013	Pesticide	Atrazine	n/a	=	5.55	µg/L	EPA 525.2	0.034	0.1			
2012/13-3	Lab	LCS, rec	3/14/2013	Pesticide	Atrazine	n/a	=	111	%	EPA 525.2	-88	-88	68	133	

Appendix F
Laboratory QA/QC Analysis Results

Event ID	Site ID	QAQC Sample Type	Analysis Date	Classification	Constituent	Fraction	Sign	Result	Units	Method	MDL	RL	QA Limit		DQOComp
													Min	Max	
2012/13-3	MO-HUE	matrix spike	3/14/2013	Pesticide	Atrazine	n/a	=	5.74	µg/L	EPA 525.2	0.034	0.1			
2012/13-3	MO-HUE	matrix spike, rec	3/14/2013	Pesticide	Atrazine	n/a	=	115	%	EPA 525.2	-88	-88	53	142	
2012/13-3	MO-HUE	matrix spike dup	3/14/2013	Pesticide	Atrazine	n/a	=	5.79	µg/L	EPA 525.2	0.034	0.1			
2012/13-3	MO-HUE	matrix spike dup, rec	3/14/2013	Pesticide	Atrazine	n/a	=	116	%	EPA 525.2	-88	-88	53	142	
2012/13-3	MO-HUE	matrix spike, RPD	3/14/2013	Pesticide	Atrazine	n/a	=	0.9	%	EPA 525.2	-88	-88	0	30	
2012/13-3	Lab	method blank	3/13/2013	Pesticide	Azinphos methyl	n/a	<	0.0055	µg/L	EPA 525.2	0.0055	0.01			
2012/13-3	Lab	LCS	3/13/2013	Pesticide	Azinphos methyl	n/a	=	0.0161	µg/L	EPA 525.2	0.0055	0.01			EUM
2012/13-3	Lab	LCS, rec	3/13/2013	Pesticide	Azinphos methyl	n/a	=	32	%	EPA 525.2	-88	-88	50	150	EUM
2012/13-3	Lab	method blank	3/15/2013	Pesticide	Azinphos methyl	n/a	<	0.0055	µg/L	EPA 525.2	0.0055	0.01			
2012/13-3	Lab	LCS	3/15/2013	Pesticide	Azinphos methyl	n/a	=	0.025	µg/L	EPA 525.2	0.0055	0.01			
2012/13-3	Lab	LCS, rec	3/15/2013	Pesticide	Azinphos methyl	n/a	=	50	%	EPA 525.2	-88	-88	50	150	
2012/13-3	ME-SCR	matrix spike dup	3/15/2013	Pesticide	Azinphos methyl	n/a	=	0.0228	µg/L	EPA 525.2	0.0055	0.01			GB
2012/13-3	ME-SCR	matrix spike dup, rec	3/15/2013	Pesticide	Azinphos methyl	n/a	=	46	%	EPA 525.2	-88	-88	50	150	GB
2012/13-3	ME-SCR	matrix spike, RPD	3/15/2013	Pesticide	Azinphos methyl	n/a	=	8	%	EPA 525.2	-88	-88	0	25	
2012/13-3	ME-SCR	matrix spike	3/15/2013	Pesticide	Azinphos methyl	n/a	=	0.0249	µg/L	EPA 525.2	0.0055	0.01			
2012/13-3	ME-SCR	matrix spike, rec	3/15/2013	Pesticide	Azinphos methyl	n/a	=	50	%	EPA 525.2	-88	-88	50	150	
2012/13-3	MO-SIM	matrix spike dup	3/13/2013	Pesticide	Azinphos methyl	n/a	=	0.0266	µg/L	EPA 525.2	0.0055	0.01			
2012/13-3	MO-SIM	matrix spike dup, rec	3/13/2013	Pesticide	Azinphos methyl	n/a	=	53	%	EPA 525.2	-88	-88	50	150	
2012/13-3	MO-SIM	matrix spike, RPD	3/13/2013	Pesticide	Azinphos methyl	n/a	=	5	%	EPA 525.2	-88	-88	0	25	
2012/13-3	MO-SIM	matrix spike	3/13/2013	Pesticide	Azinphos methyl	n/a	=	0.0279	µg/L	EPA 525.2	0.0055	0.01			
2012/13-3	MO-SIM	matrix spike, rec	3/13/2013	Pesticide	Azinphos methyl	n/a	=	56	%	EPA 525.2	-88	-88	50	150	
2012/13-3	Lab	method blank	2/26/2013	Pesticide	Bentazon	n/a	<	0.11	µg/L	EPA 515.3	0.11	2			
2012/13-3	Lab	LCS	2/26/2013	Pesticide	Bentazon	n/a	=	14.9	µg/L	EPA 515.3	0.11	2			
2012/13-3	Lab	LCS, rec	2/26/2013	Pesticide	Bentazon	n/a	=	93	%	EPA 515.3	-88	-88	70	130	
2012/13-3	ME-CC	matrix spike	2/26/2013	Pesticide	Bentazon	n/a	=	14.8	µg/L	EPA 515.3	0.11	2			
2012/13-3	ME-CC	matrix spike, rec	2/26/2013	Pesticide	Bentazon	n/a	=	92	%	EPA 515.3	-88	-88	70	130	
2012/13-3	ME-CC	matrix spike dup	2/26/2013	Pesticide	Bentazon	n/a	=	15.5	µg/L	EPA 515.3	0.11	2			
2012/13-3	ME-CC	matrix spike dup, rec	2/26/2013	Pesticide	Bentazon	n/a	=	97	%	EPA 515.3	-88	-88	70	130	
2012/13-3	ME-CC	matrix spike, RPD	2/26/2013	Pesticide	Bentazon	n/a	=	5	%	EPA 515.3	-88	-88	0	30	
2012/13-3	ME-SCR	matrix spike	2/26/2013	Pesticide	Bentazon	n/a	=	14.6	µg/L	EPA 515.3	0.11	2			
2012/13-3	ME-SCR	matrix spike, rec	2/26/2013	Pesticide	Bentazon	n/a	=	91	%	EPA 515.3	-88	-88	70	130	
2012/13-3	ME-SCR	matrix spike dup	2/26/2013	Pesticide	Bentazon	n/a	=	14.5	µg/L	EPA 515.3	0.11	2			
2012/13-3	ME-SCR	matrix spike dup, rec	2/26/2013	Pesticide	Bentazon	n/a	=	91	%	EPA 515.3	-88	-88	70	130	
2012/13-3	ME-SCR	matrix spike, RPD	2/26/2013	Pesticide	Bentazon	n/a	=	0.7	%	EPA 515.3	-88	-88	0	30	
2012/13-3	000NONPJ	matrix spike	3/13/2013	Pesticide	beta-BHC	n/a	=	0.1	µg/L	EPA 608	0.0031	0.005			QAX
2012/13-3	000NONPJ	matrix spike, rec	3/13/2013	Pesticide	beta-BHC	n/a	=	100	%	EPA 608	-88	-88	17	147	QAX
2012/13-3	000NONPJ	matrix spike dup	3/13/2013	Pesticide	beta-BHC	n/a	=	0.101	µg/L	EPA 608	0.0031	0.005			QAX
2012/13-3	000NONPJ	matrix spike dup, rec	3/13/2013	Pesticide	beta-BHC	n/a	=	101	%	EPA 608	-88	-88	17	147	QAX
2012/13-3	000NONPJ	matrix spike, RPD	3/13/2013	Pesticide	beta-BHC	n/a	=	1	%	EPA 608	-88	-88	0	30	QAX
2012/13-3	Lab	method blank	3/13/2013	Pesticide	beta-BHC	n/a	<	0.0031	µg/L	EPA 608	0.0031	0.005			
2012/13-3	Lab	LCS	3/13/2013	Pesticide	beta-BHC	n/a	=	0.0875	µg/L	EPA 608	0.0031	0.005			
2012/13-3	Lab	LCS, rec	3/13/2013	Pesticide	beta-BHC	n/a	=	88	%	EPA 608	-88	-88	14	147	
2012/13-3	Lab	method blank	3/13/2013	Pesticide	Bolstar	n/a	<	0.0046	µg/L	EPA 525.2	0.0046	0.01			
2012/13-3	Lab	LCS	3/13/2013	Pesticide	Bolstar	n/a	=	0.0461	µg/L	EPA 525.2	0.0046	0.01			
2012/13-3	Lab	LCS, rec	3/13/2013	Pesticide	Bolstar	n/a	=	92	%	EPA 525.2	-88	-88	50	150	
2012/13-3	Lab	method blank	3/15/2013	Pesticide	Bolstar	n/a	<	0.0046	µg/L	EPA 525.2	0.0046	0.01			
2012/13-3	Lab	LCS	3/15/2013	Pesticide	Bolstar	n/a	=	0.0404	µg/L	EPA 525.2	0.0046	0.01			

Appendix F
Laboratory QA/QC Analysis Results

Event ID	Site ID	QAQC Sample Type	Analysis Date	Classification	Constituent	Fraction	Sign	Result	Units	Method	MDL	RL	QA Limit		DQOComp
													Min	Max	
2012/13-3	Lab	LCS, rec	3/15/2013	Pesticide	Bolstar	n/a	=	81	%	EPA 525.2	-88	-88	50	150	
2012/13-3	ME-SCR	matrix spike dup	3/15/2013	Pesticide	Bolstar	n/a	=	0.0416	µg/L	EPA 525.2	0.0046	0.01			
2012/13-3	ME-SCR	matrix spike dup, rec	3/15/2013	Pesticide	Bolstar	n/a	=	83	%	EPA 525.2	-88	-88	50	150	
2012/13-3	ME-SCR	matrix spike, RPD	3/15/2013	Pesticide	Bolstar	n/a	=	5	%	EPA 525.2	-88	-88	0	25	
2012/13-3	ME-SCR	matrix spike	3/15/2013	Pesticide	Bolstar	n/a	=	0.0438	µg/L	EPA 525.2	0.0046	0.01			
2012/13-3	ME-SCR	matrix spike, rec	3/15/2013	Pesticide	Bolstar	n/a	=	88	%	EPA 525.2	-88	-88	50	150	
2012/13-3	MO-SIM	matrix spike dup	3/13/2013	Pesticide	Bolstar	n/a	=	0.0432	µg/L	EPA 525.2	0.0046	0.01			
2012/13-3	MO-SIM	matrix spike dup, rec	3/13/2013	Pesticide	Bolstar	n/a	=	86	%	EPA 525.2	-88	-88	50	150	
2012/13-3	MO-SIM	matrix spike, RPD	3/13/2013	Pesticide	Bolstar	n/a	=	17	%	EPA 525.2	-88	-88	0	25	
2012/13-3	MO-SIM	matrix spike	3/13/2013	Pesticide	Bolstar	n/a	=	0.051	µg/L	EPA 525.2	0.0046	0.01			
2012/13-3	MO-SIM	matrix spike, rec	3/13/2013	Pesticide	Bolstar	n/a	=	102	%	EPA 525.2	-88	-88	50	150	
2012/13-3	Lab	method blank	3/14/2013	Pesticide	Bromacil	n/a	<	0.038	µg/L	EPA 525.2	0.038	1			
2012/13-3	Lab	LCS	3/14/2013	Pesticide	Bromacil	n/a	=	5.05	µg/L	EPA 525.2	0.038	1			
2012/13-3	Lab	LCS, rec	3/14/2013	Pesticide	Bromacil	n/a	=	101	%	EPA 525.2	-88	-88	43	177	
2012/13-3	MO-HUE	matrix spike	3/14/2013	Pesticide	Bromacil	n/a	=	5.98	µg/L	EPA 525.2	0.038	1			
2012/13-3	MO-HUE	matrix spike, rec	3/14/2013	Pesticide	Bromacil	n/a	=	120	%	EPA 525.2	-88	-88	71	182	
2012/13-3	MO-HUE	matrix spike dup	3/14/2013	Pesticide	Bromacil	n/a	=	5.41	µg/L	EPA 525.2	0.038	1			
2012/13-3	MO-HUE	matrix spike dup, rec	3/14/2013	Pesticide	Bromacil	n/a	=	108	%	EPA 525.2	-88	-88	71	182	
2012/13-3	MO-HUE	matrix spike, RPD	3/14/2013	Pesticide	Bromacil	n/a	=	10	%	EPA 525.2	-88	-88	0	30	
2012/13-3	Lab	method blank	3/14/2013	Pesticide	Butachlor	n/a	<	0.017	µg/L	EPA 525.2	0.017	0.2			
2012/13-3	Lab	LCS	3/14/2013	Pesticide	Butachlor	n/a	=	4.5	µg/L	EPA 525.2	0.017	0.2			
2012/13-3	Lab	LCS, rec	3/14/2013	Pesticide	Butachlor	n/a	=	90	%	EPA 525.2	-88	-88	55	178	
2012/13-3	MO-HUE	matrix spike	3/14/2013	Pesticide	Butachlor	n/a	=	5.23	µg/L	EPA 525.2	0.017	0.2			
2012/13-3	MO-HUE	matrix spike, rec	3/14/2013	Pesticide	Butachlor	n/a	=	105	%	EPA 525.2	-88	-88	67	181	
2012/13-3	MO-HUE	matrix spike dup	3/14/2013	Pesticide	Butachlor	n/a	=	5.46	µg/L	EPA 525.2	0.017	0.2			
2012/13-3	MO-HUE	matrix spike dup, rec	3/14/2013	Pesticide	Butachlor	n/a	=	109	%	EPA 525.2	-88	-88	67	181	
2012/13-3	MO-HUE	matrix spike, RPD	3/14/2013	Pesticide	Butachlor	n/a	=	4	%	EPA 525.2	-88	-88	0	30	
2012/13-3	Lab	method blank	3/14/2013	Pesticide	Captan	n/a	<	0.86	µg/L	EPA 525.2	0.86	1			
2012/13-3	Lab	LCS	3/14/2013	Pesticide	Captan	n/a	=	2.43	µg/L	EPA 525.2	0.86	1			
2012/13-3	Lab	LCS, rec	3/14/2013	Pesticide	Captan	n/a	=	49	%	EPA 525.2	-88	-88	20	215	
2012/13-3	MO-HUE	matrix spike	3/14/2013	Pesticide	Captan	n/a	=	5.05	µg/L	EPA 525.2	0.86	1			
2012/13-3	MO-HUE	matrix spike, rec	3/14/2013	Pesticide	Captan	n/a	=	101	%	EPA 525.2	-88	-88	45	182	
2012/13-3	MO-HUE	matrix spike dup	3/14/2013	Pesticide	Captan	n/a	=	3.79	µg/L	EPA 525.2	0.86	1			
2012/13-3	MO-HUE	matrix spike dup, rec	3/14/2013	Pesticide	Captan	n/a	=	76	%	EPA 525.2	-88	-88	45	182	
2012/13-3	MO-HUE	matrix spike, RPD	3/14/2013	Pesticide	Captan	n/a	=	29	%	EPA 525.2	-88	-88	0	30	
2012/13-3	Lab	method blank	3/13/2013	Pesticide	Chlordane (technical)	n/a	<	0.08	µg/L	EPA 608	0.08	0.1			
2012/13-3	Lab	method blank	3/14/2013	Pesticide	Chloropropham	n/a	<	0.01	µg/L	EPA 525.2	0.01	0.1			
2012/13-3	Lab	LCS	3/14/2013	Pesticide	Chloropropham	n/a	=	6.43	µg/L	EPA 525.2	0.01	0.1			
2012/13-3	Lab	LCS, rec	3/14/2013	Pesticide	Chloropropham	n/a	=	129	%	EPA 525.2	-88	-88	74	133	
2012/13-3	MO-HUE	matrix spike	3/14/2013	Pesticide	Chloropropham	n/a	=	7.43	µg/L	EPA 525.2	0.01	0.1			GB
2012/13-3	MO-HUE	matrix spike, rec	3/14/2013	Pesticide	Chloropropham	n/a	=	149	%	EPA 525.2	-88	-88	76	137	GB
2012/13-3	MO-HUE	matrix spike dup	3/14/2013	Pesticide	Chloropropham	n/a	=	8.12	µg/L	EPA 525.2	0.01	0.1			GB
2012/13-3	MO-HUE	matrix spike dup, rec	3/14/2013	Pesticide	Chloropropham	n/a	=	162	%	EPA 525.2	-88	-88	76	137	GB
2012/13-3	MO-HUE	matrix spike, RPD	3/14/2013	Pesticide	Chloropropham	n/a	=	9	%	EPA 525.2	-88	-88	0	30	
2012/13-3	Lab	method blank	3/13/2013	Pesticide	Chlorpyrifos	n/a	<	0.0069	µg/L	EPA 525.2	0.0069	0.01			
2012/13-3	Lab	LCS	3/13/2013	Pesticide	Chlorpyrifos	n/a	=	0.0615	µg/L	EPA 525.2	0.0069	0.01			
2012/13-3	Lab	LCS, rec	3/13/2013	Pesticide	Chlorpyrifos	n/a	=	123	%	EPA 525.2	-88	-88	50	150	

Appendix F
Laboratory QA/QC Analysis Results

Event ID	Site ID	QAQC Sample Type	Analysis Date	Classification	Constituent	Fraction	Sign	Result	Units	Method	MDL	RL	QA Limit		DQOComp
													Min	Max	
2012/13-3	Lab	method blank	3/15/2013	Pesticide	Chlorpyrifos	n/a	<	0.0069	µg/L	EPA 525.2	0.0069	0.01			
2012/13-3	Lab	LCS	3/15/2013	Pesticide	Chlorpyrifos	n/a	=	0.0501	µg/L	EPA 525.2	0.0069	0.01			
2012/13-3	Lab	LCS, rec	3/15/2013	Pesticide	Chlorpyrifos	n/a	=	100	%	EPA 525.2	-88	-88	50	150	
2012/13-3	ME-SCR	matrix spike dup	3/15/2013	Pesticide	Chlorpyrifos	n/a	=	0.0415	µg/L	EPA 525.2	0.0069	0.01			
2012/13-3	ME-SCR	matrix spike dup, rec	3/15/2013	Pesticide	Chlorpyrifos	n/a	=	83	%	EPA 525.2	-88	-88	50	150	
2012/13-3	ME-SCR	matrix spike, RPD	3/15/2013	Pesticide	Chlorpyrifos	n/a	=	10	%	EPA 525.2	-88	-88	0	25	
2012/13-3	ME-SCR	matrix spike	3/15/2013	Pesticide	Chlorpyrifos	n/a	=	0.0461	µg/L	EPA 525.2	0.0069	0.01			
2012/13-3	ME-SCR	matrix spike, rec	3/15/2013	Pesticide	Chlorpyrifos	n/a	=	92	%	EPA 525.2	-88	-88	50	150	
2012/13-3	MO-SIM	matrix spike dup	3/13/2013	Pesticide	Chlorpyrifos	n/a	=	0.0494	µg/L	EPA 525.2	0.0069	0.01			
2012/13-3	MO-SIM	matrix spike dup, rec	3/13/2013	Pesticide	Chlorpyrifos	n/a	=	99	%	EPA 525.2	-88	-88	50	150	
2012/13-3	MO-SIM	matrix spike, RPD	3/13/2013	Pesticide	Chlorpyrifos	n/a	=	10	%	EPA 525.2	-88	-88	0	25	
2012/13-3	MO-SIM	matrix spike	3/13/2013	Pesticide	Chlorpyrifos	n/a	=	0.0546	µg/L	EPA 525.2	0.0069	0.01			
2012/13-3	MO-SIM	matrix spike, rec	3/13/2013	Pesticide	Chlorpyrifos	n/a	=	109	%	EPA 525.2	-88	-88	50	150	
2012/13-3	Lab	method blank	3/13/2013	Pesticide	Coumaphos	n/a	<	0.0051	µg/L	EPA 525.2	0.0051	0.01			
2012/13-3	Lab	LCS	3/13/2013	Pesticide	Coumaphos	n/a	=	0.0483	µg/L	EPA 525.2	0.0051	0.01			
2012/13-3	Lab	LCS, rec	3/13/2013	Pesticide	Coumaphos	n/a	=	97	%	EPA 525.2	-88	-88	50	150	
2012/13-3	Lab	method blank	3/15/2013	Pesticide	Coumaphos	n/a	<	0.0051	µg/L	EPA 525.2	0.0051	0.01			
2012/13-3	Lab	LCS	3/15/2013	Pesticide	Coumaphos	n/a	=	0.0428	µg/L	EPA 525.2	0.0051	0.01			
2012/13-3	Lab	LCS, rec	3/15/2013	Pesticide	Coumaphos	n/a	=	86	%	EPA 525.2	-88	-88	50	150	
2012/13-3	ME-SCR	matrix spike dup	3/15/2013	Pesticide	Coumaphos	n/a	=	0.039	µg/L	EPA 525.2	0.0051	0.01			
2012/13-3	ME-SCR	matrix spike dup, rec	3/15/2013	Pesticide	Coumaphos	n/a	=	78	%	EPA 525.2	-88	-88	50	150	
2012/13-3	ME-SCR	matrix spike, RPD	3/15/2013	Pesticide	Coumaphos	n/a	=	8	%	EPA 525.2	-88	-88	0	25	
2012/13-3	ME-SCR	matrix spike	3/15/2013	Pesticide	Coumaphos	n/a	=	0.0424	µg/L	EPA 525.2	0.0051	0.01			
2012/13-3	ME-SCR	matrix spike, rec	3/15/2013	Pesticide	Coumaphos	n/a	=	85	%	EPA 525.2	-88	-88	50	150	
2012/13-3	MO-SIM	matrix spike dup	3/13/2013	Pesticide	Coumaphos	n/a	=	0.0417	µg/L	EPA 525.2	0.0051	0.01			
2012/13-3	MO-SIM	matrix spike dup, rec	3/13/2013	Pesticide	Coumaphos	n/a	=	83	%	EPA 525.2	-88	-88	50	150	
2012/13-3	MO-SIM	matrix spike, RPD	3/13/2013	Pesticide	Coumaphos	n/a	=	11	%	EPA 525.2	-88	-88	0	25	
2012/13-3	MO-SIM	matrix spike	3/13/2013	Pesticide	Coumaphos	n/a	=	0.0375	µg/L	EPA 525.2	0.0051	0.01			
2012/13-3	MO-SIM	matrix spike, rec	3/13/2013	Pesticide	Coumaphos	n/a	=	75	%	EPA 525.2	-88	-88	50	150	
2012/13-3	Lab	method blank	3/14/2013	Pesticide	Cyanazine	n/a	<	0.024	µg/L	EPA 525.2	0.024	0.1			
2012/13-3	Lab	LCS	3/14/2013	Pesticide	Cyanazine	n/a	=	4.89	µg/L	EPA 525.2	0.024	0.1			
2012/13-3	Lab	LCS, rec	3/14/2013	Pesticide	Cyanazine	n/a	=	98	%	EPA 525.2	-88	-88	69	131	
2012/13-3	MO-HUE	matrix spike	3/14/2013	Pesticide	Cyanazine	n/a	=	2.72	µg/L	EPA 525.2	0.024	0.1			
2012/13-3	MO-HUE	matrix spike, rec	3/14/2013	Pesticide	Cyanazine	n/a	=	54	%	EPA 525.2	-88	-88	26	145	
2012/13-3	MO-HUE	matrix spike dup	3/14/2013	Pesticide	Cyanazine	n/a	=	2.55	µg/L	EPA 525.2	0.024	0.1			
2012/13-3	MO-HUE	matrix spike dup, rec	3/14/2013	Pesticide	Cyanazine	n/a	=	51	%	EPA 525.2	-88	-88	26	145	
2012/13-3	MO-HUE	matrix spike, RPD	3/14/2013	Pesticide	Cyanazine	n/a	=	6	%	EPA 525.2	-88	-88	0	30	
2012/13-3	Lab	method blank	2/26/2013	Pesticide	Dalapon	n/a	<	0.1	µg/L	EPA 515.3	0.1	0.4			
2012/13-3	Lab	LCS	2/26/2013	Pesticide	Dalapon	n/a	=	6.58	µg/L	EPA 515.3	0.1	0.4			
2012/13-3	Lab	LCS, rec	2/26/2013	Pesticide	Dalapon	n/a	=	82	%	EPA 515.3	-88	-88	70	130	
2012/13-3	ME-CC	matrix spike	2/26/2013	Pesticide	Dalapon	n/a	=	6.72	µg/L	EPA 515.3	0.1	0.4			
2012/13-3	ME-CC	matrix spike, rec	2/26/2013	Pesticide	Dalapon	n/a	=	84	%	EPA 515.3	-88	-88	70	130	
2012/13-3	ME-CC	matrix spike dup	2/26/2013	Pesticide	Dalapon	n/a	=	7	µg/L	EPA 515.3	0.1	0.4			
2012/13-3	ME-CC	matrix spike dup, rec	2/26/2013	Pesticide	Dalapon	n/a	=	88	%	EPA 515.3	-88	-88	70	130	
2012/13-3	ME-CC	matrix spike, RPD	2/26/2013	Pesticide	Dalapon	n/a	=	4	%	EPA 515.3	-88	-88	0	30	
2012/13-3	ME-SCR	matrix spike	2/26/2013	Pesticide	Dalapon	n/a	=	9.12	µg/L	EPA 515.3	0.1	0.4			
2012/13-3	ME-SCR	matrix spike, rec	2/26/2013	Pesticide	Dalapon	n/a	=	114	%	EPA 515.3	-88	-88	70	130	

Appendix F
Laboratory QA/QC Analysis Results

Event ID	Site ID	QAQC Sample Type	Analysis Date	Classification	Constituent	Fraction	Sign	Result	Units	Method	MDL	RL	QA Limit		DQOComp
													Min	Max	
2012/13-3	ME-SCR	matrix spike dup	2/26/2013	Pesticide	Dalapon	n/a	=	10	µg/L	EPA 515.3	0.1	0.4			
2012/13-3	ME-SCR	matrix spike dup, rec	2/26/2013	Pesticide	Dalapon	n/a	=	125	%	EPA 515.3	-88	-88	70	130	
2012/13-3	ME-SCR	matrix spike, RPD	2/26/2013	Pesticide	Dalapon	n/a	=	10	%	EPA 515.3	-88	-88	0	30	
2012/13-3	Lab	method blank	2/26/2013	Pesticide	DCPA (Dacthal)	n/a	<	0.07	µg/L	EPA 515.3	0.07	0.1			
2012/13-3	Lab	LCS	2/26/2013	Pesticide	DCPA (Dacthal)	n/a	=	3.16	µg/L	EPA 515.3	0.07	0.1			
2012/13-3	Lab	LCS, rec	2/26/2013	Pesticide	DCPA (Dacthal)	n/a	=	79	%	EPA 515.3	-88	-88	70	130	
2012/13-3	ME-CC	matrix spike	2/26/2013	Pesticide	DCPA (Dacthal)	n/a	=	4.22	µg/L	EPA 515.3	0.07	0.1			
2012/13-3	ME-CC	matrix spike, rec	2/26/2013	Pesticide	DCPA (Dacthal)	n/a	=	76	%	EPA 515.3	-88	-88	70	130	
2012/13-3	ME-CC	matrix spike dup	2/26/2013	Pesticide	DCPA (Dacthal)	n/a	=	4.32	µg/L	EPA 515.3	0.07	0.1			
2012/13-3	ME-CC	matrix spike dup, rec	2/26/2013	Pesticide	DCPA (Dacthal)	n/a	=	79	%	EPA 515.3	-88	-88	70	130	
2012/13-3	ME-CC	matrix spike, RPD	2/26/2013	Pesticide	DCPA (Dacthal)	n/a	=	2	%	EPA 515.3	-88	-88	0	30	
2012/13-3	ME-SCR	matrix spike	2/26/2013	Pesticide	DCPA (Dacthal)	n/a	=	3.45	µg/L	EPA 515.3	0.07	0.1			
2012/13-3	ME-SCR	matrix spike, rec	2/26/2013	Pesticide	DCPA (Dacthal)	n/a	=	86	%	EPA 515.3	-88	-88	70	130	
2012/13-3	ME-SCR	matrix spike dup	2/26/2013	Pesticide	DCPA (Dacthal)	n/a	=	3.46	µg/L	EPA 515.3	0.07	0.1			
2012/13-3	ME-SCR	matrix spike dup, rec	2/26/2013	Pesticide	DCPA (Dacthal)	n/a	=	87	%	EPA 515.3	-88	-88	70	130	
2012/13-3	ME-SCR	matrix spike, RPD	2/26/2013	Pesticide	DCPA (Dacthal)	n/a	=	0.5	%	EPA 515.3	-88	-88	0	30	
2012/13-3	000NONPJ	matrix spike	3/13/2013	Pesticide	delta-BHC	n/a	=	0.103	µg/L	EPA 608	0.0025	0.005			QAX
2012/13-3	000NONPJ	matrix spike, rec	3/13/2013	Pesticide	delta-BHC	n/a	=	103	%	EPA 608	-88	-88	19	140	QAX
2012/13-3	000NONPJ	matrix spike dup	3/13/2013	Pesticide	delta-BHC	n/a	=	0.105	µg/L	EPA 608	0.0025	0.005			QAX
2012/13-3	000NONPJ	matrix spike dup, rec	3/13/2013	Pesticide	delta-BHC	n/a	=	105	%	EPA 608	-88	-88	19	140	QAX
2012/13-3	000NONPJ	matrix spike, RPD	3/13/2013	Pesticide	delta-BHC	n/a	=	2	%	EPA 608	-88	-88	0	30	QAX
2012/13-3	Lab	method blank	3/13/2013	Pesticide	delta-BHC	n/a	<	0.0025	µg/L	EPA 608	0.0025	0.005			
2012/13-3	Lab	LCS	3/13/2013	Pesticide	delta-BHC	n/a	=	0.0827	µg/L	EPA 608	0.0025	0.005			
2012/13-3	Lab	LCS, rec	3/13/2013	Pesticide	delta-BHC	n/a	=	83	%	EPA 608	-88	-88	19	140	
2012/13-3	Lab	method blank	3/13/2013	Pesticide	Demeton-O	n/a	<	0.01	µg/L	EPA 525.2	0.01	0.01			
2012/13-3	Lab	LCS	3/13/2013	Pesticide	Demeton-O	n/a	=	0.0466	µg/L	EPA 525.2	0.01	0.01			
2012/13-3	Lab	LCS, rec	3/13/2013	Pesticide	Demeton-O	n/a	=	93	%	EPA 525.2	-88	-88	50	150	
2012/13-3	Lab	method blank	3/15/2013	Pesticide	Demeton-O	n/a	<	0.01	µg/L	EPA 525.2	0.01	0.01			
2012/13-3	Lab	LCS	3/15/2013	Pesticide	Demeton-O	n/a	=	0.0471	µg/L	EPA 525.2	0.01	0.01			
2012/13-3	Lab	LCS, rec	3/15/2013	Pesticide	Demeton-O	n/a	=	94	%	EPA 525.2	-88	-88	50	150	
2012/13-3	ME-SCR	matrix spike dup	3/15/2013	Pesticide	Demeton-O	n/a	=	0.0394	µg/L	EPA 525.2	0.01	0.01			
2012/13-3	ME-SCR	matrix spike dup, rec	3/15/2013	Pesticide	Demeton-O	n/a	=	79	%	EPA 525.2	-88	-88	50	150	
2012/13-3	ME-SCR	matrix spike, RPD	3/15/2013	Pesticide	Demeton-O	n/a	=	19	%	EPA 525.2	-88	-88	0	25	
2012/13-3	ME-SCR	matrix spike	3/15/2013	Pesticide	Demeton-O	n/a	=	0.0478	µg/L	EPA 525.2	0.01	0.01			
2012/13-3	ME-SCR	matrix spike, rec	3/15/2013	Pesticide	Demeton-O	n/a	=	96	%	EPA 525.2	-88	-88	50	150	
2012/13-3	MO-SIM	matrix spike dup	3/13/2013	Pesticide	Demeton-O	n/a	=	0.0467	µg/L	EPA 525.2	0.01	0.01			
2012/13-3	MO-SIM	matrix spike dup, rec	3/13/2013	Pesticide	Demeton-O	n/a	=	93	%	EPA 525.2	-88	-88	50	150	
2012/13-3	MO-SIM	matrix spike, RPD	3/13/2013	Pesticide	Demeton-O	n/a	=	9	%	EPA 525.2	-88	-88	0	25	
2012/13-3	MO-SIM	matrix spike	3/13/2013	Pesticide	Demeton-O	n/a	=	0.0514	µg/L	EPA 525.2	0.01	0.01			
2012/13-3	MO-SIM	matrix spike, rec	3/13/2013	Pesticide	Demeton-O	n/a	=	103	%	EPA 525.2	-88	-88	50	150	
2012/13-3	Lab	method blank	3/13/2013	Pesticide	Demeton-S	n/a	<	0.01	µg/L	EPA 525.2	0.01	0.01			
2012/13-3	Lab	LCS	3/13/2013	Pesticide	Demeton-S	n/a	=	0.0466	µg/L	EPA 525.2	0.01	0.01			
2012/13-3	Lab	LCS, rec	3/13/2013	Pesticide	Demeton-S	n/a	=	93	%	EPA 525.2	-88	-88	50	150	
2012/13-3	Lab	method blank	3/15/2013	Pesticide	Demeton-S	n/a	<	0.01	µg/L	EPA 525.2	0.01	0.01			
2012/13-3	Lab	LCS	3/15/2013	Pesticide	Demeton-S	n/a	=	0.0471	µg/L	EPA 525.2	0.01	0.01			
2012/13-3	Lab	LCS, rec	3/15/2013	Pesticide	Demeton-S	n/a	=	94	%	EPA 525.2	-88	-88	50	150	
2012/13-3	ME-SCR	matrix spike dup	3/15/2013	Pesticide	Demeton-S	n/a	=	0.0394	µg/L	EPA 525.2	0.01	0.01			

Appendix F
Laboratory QA/QC Analysis Results

Event ID	Site ID	QAQC Sample Type	Analysis Date	Classification	Constituent	Fraction	Sign	Result	Units	Method	MDL	RL	QA Limit		DQOComp
													Min	Max	
2012/13-3	ME-SCR	matrix spike dup, rec	3/15/2013	Pesticide	Demeton-S	n/a	=	79	%	EPA 525.2	-88	-88	50	150	
2012/13-3	ME-SCR	matrix spike, RPD	3/15/2013	Pesticide	Demeton-S	n/a	=	19	%	EPA 525.2	-88	-88	0	25	
2012/13-3	ME-SCR	matrix spike	3/15/2013	Pesticide	Demeton-S	n/a	=	0.0478	µg/L	EPA 525.2	0.01	0.01			
2012/13-3	ME-SCR	matrix spike, rec	3/15/2013	Pesticide	Demeton-S	n/a	=	96	%	EPA 525.2	-88	-88	50	150	
2012/13-3	MO-SIM	matrix spike dup	3/13/2013	Pesticide	Demeton-S	n/a	=	0.0467	µg/L	EPA 525.2	0.01	0.01			
2012/13-3	MO-SIM	matrix spike dup, rec	3/13/2013	Pesticide	Demeton-S	n/a	=	93	%	EPA 525.2	-88	-88	50	150	
2012/13-3	MO-SIM	matrix spike, RPD	3/13/2013	Pesticide	Demeton-S	n/a	=	9	%	EPA 525.2	-88	-88	0	25	
2012/13-3	MO-SIM	matrix spike	3/13/2013	Pesticide	Demeton-S	n/a	=	0.0514	µg/L	EPA 525.2	0.01	0.01			
2012/13-3	MO-SIM	matrix spike, rec	3/13/2013	Pesticide	Demeton-S	n/a	=	103	%	EPA 525.2	-88	-88	50	150	
2012/13-3	Lab	method blank	3/13/2013	Pesticide	Diazinon	n/a	<	0.0052	µg/L	EPA 525.2	0.0052	0.01			
2012/13-3	Lab	LCS	3/13/2013	Pesticide	Diazinon	n/a	=	0.0423	µg/L	EPA 525.2	0.0052	0.01			
2012/13-3	Lab	LCS, rec	3/13/2013	Pesticide	Diazinon	n/a	=	85	%	EPA 525.2	-88	-88	50	150	
2012/13-3	Lab	method blank	3/15/2013	Pesticide	Diazinon	n/a	<	0.0052	µg/L	EPA 525.2	0.0052	0.01			
2012/13-3	Lab	LCS	3/15/2013	Pesticide	Diazinon	n/a	=	0.0381	µg/L	EPA 525.2	0.0052	0.01			
2012/13-3	Lab	LCS, rec	3/15/2013	Pesticide	Diazinon	n/a	=	76	%	EPA 525.2	-88	-88	50	150	
2012/13-3	ME-SCR	matrix spike dup	3/15/2013	Pesticide	Diazinon	n/a	=	0.0317	µg/L	EPA 525.2	0.0052	0.01			
2012/13-3	ME-SCR	matrix spike dup, rec	3/15/2013	Pesticide	Diazinon	n/a	=	63	%	EPA 525.2	-88	-88	50	150	
2012/13-3	ME-SCR	matrix spike, RPD	3/15/2013	Pesticide	Diazinon	n/a	=	17	%	EPA 525.2	-88	-88	0	25	
2012/13-3	ME-SCR	matrix spike	3/15/2013	Pesticide	Diazinon	n/a	=	0.0376	µg/L	EPA 525.2	0.0052	0.01			
2012/13-3	ME-SCR	matrix spike, rec	3/15/2013	Pesticide	Diazinon	n/a	=	75	%	EPA 525.2	-88	-88	50	150	
2012/13-3	MO-SIM	matrix spike dup	3/13/2013	Pesticide	Diazinon	n/a	=	0.0468	µg/L	EPA 525.2	0.0052	0.01			
2012/13-3	MO-SIM	matrix spike dup, rec	3/13/2013	Pesticide	Diazinon	n/a	=	94	%	EPA 525.2	-88	-88	50	150	
2012/13-3	MO-SIM	matrix spike, RPD	3/13/2013	Pesticide	Diazinon	n/a	=	2	%	EPA 525.2	-88	-88	0	25	
2012/13-3	MO-SIM	matrix spike	3/13/2013	Pesticide	Diazinon	n/a	=	0.0479	µg/L	EPA 525.2	0.0052	0.01			
2012/13-3	MO-SIM	matrix spike, rec	3/13/2013	Pesticide	Diazinon	n/a	=	96	%	EPA 525.2	-88	-88	50	150	
2012/13-3	Lab	method blank	2/26/2013	Pesticide	Dicamba	n/a	<	0.12	µg/L	EPA 515.3	0.12	0.6			
2012/13-3	Lab	LCS	2/26/2013	Pesticide	Dicamba	n/a	=	8.46	µg/L	EPA 515.3	0.12	0.6			
2012/13-3	Lab	LCS, rec	2/26/2013	Pesticide	Dicamba	n/a	=	106	%	EPA 515.3	-88	-88	70	130	
2012/13-3	ME-CC	matrix spike	2/26/2013	Pesticide	Dicamba	n/a	=	8.68	µg/L	EPA 515.3	0.12	0.6			
2012/13-3	ME-CC	matrix spike, rec	2/26/2013	Pesticide	Dicamba	n/a	=	108	%	EPA 515.3	-88	-88	70	130	
2012/13-3	ME-CC	matrix spike dup	2/26/2013	Pesticide	Dicamba	n/a	=	8.81	µg/L	EPA 515.3	0.12	0.6			
2012/13-3	ME-CC	matrix spike dup, rec	2/26/2013	Pesticide	Dicamba	n/a	=	110	%	EPA 515.3	-88	-88	70	130	
2012/13-3	ME-CC	matrix spike, RPD	2/26/2013	Pesticide	Dicamba	n/a	=	2	%	EPA 515.3	-88	-88	0	30	
2012/13-3	ME-SCR	matrix spike	2/26/2013	Pesticide	Dicamba	n/a	=	8.91	µg/L	EPA 515.3	0.12	0.6			
2012/13-3	ME-SCR	matrix spike, rec	2/26/2013	Pesticide	Dicamba	n/a	=	111	%	EPA 515.3	-88	-88	70	130	
2012/13-3	ME-SCR	matrix spike dup	2/26/2013	Pesticide	Dicamba	n/a	=	8.87	µg/L	EPA 515.3	0.12	0.6			
2012/13-3	ME-SCR	matrix spike dup, rec	2/26/2013	Pesticide	Dicamba	n/a	=	111	%	EPA 515.3	-88	-88	70	130	
2012/13-3	ME-SCR	matrix spike, RPD	2/26/2013	Pesticide	Dicamba	n/a	=	0.4	%	EPA 515.3	-88	-88	0	30	
2012/13-3	Lab	method blank	2/26/2013	Pesticide	Dichlorprop	n/a	<	0.08	µg/L	EPA 515.3	0.08	0.3			
2012/13-3	Lab	LCS	2/26/2013	Pesticide	Dichlorprop	n/a	=	7.91	µg/L	EPA 515.3	0.08	0.3			
2012/13-3	Lab	LCS, rec	2/26/2013	Pesticide	Dichlorprop	n/a	=	99	%	EPA 515.3	-88	-88	70	130	
2012/13-3	ME-CC	matrix spike	2/26/2013	Pesticide	Dichlorprop	n/a	=	7.36	µg/L	EPA 515.3	0.08	0.3			
2012/13-3	ME-CC	matrix spike, rec	2/26/2013	Pesticide	Dichlorprop	n/a	=	92	%	EPA 515.3	-88	-88	70	130	
2012/13-3	ME-CC	matrix spike dup	2/26/2013	Pesticide	Dichlorprop	n/a	=	7.58	µg/L	EPA 515.3	0.08	0.3			
2012/13-3	ME-CC	matrix spike dup, rec	2/26/2013	Pesticide	Dichlorprop	n/a	=	95	%	EPA 515.3	-88	-88	70	130	
2012/13-3	ME-CC	matrix spike, RPD	2/26/2013	Pesticide	Dichlorprop	n/a	=	3	%	EPA 515.3	-88	-88	0	30	
2012/13-3	ME-SCR	matrix spike	2/26/2013	Pesticide	Dichlorprop	n/a	=	7.98	µg/L	EPA 515.3	0.08	0.3			

Appendix F
Laboratory QA/QC Analysis Results

Event ID	Site ID	QAQC Sample Type	Analysis Date	Classification	Constituent	Fraction	Sign	Result	Units	Method	MDL	RL	QA Limit		DQOComp
													Min	Max	
2012/13-3	ME-SCR	matrix spike, rec	2/26/2013	Pesticide	Dichlorprop	n/a	=	100	%	EPA 515.3	-88	-88	70	130	
2012/13-3	ME-SCR	matrix spike dup	2/26/2013	Pesticide	Dichlorprop	n/a	=	8.09	µg/L	EPA 515.3	0.08	0.3			
2012/13-3	ME-SCR	matrix spike dup, rec	2/26/2013	Pesticide	Dichlorprop	n/a	=	101	%	EPA 515.3	-88	-88	70	130	
2012/13-3	ME-SCR	matrix spike, RPD	2/26/2013	Pesticide	Dichlorprop	n/a	=	1	%	EPA 515.3	-88	-88	0	30	
2012/13-3	Lab	method blank	3/13/2013	Pesticide	Dichlorvos	n/a	<	0.0029	µg/L	EPA 525.2	0.0029	0.01			
2012/13-3	Lab	LCS	3/13/2013	Pesticide	Dichlorvos	n/a	=	0.0461	µg/L	EPA 525.2	0.0029	0.01			
2012/13-3	Lab	LCS, rec	3/13/2013	Pesticide	Dichlorvos	n/a	=	92	%	EPA 525.2	-88	-88	50	150	
2012/13-3	Lab	method blank	3/15/2013	Pesticide	Dichlorvos	n/a	<	0.0029	µg/L	EPA 525.2	0.0029	0.01			
2012/13-3	Lab	LCS	3/15/2013	Pesticide	Dichlorvos	n/a	=	0.0562	µg/L	EPA 525.2	0.0029	0.01			
2012/13-3	Lab	LCS, rec	3/15/2013	Pesticide	Dichlorvos	n/a	=	112	%	EPA 525.2	-88	-88	50	150	
2012/13-3	ME-SCR	matrix spike dup	3/15/2013	Pesticide	Dichlorvos	n/a	=	0.0468	µg/L	EPA 525.2	0.0029	0.01			
2012/13-3	ME-SCR	matrix spike dup, rec	3/15/2013	Pesticide	Dichlorvos	n/a	=	94	%	EPA 525.2	-88	-88	50	150	
2012/13-3	ME-SCR	matrix spike, RPD	3/15/2013	Pesticide	Dichlorvos	n/a	=	7	%	EPA 525.2	-88	-88	0	25	
2012/13-3	ME-SCR	matrix spike	3/15/2013	Pesticide	Dichlorvos	n/a	=	0.0502	µg/L	EPA 525.2	0.0029	0.01			
2012/13-3	ME-SCR	matrix spike, rec	3/15/2013	Pesticide	Dichlorvos	n/a	=	100	%	EPA 525.2	-88	-88	50	150	
2012/13-3	MO-SIM	matrix spike dup	3/13/2013	Pesticide	Dichlorvos	n/a	=	0.047	µg/L	EPA 525.2	0.0029	0.01			
2012/13-3	MO-SIM	matrix spike dup, rec	3/13/2013	Pesticide	Dichlorvos	n/a	=	94	%	EPA 525.2	-88	-88	50	150	
2012/13-3	MO-SIM	matrix spike, RPD	3/13/2013	Pesticide	Dichlorvos	n/a	=	0.4	%	EPA 525.2	-88	-88	0	25	
2012/13-3	MO-SIM	matrix spike	3/13/2013	Pesticide	Dichlorvos	n/a	=	0.0468	µg/L	EPA 525.2	0.0029	0.01			
2012/13-3	MO-SIM	matrix spike, rec	3/13/2013	Pesticide	Dichlorvos	n/a	=	94	%	EPA 525.2	-88	-88	50	150	
2012/13-3	000NONPJ	matrix spike	3/13/2013	Pesticide	Dieldrin	n/a	=	0.106	µg/L	EPA 608	0.0021	0.01			QAX
2012/13-3	000NONPJ	matrix spike, rec	3/13/2013	Pesticide	Dieldrin	n/a	=	106	%	EPA 608	-88	-88	36	146	QAX
2012/13-3	000NONPJ	matrix spike dup	3/13/2013	Pesticide	Dieldrin	n/a	=	0.103	µg/L	EPA 608	0.0021	0.01			QAX
2012/13-3	000NONPJ	matrix spike dup, rec	3/13/2013	Pesticide	Dieldrin	n/a	=	103	%	EPA 608	-88	-88	36	146	QAX
2012/13-3	000NONPJ	matrix spike, RPD	3/13/2013	Pesticide	Dieldrin	n/a	=	3	%	EPA 608	-88	-88	0	30	QAX
2012/13-3	Lab	method blank	3/13/2013	Pesticide	Dieldrin	n/a	<	0.0021	µg/L	EPA 608	0.0021	0.01			
2012/13-3	Lab	LCS	3/13/2013	Pesticide	Dieldrin	n/a	=	0.0918	µg/L	EPA 608	0.0021	0.01			
2012/13-3	Lab	LCS, rec	3/13/2013	Pesticide	Dieldrin	n/a	=	92	%	EPA 608	-88	-88	36	146	
2012/13-3	Lab	method blank	3/13/2013	Pesticide	Dimethoate	n/a	<	0.0062	µg/L	EPA 525.2	0.0062	0.01			
2012/13-3	Lab	LCS	3/13/2013	Pesticide	Dimethoate	n/a	=	0.0661	µg/L	EPA 525.2	0.0062	0.01			
2012/13-3	Lab	LCS, rec	3/13/2013	Pesticide	Dimethoate	n/a	=	132	%	EPA 525.2	-88	-88	50	150	
2012/13-3	Lab	method blank	3/15/2013	Pesticide	Dimethoate	n/a	<	0.0062	µg/L	EPA 525.2	0.0062	0.01			
2012/13-3	Lab	LCS	3/15/2013	Pesticide	Dimethoate	n/a	=	0.0637	µg/L	EPA 525.2	0.0062	0.01			
2012/13-3	Lab	LCS, rec	3/15/2013	Pesticide	Dimethoate	n/a	=	127	%	EPA 525.2	-88	-88	50	150	
2012/13-3	ME-SCR	matrix spike dup	3/15/2013	Pesticide	Dimethoate	n/a	=	0.043	µg/L	EPA 525.2	0.0062	0.01			
2012/13-3	ME-SCR	matrix spike dup, rec	3/15/2013	Pesticide	Dimethoate	n/a	=	86	%	EPA 525.2	-88	-88	50	150	
2012/13-3	ME-SCR	matrix spike, RPD	3/15/2013	Pesticide	Dimethoate	n/a	=	17	%	EPA 525.2	-88	-88	0	25	
2012/13-3	ME-SCR	matrix spike	3/15/2013	Pesticide	Dimethoate	n/a	=	0.0511	µg/L	EPA 525.2	0.0062	0.01			
2012/13-3	ME-SCR	matrix spike, rec	3/15/2013	Pesticide	Dimethoate	n/a	=	102	%	EPA 525.2	-88	-88	50	150	
2012/13-3	MO-SIM	matrix spike dup	3/13/2013	Pesticide	Dimethoate	n/a	=	0.0595	µg/L	EPA 525.2	0.0062	0.01			
2012/13-3	MO-SIM	matrix spike dup, rec	3/13/2013	Pesticide	Dimethoate	n/a	=	119	%	EPA 525.2	-88	-88	50	150	
2012/13-3	MO-SIM	matrix spike, RPD	3/13/2013	Pesticide	Dimethoate	n/a	=	10	%	EPA 525.2	-88	-88	0	25	
2012/13-3	MO-SIM	matrix spike	3/13/2013	Pesticide	Dimethoate	n/a	=	0.054	µg/L	EPA 525.2	0.0062	0.01			
2012/13-3	MO-SIM	matrix spike, rec	3/13/2013	Pesticide	Dimethoate	n/a	=	108	%	EPA 525.2	-88	-88	50	150	
2012/13-3	Lab	method blank	2/26/2013	Pesticide	Dinoseb	n/a	<	0.14	µg/L	EPA 515.3	0.14	0.4			
2012/13-3	Lab	LCS	2/26/2013	Pesticide	Dinoseb	n/a	=	4.41	µg/L	EPA 515.3	0.14	0.4			
2012/13-3	Lab	LCS, rec	2/26/2013	Pesticide	Dinoseb	n/a	=	110	%	EPA 515.3	-88	-88	70	130	

Appendix F
Laboratory QA/QC Analysis Results

Event ID	Site ID	QAQC Sample Type	Analysis Date	Classification	Constituent	Fraction	Sign	Result	Units	Method	MDL	RL	QA Limit		DQOComp
													Min	Max	
2012/13-3	ME-CC	matrix spike	2/26/2013	Pesticide	Dinoseb	n/a	=	4.47	µg/L	EPA 515.3	0.14	0.4			
2012/13-3	ME-CC	matrix spike, rec	2/26/2013	Pesticide	Dinoseb	n/a	=	112	%	EPA 515.3	-88	-88	70	130	
2012/13-3	ME-CC	matrix spike dup	2/26/2013	Pesticide	Dinoseb	n/a	=	4.75	µg/L	EPA 515.3	0.14	0.4			
2012/13-3	ME-CC	matrix spike dup, rec	2/26/2013	Pesticide	Dinoseb	n/a	=	119	%	EPA 515.3	-88	-88	70	130	
2012/13-3	ME-CC	matrix spike, RPD	2/26/2013	Pesticide	Dinoseb	n/a	=	6	%	EPA 515.3	-88	-88	0	30	
2012/13-3	ME-SCR	matrix spike	2/26/2013	Pesticide	Dinoseb	n/a	=	4.63	µg/L	EPA 515.3	0.14	0.4			
2012/13-3	ME-SCR	matrix spike, rec	2/26/2013	Pesticide	Dinoseb	n/a	=	116	%	EPA 515.3	-88	-88	70	130	
2012/13-3	ME-SCR	matrix spike dup	2/26/2013	Pesticide	Dinoseb	n/a	=	4.61	µg/L	EPA 515.3	0.14	0.4			
2012/13-3	ME-SCR	matrix spike dup, rec	2/26/2013	Pesticide	Dinoseb	n/a	=	115	%	EPA 515.3	-88	-88	70	130	
2012/13-3	ME-SCR	matrix spike, RPD	2/26/2013	Pesticide	Dinoseb	n/a	=	0.5	%	EPA 515.3	-88	-88	0	30	
2012/13-3	Lab	method blank	3/14/2013	Pesticide	Diphenamid	n/a	<	0.024	µg/L	EPA 525.2	0.024	0.1			
2012/13-3	Lab	LCS	3/14/2013	Pesticide	Diphenamid	n/a	=	5.14	µg/L	EPA 525.2	0.024	0.1			
2012/13-3	Lab	LCS, rec	3/14/2013	Pesticide	Diphenamid	n/a	=	103	%	EPA 525.2	-88	-88	82	144	
2012/13-3	MO-HUE	matrix spike	3/14/2013	Pesticide	Diphenamid	n/a	=	5.6	µg/L	EPA 525.2	0.024	0.1			
2012/13-3	MO-HUE	matrix spike, rec	3/14/2013	Pesticide	Diphenamid	n/a	=	112	%	EPA 525.2	-88	-88	86	130	
2012/13-3	MO-HUE	matrix spike dup	3/14/2013	Pesticide	Diphenamid	n/a	=	4.93	µg/L	EPA 525.2	0.024	0.1			
2012/13-3	MO-HUE	matrix spike dup, rec	3/14/2013	Pesticide	Diphenamid	n/a	=	99	%	EPA 525.2	-88	-88	86	130	
2012/13-3	MO-HUE	matrix spike, RPD	3/14/2013	Pesticide	Diphenamid	n/a	=	13	%	EPA 525.2	-88	-88	0	30	
2012/13-3	Lab	method blank	3/13/2013	Pesticide	Disulfoton	n/a	<	0.01	µg/L	EPA 525.2	0.01	0.01			
2012/13-3	Lab	LCS	3/13/2013	Pesticide	Disulfoton	n/a	=	0.048	µg/L	EPA 525.2	0.01	0.01			
2012/13-3	Lab	LCS, rec	3/13/2013	Pesticide	Disulfoton	n/a	=	96	%	EPA 525.2	-88	-88	50	150	
2012/13-3	Lab	method blank	3/15/2013	Pesticide	Disulfoton	n/a	<	0.01	µg/L	EPA 525.2	0.01	0.01			
2012/13-3	Lab	LCS	3/15/2013	Pesticide	Disulfoton	n/a	=	0.0549	µg/L	EPA 525.2	0.01	0.01			
2012/13-3	Lab	LCS, rec	3/15/2013	Pesticide	Disulfoton	n/a	=	110	%	EPA 525.2	-88	-88	50	150	
2012/13-3	ME-SCR	matrix spike dup	3/15/2013	Pesticide	Disulfoton	n/a	=	0.0509	µg/L	EPA 525.2	0.01	0.01			
2012/13-3	ME-SCR	matrix spike dup, rec	3/15/2013	Pesticide	Disulfoton	n/a	=	102	%	EPA 525.2	-88	-88	50	150	
2012/13-3	ME-SCR	matrix spike, RPD	3/15/2013	Pesticide	Disulfoton	n/a	=	15	%	EPA 525.2	-88	-88	0	25	
2012/13-3	ME-SCR	matrix spike	3/15/2013	Pesticide	Disulfoton	n/a	=	0.0593	µg/L	EPA 525.2	0.01	0.01			
2012/13-3	ME-SCR	matrix spike, rec	3/15/2013	Pesticide	Disulfoton	n/a	=	119	%	EPA 525.2	-88	-88	50	150	
2012/13-3	MO-SIM	matrix spike dup	3/13/2013	Pesticide	Disulfoton	n/a	=	0.0496	µg/L	EPA 525.2	0.01	0.01			
2012/13-3	MO-SIM	matrix spike dup, rec	3/13/2013	Pesticide	Disulfoton	n/a	=	99	%	EPA 525.2	-88	-88	50	150	
2012/13-3	MO-SIM	matrix spike, RPD	3/13/2013	Pesticide	Disulfoton	n/a	=	18	%	EPA 525.2	-88	-88	0	25	
2012/13-3	MO-SIM	matrix spike	3/13/2013	Pesticide	Disulfoton	n/a	=	0.0593	µg/L	EPA 525.2	0.01	0.01			
2012/13-3	MO-SIM	matrix spike, rec	3/13/2013	Pesticide	Disulfoton	n/a	=	119	%	EPA 525.2	-88	-88	50	150	
2012/13-3	000NONPJ	matrix spike	3/13/2013	Pesticide	Endosulfan I	n/a	=	0.0849	µg/L	EPA 608	0.0017	0.02			QAX
2012/13-3	000NONPJ	matrix spike, rec	3/13/2013	Pesticide	Endosulfan I	n/a	=	85	%	EPA 608	-88	-88	45	153	QAX
2012/13-3	000NONPJ	matrix spike dup	3/13/2013	Pesticide	Endosulfan I	n/a	=	0.0834	µg/L	EPA 608	0.0017	0.02			QAX
2012/13-3	000NONPJ	matrix spike dup, rec	3/13/2013	Pesticide	Endosulfan I	n/a	=	83	%	EPA 608	-88	-88	45	153	QAX
2012/13-3	000NONPJ	matrix spike, RPD	3/13/2013	Pesticide	Endosulfan I	n/a	=	2	%	EPA 608	-88	-88	0	30	QAX
2012/13-3	Lab	method blank	3/13/2013	Pesticide	Endosulfan I	n/a	<	0.0017	µg/L	EPA 608	0.0017	0.02			
2012/13-3	Lab	LCS	3/13/2013	Pesticide	Endosulfan I	n/a	=	0.0746	µg/L	EPA 608	0.0017	0.02			
2012/13-3	Lab	LCS, rec	3/13/2013	Pesticide	Endosulfan I	n/a	=	75	%	EPA 608	-88	-88	45	153	
2012/13-3	000NONPJ	matrix spike	3/13/2013	Pesticide	Endosulfan II	n/a	=	0.0911	µg/L	EPA 608	0.0019	0.01			QAX
2012/13-3	000NONPJ	matrix spike, rec	3/13/2013	Pesticide	Endosulfan II	n/a	=	91	%	EPA 608	-88	-88	2	202	QAX
2012/13-3	000NONPJ	matrix spike dup	3/13/2013	Pesticide	Endosulfan II	n/a	=	0.0882	µg/L	EPA 608	0.0019	0.01			QAX
2012/13-3	000NONPJ	matrix spike dup, rec	3/13/2013	Pesticide	Endosulfan II	n/a	=	88	%	EPA 608	-88	-88	2	202	QAX
2012/13-3	000NONPJ	matrix spike, RPD	3/13/2013	Pesticide	Endosulfan II	n/a	=	3	%	EPA 608	-88	-88	0	30	QAX

Appendix F
Laboratory QA/QC Analysis Results

Event ID	Site ID	QAQC Sample Type	Analysis Date	Classification	Constituent	Fraction	Sign	Result	Units	Method	MDL	RL	QA Limit		DQOComp
													Min	Max	
2012/13-3	Lab	method blank	3/13/2013	Pesticide	Endosulfan II	n/a	<	0.0019	µg/L	EPA 608	0.0019	0.01			
2012/13-3	Lab	LCS	3/13/2013	Pesticide	Endosulfan II	n/a	=	0.0416	µg/L	EPA 608	0.0019	0.01			
2012/13-3	Lab	LCS, rec	3/13/2013	Pesticide	Endosulfan II	n/a	=	42	%	EPA 608	-88	-88	2	202	
2012/13-3	000NONPJ	matrix spike	3/13/2013	Pesticide	Endosulfan sulfate	n/a	=	0.122	µg/L	EPA 608	0.008	0.05			QAX
2012/13-3	000NONPJ	matrix spike, rec	3/13/2013	Pesticide	Endosulfan sulfate	n/a	=	122	%	EPA 608	-88	-88	26	144	QAX
2012/13-3	000NONPJ	matrix spike dup	3/13/2013	Pesticide	Endosulfan sulfate	n/a	=	0.117	µg/L	EPA 608	0.008	0.05			QAX
2012/13-3	000NONPJ	matrix spike dup, rec	3/13/2013	Pesticide	Endosulfan sulfate	n/a	=	117	%	EPA 608	-88	-88	26	144	QAX
2012/13-3	000NONPJ	matrix spike, RPD	3/13/2013	Pesticide	Endosulfan sulfate	n/a	=	3	%	EPA 608	-88	-88	0	30	QAX
2012/13-3	Lab	method blank	3/13/2013	Pesticide	Endosulfan sulfate	n/a	<	0.008	µg/L	EPA 608	0.008	0.05			
2012/13-3	Lab	LCS	3/13/2013	Pesticide	Endosulfan sulfate	n/a	=	0.0596	µg/L	EPA 608	0.008	0.05			
2012/13-3	Lab	LCS, rec	3/13/2013	Pesticide	Endosulfan sulfate	n/a	=	60	%	EPA 608	-88	-88	26	144	
2012/13-3	000NONPJ	matrix spike	3/13/2013	Pesticide	Endrin	n/a	=	0.143	µg/L	EPA 608	0.0028	0.01			QAX
2012/13-3	000NONPJ	matrix spike, rec	3/13/2013	Pesticide	Endrin	n/a	=	143	%	EPA 608	-88	-88	30	147	QAX
2012/13-3	000NONPJ	matrix spike dup	3/13/2013	Pesticide	Endrin	n/a	=	0.145	µg/L	EPA 608	0.0028	0.01			QAX
2012/13-3	000NONPJ	matrix spike dup, rec	3/13/2013	Pesticide	Endrin	n/a	=	145	%	EPA 608	-88	-88	30	147	QAX
2012/13-3	000NONPJ	matrix spike, RPD	3/13/2013	Pesticide	Endrin	n/a	=	1	%	EPA 608	-88	-88	0	30	QAX
2012/13-3	Lab	method blank	3/13/2013	Pesticide	Endrin	n/a	<	0.0028	µg/L	EPA 608	0.0028	0.01			
2012/13-3	Lab	LCS	3/13/2013	Pesticide	Endrin	n/a	=	0.106	µg/L	EPA 608	0.0028	0.01			
2012/13-3	Lab	LCS, rec	3/13/2013	Pesticide	Endrin	n/a	=	106	%	EPA 608	-88	-88	30	147	
2012/13-3	000NONPJ	matrix spike	3/13/2013	Pesticide	Endrin aldehyde	n/a	=	0.0965	µg/L	EPA 608	0.003	0.01			QAX
2012/13-3	000NONPJ	matrix spike, rec	3/13/2013	Pesticide	Endrin aldehyde	n/a	=	97	%	EPA 608	-88	-88	30	180	QAX
2012/13-3	000NONPJ	matrix spike dup	3/13/2013	Pesticide	Endrin aldehyde	n/a	=	0.089	µg/L	EPA 608	0.003	0.01			QAX
2012/13-3	000NONPJ	matrix spike dup, rec	3/13/2013	Pesticide	Endrin aldehyde	n/a	=	89	%	EPA 608	-88	-88	30	180	QAX
2012/13-3	000NONPJ	matrix spike, RPD	3/13/2013	Pesticide	Endrin aldehyde	n/a	=	8	%	EPA 608	-88	-88	0	30	QAX
2012/13-3	Lab	method blank	3/13/2013	Pesticide	Endrin aldehyde	n/a	<	0.003	µg/L	EPA 608	0.003	0.01			
2012/13-3	Lab	LCS	3/13/2013	Pesticide	Endrin aldehyde	n/a	=	0.0472	µg/L	EPA 608	0.003	0.01			
2012/13-3	Lab	LCS, rec	3/13/2013	Pesticide	Endrin aldehyde	n/a	=	47	%	EPA 608	-88	-88	41	203	
2012/13-3	Lab	method blank	3/14/2013	Pesticide	EPTC	n/a	<	0.017	µg/L	EPA 525.2	0.017	1			
2012/13-3	Lab	LCS	3/14/2013	Pesticide	EPTC	n/a	=	5.23	µg/L	EPA 525.2	0.017	1			
2012/13-3	Lab	LCS, rec	3/14/2013	Pesticide	EPTC	n/a	=	105	%	EPA 525.2	-88	-88	75	110	
2012/13-3	MO-HUE	matrix spike	3/14/2013	Pesticide	EPTC	n/a	=	5.45	µg/L	EPA 525.2	0.017	1			
2012/13-3	MO-HUE	matrix spike, rec	3/14/2013	Pesticide	EPTC	n/a	=	109	%	EPA 525.2	-88	-88	67	119	
2012/13-3	MO-HUE	matrix spike dup	3/14/2013	Pesticide	EPTC	n/a	=	6.12	µg/L	EPA 525.2	0.017	1			GB
2012/13-3	MO-HUE	matrix spike dup, rec	3/14/2013	Pesticide	EPTC	n/a	=	122	%	EPA 525.2	-88	-88	67	119	GB
2012/13-3	MO-HUE	matrix spike, RPD	3/14/2013	Pesticide	EPTC	n/a	=	12	%	EPA 525.2	-88	-88	0	30	
2012/13-3	Lab	method blank	3/13/2013	Pesticide	Ethoprop	n/a	<	0.0067	µg/L	EPA 525.2	0.0067	0.01			
2012/13-3	Lab	LCS	3/13/2013	Pesticide	Ethoprop	n/a	=	0.0559	µg/L	EPA 525.2	0.0067	0.01			
2012/13-3	Lab	LCS, rec	3/13/2013	Pesticide	Ethoprop	n/a	=	112	%	EPA 525.2	-88	-88	50	150	
2012/13-3	Lab	method blank	3/15/2013	Pesticide	Ethoprop	n/a	<	0.0067	µg/L	EPA 525.2	0.0067	0.01			
2012/13-3	Lab	LCS	3/15/2013	Pesticide	Ethoprop	n/a	=	0.0609	µg/L	EPA 525.2	0.0067	0.01			
2012/13-3	Lab	LCS, rec	3/15/2013	Pesticide	Ethoprop	n/a	=	122	%	EPA 525.2	-88	-88	50	150	
2012/13-3	ME-SCR	matrix spike dup	3/15/2013	Pesticide	Ethoprop	n/a	=	0.0472	µg/L	EPA 525.2	0.0067	0.01			
2012/13-3	ME-SCR	matrix spike dup, rec	3/15/2013	Pesticide	Ethoprop	n/a	=	94	%	EPA 525.2	-88	-88	50	150	
2012/13-3	ME-SCR	matrix spike, RPD	3/15/2013	Pesticide	Ethoprop	n/a	=	15	%	EPA 525.2	-88	-88	0	25	
2012/13-3	ME-SCR	matrix spike	3/15/2013	Pesticide	Ethoprop	n/a	=	0.0551	µg/L	EPA 525.2	0.0067	0.01			
2012/13-3	ME-SCR	matrix spike, rec	3/15/2013	Pesticide	Ethoprop	n/a	=	110	%	EPA 525.2	-88	-88	50	150	
2012/13-3	MO-SIM	matrix spike dup	3/13/2013	Pesticide	Ethoprop	n/a	=	0.0579	µg/L	EPA 525.2	0.0067	0.01			

Appendix F
Laboratory QA/QC Analysis Results

Event ID	Site ID	QAQC Sample Type	Analysis Date	Classification	Constituent	Fraction	Sign	Result	Units	Method	MDL	RL	QA Limit		DQOComp
													Min	Max	
2012/13-3	MO-SIM	matrix spike dup, rec	3/13/2013	Pesticide	Ethoprop	n/a	=	116	%	EPA 525.2	-88	-88	50	150	
2012/13-3	MO-SIM	matrix spike, RPD	3/13/2013	Pesticide	Ethoprop	n/a	=	1	%	EPA 525.2	-88	-88	0	25	
2012/13-3	MO-SIM	matrix spike	3/13/2013	Pesticide	Ethoprop	n/a	=	0.0586	µg/L	EPA 525.2	0.0067	0.01			
2012/13-3	MO-SIM	matrix spike, rec	3/13/2013	Pesticide	Ethoprop	n/a	=	117	%	EPA 525.2	-88	-88	50	150	
2012/13-3	Lab	method blank	3/13/2013	Pesticide	Ethyl parathion	n/a	<	0.0054	µg/L	EPA 525.2	0.0054	0.01			
2012/13-3	Lab	LCS	3/13/2013	Pesticide	Ethyl parathion	n/a	=	0.0844	µg/L	EPA 525.2	0.0054	0.01			EUM
2012/13-3	Lab	LCS, rec	3/13/2013	Pesticide	Ethyl parathion	n/a	=	169	%	EPA 525.2	-88	-88	50	150	EUM
2012/13-3	Lab	method blank	3/15/2013	Pesticide	Ethyl parathion	n/a	<	0.0054	µg/L	EPA 525.2	0.0054	0.01			
2012/13-3	Lab	LCS	3/15/2013	Pesticide	Ethyl parathion	n/a	=	0.0746	µg/L	EPA 525.2	0.0054	0.01			
2012/13-3	Lab	LCS, rec	3/15/2013	Pesticide	Ethyl parathion	n/a	=	149	%	EPA 525.2	-88	-88	50	150	
2012/13-3	ME-SCR	matrix spike dup	3/15/2013	Pesticide	Ethyl parathion	n/a	=	0.0521	µg/L	EPA 525.2	0.0054	0.01			
2012/13-3	ME-SCR	matrix spike dup, rec	3/15/2013	Pesticide	Ethyl parathion	n/a	=	104	%	EPA 525.2	-88	-88	50	150	
2012/13-3	ME-SCR	matrix spike, RPD	3/15/2013	Pesticide	Ethyl parathion	n/a	=	3	%	EPA 525.2	-88	-88	0	25	
2012/13-3	ME-SCR	matrix spike	3/15/2013	Pesticide	Ethyl parathion	n/a	=	0.0538	µg/L	EPA 525.2	0.0054	0.01			
2012/13-3	ME-SCR	matrix spike, rec	3/15/2013	Pesticide	Ethyl parathion	n/a	=	108	%	EPA 525.2	-88	-88	50	150	
2012/13-3	MO-SIM	matrix spike dup	3/13/2013	Pesticide	Ethyl parathion	n/a	=	0.0901	µg/L	EPA 525.2	0.0054	0.01			GB
2012/13-3	MO-SIM	matrix spike dup, rec	3/13/2013	Pesticide	Ethyl parathion	n/a	=	180	%	EPA 525.2	-88	-88	50	150	GB
2012/13-3	MO-SIM	matrix spike, RPD	3/13/2013	Pesticide	Ethyl parathion	n/a	=	4	%	EPA 525.2	-88	-88	0	25	
2012/13-3	MO-SIM	matrix spike	3/13/2013	Pesticide	Ethyl parathion	n/a	=	0.0942	µg/L	EPA 525.2	0.0054	0.01			GB
2012/13-3	MO-SIM	matrix spike, rec	3/13/2013	Pesticide	Ethyl parathion	n/a	=	188	%	EPA 525.2	-88	-88	50	150	GB
2012/13-3	Lab	method blank	3/13/2013	Pesticide	Fensulfothion	n/a	<	0.0029	µg/L	EPA 525.2	0.0029	0.01			
2012/13-3	Lab	LCS	3/13/2013	Pesticide	Fensulfothion	n/a	=	0.0935	µg/L	EPA 525.2	0.0029	0.01			EUM
2012/13-3	Lab	LCS, rec	3/13/2013	Pesticide	Fensulfothion	n/a	=	187	%	EPA 525.2	-88	-88	50	150	EUM
2012/13-3	Lab	method blank	3/15/2013	Pesticide	Fensulfothion	n/a	<	0.0029	µg/L	EPA 525.2	0.0029	0.01			
2012/13-3	Lab	LCS	3/15/2013	Pesticide	Fensulfothion	n/a	=	0.0783	µg/L	EPA 525.2	0.0029	0.01			EUM
2012/13-3	Lab	LCS, rec	3/15/2013	Pesticide	Fensulfothion	n/a	=	157	%	EPA 525.2	-88	-88	50	150	EUM
2012/13-3	ME-SCR	matrix spike dup	3/15/2013	Pesticide	Fensulfothion	n/a	=	0.0505	µg/L	EPA 525.2	0.0029	0.01			
2012/13-3	ME-SCR	matrix spike dup, rec	3/15/2013	Pesticide	Fensulfothion	n/a	=	101	%	EPA 525.2	-88	-88	50	150	
2012/13-3	ME-SCR	matrix spike, RPD	3/15/2013	Pesticide	Fensulfothion	n/a	=	15	%	EPA 525.2	-88	-88	0	25	
2012/13-3	ME-SCR	matrix spike	3/15/2013	Pesticide	Fensulfothion	n/a	=	0.0588	µg/L	EPA 525.2	0.0029	0.01			
2012/13-3	ME-SCR	matrix spike, rec	3/15/2013	Pesticide	Fensulfothion	n/a	=	118	%	EPA 525.2	-88	-88	50	150	
2012/13-3	MO-SIM	matrix spike dup	3/13/2013	Pesticide	Fensulfothion	n/a	=	0.098	µg/L	EPA 525.2	0.0029	0.01			GB
2012/13-3	MO-SIM	matrix spike dup, rec	3/13/2013	Pesticide	Fensulfothion	n/a	=	196	%	EPA 525.2	-88	-88	50	150	GB
2012/13-3	MO-SIM	matrix spike, RPD	3/13/2013	Pesticide	Fensulfothion	n/a	=	0.7	%	EPA 525.2	-88	-88	0	25	
2012/13-3	MO-SIM	matrix spike	3/13/2013	Pesticide	Fensulfothion	n/a	=	0.0987	µg/L	EPA 525.2	0.0029	0.01			GB
2012/13-3	MO-SIM	matrix spike, rec	3/13/2013	Pesticide	Fensulfothion	n/a	=	197	%	EPA 525.2	-88	-88	50	150	GB
2012/13-3	Lab	method blank	3/13/2013	Pesticide	Fenthion	n/a	<	0.0038	µg/L	EPA 525.2	0.0038	0.01			
2012/13-3	Lab	LCS	3/13/2013	Pesticide	Fenthion	n/a	=	0.0497	µg/L	EPA 525.2	0.0038	0.01			
2012/13-3	Lab	LCS, rec	3/13/2013	Pesticide	Fenthion	n/a	=	99	%	EPA 525.2	-88	-88	50	150	
2012/13-3	Lab	method blank	3/15/2013	Pesticide	Fenthion	n/a	<	0.0038	µg/L	EPA 525.2	0.0038	0.01			
2012/13-3	Lab	LCS	3/15/2013	Pesticide	Fenthion	n/a	=	0.0516	µg/L	EPA 525.2	0.0038	0.01			
2012/13-3	Lab	LCS, rec	3/15/2013	Pesticide	Fenthion	n/a	=	103	%	EPA 525.2	-88	-88	50	150	
2012/13-3	ME-SCR	matrix spike dup	3/15/2013	Pesticide	Fenthion	n/a	=	0.043	µg/L	EPA 525.2	0.0038	0.01			
2012/13-3	ME-SCR	matrix spike dup, rec	3/15/2013	Pesticide	Fenthion	n/a	=	86	%	EPA 525.2	-88	-88	50	150	
2012/13-3	ME-SCR	matrix spike, RPD	3/15/2013	Pesticide	Fenthion	n/a	=	9	%	EPA 525.2	-88	-88	0	25	
2012/13-3	ME-SCR	matrix spike	3/15/2013	Pesticide	Fenthion	n/a	=	0.0469	µg/L	EPA 525.2	0.0038	0.01			
2012/13-3	ME-SCR	matrix spike, rec	3/15/2013	Pesticide	Fenthion	n/a	=	94	%	EPA 525.2	-88	-88	50	150	

Appendix F
Laboratory QA/QC Analysis Results

Event ID	Site ID	QAQC Sample Type	Analysis Date	Classification	Constituent	Fraction	Sign	Result	Units	Method	MDL	RL	QA Limit		DQOComp
													Min	Max	
2012/13-3	MO-SIM	matrix spike dup	3/13/2013	Pesticide	Fenthion	n/a	=	0.0465	µg/L	EPA 525.2	0.0038	0.01			
2012/13-3	MO-SIM	matrix spike dup, rec	3/13/2013	Pesticide	Fenthion	n/a	=	93	%	EPA 525.2	-88	-88	50	150	
2012/13-3	MO-SIM	matrix spike, RPD	3/13/2013	Pesticide	Fenthion	n/a	=	7	%	EPA 525.2	-88	-88	0	25	
2012/13-3	MO-SIM	matrix spike	3/13/2013	Pesticide	Fenthion	n/a	=	0.05	µg/L	EPA 525.2	0.0038	0.01			
2012/13-3	MO-SIM	matrix spike, rec	3/13/2013	Pesticide	Fenthion	n/a	=	100	%	EPA 525.2	-88	-88	50	150	
2012/13-3	000NONPJ	matrix spike	3/13/2013	Pesticide	gamma-BHC (Lindane)	n/a	=	0.0994	µg/L	EPA 608	0.0021	0.02			QAX
2012/13-3	000NONPJ	matrix spike, rec	3/13/2013	Pesticide	gamma-BHC (Lindane)	n/a	=	99	%	EPA 608	-88	-88	32	127	QAX
2012/13-3	000NONPJ	matrix spike dup	3/13/2013	Pesticide	gamma-BHC (Lindane)	n/a	=	0.0968	µg/L	EPA 608	0.0021	0.02			QAX
2012/13-3	000NONPJ	matrix spike dup, rec	3/13/2013	Pesticide	gamma-BHC (Lindane)	n/a	=	97	%	EPA 608	-88	-88	32	127	QAX
2012/13-3	000NONPJ	matrix spike, RPD	3/13/2013	Pesticide	gamma-BHC (Lindane)	n/a	=	3	%	EPA 608	-88	-88	0	30	QAX
2012/13-3	Lab	method blank	3/13/2013	Pesticide	gamma-BHC (Lindane)	n/a	<	0.0021	µg/L	EPA 608	0.0021	0.02			
2012/13-3	Lab	LCS	3/13/2013	Pesticide	gamma-BHC (Lindane)	n/a	=	0.0864	µg/L	EPA 608	0.0021	0.02			
2012/13-3	Lab	LCS, rec	3/13/2013	Pesticide	gamma-BHC (Lindane)	n/a	=	86	%	EPA 608	-88	-88	32	127	
2012/13-3	Lab	method blank	3/13/2013	Pesticide	gamma-Chlordane	n/a	<	0.0044	µg/L	EPA 608	0.0044	0.01			
2012/13-3	000NONPJ	matrix spike	2/25/2013	Pesticide	Glyphosate	n/a	=	18.5	µg/L	EPA 547	1.8	5			QAX
2012/13-3	000NONPJ	matrix spike	2/25/2013	Pesticide	Glyphosate	n/a	=	41.9	µg/L	EPA 547	1.8	5			QAX
2012/13-3	000NONPJ	matrix spike dup	2/25/2013	Pesticide	Glyphosate	n/a	=	42.5	µg/L	EPA 547	1.8	5			QAX
2012/13-3	000NONPJ	matrix spike dup	2/25/2013	Pesticide	Glyphosate	n/a	=	18.2	µg/L	EPA 547	1.8	5			QAX
2012/13-3	000NONPJ	matrix spike dup, rec	2/25/2013	Pesticide	Glyphosate	n/a	=	85	%	EPA 547	-88	-88	68	134	QAX
2012/13-3	000NONPJ	matrix spike dup, rec	2/25/2013	Pesticide	Glyphosate	n/a	=	73	%	EPA 547	-88	-88	68	134	QAX
2012/13-3	000NONPJ	matrix spike, rec	2/25/2013	Pesticide	Glyphosate	n/a	=	74	%	EPA 547	-88	-88	68	134	QAX
2012/13-3	000NONPJ	matrix spike, rec	2/25/2013	Pesticide	Glyphosate	n/a	=	82	%	EPA 547	-88	-88	68	134	QAX
2012/13-3	000NONPJ	matrix spike, RPD	2/25/2013	Pesticide	Glyphosate	n/a	=	2	%	EPA 547	-88	-88	0	30	QAX
2012/13-3	000NONPJ	matrix spike, RPD	2/25/2013	Pesticide	Glyphosate	n/a	=	1	%	EPA 547	-88	-88	0	30	QAX
2012/13-3	Lab	LCS	2/25/2013	Pesticide	Glyphosate	n/a	=	23.7	µg/L	EPA 547	1.8	5			
2012/13-3	Lab	LCS, rec	2/25/2013	Pesticide	Glyphosate	n/a	=	95	%	EPA 547	-88	-88	71	137	
2012/13-3	Lab	method blank	2/25/2013	Pesticide	Glyphosate	n/a	<	1.8	µg/L	EPA 547	1.8	5			
2012/13-3	000NONPJ	matrix spike	3/13/2013	Pesticide	Heptachlor	n/a	=	0.129	µg/L	EPA 608	0.0017	0.01			QAX,GB
2012/13-3	000NONPJ	matrix spike, rec	3/13/2013	Pesticide	Heptachlor	n/a	=	129	%	EPA 608	-88	-88	34	111	QAX,GB
2012/13-3	000NONPJ	matrix spike dup	3/13/2013	Pesticide	Heptachlor	n/a	=	0.128	µg/L	EPA 608	0.0017	0.01			QAX,GB
2012/13-3	000NONPJ	matrix spike dup, rec	3/13/2013	Pesticide	Heptachlor	n/a	=	128	%	EPA 608	-88	-88	34	111	QAX,GB
2012/13-3	000NONPJ	matrix spike, RPD	3/13/2013	Pesticide	Heptachlor	n/a	=	0.8	%	EPA 608	-88	-88	0	30	QAX
2012/13-3	Lab	method blank	3/13/2013	Pesticide	Heptachlor	n/a	<	0.0017	µg/L	EPA 608	0.0017	0.01			
2012/13-3	Lab	LCS	3/13/2013	Pesticide	Heptachlor	n/a	=	0.109	µg/L	EPA 608	0.0017	0.01			
2012/13-3	Lab	LCS, rec	3/13/2013	Pesticide	Heptachlor	n/a	=	109	%	EPA 608	-88	-88	34	111	
2012/13-3	000NONPJ	matrix spike	3/13/2013	Pesticide	Heptachlor epoxide	n/a	=	0.106	µg/L	EPA 608	0.0019	0.01			QAX
2012/13-3	000NONPJ	matrix spike, rec	3/13/2013	Pesticide	Heptachlor epoxide	n/a	=	106	%	EPA 608	-88	-88	37	142	QAX
2012/13-3	000NONPJ	matrix spike dup	3/13/2013	Pesticide	Heptachlor epoxide	n/a	=	0.101	µg/L	EPA 608	0.0019	0.01			QAX
2012/13-3	000NONPJ	matrix spike dup, rec	3/13/2013	Pesticide	Heptachlor epoxide	n/a	=	101	%	EPA 608	-88	-88	37	142	QAX
2012/13-3	000NONPJ	matrix spike, RPD	3/13/2013	Pesticide	Heptachlor epoxide	n/a	=	5	%	EPA 608	-88	-88	0	30	QAX
2012/13-3	Lab	method blank	3/13/2013	Pesticide	Heptachlor epoxide	n/a	<	0.0019	µg/L	EPA 608	0.0019	0.01			
2012/13-3	Lab	LCS	3/13/2013	Pesticide	Heptachlor epoxide	n/a	=	0.0899	µg/L	EPA 608	0.0019	0.01			
2012/13-3	Lab	LCS, rec	3/13/2013	Pesticide	Heptachlor epoxide	n/a	=	90	%	EPA 608	-88	-88	37	142	
2012/13-3	Lab	method blank	3/13/2013	Pesticide	Malathion	n/a	<	0.0076	µg/L	EPA 525.2	0.0076	0.01			
2012/13-3	Lab	LCS	3/13/2013	Pesticide	Malathion	n/a	=	0.0527	µg/L	EPA 525.2	0.0076	0.01			
2012/13-3	Lab	LCS, rec	3/13/2013	Pesticide	Malathion	n/a	=	105	%	EPA 525.2	-88	-88	50	150	
2012/13-3	Lab	method blank	3/15/2013	Pesticide	Malathion	n/a	<	0.0076	µg/L	EPA 525.2	0.0076	0.01			

Appendix F
Laboratory QA/QC Analysis Results

Event ID	Site ID	QAQC Sample Type	Analysis Date	Classification	Constituent	Fraction	Sign	Result	Units	Method	MDL	RL	QA Limit		DQOComp
													Min	Max	
2012/13-3	Lab	LCS	3/15/2013	Pesticide	Malathion	n/a	=	0.0539	µg/L	EPA 525.2	0.0076	0.01			
2012/13-3	Lab	LCS, rec	3/15/2013	Pesticide	Malathion	n/a	=	108	%	EPA 525.2	-88	-88	50	150	
2012/13-3	ME-SCR	matrix spike dup	3/15/2013	Pesticide	Malathion	n/a	=	0.0392	µg/L	EPA 525.2	0.0076	0.01			
2012/13-3	ME-SCR	matrix spike dup, rec	3/15/2013	Pesticide	Malathion	n/a	=	78	%	EPA 525.2	-88	-88	50	150	
2012/13-3	ME-SCR	matrix spike, RPD	3/15/2013	Pesticide	Malathion	n/a	=	13	%	EPA 525.2	-88	-88	0	25	
2012/13-3	ME-SCR	matrix spike	3/15/2013	Pesticide	Malathion	n/a	=	0.0446	µg/L	EPA 525.2	0.0076	0.01			
2012/13-3	ME-SCR	matrix spike, rec	3/15/2013	Pesticide	Malathion	n/a	=	89	%	EPA 525.2	-88	-88	50	150	
2012/13-3	MO-SIM	matrix spike dup	3/13/2013	Pesticide	Malathion	n/a	=	0.0537	µg/L	EPA 525.2	0.0076	0.01			
2012/13-3	MO-SIM	matrix spike dup, rec	3/13/2013	Pesticide	Malathion	n/a	=	107	%	EPA 525.2	-88	-88	50	150	
2012/13-3	MO-SIM	matrix spike, RPD	3/13/2013	Pesticide	Malathion	n/a	=	4	%	EPA 525.2	-88	-88	0	25	
2012/13-3	MO-SIM	matrix spike	3/13/2013	Pesticide	Malathion	n/a	=	0.0515	µg/L	EPA 525.2	0.0076	0.01			
2012/13-3	MO-SIM	matrix spike, rec	3/13/2013	Pesticide	Malathion	n/a	=	103	%	EPA 525.2	-88	-88	50	150	
2012/13-3	Lab	method blank	3/13/2013	Pesticide	Merphos	n/a	<	0.0058	µg/L	EPA 525.2	0.0058	0.01			
2012/13-3	Lab	LCS	3/13/2013	Pesticide	Merphos	n/a	=	0.0454	µg/L	EPA 525.2	0.0058	0.01			
2012/13-3	Lab	LCS, rec	3/13/2013	Pesticide	Merphos	n/a	=	91	%	EPA 525.2	-88	-88	50	150	
2012/13-3	Lab	method blank	3/15/2013	Pesticide	Merphos	n/a	<	0.0058	µg/L	EPA 525.2	0.0058	0.01			
2012/13-3	Lab	LCS	3/15/2013	Pesticide	Merphos	n/a	=	0.0395	µg/L	EPA 525.2	0.0058	0.01			
2012/13-3	Lab	LCS, rec	3/15/2013	Pesticide	Merphos	n/a	=	79	%	EPA 525.2	-88	-88	50	150	
2012/13-3	ME-SCR	matrix spike dup	3/15/2013	Pesticide	Merphos	n/a	=	0.0408	µg/L	EPA 525.2	0.0058	0.01			
2012/13-3	ME-SCR	matrix spike dup, rec	3/15/2013	Pesticide	Merphos	n/a	=	82	%	EPA 525.2	-88	-88	50	150	
2012/13-3	ME-SCR	matrix spike, RPD	3/15/2013	Pesticide	Merphos	n/a	=	11	%	EPA 525.2	-88	-88	0	25	
2012/13-3	ME-SCR	matrix spike	3/15/2013	Pesticide	Merphos	n/a	=	0.0455	µg/L	EPA 525.2	0.0058	0.01			
2012/13-3	ME-SCR	matrix spike, rec	3/15/2013	Pesticide	Merphos	n/a	=	91	%	EPA 525.2	-88	-88	50	150	
2012/13-3	MO-SIM	matrix spike dup	3/13/2013	Pesticide	Merphos	n/a	=	0.038	µg/L	EPA 525.2	0.0058	0.01			
2012/13-3	MO-SIM	matrix spike dup, rec	3/13/2013	Pesticide	Merphos	n/a	=	76	%	EPA 525.2	-88	-88	50	150	
2012/13-3	MO-SIM	matrix spike, RPD	3/13/2013	Pesticide	Merphos	n/a	=	11	%	EPA 525.2	-88	-88	0	25	
2012/13-3	MO-SIM	matrix spike	3/13/2013	Pesticide	Merphos	n/a	=	0.0427	µg/L	EPA 525.2	0.0058	0.01			
2012/13-3	MO-SIM	matrix spike, rec	3/13/2013	Pesticide	Merphos	n/a	=	85	%	EPA 525.2	-88	-88	50	150	
2012/13-3	Lab	method blank	3/13/2013	Pesticide	Methoxychlor	n/a	<	0.0054	µg/L	EPA 608	0.0054	0.02			
2012/13-3	Lab	method blank	3/13/2013	Pesticide	Methyl parathion	n/a	<	0.0063	µg/L	EPA 525.2	0.0063	0.01			
2012/13-3	Lab	LCS	3/13/2013	Pesticide	Methyl parathion	n/a	=	0.086	µg/L	EPA 525.2	0.0063	0.01			EUM
2012/13-3	Lab	LCS, rec	3/13/2013	Pesticide	Methyl parathion	n/a	=	172	%	EPA 525.2	-88	-88	50	150	EUM
2012/13-3	Lab	method blank	3/15/2013	Pesticide	Methyl parathion	n/a	<	0.0063	µg/L	EPA 525.2	0.0063	0.01			
2012/13-3	Lab	LCS	3/15/2013	Pesticide	Methyl parathion	n/a	=	0.0746	µg/L	EPA 525.2	0.0063	0.01			
2012/13-3	Lab	LCS, rec	3/15/2013	Pesticide	Methyl parathion	n/a	=	149	%	EPA 525.2	-88	-88	50	150	
2012/13-3	ME-SCR	matrix spike dup	3/15/2013	Pesticide	Methyl parathion	n/a	=	0.0474	µg/L	EPA 525.2	0.0063	0.01			
2012/13-3	ME-SCR	matrix spike dup, rec	3/15/2013	Pesticide	Methyl parathion	n/a	=	95	%	EPA 525.2	-88	-88	50	150	
2012/13-3	ME-SCR	matrix spike, RPD	3/15/2013	Pesticide	Methyl parathion	n/a	=	0.2	%	EPA 525.2	-88	-88	0	25	
2012/13-3	ME-SCR	matrix spike	3/15/2013	Pesticide	Methyl parathion	n/a	=	0.0475	µg/L	EPA 525.2	0.0063	0.01			
2012/13-3	ME-SCR	matrix spike, rec	3/15/2013	Pesticide	Methyl parathion	n/a	=	95	%	EPA 525.2	-88	-88	50	150	
2012/13-3	MO-SIM	matrix spike dup	3/13/2013	Pesticide	Methyl parathion	n/a	=	0.0811	µg/L	EPA 525.2	0.0063	0.01			GB
2012/13-3	MO-SIM	matrix spike dup, rec	3/13/2013	Pesticide	Methyl parathion	n/a	=	162	%	EPA 525.2	-88	-88	50	150	GB
2012/13-3	MO-SIM	matrix spike, RPD	3/13/2013	Pesticide	Methyl parathion	n/a	=	8	%	EPA 525.2	-88	-88	0	25	
2012/13-3	MO-SIM	matrix spike	3/13/2013	Pesticide	Methyl parathion	n/a	=	0.075	µg/L	EPA 525.2	0.0063	0.01			
2012/13-3	MO-SIM	matrix spike, rec	3/13/2013	Pesticide	Methyl parathion	n/a	=	150	%	EPA 525.2	-88	-88	50	150	
2012/13-3	Lab	method blank	3/14/2013	Pesticide	Metolachlor	n/a	<	0.012	µg/L	EPA 525.2	0.012	0.1			
2012/13-3	Lab	LCS	3/14/2013	Pesticide	Metolachlor	n/a	=	4.74	µg/L	EPA 525.2	0.012	0.1			

Appendix F
Laboratory QA/QC Analysis Results

Event ID	Site ID	QAQC Sample Type	Analysis Date	Classification	Constituent	Fraction	Sign	Result	Units	Method	MDL	RL	QA Limit		DQOComp
													Min	Max	
2012/13-3	Lab	LCS, rec	3/14/2013	Pesticide	Metolachlor	n/a	=	95	%	EPA 525.2	-88	-88	55	170	
2012/13-3	MO-HUE	matrix spike	3/14/2013	Pesticide	Metolachlor	n/a	=	5.16	µg/L	EPA 525.2	0.012	0.1			
2012/13-3	MO-HUE	matrix spike, rec	3/14/2013	Pesticide	Metolachlor	n/a	=	103	%	EPA 525.2	-88	-88	53	178	
2012/13-3	MO-HUE	matrix spike dup	3/14/2013	Pesticide	Metolachlor	n/a	=	5.65	µg/L	EPA 525.2	0.012	0.1			
2012/13-3	MO-HUE	matrix spike dup, rec	3/14/2013	Pesticide	Metolachlor	n/a	=	113	%	EPA 525.2	-88	-88	53	178	
2012/13-3	MO-HUE	matrix spike, RPD	3/14/2013	Pesticide	Metolachlor	n/a	=	9	%	EPA 525.2	-88	-88	0	30	
2012/13-3	Lab	method blank	3/14/2013	Pesticide	Metribuzin	n/a	<	0.015	µg/L	EPA 525.2	0.015	0.1			
2012/13-3	Lab	LCS	3/14/2013	Pesticide	Metribuzin	n/a	=	4.56	µg/L	EPA 525.2	0.015	0.1			
2012/13-3	Lab	LCS, rec	3/14/2013	Pesticide	Metribuzin	n/a	=	91	%	EPA 525.2	-88	-88	44	149	
2012/13-3	MO-HUE	matrix spike	3/14/2013	Pesticide	Metribuzin	n/a	=	4.3	µg/L	EPA 525.2	0.015	0.1			
2012/13-3	MO-HUE	matrix spike, rec	3/14/2013	Pesticide	Metribuzin	n/a	=	86	%	EPA 525.2	-88	-88	64	155	
2012/13-3	MO-HUE	matrix spike dup	3/14/2013	Pesticide	Metribuzin	n/a	=	5.15	µg/L	EPA 525.2	0.015	0.1			
2012/13-3	MO-HUE	matrix spike dup, rec	3/14/2013	Pesticide	Metribuzin	n/a	=	103	%	EPA 525.2	-88	-88	64	155	
2012/13-3	MO-HUE	matrix spike, RPD	3/14/2013	Pesticide	Metribuzin	n/a	=	18	%	EPA 525.2	-88	-88	0	30	
2012/13-3	Lab	method blank	3/13/2013	Pesticide	Mevinphos	n/a	<	0.0042	µg/L	EPA 525.2	0.0042	0.01			
2012/13-3	Lab	LCS	3/13/2013	Pesticide	Mevinphos	n/a	=	0.059	µg/L	EPA 525.2	0.0042	0.01			
2012/13-3	Lab	LCS, rec	3/13/2013	Pesticide	Mevinphos	n/a	=	118	%	EPA 525.2	-88	-88	50	150	
2012/13-3	Lab	method blank	3/15/2013	Pesticide	Mevinphos	n/a	<	0.0042	µg/L	EPA 525.2	0.0042	0.01			
2012/13-3	Lab	LCS	3/15/2013	Pesticide	Mevinphos	n/a	=	0.0587	µg/L	EPA 525.2	0.0042	0.01			
2012/13-3	Lab	LCS, rec	3/15/2013	Pesticide	Mevinphos	n/a	=	117	%	EPA 525.2	-88	-88	50	150	
2012/13-3	ME-SCR	matrix spike dup	3/15/2013	Pesticide	Mevinphos	n/a	=	0.0446	µg/L	EPA 525.2	0.0042	0.01			
2012/13-3	ME-SCR	matrix spike dup, rec	3/15/2013	Pesticide	Mevinphos	n/a	=	89	%	EPA 525.2	-88	-88	50	150	
2012/13-3	ME-SCR	matrix spike, RPD	3/15/2013	Pesticide	Mevinphos	n/a	=	13	%	EPA 525.2	-88	-88	0	25	
2012/13-3	ME-SCR	matrix spike	3/15/2013	Pesticide	Mevinphos	n/a	=	0.0507	µg/L	EPA 525.2	0.0042	0.01			
2012/13-3	ME-SCR	matrix spike, rec	3/15/2013	Pesticide	Mevinphos	n/a	=	101	%	EPA 525.2	-88	-88	50	150	
2012/13-3	MO-SIM	matrix spike dup	3/13/2013	Pesticide	Mevinphos	n/a	=	0.0671	µg/L	EPA 525.2	0.0042	0.01			
2012/13-3	MO-SIM	matrix spike dup, rec	3/13/2013	Pesticide	Mevinphos	n/a	=	134	%	EPA 525.2	-88	-88	50	150	
2012/13-3	MO-SIM	matrix spike, RPD	3/13/2013	Pesticide	Mevinphos	n/a	=	2	%	EPA 525.2	-88	-88	0	25	
2012/13-3	MO-SIM	matrix spike	3/13/2013	Pesticide	Mevinphos	n/a	=	0.0661	µg/L	EPA 525.2	0.0042	0.01			
2012/13-3	MO-SIM	matrix spike, rec	3/13/2013	Pesticide	Mevinphos	n/a	=	132	%	EPA 525.2	-88	-88	50	150	
2012/13-3	Lab	method blank	3/14/2013	Pesticide	Molinate	n/a	<	0.039	µg/L	EPA 525.2	0.039	0.1			
2012/13-3	Lab	LCS	3/14/2013	Pesticide	Molinate	n/a	=	5.36	µg/L	EPA 525.2	0.039	0.1			
2012/13-3	Lab	LCS, rec	3/14/2013	Pesticide	Molinate	n/a	=	107	%	EPA 525.2	-88	-88	76	116	
2012/13-3	MO-HUE	matrix spike	3/14/2013	Pesticide	Molinate	n/a	=	5.88	µg/L	EPA 525.2	0.039	0.1			
2012/13-3	MO-HUE	matrix spike, rec	3/14/2013	Pesticide	Molinate	n/a	=	118	%	EPA 525.2	-88	-88	68	125	
2012/13-3	MO-HUE	matrix spike dup	3/14/2013	Pesticide	Molinate	n/a	=	5.99	µg/L	EPA 525.2	0.039	0.1			
2012/13-3	MO-HUE	matrix spike dup, rec	3/14/2013	Pesticide	Molinate	n/a	=	120	%	EPA 525.2	-88	-88	68	125	
2012/13-3	MO-HUE	matrix spike, RPD	3/14/2013	Pesticide	Molinate	n/a	=	2	%	EPA 525.2	-88	-88	0	30	
2012/13-3	Lab	method blank	3/13/2013	Pesticide	Naled	n/a	<	0.0076	µg/L	EPA 525.2	0.0076	0.01			
2012/13-3	Lab	LCS	3/13/2013	Pesticide	Naled	n/a	=	0.0503	µg/L	EPA 525.2	0.0076	0.01			
2012/13-3	Lab	LCS, rec	3/13/2013	Pesticide	Naled	n/a	=	101	%	EPA 525.2	-88	-88	5	150	
2012/13-3	Lab	method blank	3/15/2013	Pesticide	Naled	n/a	<	0.0076	µg/L	EPA 525.2	0.0076	0.01			
2012/13-3	Lab	LCS	3/15/2013	Pesticide	Naled	n/a	=	0.0517	µg/L	EPA 525.2	0.0076	0.01			
2012/13-3	Lab	LCS, rec	3/15/2013	Pesticide	Naled	n/a	=	103	%	EPA 525.2	-88	-88	5	150	
2012/13-3	ME-SCR	matrix spike dup	3/15/2013	Pesticide	Naled	n/a	=	0.0279	µg/L	EPA 525.2	0.0076	0.01			
2012/13-3	ME-SCR	matrix spike dup, rec	3/15/2013	Pesticide	Naled	n/a	=	56	%	EPA 525.2	-88	-88	5	150	
2012/13-3	ME-SCR	matrix spike, RPD	3/15/2013	Pesticide	Naled	n/a	=	58	%	EPA 525.2	-88	-88	0	25	IL

Appendix F
Laboratory QA/QC Analysis Results

Event ID	Site ID	QAQC Sample Type	Analysis Date	Classification	Constituent	Fraction	Sign	Result	Units	Method	MDL	RL	QA Limit		DQOComp
													Min	Max	
2012/13-3	ME-SCR	matrix spike	3/15/2013	Pesticide	Naled	n/a	=	0.0153	µg/L	EPA 525.2	0.0076	0.01			
2012/13-3	ME-SCR	matrix spike, rec	3/15/2013	Pesticide	Naled	n/a	=	31	%	EPA 525.2	-88	-88	5	150	
2012/13-3	MO-SIM	matrix spike dup	3/13/2013	Pesticide	Naled	n/a	=	0.084	µg/L	EPA 525.2	0.0076	0.01			GB
2012/13-3	MO-SIM	matrix spike dup, rec	3/13/2013	Pesticide	Naled	n/a	=	168	%	EPA 525.2	-88	-88	5	150	GB
2012/13-3	MO-SIM	matrix spike, RPD	3/13/2013	Pesticide	Naled	n/a	=	40	%	EPA 525.2	-88	-88	0	25	IL
2012/13-3	MO-SIM	matrix spike	3/13/2013	Pesticide	Naled	n/a	=	0.056	µg/L	EPA 525.2	0.0076	0.01			
2012/13-3	MO-SIM	matrix spike, rec	3/13/2013	Pesticide	Naled	n/a	=	112	%	EPA 525.2	-88	-88	5	150	
2012/13-3	Lab	method blank	2/26/2013	Pesticide	Pentachlorophenol	n/a	<	0.04	µg/L	EPA 515.3	0.04	0.2			
2012/13-3	Lab	LCS	2/26/2013	Pesticide	Pentachlorophenol	n/a	=	3.94	µg/L	EPA 515.3	0.04	0.2			
2012/13-3	Lab	LCS, rec	2/26/2013	Pesticide	Pentachlorophenol	n/a	=	99	%	EPA 515.3	-88	-88	70	130	
2012/13-3	ME-CC	matrix spike	2/26/2013	Pesticide	Pentachlorophenol	n/a	=	4.04	µg/L	EPA 515.3	0.04	0.2			
2012/13-3	ME-CC	matrix spike, rec	2/26/2013	Pesticide	Pentachlorophenol	n/a	=	101	%	EPA 515.3	-88	-88	70	130	
2012/13-3	ME-CC	matrix spike dup	2/26/2013	Pesticide	Pentachlorophenol	n/a	=	4.14	µg/L	EPA 515.3	0.04	0.2			
2012/13-3	ME-CC	matrix spike dup, rec	2/26/2013	Pesticide	Pentachlorophenol	n/a	=	104	%	EPA 515.3	-88	-88	70	130	
2012/13-3	ME-CC	matrix spike, RPD	2/26/2013	Pesticide	Pentachlorophenol	n/a	=	3	%	EPA 515.3	-88	-88	0	30	
2012/13-3	ME-SCR	matrix spike	2/26/2013	Pesticide	Pentachlorophenol	n/a	=	4.15	µg/L	EPA 515.3	0.04	0.2			
2012/13-3	ME-SCR	matrix spike, rec	2/26/2013	Pesticide	Pentachlorophenol	n/a	=	104	%	EPA 515.3	-88	-88	70	130	
2012/13-3	ME-SCR	matrix spike dup	2/26/2013	Pesticide	Pentachlorophenol	n/a	=	4.16	µg/L	EPA 515.3	0.04	0.2			
2012/13-3	ME-SCR	matrix spike dup, rec	2/26/2013	Pesticide	Pentachlorophenol	n/a	=	104	%	EPA 515.3	-88	-88	70	130	
2012/13-3	ME-SCR	matrix spike, RPD	2/26/2013	Pesticide	Pentachlorophenol	n/a	=	0.2	%	EPA 515.3	-88	-88	0	30	
2012/13-3	Lab	method blank	3/13/2013	Pesticide	Phorate	n/a	<	0.003	µg/L	EPA 525.2	0.003	0.01			
2012/13-3	Lab	LCS	3/13/2013	Pesticide	Phorate	n/a	=	0.0436	µg/L	EPA 525.2	0.003	0.01			
2012/13-3	Lab	LCS, rec	3/13/2013	Pesticide	Phorate	n/a	=	87	%	EPA 525.2	-88	-88	50	150	
2012/13-3	Lab	method blank	3/15/2013	Pesticide	Phorate	n/a	<	0.003	µg/L	EPA 525.2	0.003	0.01			
2012/13-3	Lab	LCS	3/15/2013	Pesticide	Phorate	n/a	=	0.0538	µg/L	EPA 525.2	0.003	0.01			
2012/13-3	Lab	LCS, rec	3/15/2013	Pesticide	Phorate	n/a	=	108	%	EPA 525.2	-88	-88	50	150	
2012/13-3	ME-SCR	matrix spike dup	3/15/2013	Pesticide	Phorate	n/a	=	0.0349	µg/L	EPA 525.2	0.003	0.01			
2012/13-3	ME-SCR	matrix spike dup, rec	3/15/2013	Pesticide	Phorate	n/a	=	70	%	EPA 525.2	-88	-88	50	150	
2012/13-3	ME-SCR	matrix spike, RPD	3/15/2013	Pesticide	Phorate	n/a	=	43	%	EPA 525.2	-88	-88	0	25	IL
2012/13-3	ME-SCR	matrix spike	3/15/2013	Pesticide	Phorate	n/a	=	0.0542	µg/L	EPA 525.2	0.003	0.01			
2012/13-3	ME-SCR	matrix spike, rec	3/15/2013	Pesticide	Phorate	n/a	=	108	%	EPA 525.2	-88	-88	50	150	
2012/13-3	MO-SIM	matrix spike dup	3/13/2013	Pesticide	Phorate	n/a	=	0.0593	µg/L	EPA 525.2	0.003	0.01			
2012/13-3	MO-SIM	matrix spike dup, rec	3/13/2013	Pesticide	Phorate	n/a	=	119	%	EPA 525.2	-88	-88	50	150	
2012/13-3	MO-SIM	matrix spike, RPD	3/13/2013	Pesticide	Phorate	n/a	=	7	%	EPA 525.2	-88	-88	0	25	
2012/13-3	MO-SIM	matrix spike	3/13/2013	Pesticide	Phorate	n/a	=	0.0636	µg/L	EPA 525.2	0.003	0.01			
2012/13-3	MO-SIM	matrix spike, rec	3/13/2013	Pesticide	Phorate	n/a	=	127	%	EPA 525.2	-88	-88	50	150	
2012/13-3	Lab	method blank	2/26/2013	Pesticide	Picloram	n/a	<	0.05	µg/L	EPA 515.3	0.05	0.6			
2012/13-3	Lab	LCS	2/26/2013	Pesticide	Picloram	n/a	=	4.3	µg/L	EPA 515.3	0.05	0.6			
2012/13-3	Lab	LCS, rec	2/26/2013	Pesticide	Picloram	n/a	=	108	%	EPA 515.3	-88	-88	70	130	
2012/13-3	ME-CC	matrix spike	2/26/2013	Pesticide	Picloram	n/a	=	4.65	µg/L	EPA 515.3	0.05	0.6			
2012/13-3	ME-CC	matrix spike, rec	2/26/2013	Pesticide	Picloram	n/a	=	116	%	EPA 515.3	-88	-88	70	130	
2012/13-3	ME-CC	matrix spike dup	2/26/2013	Pesticide	Picloram	n/a	=	4.94	µg/L	EPA 515.3	0.05	0.6			
2012/13-3	ME-CC	matrix spike dup, rec	2/26/2013	Pesticide	Picloram	n/a	=	124	%	EPA 515.3	-88	-88	70	130	
2012/13-3	ME-CC	matrix spike, RPD	2/26/2013	Pesticide	Picloram	n/a	=	6	%	EPA 515.3	-88	-88	0	30	
2012/13-3	ME-SCR	matrix spike	2/26/2013	Pesticide	Picloram	n/a	=	4.58	µg/L	EPA 515.3	0.05	0.6			
2012/13-3	ME-SCR	matrix spike, rec	2/26/2013	Pesticide	Picloram	n/a	=	114	%	EPA 515.3	-88	-88	70	130	
2012/13-3	ME-SCR	matrix spike dup	2/26/2013	Pesticide	Picloram	n/a	=	4.7	µg/L	EPA 515.3	0.05	0.6			

Appendix F
Laboratory QA/QC Analysis Results

Event ID	Site ID	QAQC Sample Type	Analysis Date	Classification	Constituent	Fraction	Sign	Result	Units	Method	MDL	RL	QA Limit		DQOComp
													Min	Max	
2012/13-3	ME-SCR	matrix spike dup, rec	2/26/2013	Pesticide	Picloram	n/a	=	118	%	EPA 515.3	-88	-88	70	130	
2012/13-3	ME-SCR	matrix spike, RPD	2/26/2013	Pesticide	Picloram	n/a	=	3	%	EPA 515.3	-88	-88	0	30	
2012/13-3	Lab	method blank	3/14/2013	Pesticide	Prometon	n/a	<	0.024	µg/L	EPA 525.2	0.024	0.2			
2012/13-3	Lab	LCS	3/14/2013	Pesticide	Prometon	n/a	=	2.22	µg/L	EPA 525.2	0.024	0.2			
2012/13-3	Lab	LCS, rec	3/14/2013	Pesticide	Prometon	n/a	=	44	%	EPA 525.2	-88	-88	6	110	
2012/13-3	MO-HUE	matrix spike	3/14/2013	Pesticide	Prometon	n/a	=	4.08	µg/L	EPA 525.2	0.024	0.2			
2012/13-3	MO-HUE	matrix spike, rec	3/14/2013	Pesticide	Prometon	n/a	=	82	%	EPA 525.2	-88	-88	5	148	
2012/13-3	MO-HUE	matrix spike dup	3/14/2013	Pesticide	Prometon	n/a	=	4.78	µg/L	EPA 525.2	0.024	0.2			
2012/13-3	MO-HUE	matrix spike dup, rec	3/14/2013	Pesticide	Prometon	n/a	=	96	%	EPA 525.2	-88	-88	5	148	
2012/13-3	MO-HUE	matrix spike, RPD	3/14/2013	Pesticide	Prometon	n/a	=	16	%	EPA 525.2	-88	-88	0	30	
2012/13-3	Lab	method blank	3/14/2013	Pesticide	Prometryn	n/a	<	0.036	µg/L	EPA 525.2	0.036	0.1			
2012/13-3	Lab	LCS	3/14/2013	Pesticide	Prometryn	n/a	=	4.67	µg/L	EPA 525.2	0.036	0.1			
2012/13-3	Lab	LCS, rec	3/14/2013	Pesticide	Prometryn	n/a	=	93	%	EPA 525.2	-88	-88	34	152	
2012/13-3	MO-HUE	matrix spike	3/14/2013	Pesticide	Prometryn	n/a	=	4.84	µg/L	EPA 525.2	0.036	0.1			
2012/13-3	MO-HUE	matrix spike, rec	3/14/2013	Pesticide	Prometryn	n/a	=	97	%	EPA 525.2	-88	-88	44	169	
2012/13-3	MO-HUE	matrix spike dup	3/14/2013	Pesticide	Prometryn	n/a	=	5.56	µg/L	EPA 525.2	0.036	0.1			
2012/13-3	MO-HUE	matrix spike dup, rec	3/14/2013	Pesticide	Prometryn	n/a	=	111	%	EPA 525.2	-88	-88	44	169	
2012/13-3	MO-HUE	matrix spike, RPD	3/14/2013	Pesticide	Prometryn	n/a	=	14	%	EPA 525.2	-88	-88	0	30	
2012/13-3	Lab	method blank	3/13/2013	Pesticide	Ronnel (Fenchlorphos)	n/a	<	0.0041	µg/L	EPA 525.2	0.0041	0.01			
2012/13-3	Lab	LCS	3/13/2013	Pesticide	Ronnel (Fenchlorphos)	n/a	=	0.045	µg/L	EPA 525.2	0.0041	0.01			
2012/13-3	Lab	LCS, rec	3/13/2013	Pesticide	Ronnel (Fenchlorphos)	n/a	=	90	%	EPA 525.2	-88	-88	50	150	
2012/13-3	Lab	method blank	3/15/2013	Pesticide	Ronnel (Fenchlorphos)	n/a	<	0.0041	µg/L	EPA 525.2	0.0041	0.01			
2012/13-3	Lab	LCS	3/15/2013	Pesticide	Ronnel (Fenchlorphos)	n/a	=	0.043	µg/L	EPA 525.2	0.0041	0.01			
2012/13-3	Lab	LCS, rec	3/15/2013	Pesticide	Ronnel (Fenchlorphos)	n/a	=	86	%	EPA 525.2	-88	-88	50	150	
2012/13-3	ME-SCR	matrix spike dup	3/15/2013	Pesticide	Ronnel (Fenchlorphos)	n/a	=	0.0388	µg/L	EPA 525.2	0.0041	0.01			
2012/13-3	ME-SCR	matrix spike dup, rec	3/15/2013	Pesticide	Ronnel (Fenchlorphos)	n/a	=	78	%	EPA 525.2	-88	-88	50	150	
2012/13-3	ME-SCR	matrix spike, RPD	3/15/2013	Pesticide	Ronnel (Fenchlorphos)	n/a	=	8	%	EPA 525.2	-88	-88	0	25	
2012/13-3	ME-SCR	matrix spike	3/15/2013	Pesticide	Ronnel (Fenchlorphos)	n/a	=	0.0419	µg/L	EPA 525.2	0.0041	0.01			
2012/13-3	ME-SCR	matrix spike, rec	3/15/2013	Pesticide	Ronnel (Fenchlorphos)	n/a	=	84	%	EPA 525.2	-88	-88	50	150	
2012/13-3	MO-SIM	matrix spike dup	3/13/2013	Pesticide	Ronnel (Fenchlorphos)	n/a	=	0.043	µg/L	EPA 525.2	0.0041	0.01			
2012/13-3	MO-SIM	matrix spike dup, rec	3/13/2013	Pesticide	Ronnel (Fenchlorphos)	n/a	=	86	%	EPA 525.2	-88	-88	50	150	
2012/13-3	MO-SIM	matrix spike, RPD	3/13/2013	Pesticide	Ronnel (Fenchlorphos)	n/a	=	1	%	EPA 525.2	-88	-88	0	25	
2012/13-3	MO-SIM	matrix spike	3/13/2013	Pesticide	Ronnel (Fenchlorphos)	n/a	=	0.0437	µg/L	EPA 525.2	0.0041	0.01			
2012/13-3	MO-SIM	matrix spike, rec	3/13/2013	Pesticide	Ronnel (Fenchlorphos)	n/a	=	87	%	EPA 525.2	-88	-88	50	150	
2012/13-3	Lab	method blank	3/14/2013	Pesticide	Simazine	n/a	<	0.015	µg/L	EPA 525.2	0.015	0.1			
2012/13-3	Lab	LCS	3/14/2013	Pesticide	Simazine	n/a	=	4.8	µg/L	EPA 525.2	0.015	0.1			
2012/13-3	Lab	LCS, rec	3/14/2013	Pesticide	Simazine	n/a	=	96	%	EPA 525.2	-88	-88	54	156	
2012/13-3	MO-HUE	matrix spike	3/14/2013	Pesticide	Simazine	n/a	=	4.39	µg/L	EPA 525.2	0.015	0.1			
2012/13-3	MO-HUE	matrix spike, rec	3/14/2013	Pesticide	Simazine	n/a	=	88	%	EPA 525.2	-88	-88	53	152	
2012/13-3	MO-HUE	matrix spike dup	3/14/2013	Pesticide	Simazine	n/a	=	5.34	µg/L	EPA 525.2	0.015	0.1			
2012/13-3	MO-HUE	matrix spike dup, rec	3/14/2013	Pesticide	Simazine	n/a	=	107	%	EPA 525.2	-88	-88	53	152	
2012/13-3	MO-HUE	matrix spike, RPD	3/14/2013	Pesticide	Simazine	n/a	=	20	%	EPA 525.2	-88	-88	0	30	
2012/13-3	Lab	method blank	3/13/2013	Pesticide	Stirophos (Tetrachlorvinphos)	n/a	<	0.0031	µg/L	EPA 525.2	0.0031	0.01			
2012/13-3	Lab	LCS	3/13/2013	Pesticide	Stirophos (Tetrachlorvinphos)	n/a	=	0.043	µg/L	EPA 525.2	0.0031	0.01			
2012/13-3	Lab	LCS, rec	3/13/2013	Pesticide	Stirophos (Tetrachlorvinphos)	n/a	=	86	%	EPA 525.2	-88	-88	50	150	
2012/13-3	Lab	method blank	3/15/2013	Pesticide	Stirophos (Tetrachlorvinphos)	n/a	<	0.0031	µg/L	EPA 525.2	0.0031	0.01			
2012/13-3	Lab	LCS	3/15/2013	Pesticide	Stirophos (Tetrachlorvinphos)	n/a	=	0.0457	µg/L	EPA 525.2	0.0031	0.01			

Appendix F
Laboratory QA/QC Analysis Results

Event ID	Site ID	QAQC Sample Type	Analysis Date	Classification	Constituent	Fraction	Sign	Result	Units	Method	MDL	RL	QA Limit		DQOComp
													Min	Max	
2012/13-3	Lab	LCS, rec	3/15/2013	Pesticide	Stirophos (Tetrachlorvinphos)	n/a	=	91	%	EPA 525.2	-88	-88	50	150	
2012/13-3	ME-SCR	matrix spike dup	3/15/2013	Pesticide	Stirophos (Tetrachlorvinphos)	n/a	=	0.0347	µg/L	EPA 525.2	0.0031	0.01			
2012/13-3	ME-SCR	matrix spike dup, rec	3/15/2013	Pesticide	Stirophos (Tetrachlorvinphos)	n/a	=	69	%	EPA 525.2	-88	-88	50	150	
2012/13-3	ME-SCR	matrix spike, RPD	3/15/2013	Pesticide	Stirophos (Tetrachlorvinphos)	n/a	=	0.09	%	EPA 525.2	-88	-88	0	25	
2012/13-3	ME-SCR	matrix spike	3/15/2013	Pesticide	Stirophos (Tetrachlorvinphos)	n/a	=	0.0347	µg/L	EPA 525.2	0.0031	0.01			
2012/13-3	ME-SCR	matrix spike, rec	3/15/2013	Pesticide	Stirophos (Tetrachlorvinphos)	n/a	=	69	%	EPA 525.2	-88	-88	50	150	
2012/13-3	MO-SIM	matrix spike dup	3/13/2013	Pesticide	Stirophos (Tetrachlorvinphos)	n/a	=	0.0336	µg/L	EPA 525.2	0.0031	0.01			
2012/13-3	MO-SIM	matrix spike dup, rec	3/13/2013	Pesticide	Stirophos (Tetrachlorvinphos)	n/a	=	67	%	EPA 525.2	-88	-88	50	150	
2012/13-3	MO-SIM	matrix spike, RPD	3/13/2013	Pesticide	Stirophos (Tetrachlorvinphos)	n/a	=	36	%	EPA 525.2	-88	-88	0	25	IL
2012/13-3	MO-SIM	matrix spike	3/13/2013	Pesticide	Stirophos (Tetrachlorvinphos)	n/a	=	0.0234	µg/L	EPA 525.2	0.0031	0.01			GB
2012/13-3	MO-SIM	matrix spike, rec	3/13/2013	Pesticide	Stirophos (Tetrachlorvinphos)	n/a	=	47	%	EPA 525.2	-88	-88	50	150	GB
2012/13-3	Lab	method blank	3/14/2013	Pesticide	Terbacil	n/a	<	0.55	µg/L	EPA 525.2	0.55	2			
2012/13-3	Lab	LCS	3/14/2013	Pesticide	Terbacil	n/a	=	4.89	µg/L	EPA 525.2	0.55	2			
2012/13-3	Lab	LCS, rec	3/14/2013	Pesticide	Terbacil	n/a	=	98	%	EPA 525.2	-88	-88	66	140	
2012/13-3	MO-HUE	matrix spike	3/14/2013	Pesticide	Terbacil	n/a	=	5.92	µg/L	EPA 525.2	0.55	2			
2012/13-3	MO-HUE	matrix spike, rec	3/14/2013	Pesticide	Terbacil	n/a	=	118	%	EPA 525.2	-88	-88	56	159	
2012/13-3	MO-HUE	matrix spike dup	3/14/2013	Pesticide	Terbacil	n/a	=	5.28	µg/L	EPA 525.2	0.55	2			
2012/13-3	MO-HUE	matrix spike dup, rec	3/14/2013	Pesticide	Terbacil	n/a	=	106	%	EPA 525.2	-88	-88	56	159	
2012/13-3	MO-HUE	matrix spike, RPD	3/14/2013	Pesticide	Terbacil	n/a	=	11	%	EPA 525.2	-88	-88	0	30	
2012/13-3	Lab	method blank	3/14/2013	Pesticide	Thiobencarb	n/a	<	0.025	µg/L	EPA 525.2	0.025	0.2			
2012/13-3	Lab	LCS	3/14/2013	Pesticide	Thiobencarb	n/a	=	4.63	µg/L	EPA 525.2	0.025	0.2			
2012/13-3	Lab	LCS, rec	3/14/2013	Pesticide	Thiobencarb	n/a	=	93	%	EPA 525.2	-88	-88	57	162	
2012/13-3	MO-HUE	matrix spike	3/14/2013	Pesticide	Thiobencarb	n/a	=	4.8	µg/L	EPA 525.2	0.025	0.2			
2012/13-3	MO-HUE	matrix spike, rec	3/14/2013	Pesticide	Thiobencarb	n/a	=	96	%	EPA 525.2	-88	-88	71	160	
2012/13-3	MO-HUE	matrix spike dup	3/14/2013	Pesticide	Thiobencarb	n/a	=	5.28	µg/L	EPA 525.2	0.025	0.2			
2012/13-3	MO-HUE	matrix spike dup, rec	3/14/2013	Pesticide	Thiobencarb	n/a	=	106	%	EPA 525.2	-88	-88	71	160	
2012/13-3	MO-HUE	matrix spike, RPD	3/14/2013	Pesticide	Thiobencarb	n/a	=	10	%	EPA 525.2	-88	-88	0	30	
2012/13-3	Lab	method blank	3/13/2013	Pesticide	Tokuthion	n/a	<	0.0078	µg/L	EPA 525.2	0.0078	0.01			
2012/13-3	Lab	LCS	3/13/2013	Pesticide	Tokuthion	n/a	=	0.0425	µg/L	EPA 525.2	0.0078	0.01			
2012/13-3	Lab	LCS, rec	3/13/2013	Pesticide	Tokuthion	n/a	=	85	%	EPA 525.2	-88	-88	50	150	
2012/13-3	Lab	method blank	3/15/2013	Pesticide	Tokuthion	n/a	<	0.0078	µg/L	EPA 525.2	0.0078	0.01			
2012/13-3	Lab	LCS	3/15/2013	Pesticide	Tokuthion	n/a	=	0.0329	µg/L	EPA 525.2	0.0078	0.01			
2012/13-3	Lab	LCS, rec	3/15/2013	Pesticide	Tokuthion	n/a	=	66	%	EPA 525.2	-88	-88	50	150	
2012/13-3	ME-SCR	matrix spike dup	3/15/2013	Pesticide	Tokuthion	n/a	=	0.0377	µg/L	EPA 525.2	0.0078	0.01			
2012/13-3	ME-SCR	matrix spike dup, rec	3/15/2013	Pesticide	Tokuthion	n/a	=	75	%	EPA 525.2	-88	-88	50	150	
2012/13-3	ME-SCR	matrix spike, RPD	3/15/2013	Pesticide	Tokuthion	n/a	=	10	%	EPA 525.2	-88	-88	0	25	
2012/13-3	ME-SCR	matrix spike	3/15/2013	Pesticide	Tokuthion	n/a	=	0.0416	µg/L	EPA 525.2	0.0078	0.01			
2012/13-3	ME-SCR	matrix spike, rec	3/15/2013	Pesticide	Tokuthion	n/a	=	83	%	EPA 525.2	-88	-88	50	150	
2012/13-3	MO-SIM	matrix spike dup	3/13/2013	Pesticide	Tokuthion	n/a	=	0.0456	µg/L	EPA 525.2	0.0078	0.01			
2012/13-3	MO-SIM	matrix spike dup, rec	3/13/2013	Pesticide	Tokuthion	n/a	=	91	%	EPA 525.2	-88	-88	50	150	
2012/13-3	MO-SIM	matrix spike, RPD	3/13/2013	Pesticide	Tokuthion	n/a	=	11	%	EPA 525.2	-88	-88	0	25	
2012/13-3	MO-SIM	matrix spike	3/13/2013	Pesticide	Tokuthion	n/a	=	0.0507	µg/L	EPA 525.2	0.0078	0.01			
2012/13-3	MO-SIM	matrix spike, rec	3/13/2013	Pesticide	Tokuthion	n/a	=	101	%	EPA 525.2	-88	-88	50	150	
2012/13-3	Lab	method blank	3/13/2013	Pesticide	Toxaphene	n/a	<	0.12	µg/L	EPA 608	0.12	0.5			
2012/13-3	Lab	method blank	3/13/2013	Pesticide	Trichloronate	n/a	<	0.0067	µg/L	EPA 525.2	0.0067	0.01			
2012/13-3	Lab	LCS	3/13/2013	Pesticide	Trichloronate	n/a	=	0.0473	µg/L	EPA 525.2	0.0067	0.01			
2012/13-3	Lab	LCS, rec	3/13/2013	Pesticide	Trichloronate	n/a	=	95	%	EPA 525.2	-88	-88	50	150	

Appendix F
Laboratory QA/QC Analysis Results

Event ID	Site ID	QAQC Sample Type	Analysis Date	Classification	Constituent	Fraction	Sign	Result	Units	Method	MDL	RL	QA Limit		DQOComp
													Min	Max	
2012/13-3	Lab	method blank	3/15/2013	Pesticide	Trichloronate	n/a	<	0.0067	µg/L	EPA 525.2	0.0067	0.01			
2012/13-3	Lab	LCS	3/15/2013	Pesticide	Trichloronate	n/a	=	0.0408	µg/L	EPA 525.2	0.0067	0.01			
2012/13-3	Lab	LCS, rec	3/15/2013	Pesticide	Trichloronate	n/a	=	82	%	EPA 525.2	-88	-88	50	150	
2012/13-3	ME-SCR	matrix spike dup	3/15/2013	Pesticide	Trichloronate	n/a	=	0.0437	µg/L	EPA 525.2	0.0067	0.01			
2012/13-3	ME-SCR	matrix spike dup, rec	3/15/2013	Pesticide	Trichloronate	n/a	=	87	%	EPA 525.2	-88	-88	50	150	
2012/13-3	ME-SCR	matrix spike, RPD	3/15/2013	Pesticide	Trichloronate	n/a	=	7	%	EPA 525.2	-88	-88	0	25	
2012/13-3	ME-SCR	matrix spike	3/15/2013	Pesticide	Trichloronate	n/a	=	0.047	µg/L	EPA 525.2	0.0067	0.01			
2012/13-3	ME-SCR	matrix spike, rec	3/15/2013	Pesticide	Trichloronate	n/a	=	94	%	EPA 525.2	-88	-88	50	150	
2012/13-3	MO-SIM	matrix spike dup	3/13/2013	Pesticide	Trichloronate	n/a	=	0.0499	µg/L	EPA 525.2	0.0067	0.01			
2012/13-3	MO-SIM	matrix spike dup, rec	3/13/2013	Pesticide	Trichloronate	n/a	=	100	%	EPA 525.2	-88	-88	50	150	
2012/13-3	MO-SIM	matrix spike, RPD	3/13/2013	Pesticide	Trichloronate	n/a	=	6	%	EPA 525.2	-88	-88	0	25	
2012/13-3	MO-SIM	matrix spike	3/13/2013	Pesticide	Trichloronate	n/a	=	0.0528	µg/L	EPA 525.2	0.0067	0.01			
2012/13-3	MO-SIM	matrix spike, rec	3/13/2013	Pesticide	Trichloronate	n/a	=	106	%	EPA 525.2	-88	-88	50	150	
2012/13-3	Lab	method blank	3/14/2013	Pesticide	Trithion	n/a	<	0.012	µg/L	EPA 525.2	0.012	0.1			
2012/13-3	Lab	LCS	3/14/2013	Pesticide	Trithion	n/a	=	4.77	µg/L	EPA 525.2	0.012	0.1			
2012/13-3	Lab	LCS, rec	3/14/2013	Pesticide	Trithion	n/a	=	95	%	EPA 525.2	-88	-88	62	149	
2012/13-3	MO-HUE	matrix spike	3/14/2013	Pesticide	Trithion	n/a	=	4.91	µg/L	EPA 525.2	0.012	0.1			
2012/13-3	MO-HUE	matrix spike, rec	3/14/2013	Pesticide	Trithion	n/a	=	98	%	EPA 525.2	-88	-88	86	144	
2012/13-3	MO-HUE	matrix spike dup	3/14/2013	Pesticide	Trithion	n/a	=	5.45	µg/L	EPA 525.2	0.012	0.1			
2012/13-3	MO-HUE	matrix spike dup, rec	3/14/2013	Pesticide	Trithion	n/a	=	109	%	EPA 525.2	-88	-88	86	144	
2012/13-3	MO-HUE	matrix spike, RPD	3/14/2013	Pesticide	Trithion	n/a	=	10	%	EPA 525.2	-88	-88	0	30	
2012/13-4	Lab	LCS	3/19/2013	Anion	Chloride	n/a	=	3.9	mg/L	EPA 300.0	0.1	0.5			
2012/13-4	Lab	LCS, rec	3/19/2013	Anion	Chloride	n/a	=	98	%	EPA 300.0	-88	-88	90	110	
2012/13-4	Lab	method blank	3/19/2013	Anion	Chloride	n/a	<	0.1	mg/L	EPA 300.0	0.1	0.5			
2012/13-4	MO-OXN	matrix spike	3/19/2013	Anion	Chloride	n/a	=	67.7	mg/L	EPA 300.0	1	5			D
2012/13-4	MO-OXN	matrix spike dup	3/19/2013	Anion	Chloride	n/a	=	68.4	mg/L	EPA 300.0	1	5			D
2012/13-4	MO-OXN	matrix spike dup, rec	3/19/2013	Anion	Chloride	n/a	=	99	%	EPA 300.0	-88	-88	72	118	D
2012/13-4	MO-OXN	matrix spike, rec	3/19/2013	Anion	Chloride	n/a	=	97	%	EPA 300.0	-88	-88	72	118	D
2012/13-4	MO-OXN	matrix spike, RPD	3/19/2013	Anion	Chloride	n/a	=	1	%	EPA 300.0	-88	-88	0	20	D
2012/13-4	MO-THO	matrix spike	3/19/2013	Anion	Chloride	n/a	=	119	mg/L	EPA 300.0	1	5			D
2012/13-4	MO-THO	matrix spike dup	3/19/2013	Anion	Chloride	n/a	=	119	mg/L	EPA 300.0	1	5			D
2012/13-4	MO-THO	matrix spike dup, rec	3/19/2013	Anion	Chloride	n/a	=	96	%	EPA 300.0	-88	-88	72	118	D
2012/13-4	MO-THO	matrix spike, rec	3/19/2013	Anion	Chloride	n/a	=	95	%	EPA 300.0	-88	-88	72	118	D
2012/13-4	MO-THO	matrix spike, RPD	3/19/2013	Anion	Chloride	n/a	=	0.5	%	EPA 300.0	-88	-88	0	20	D
2012/13-4	Lab	LCS	3/19/2013	Anion	Fluoride	n/a	=	2.06	mg/L	EPA 300.0	0.02	0.1			
2012/13-4	Lab	LCS, rec	3/19/2013	Anion	Fluoride	n/a	=	103	%	EPA 300.0	-88	-88	90	110	
2012/13-4	Lab	method blank	3/19/2013	Anion	Fluoride	n/a	<	0.02	mg/L	EPA 300.0	0.02	0.1			
2012/13-4	MO-OXN	matrix spike	3/19/2013	Anion	Fluoride	n/a	=	20.2	mg/L	EPA 300.0	0.2	1			D
2012/13-4	MO-OXN	matrix spike dup	3/19/2013	Anion	Fluoride	n/a	=	20.3	mg/L	EPA 300.0	0.2	1			D
2012/13-4	MO-OXN	matrix spike dup, rec	3/19/2013	Anion	Fluoride	n/a	=	99	%	EPA 300.0	-88	-88	79	109	D
2012/13-4	MO-OXN	matrix spike, rec	3/19/2013	Anion	Fluoride	n/a	=	99	%	EPA 300.0	-88	-88	79	109	D
2012/13-4	MO-OXN	matrix spike, RPD	3/19/2013	Anion	Fluoride	n/a	=	0.5	%	EPA 300.0	-88	-88	0	20	D
2012/13-4	MO-THO	matrix spike	3/19/2013	Anion	Fluoride	n/a	=	19.4	mg/L	EPA 300.0	0.2	1			D
2012/13-4	MO-THO	matrix spike dup	3/19/2013	Anion	Fluoride	n/a	=	19.4	mg/L	EPA 300.0	0.2	1			D
2012/13-4	MO-THO	matrix spike dup, rec	3/19/2013	Anion	Fluoride	n/a	=	96	%	EPA 300.0	-88	-88	79	109	D
2012/13-4	MO-THO	matrix spike, rec	3/19/2013	Anion	Fluoride	n/a	=	96	%	EPA 300.0	-88	-88	79	109	D
2012/13-4	MO-THO	matrix spike, RPD	3/19/2013	Anion	Fluoride	n/a	=	0.4	%	EPA 300.0	-88	-88	0	20	D

Appendix F
Laboratory QA/QC Analysis Results

Event ID	Site ID	QAQC Sample Type	Analysis Date	Classification	Constituent	Fraction	Sign	Result	Units	Method	MDL	RL	QA Limit		DQOComp
													Min	Max	
2012/13-4	000NONPJ	matrix spike	3/20/2013	Anion	Perchlorate	n/a	=	11.2	µg/L	EPA 314.0	0.95	2			
2012/13-4	000NONPJ	matrix spike dup	3/20/2013	Anion	Perchlorate	n/a	=	11.3	µg/L	EPA 314.0	0.95	2			
2012/13-4	000NONPJ	matrix spike dup, rec	3/20/2013	Anion	Perchlorate	n/a	=	113	%	EPA 314.0	-88	-88	80	120	
2012/13-4	000NONPJ	matrix spike, rec	3/20/2013	Anion	Perchlorate	n/a	=	112	%	EPA 314.0	-88	-88	80	120	
2012/13-4	000NONPJ	matrix spike, RPD	3/20/2013	Anion	Perchlorate	n/a	=	0.8	%	EPA 314.0	-88	-88	0	15	
2012/13-4	Lab	LCS	3/19/2013	Anion	Perchlorate	n/a	=	9.44	µg/L	EPA 314.0	0.95	2			
2012/13-4	Lab	LCS, rec	3/19/2013	Anion	Perchlorate	n/a	=	94	%	EPA 314.0	-88	-88	85	115	
2012/13-4	Lab	method blank	3/19/2013	Anion	Perchlorate	n/a	<	0.95	µg/L	EPA 314.0	0.95	2			
2012/13-4	Lab	LCS	3/20/2013	Anion	Perchlorate	n/a	=	10.4	µg/L	EPA 314.0	0.95	2			
2012/13-4	Lab	LCS, rec	3/20/2013	Anion	Perchlorate	n/a	=	104	%	EPA 314.0	-88	-88	85	115	
2012/13-4	Lab	method blank	3/20/2013	Anion	Perchlorate	n/a	<	0.95	µg/L	EPA 314.0	0.95	2			
2012/13-4	MO-OXN	matrix spike	3/19/2013	Anion	Perchlorate	n/a	=	22.4	µg/L	EPA 314.0	1.9	4			D
2012/13-4	MO-OXN	matrix spike dup	3/19/2013	Anion	Perchlorate	n/a	=	23.9	µg/L	EPA 314.0	1.9	4			D
2012/13-4	MO-OXN	matrix spike dup, rec	3/19/2013	Anion	Perchlorate	n/a	=	120	%	EPA 314.0	-88	-88	80	120	D
2012/13-4	MO-OXN	matrix spike, rec	3/19/2013	Anion	Perchlorate	n/a	=	112	%	EPA 314.0	-88	-88	80	120	D
2012/13-4	MO-OXN	matrix spike, RPD	3/19/2013	Anion	Perchlorate	n/a	=	7	%	EPA 314.0	-88	-88	0	15	D
2012/13-4	000NONPJ	matrix spike	3/14/2013	Cation	Calcium	Total	=	63.4	mg/L	EPA 200.7	0.0156	0.1			
2012/13-4	000NONPJ	matrix spike, rec	3/14/2013	Cation	Calcium	Total	=	104	%	EPA 200.7	-88	-88	70	130	
2012/13-4	000NONPJ	matrix spike dup	3/14/2013	Cation	Calcium	Total	=	62.4	mg/L	EPA 200.7	0.0156	0.1			
2012/13-4	000NONPJ	matrix spike dup, rec	3/14/2013	Cation	Calcium	Total	=	102	%	EPA 200.7	-88	-88	70	130	
2012/13-4	000NONPJ	matrix spike, RPD	3/14/2013	Cation	Calcium	Total	=	2	%	EPA 200.7	-88	-88	0	30	
2012/13-4	Lab	method blank	3/14/2013	Cation	Calcium	Total	<	0.0156	mg/L	EPA 200.7	0.0156	0.1			
2012/13-4	Lab	LCS	3/14/2013	Cation	Calcium	Total	=	49.5	mg/L	EPA 200.7	0.0156	0.1			
2012/13-4	Lab	LCS, rec	3/14/2013	Cation	Calcium	Total	=	99	%	EPA 200.7	-88	-88	85	115	
2012/13-4	Lab	method blank	3/14/2013	Cation	Calcium	Total	<	0.0156	mg/L	EPA 200.7	0.0156	0.1			
2012/13-4	Lab	LCS	3/14/2013	Cation	Calcium	Total	=	50.1	mg/L	EPA 200.7	0.0156	0.1			
2012/13-4	Lab	LCS, rec	3/14/2013	Cation	Calcium	Total	=	100	%	EPA 200.7	-88	-88	85	115	
2012/13-4	MO-OXN	matrix spike	3/14/2013	Cation	Calcium	Total	=	80.4	mg/L	EPA 200.7	0.0156	0.1			
2012/13-4	MO-OXN	matrix spike, rec	3/14/2013	Cation	Calcium	Total	=	99	%	EPA 200.7	-88	-88	70	130	
2012/13-4	MO-OXN	matrix spike dup	3/14/2013	Cation	Calcium	Total	=	81.2	mg/L	EPA 200.7	0.0156	0.1			
2012/13-4	MO-OXN	matrix spike dup, rec	3/14/2013	Cation	Calcium	Total	=	101	%	EPA 200.7	-88	-88	70	130	
2012/13-4	MO-OXN	matrix spike, RPD	3/14/2013	Cation	Calcium	Total	=	1	%	EPA 200.7	-88	-88	0	30	
2012/13-4	MO-SPA	matrix spike	3/14/2013	Cation	Calcium	Total	=	69.5	mg/L	EPA 200.7	0.0156	0.1			
2012/13-4	MO-SPA	matrix spike, rec	3/14/2013	Cation	Calcium	Total	=	97	%	EPA 200.7	-88	-88	70	130	
2012/13-4	MO-SPA	matrix spike dup	3/14/2013	Cation	Calcium	Total	=	73.8	mg/L	EPA 200.7	0.0156	0.1			
2012/13-4	MO-SPA	matrix spike dup, rec	3/14/2013	Cation	Calcium	Total	=	105	%	EPA 200.7	-88	-88	70	130	
2012/13-4	MO-SPA	matrix spike, RPD	3/14/2013	Cation	Calcium	Total	=	6	%	EPA 200.7	-88	-88	0	30	
2012/13-4	MO-VEN	matrix spike	3/14/2013	Cation	Calcium	Total	=	93	mg/L	EPA 200.7	0.0156	0.1			
2012/13-4	MO-VEN	matrix spike, rec	3/14/2013	Cation	Calcium	Total	=	100	%	EPA 200.7	-88	-88	70	130	
2012/13-4	MO-VEN	matrix spike dup	3/14/2013	Cation	Calcium	Total	=	91.8	mg/L	EPA 200.7	0.0156	0.1			
2012/13-4	MO-VEN	matrix spike dup, rec	3/14/2013	Cation	Calcium	Total	=	97	%	EPA 200.7	-88	-88	70	130	
2012/13-4	MO-VEN	matrix spike, RPD	3/14/2013	Cation	Calcium	Total	=	1	%	EPA 200.7	-88	-88	0	30	
2012/13-4	000NONPJ	matrix spike	3/14/2013	Cation	Magnesium	Total	=	61	mg/L	EPA 200.7	0.0121	0.1			
2012/13-4	000NONPJ	matrix spike, rec	3/14/2013	Cation	Magnesium	Total	=	108	%	EPA 200.7	-88	-88	70	130	
2012/13-4	000NONPJ	matrix spike dup	3/14/2013	Cation	Magnesium	Total	=	59	mg/L	EPA 200.7	0.0121	0.1			
2012/13-4	000NONPJ	matrix spike dup, rec	3/14/2013	Cation	Magnesium	Total	=	104	%	EPA 200.7	-88	-88	70	130	
2012/13-4	000NONPJ	matrix spike, RPD	3/14/2013	Cation	Magnesium	Total	=	3	%	EPA 200.7	-88	-88	0	30	

Appendix F
Laboratory QA/QC Analysis Results

Event ID	Site ID	QAQC Sample Type	Analysis Date	Classification	Constituent	Fraction	Sign	Result	Units	Method	MDL	RL	QA Limit		DQOComp
													Min	Max	
2012/13-4	Lab	method blank	3/14/2013	Cation	Magnesium	Total	<	0.0121	mg/L	EPA 200.7	0.0121	0.1			
2012/13-4	Lab	LCS	3/14/2013	Cation	Magnesium	Total	=	49.3	mg/L	EPA 200.7	0.0121	0.1			
2012/13-4	Lab	LCS, rec	3/14/2013	Cation	Magnesium	Total	=	98	%	EPA 200.7	-88	-88	85	115	
2012/13-4	Lab	method blank	3/14/2013	Cation	Magnesium	Total	<	0.0121	mg/L	EPA 200.7	0.0121	0.1			
2012/13-4	Lab	LCS	3/14/2013	Cation	Magnesium	Total	=	50.6	mg/L	EPA 200.7	0.0121	0.1			
2012/13-4	Lab	LCS, rec	3/14/2013	Cation	Magnesium	Total	=	101	%	EPA 200.7	-88	-88	85	115	
2012/13-4	MO-OXN	matrix spike	3/14/2013	Cation	Magnesium	Total	=	60.1	mg/L	EPA 200.7	0.0121	0.1			
2012/13-4	MO-OXN	matrix spike, rec	3/14/2013	Cation	Magnesium	Total	=	102	%	EPA 200.7	-88	-88	70	130	
2012/13-4	MO-OXN	matrix spike dup	3/14/2013	Cation	Magnesium	Total	=	61.9	mg/L	EPA 200.7	0.0121	0.1			
2012/13-4	MO-OXN	matrix spike dup, rec	3/14/2013	Cation	Magnesium	Total	=	106	%	EPA 200.7	-88	-88	70	130	
2012/13-4	MO-OXN	matrix spike, RPD	3/14/2013	Cation	Magnesium	Total	=	3	%	EPA 200.7	-88	-88	0	30	
2012/13-4	MO-SPA	matrix spike	3/14/2013	Cation	Magnesium	Total	=	56.3	mg/L	EPA 200.7	0.0121	0.1			
2012/13-4	MO-SPA	matrix spike, rec	3/14/2013	Cation	Magnesium	Total	=	101	%	EPA 200.7	-88	-88	70	130	
2012/13-4	MO-SPA	matrix spike dup	3/14/2013	Cation	Magnesium	Total	=	59	mg/L	EPA 200.7	0.0121	0.1			
2012/13-4	MO-SPA	matrix spike dup, rec	3/14/2013	Cation	Magnesium	Total	=	107	%	EPA 200.7	-88	-88	70	130	
2012/13-4	MO-SPA	matrix spike, RPD	3/14/2013	Cation	Magnesium	Total	=	5	%	EPA 200.7	-88	-88	0	30	
2012/13-4	MO-VEN	matrix spike	3/14/2013	Cation	Magnesium	Total	=	67	mg/L	EPA 200.7	0.0121	0.1			
2012/13-4	MO-VEN	matrix spike, rec	3/14/2013	Cation	Magnesium	Total	=	103	%	EPA 200.7	-88	-88	70	130	
2012/13-4	MO-VEN	matrix spike dup	3/14/2013	Cation	Magnesium	Total	=	67.4	mg/L	EPA 200.7	0.0121	0.1			
2012/13-4	MO-VEN	matrix spike dup, rec	3/14/2013	Cation	Magnesium	Total	=	103	%	EPA 200.7	-88	-88	70	130	
2012/13-4	MO-VEN	matrix spike, RPD	3/14/2013	Cation	Magnesium	Total	=	0.5	%	EPA 200.7	-88	-88	0	30	
2012/13-4	Lab	LCS	3/22/2013	Conventional	Alkalinity as CaCO3	n/a	=	256	mg/L	SM 2320 B	0.56	10			
2012/13-4	Lab	LCS, rec	3/22/2013	Conventional	Alkalinity as CaCO3	n/a	=	102	%	SM 2320 B	-88	-88	94	108	
2012/13-4	Lab	method blank	3/22/2013	Conventional	Alkalinity as CaCO3	n/a	<	0.56	mg/L	SM 2320 B	0.56	10			
2012/13-4	MO-OXN	lab duplicate	3/22/2013	Conventional	Alkalinity as CaCO3	n/a	=	60.8	mg/L	SM 2320 B	0.56	10		15	
2012/13-4	MO-OXN	lab duplicate, RPD	3/22/2013	Conventional	Alkalinity as CaCO3	n/a	=	0.8	%	SM 2320 B	-88	-88		15	
2012/13-4	Lab	LCS	3/14/2013	Conventional	BOD	n/a	=	196	mg/L	SM 5210 B	0.1	2			
2012/13-4	Lab	LCS, rec	3/14/2013	Conventional	BOD	n/a	=	99	%	SM 5210 B	-88	-88	85	115	
2012/13-4	MO-OXN	lab duplicate	3/14/2013	Conventional	BOD	n/a	=	36.4	mg/L	SM 5210 B	0.1	2		20	
2012/13-4	MO-OXN	lab duplicate, RPD	3/14/2013	Conventional	BOD	n/a	=	1	%	SM 5210 B	-88	-88		20	
2012/13-4	000NONPJ	lab duplicate	3/20/2013	Conventional	COD	n/a	=	8760	mg/L	EPA 410.4	3.6	25			D
2012/13-4	000NONPJ	lab duplicate, RPD	3/20/2013	Conventional	COD	n/a	=	2	%	EPA 410.4	-88	-88		15	D
2012/13-4	000NONPJ	matrix spike	3/20/2013	Conventional	COD	n/a	=	258	mg/L	EPA 410.4	1.5	10			D
2012/13-4	000NONPJ	matrix spike dup	3/20/2013	Conventional	COD	n/a	=	251	mg/L	EPA 410.4	1.5	10			D
2012/13-4	000NONPJ	matrix spike dup, rec	3/20/2013	Conventional	COD	n/a	=	93	%	EPA 410.4	-88	-88	90	110	D
2012/13-4	000NONPJ	matrix spike, rec	3/20/2013	Conventional	COD	n/a	=	96	%	EPA 410.4	-88	-88	90	110	D
2012/13-4	000NONPJ	matrix spike, RPD	3/20/2013	Conventional	COD	n/a	=	2	%	EPA 410.4	-88	-88	0	15	D
2012/13-4	Lab	LCS	3/20/2013	Conventional	COD	n/a	=	100	mg/L	EPA 410.4	0.73	5			
2012/13-4	Lab	LCS, rec	3/20/2013	Conventional	COD	n/a	=	100	%	EPA 410.4	-88	-88	90	110	
2012/13-4	Lab	method blank	3/20/2013	Conventional	COD	n/a	<	0.73	mg/L	EPA 410.4	0.73	5			
2012/13-4	MO-OXN	matrix spike	3/20/2013	Conventional	COD	n/a	=	2090	mg/L	EPA 410.4	1.5	10			D
2012/13-4	MO-OXN	matrix spike dup	3/20/2013	Conventional	COD	n/a	=	2090	mg/L	EPA 410.4	1.5	10			D
2012/13-4	MO-OXN	matrix spike dup, rec	3/20/2013	Conventional	COD	n/a	=	95	%	EPA 410.4	-88	-88	90	110	D
2012/13-4	MO-OXN	matrix spike, rec	3/20/2013	Conventional	COD	n/a	=	95	%	EPA 410.4	-88	-88	90	110	D
2012/13-4	MO-OXN	matrix spike, RPD	3/20/2013	Conventional	COD	n/a	=	0.1	%	EPA 410.4	-88	-88	0	15	D
2012/13-4	Lab	method blank	3/22/2013	Conventional	Cyanide	Total	<	0.0027	mg/L	EPA 335.4	0.0027	0.005			
2012/13-4	Lab	LCS	3/22/2013	Conventional	Cyanide	Total	=	0.0448	mg/L	EPA 335.4	0.0027	0.005			

Appendix F
Laboratory QA/QC Analysis Results

Event ID	Site ID	QAQC Sample Type	Analysis Date	Classification	Constituent	Fraction	Sign	Result	Units	Method	MDL	RL	QA Limit		DQOComp
													Min	Max	
2012/13-4	Lab	LCS, rec	3/22/2013	Conventional	Cyanide	Total	=	99	%	EPA 335.4	-88	-88	90	110	
2012/13-4	Lab	method blank	3/22/2013	Conventional	Cyanide	Total	<	0.0027	mg/L	EPA 335.4	0.0027	0.005			
2012/13-4	Lab	LCS	3/22/2013	Conventional	Cyanide	Total	=	0.0454	mg/L	EPA 335.4	0.0027	0.005			
2012/13-4	Lab	LCS, rec	3/22/2013	Conventional	Cyanide	Total	=	101	%	EPA 335.4	-88	-88	90	110	
2012/13-4	ME-SCR	matrix spike	3/22/2013	Conventional	Cyanide	Total	=	0.0834	mg/L	EPA 335.4	0.0027	0.005			
2012/13-4	ME-SCR	matrix spike, rec	3/22/2013	Conventional	Cyanide	Total	=	92	%	EPA 335.4	-88	-88	90	110	
2012/13-4	ME-SCR	matrix spike dup	3/22/2013	Conventional	Cyanide	Total	=	0.0898	mg/L	EPA 335.4	0.0027	0.005			
2012/13-4	ME-SCR	matrix spike dup, rec	3/22/2013	Conventional	Cyanide	Total	=	100	%	EPA 335.4	-88	-88	90	110	
2012/13-4	ME-SCR	matrix spike, RPD	3/22/2013	Conventional	Cyanide	Total	=	7	%	EPA 335.4	-88	-88	0	20	
2012/13-4	ME-VR2	matrix spike	3/22/2013	Conventional	Cyanide	Total	=	0.0885	mg/L	EPA 335.4	0.0027	0.005			
2012/13-4	ME-VR2	matrix spike dup	3/22/2013	Conventional	Cyanide	Total	=	0.0885	mg/L	EPA 335.4	0.0027	0.005			
2012/13-4	ME-VR2	matrix spike dup, rec	3/22/2013	Conventional	Cyanide	Total	=	98	%	EPA 335.4	-88	-88	90	110	
2012/13-4	ME-VR2	matrix spike, rec	3/22/2013	Conventional	Cyanide	Total	=	98	%	EPA 335.4	-88	-88	90	110	
2012/13-4	ME-VR2	matrix spike, RPD	3/22/2013	Conventional	Cyanide	Total	=	0	%	EPA 335.4	-88	-88	0	20	
2012/13-4	MO-HUE	matrix spike	3/22/2013	Conventional	Cyanide	Total	=	0.0897	mg/L	EPA 335.4	0.0027	0.005			
2012/13-4	MO-HUE	matrix spike, rec	3/22/2013	Conventional	Cyanide	Total	=	99	%	EPA 335.4	-88	-88	90	110	
2012/13-4	MO-HUE	matrix spike dup	3/22/2013	Conventional	Cyanide	Total	=	0.0902	mg/L	EPA 335.4	0.0027	0.005			
2012/13-4	MO-HUE	matrix spike dup, rec	3/22/2013	Conventional	Cyanide	Total	=	100	%	EPA 335.4	-88	-88	90	110	
2012/13-4	MO-HUE	matrix spike, RPD	3/22/2013	Conventional	Cyanide	Total	=	0.6	%	EPA 335.4	-88	-88	0	20	
2012/13-4	MO-THO	matrix spike	3/22/2013	Conventional	Cyanide	Total	=	0.0896	mg/L	EPA 335.4	0.0027	0.005			
2012/13-4	MO-THO	matrix spike dup	3/22/2013	Conventional	Cyanide	Total	=	0.0912	mg/L	EPA 335.4	0.0027	0.005			
2012/13-4	MO-THO	matrix spike dup, rec	3/22/2013	Conventional	Cyanide	Total	=	101	%	EPA 335.4	-88	-88	90	110	
2012/13-4	MO-THO	matrix spike, rec	3/22/2013	Conventional	Cyanide	Total	=	99	%	EPA 335.4	-88	-88	90	110	
2012/13-4	MO-THO	matrix spike, RPD	3/22/2013	Conventional	Cyanide	Total	=	2	%	EPA 335.4	-88	-88	0	20	
2012/13-4	Lab	LCS	3/9/2013	Conventional	MBAS	n/a	=	0.188	mg/L	SM 5540 C	0.019	0.05			
2012/13-4	Lab	LCS, rec	3/9/2013	Conventional	MBAS	n/a	=	94	%	SM 5540 C	-88	-88	79	113	
2012/13-4	Lab	method blank	3/9/2013	Conventional	MBAS	n/a	<	0.019	mg/L	SM 5540 C	0.019	0.05			
2012/13-4	MO-OXN	matrix spike	3/9/2013	Conventional	MBAS	n/a	=	6.05	mg/L	SM 5540 C	0.38	1			D
2012/13-4	MO-OXN	matrix spike dup	3/9/2013	Conventional	MBAS	n/a	=	6.01	mg/L	SM 5540 C	0.38	1			D
2012/13-4	MO-OXN	matrix spike dup, rec	3/9/2013	Conventional	MBAS	n/a	=	99	%	SM 5540 C	-88	-88	77	118	D
2012/13-4	MO-OXN	matrix spike, rec	3/9/2013	Conventional	MBAS	n/a	=	100	%	SM 5540 C	-88	-88	77	118	D
2012/13-4	MO-OXN	matrix spike, RPD	3/9/2013	Conventional	MBAS	n/a	=	0.7	%	SM 5540 C	-88	-88	0	20	D
2012/13-4	000NONPJ	matrix spike	4/3/2013	Conventional	Phenolics	n/a	=	0.314	mg/L	EPA 420.4	0.0042	0.01			
2012/13-4	000NONPJ	matrix spike, rec	4/3/2013	Conventional	Phenolics	n/a	=	103	%	EPA 420.4	-88	-88	90	110	
2012/13-4	000NONPJ	matrix spike dup	4/3/2013	Conventional	Phenolics	n/a	=	0.312	mg/L	EPA 420.4	0.0042	0.01			
2012/13-4	000NONPJ	matrix spike dup, rec	4/3/2013	Conventional	Phenolics	n/a	=	102	%	EPA 420.4	-88	-88	90	110	
2012/13-4	000NONPJ	matrix spike, RPD	4/3/2013	Conventional	Phenolics	n/a	=	0.4	%	EPA 420.4	-88	-88	0	20	
2012/13-4	Lab	LCS	3/26/2013	Conventional	Phenolics	n/a	=	0.0963	mg/L	EPA 420.4	0.0042	0.01			
2012/13-4	Lab	LCS, rec	3/26/2013	Conventional	Phenolics	n/a	=	96	%	EPA 420.4	-88	-88	90	110	
2012/13-4	Lab	method blank	3/26/2013	Conventional	Phenolics	n/a	<	0.0042	mg/L	EPA 420.4	0.0042	0.01			
2012/13-4	Lab	LCS	4/3/2013	Conventional	Phenolics	n/a	=	0.0969	mg/L	EPA 420.4	0.0042	0.01			
2012/13-4	Lab	LCS, rec	4/3/2013	Conventional	Phenolics	n/a	=	97	%	EPA 420.4	-88	-88	90	110	
2012/13-4	Lab	method blank	4/3/2013	Conventional	Phenolics	n/a	<	0.0042	mg/L	EPA 420.4	0.0042	0.01			
2012/13-4	Lab	LCS	4/3/2013	Conventional	Phenolics	n/a	=	0.0902	mg/L	EPA 420.4	0.0042	0.01			
2012/13-4	Lab	LCS, rec	4/3/2013	Conventional	Phenolics	n/a	=	90	%	EPA 420.4	-88	-88	90	110	
2012/13-4	Lab	method blank	4/3/2013	Conventional	Phenolics	n/a	<	0.0042	mg/L	EPA 420.4	0.0042	0.01			
2012/13-4	MO-FIL	matrix spike	3/26/2013	Conventional	Phenolics	n/a	=	0.316	mg/L	EPA 420.4	0.0042	0.01			

Appendix F
Laboratory QA/QC Analysis Results

Event ID	Site ID	QAQC Sample Type	Analysis Date	Classification	Constituent	Fraction	Sign	Result	Units	Method	MDL	RL	QA Limit		DQOComp
													Min	Max	
2012/13-4	MO-FIL	matrix spike, rec	3/26/2013	Conventional	Phenolics	n/a	=	93	%	EPA 420.4	-88	-88	90	110	
2012/13-4	MO-FIL	matrix spike dup	3/26/2013	Conventional	Phenolics	n/a	=	0.319	mg/L	EPA 420.4	0.0042	0.01			
2012/13-4	MO-FIL	matrix spike dup, rec	3/26/2013	Conventional	Phenolics	n/a	=	94	%	EPA 420.4	-88	-88	90	110	
2012/13-4	MO-FIL	matrix spike, RPD	3/26/2013	Conventional	Phenolics	n/a	=	0.9	%	EPA 420.4	-88	-88	0	20	
2012/13-4	MO-OXN	matrix spike	4/3/2013	Conventional	Phenolics	n/a	=	0.344	mg/L	EPA 420.4	0.0042	0.01			
2012/13-4	MO-OXN	matrix spike, rec	4/3/2013	Conventional	Phenolics	n/a	=	108	%	EPA 420.4	-88	-88	90	110	
2012/13-4	MO-OXN	matrix spike dup	4/3/2013	Conventional	Phenolics	n/a	=	0.332	mg/L	EPA 420.4	0.0042	0.01			
2012/13-4	MO-OXN	matrix spike dup, rec	4/3/2013	Conventional	Phenolics	n/a	=	103	%	EPA 420.4	-88	-88	90	110	
2012/13-4	MO-OXN	matrix spike, RPD	4/3/2013	Conventional	Phenolics	n/a	=	3	%	EPA 420.4	-88	-88	0	20	
2012/13-4	Lab	LCS	3/18/2013	Conventional	Specific Conductance	n/a	=	205	µmhos/cm	SM 2510 B	0.23	2			
2012/13-4	Lab	LCS, rec	3/18/2013	Conventional	Specific Conductance	n/a	=	102	%	SM 2510 B	-88	-88	95	105	
2012/13-4	Lab	method blank	3/18/2013	Conventional	Specific Conductance	n/a	DNQ	0.39	µmhos/cm	SM 2510 B	0.23	2			IP
2012/13-4	MO-OXN	lab duplicate	3/18/2013	Conventional	Specific Conductance	n/a	=	389	µmhos/cm	SM 2510 B	0.23	2		4.28	
2012/13-4	MO-OXN	lab duplicate, RPD	3/18/2013	Conventional	Specific Conductance	n/a	=	0.8	%	SM 2510 B	-88	-88		5	
2012/13-4	Lab	LCS	3/9/2013	Conventional	Total Chlorine Residual	n/a	=	0.198	mg/L	SM 4500-Cl G	0.0015	0.05			
2012/13-4	Lab	LCS, rec	3/9/2013	Conventional	Total Chlorine Residual	n/a	=	99	%	SM 4500-Cl G	-88	-88	82	112	
2012/13-4	Lab	method blank	3/9/2013	Conventional	Total Chlorine Residual	n/a	<	0.0015	mg/L	SM 4500-Cl G	0.0015	0.05			
2012/13-4	ME-CC	matrix spike	3/9/2013	Conventional	Total Chlorine Residual	n/a	=	0.173	mg/L	SM 4500-Cl G	0.0015	0.05			
2012/13-4	ME-CC	matrix spike dup	3/9/2013	Conventional	Total Chlorine Residual	n/a	=	0.193	mg/L	SM 4500-Cl G	0.0015	0.05			
2012/13-4	ME-CC	matrix spike dup, rec	3/9/2013	Conventional	Total Chlorine Residual	n/a	=	97	%	SM 4500-Cl G	-88	-88	65	128	
2012/13-4	ME-CC	matrix spike, rec	3/9/2013	Conventional	Total Chlorine Residual	n/a	=	86	%	SM 4500-Cl G	-88	-88	65	128	
2012/13-4	ME-CC	matrix spike, RPD	3/9/2013	Conventional	Total Chlorine Residual	n/a	=	11	%	SM 4500-Cl G	-88	-88	0	15	
2012/13-4	000NONPJ	lab duplicate	3/12/2013	Conventional	Total Dissolved Solids	n/a	=	474	mg/L	SM 2540 C	4	10		10	
2012/13-4	000NONPJ	lab duplicate, RPD	3/12/2013	Conventional	Total Dissolved Solids	n/a	=	2	%	SM 2540 C	-88	-88		10	
2012/13-4	Lab	LCS	3/12/2013	Conventional	Total Dissolved Solids	n/a	=	813	mg/L	SM 2540 C	4	10			
2012/13-4	Lab	LCS, rec	3/12/2013	Conventional	Total Dissolved Solids	n/a	=	99	%	SM 2540 C	-88	-88	91	104	
2012/13-4	Lab	method blank	3/12/2013	Conventional	Total Dissolved Solids	n/a	<	4	mg/L	SM 2540 C	4	10			
2012/13-4	MO-OXN	lab duplicate	3/12/2013	Conventional	Total Dissolved Solids	n/a	=	278	mg/L	SM 2540 C	4	10		10	
2012/13-4	MO-OXN	lab duplicate, RPD	3/12/2013	Conventional	Total Dissolved Solids	n/a	=	4	%	SM 2540 C	-88	-88		10	
2012/13-4	000NONPJ	matrix spike	3/14/2013	Conventional	Total Organic Carbon	n/a	=	8.34	mg/L	SM 5310 C	0.009	0.3			
2012/13-4	000NONPJ	matrix spike dup	3/14/2013	Conventional	Total Organic Carbon	n/a	=	8.42	mg/L	SM 5310 C	0.009	0.3			
2012/13-4	000NONPJ	matrix spike dup, rec	3/14/2013	Conventional	Total Organic Carbon	n/a	=	108	%	SM 5310 C	-88	-88	77	114	
2012/13-4	000NONPJ	matrix spike, rec	3/14/2013	Conventional	Total Organic Carbon	n/a	=	106	%	SM 5310 C	-88	-88	77	114	
2012/13-4	000NONPJ	matrix spike, RPD	3/14/2013	Conventional	Total Organic Carbon	n/a	=	1	%	SM 5310 C	-88	-88	0	10	
2012/13-4	Lab	LCS	3/14/2013	Conventional	Total Organic Carbon	n/a	=	5.08	mg/L	SM 5310 C	0.009	0.3			
2012/13-4	Lab	LCS, rec	3/14/2013	Conventional	Total Organic Carbon	n/a	=	102	%	SM 5310 C	-88	-88	85	115	
2012/13-4	Lab	method blank	3/14/2013	Conventional	Total Organic Carbon	n/a	DNQ	0.0127	mg/L	SM 5310 C	0.009	0.3			IP
2012/13-4	Lab	LCS	3/17/2013	Conventional	Total Organic Carbon	n/a	=	4.86	mg/L	SM 5310 C	0.009	0.3			
2012/13-4	Lab	LCS, rec	3/17/2013	Conventional	Total Organic Carbon	n/a	=	97	%	SM 5310 C	-88	-88	85	115	
2012/13-4	Lab	method blank	3/17/2013	Conventional	Total Organic Carbon	n/a	DNQ	0.0289	mg/L	SM 5310 C	0.009	0.3			IP
2012/13-4	MO-OXN	matrix spike	3/17/2013	Conventional	Total Organic Carbon	n/a	=	139	mg/L	SM 5310 C	0.18	6			D
2012/13-4	MO-OXN	matrix spike dup	3/17/2013	Conventional	Total Organic Carbon	n/a	=	143	mg/L	SM 5310 C	0.18	6			D
2012/13-4	MO-OXN	matrix spike dup, rec	3/17/2013	Conventional	Total Organic Carbon	n/a	=	104	%	SM 5310 C	-88	-88	77	114	D
2012/13-4	MO-OXN	matrix spike, rec	3/17/2013	Conventional	Total Organic Carbon	n/a	=	100	%	SM 5310 C	-88	-88	77	114	D
2012/13-4	MO-OXN	matrix spike, RPD	3/17/2013	Conventional	Total Organic Carbon	n/a	=	2	%	SM 5310 C	-88	-88	0	10	D
2012/13-4	000NONPJ	lab duplicate	3/12/2013	Conventional	Total Suspended Solids	n/a	=	510	mg/L	SM 2540 D	5	5			
2012/13-4	000NONPJ	lab duplicate, RPD	3/12/2013	Conventional	Total Suspended Solids	n/a	=	0	%	SM 2540 D	-88	-88		20	

Appendix F
Laboratory QA/QC Analysis Results

Event ID	Site ID	QAQC Sample Type	Analysis Date	Classification	Constituent	Fraction	Sign	Result	Units	Method	MDL	RL	QA Limit		DQOComp
													Min	Max	
2012/13-4	Lab	method blank	3/12/2013	Conventional	Total Suspended Solids	n/a	<	5	mg/L	SM 2540 D	5	5			
2012/13-4	MO-OXN	lab duplicate	3/12/2013	Conventional	Total Suspended Solids	n/a	=	55	mg/L	SM 2540 D	5	5		20	
2012/13-4	MO-OXN	lab duplicate, RPD	3/12/2013	Conventional	Total Suspended Solids	n/a	=	18	%	SM 2540 D	-88	-88		20	
2012/13-4	Lab	LCS	3/9/2013	Conventional	Turbidity	n/a	=	22.3	NTU	EPA 180.1	0.024	0.1			
2012/13-4	Lab	LCS, rec	3/9/2013	Conventional	Turbidity	n/a	=	100	%	EPA 180.1	-88	-88	90	110	
2012/13-4	Lab	method blank	3/9/2013	Conventional	Turbidity	n/a	<	0.024	NTU	EPA 180.1	0.024	0.1			
2012/13-4	MO-OXN	lab duplicate	3/9/2013	Conventional	Turbidity	n/a	=	49	NTU	EPA 180.1	0.12	0.5		10	D
2012/13-4	MO-OXN	lab duplicate, RPD	3/9/2013	Conventional	Turbidity	n/a	=	6	%	EPA 180.1	-88	-88		10	D
2012/13-4	000NONPJ	lab duplicate	3/12/2013	Conventional	Volatile Suspended Solids	n/a	=	240	mg/L	EPA 160.4	3.1	5		15	
2012/13-4	000NONPJ	lab duplicate, RPD	3/12/2013	Conventional	Volatile Suspended Solids	n/a	=	3	%	EPA 160.4	-88	-88		15	
2012/13-4	Lab	method blank	3/12/2013	Conventional	Volatile Suspended Solids	n/a	<	3.1	mg/L	EPA 160.4	3.1	5			
2012/13-4	MO-OXN	lab duplicate	3/12/2013	Conventional	Volatile Suspended Solids	n/a	=	25	mg/L	EPA 160.4	3.1	5		15	
2012/13-4	MO-OXN	lab duplicate, RPD	3/12/2013	Conventional	Volatile Suspended Solids	n/a	=	11	%	EPA 160.4	-88	-88		15	
2012/13-4	Lab	LCS	3/14/2013	Hydrocarbon	Oil and Grease	n/a	DNQ	4.8	mg/L	EPA 1664A	1.3	5			
2012/13-4	Lab	LCS	3/14/2013	Hydrocarbon	Oil and Grease	n/a	=	17.2	mg/L	EPA 1664A	1.3	5			
2012/13-4	Lab	LCS dup	3/14/2013	Hydrocarbon	Oil and Grease	n/a	=	16.9	mg/L	EPA 1664A	1.3	5			
2012/13-4	Lab	LCS dup, rec	3/14/2013	Hydrocarbon	Oil and Grease	n/a	=	84	%	EPA 1664A	-88	-88	78	114	
2012/13-4	Lab	LCS, rec	3/14/2013	Hydrocarbon	Oil and Grease	n/a	=	96	%	EPA 1664A	-88	-88	78	114	
2012/13-4	Lab	LCS, rec	3/14/2013	Hydrocarbon	Oil and Grease	n/a	=	86	%	EPA 1664A	-88	-88	78	114	
2012/13-4	Lab	LCS, RPD	3/14/2013	Hydrocarbon	Oil and Grease	n/a	=	2	%	EPA 1664A	-88	-88	0	18	
2012/13-4	Lab	method blank	3/14/2013	Hydrocarbon	Oil and Grease	n/a	<	1.3	mg/L	EPA 1664A	1.3	5			
2012/13-4	Lab	LCS	3/19/2013	Hydrocarbon	Oil and Grease	n/a	=	5.2	mg/L	EPA 1664A	1.3	5			
2012/13-4	Lab	LCS	3/19/2013	Hydrocarbon	Oil and Grease	n/a	=	19.1	mg/L	EPA 1664A	1.3	5			
2012/13-4	Lab	LCS dup	3/19/2013	Hydrocarbon	Oil and Grease	n/a	=	17.9	mg/L	EPA 1664A	1.3	5			
2012/13-4	Lab	LCS dup, rec	3/19/2013	Hydrocarbon	Oil and Grease	n/a	=	90	%	EPA 1664A	-88	-88	78	114	
2012/13-4	Lab	LCS, rec	3/19/2013	Hydrocarbon	Oil and Grease	n/a	=	96	%	EPA 1664A	-88	-88	78	114	
2012/13-4	Lab	LCS, rec	3/19/2013	Hydrocarbon	Oil and Grease	n/a	=	104	%	EPA 1664A	-88	-88	78	114	
2012/13-4	Lab	LCS, RPD	3/19/2013	Hydrocarbon	Oil and Grease	n/a	=	6	%	EPA 1664A	-88	-88	0	18	
2012/13-4	Lab	method blank	3/19/2013	Hydrocarbon	Oil and Grease	n/a	<	1.3	mg/L	EPA 1664A	1.3	5			
2012/13-4	ME-VR2	matrix spike	3/19/2013	Hydrocarbon	Oil and Grease	n/a	=	22.6	mg/L	EPA 1664A	1.3	5			
2012/13-4	ME-VR2	matrix spike, rec	3/19/2013	Hydrocarbon	Oil and Grease	n/a	=	79	%	EPA 1664A	-88	-88	78	114	
2012/13-4	MO-HUE	matrix spike	3/14/2013	Hydrocarbon	Oil and Grease	n/a	=	21.3	mg/L	EPA 1664A	1.3	5			
2012/13-4	MO-HUE	matrix spike, rec	3/14/2013	Hydrocarbon	Oil and Grease	n/a	=	91	%	EPA 1664A	-88	-88	78	114	
2012/13-4	000NONPJ	matrix spike	3/28/2013	Hydrocarbon	TPH	n/a	=	9.6	mg/L	EPA 1664A	1.9	5			QAX
2012/13-4	000NONPJ	matrix spike dup	3/28/2013	Hydrocarbon	TPH	n/a	=	9.1	mg/L	EPA 1664A	1.9	5			QAX
2012/13-4	000NONPJ	matrix spike dup, rec	3/28/2013	Hydrocarbon	TPH	n/a	=	81	%	EPA 1664A	-88	-88			QAX
2012/13-4	000NONPJ	matrix spike, rec	3/28/2013	Hydrocarbon	TPH	n/a	=	87	%	EPA 1664A	-88	-88			QAX
2012/13-4	000NONPJ	matrix spike, RPD	3/28/2013	Hydrocarbon	TPH	n/a	=	5	%	EPA 1664A	-88	-88	0		QAX
2012/13-4	Lab	method blank	3/14/2013	Hydrocarbon	TPH	n/a	<	1.9	mg/L	EPA 1664A	1.9	5			
2012/13-4	Lab	LCS	3/28/2013	Hydrocarbon	TPH	n/a	DNQ	2.2	mg/L	EPA 1664A	1.9	5			
2012/13-4	Lab	LCS	3/28/2013	Hydrocarbon	TPH	n/a	=	7.4	mg/L	EPA 1664A	1.9	5			
2012/13-4	Lab	LCS, rec	3/28/2013	Hydrocarbon	TPH	n/a	=	74	%	EPA 1664A	-88	-88			
2012/13-4	Lab	LCS, rec	3/28/2013	Hydrocarbon	TPH	n/a	=	88	%	EPA 1664A	-88	-88			
2012/13-4	Lab	method blank	3/28/2013	Hydrocarbon	TPH	n/a	<	1.9	mg/L	EPA 1664A	1.9	5			
2012/13-4	Lab	method blank	3/22/2013	Metal	Aluminum	Dissolved	DNQ	1.52	µg/L	EPA 200.8	0.61	5			IP
2012/13-4	Lab	LCS	3/22/2013	Metal	Aluminum	Dissolved	=	51.9	µg/L	EPA 200.8	0.61	5			
2012/13-4	Lab	LCS, rec	3/22/2013	Metal	Aluminum	Dissolved	=	104	%	EPA 200.8	-88	-88	85	115	

Appendix F
Laboratory QA/QC Analysis Results

Event ID	Site ID	QAQC Sample Type	Analysis Date	Classification	Constituent	Fraction	Sign	Result	Units	Method	MDL	RL	QA Limit		DQOComp
													Min	Max	
2012/13-4	Lab	method blank	4/1/2013	Metal	Aluminum	Dissolved	DNQ	1.34	µg/L	EPA 200.8	0.61	5			IP
2012/13-4	Lab	LCS	4/1/2013	Metal	Aluminum	Dissolved	=	51.2	µg/L	EPA 200.8	0.61	5			
2012/13-4	Lab	LCS, rec	4/1/2013	Metal	Aluminum	Dissolved	=	102	%	EPA 200.8	-88	-88	85	115	
2012/13-4	000NONPJ	matrix spike	3/22/2013	Metal	Aluminum	Total	=	52.1	µg/L	EPA 200.8	2.1	5			
2012/13-4	000NONPJ	matrix spike, rec	3/22/2013	Metal	Aluminum	Total	=	104	%	EPA 200.8	-88	-88	70	130	
2012/13-4	000NONPJ	matrix spike dup	3/22/2013	Metal	Aluminum	Total	=	52	µg/L	EPA 200.8	2.1	5			
2012/13-4	000NONPJ	matrix spike dup, rec	3/22/2013	Metal	Aluminum	Total	=	104	%	EPA 200.8	-88	-88	70	130	
2012/13-4	000NONPJ	matrix spike, RPD	3/22/2013	Metal	Aluminum	Total	=	0.2	%	EPA 200.8	-88	-88	0	30	
2012/13-4	Lab	method blank	3/22/2013	Metal	Aluminum	Total	<	2.1	µg/L	EPA 200.8	2.1	5			
2012/13-4	Lab	LCS	3/22/2013	Metal	Aluminum	Total	=	51.9	µg/L	EPA 200.8	2.1	5			
2012/13-4	Lab	LCS, rec	3/22/2013	Metal	Aluminum	Total	=	104	%	EPA 200.8	-88	-88	85	115	
2012/13-4	Lab	method blank	4/1/2013	Metal	Aluminum	Total	<	2.1	µg/L	EPA 200.8	2.1	5			
2012/13-4	Lab	LCS	4/1/2013	Metal	Aluminum	Total	=	51.2	µg/L	EPA 200.8	2.1	5			
2012/13-4	Lab	LCS, rec	4/1/2013	Metal	Aluminum	Total	=	102	%	EPA 200.8	-88	-88	85	115	
2012/13-4	ME-VR2	matrix spike	4/1/2013	Metal	Aluminum	Total	=	597	µg/L	EPA 200.8	2.1	5			
2012/13-4	ME-VR2	matrix spike, rec	4/1/2013	Metal	Aluminum	Total	=	114	%	EPA 200.8	-88	-88	70	130	
2012/13-4	ME-VR2	matrix spike dup	4/1/2013	Metal	Aluminum	Total	=	591	µg/L	EPA 200.8	2.1	5			
2012/13-4	ME-VR2	matrix spike dup, rec	4/1/2013	Metal	Aluminum	Total	=	102	%	EPA 200.8	-88	-88	70	130	
2012/13-4	ME-VR2	matrix spike, RPD	4/1/2013	Metal	Aluminum	Total	=	1	%	EPA 200.8	-88	-88	0	30	
2012/13-4	MO-CAM	matrix spike	4/1/2013	Metal	Aluminum	Total	=	1490	µg/L	EPA 200.8	2.1	5			
2012/13-4	MO-CAM	matrix spike, rec	4/1/2013	Metal	Aluminum	Total	=	70	%	EPA 200.8	-88	-88	70	130	
2012/13-4	MO-CAM	matrix spike dup	4/1/2013	Metal	Aluminum	Total	=	1500	µg/L	EPA 200.8	2.1	5			
2012/13-4	MO-CAM	matrix spike dup, rec	4/1/2013	Metal	Aluminum	Total	=	74	%	EPA 200.8	-88	-88	70	130	
2012/13-4	MO-CAM	matrix spike, RPD	4/1/2013	Metal	Aluminum	Total	=	0.1	%	EPA 200.8	-88	-88	0	30	
2012/13-4	MO-OXN	matrix spike	3/22/2013	Metal	Aluminum	Total	=	980	µg/L	EPA 200.8	2.1	5			
2012/13-4	MO-OXN	matrix spike, rec	3/22/2013	Metal	Aluminum	Total	=	106	%	EPA 200.8	-88	-88	70	130	
2012/13-4	MO-OXN	matrix spike dup	3/22/2013	Metal	Aluminum	Total	=	994	µg/L	EPA 200.8	2.1	5			GB
2012/13-4	MO-OXN	matrix spike dup, rec	3/22/2013	Metal	Aluminum	Total	=	135	%	EPA 200.8	-88	-88	70	130	GB
2012/13-4	MO-OXN	matrix spike, RPD	3/22/2013	Metal	Aluminum	Total	=	1	%	EPA 200.8	-88	-88	0	30	
2012/13-4	Lab	method blank	3/22/2013	Metal	Antimony	Dissolved	<	0.04	µg/L	EPA 200.8	0.04	0.5			
2012/13-4	Lab	LCS	3/22/2013	Metal	Antimony	Dissolved	=	50.8	µg/L	EPA 200.8	0.04	0.5			
2012/13-4	Lab	LCS, rec	3/22/2013	Metal	Antimony	Dissolved	=	102	%	EPA 200.8	-88	-88	85	115	
2012/13-4	Lab	method blank	4/1/2013	Metal	Antimony	Dissolved	<	0.04	µg/L	EPA 200.8	0.04	0.5			
2012/13-4	Lab	LCS	4/1/2013	Metal	Antimony	Dissolved	=	50.7	µg/L	EPA 200.8	0.04	0.5			
2012/13-4	Lab	LCS, rec	4/1/2013	Metal	Antimony	Dissolved	=	101	%	EPA 200.8	-88	-88	85	115	
2012/13-4	000NONPJ	matrix spike	3/22/2013	Metal	Antimony	Total	=	49.5	µg/L	EPA 200.8	0.04	0.5			
2012/13-4	000NONPJ	matrix spike, rec	3/22/2013	Metal	Antimony	Total	=	99	%	EPA 200.8	-88	-88	70	130	
2012/13-4	000NONPJ	matrix spike dup	3/22/2013	Metal	Antimony	Total	=	49.5	µg/L	EPA 200.8	0.04	0.5			
2012/13-4	000NONPJ	matrix spike dup, rec	3/22/2013	Metal	Antimony	Total	=	99	%	EPA 200.8	-88	-88	70	130	
2012/13-4	000NONPJ	matrix spike, RPD	3/22/2013	Metal	Antimony	Total	=	0.06	%	EPA 200.8	-88	-88	0	30	
2012/13-4	Lab	method blank	3/22/2013	Metal	Antimony	Total	<	0.04	µg/L	EPA 200.8	0.04	0.5			
2012/13-4	Lab	LCS	3/22/2013	Metal	Antimony	Total	=	50.8	µg/L	EPA 200.8	0.04	0.5			
2012/13-4	Lab	LCS, rec	3/22/2013	Metal	Antimony	Total	=	102	%	EPA 200.8	-88	-88	85	115	
2012/13-4	Lab	method blank	4/1/2013	Metal	Antimony	Total	<	0.04	µg/L	EPA 200.8	0.04	0.5			
2012/13-4	Lab	LCS	4/1/2013	Metal	Antimony	Total	=	50.7	µg/L	EPA 200.8	0.04	0.5			
2012/13-4	Lab	LCS, rec	4/1/2013	Metal	Antimony	Total	=	101	%	EPA 200.8	-88	-88	85	115	
2012/13-4	ME-VR2	matrix spike	4/1/2013	Metal	Antimony	Total	=	50.8	µg/L	EPA 200.8	0.04	0.5			

Appendix F
Laboratory QA/QC Analysis Results

Event ID	Site ID	QAQC Sample Type	Analysis Date	Classification	Constituent	Fraction	Sign	Result	Units	Method	MDL	RL	QA Limit		DQOComp
													Min	Max	
2012/13-4	ME-VR2	matrix spike, rec	4/1/2013	Metal	Antimony	Total	=	101	%	EPA 200.8	-88	-88	70	130	
2012/13-4	ME-VR2	matrix spike dup	4/1/2013	Metal	Antimony	Total	=	50.3	µg/L	EPA 200.8	0.04	0.5			
2012/13-4	ME-VR2	matrix spike dup, rec	4/1/2013	Metal	Antimony	Total	=	100	%	EPA 200.8	-88	-88	70	130	
2012/13-4	ME-VR2	matrix spike, RPD	4/1/2013	Metal	Antimony	Total	=	1	%	EPA 200.8	-88	-88	0	30	
2012/13-4	MO-CAM	matrix spike	4/1/2013	Metal	Antimony	Total	=	50.7	µg/L	EPA 200.8	0.04	0.5			
2012/13-4	MO-CAM	matrix spike, rec	4/1/2013	Metal	Antimony	Total	=	99	%	EPA 200.8	-88	-88	70	130	
2012/13-4	MO-CAM	matrix spike dup	4/1/2013	Metal	Antimony	Total	=	51.2	µg/L	EPA 200.8	0.04	0.5			
2012/13-4	MO-CAM	matrix spike dup, rec	4/1/2013	Metal	Antimony	Total	=	100	%	EPA 200.8	-88	-88	70	130	
2012/13-4	MO-CAM	matrix spike, RPD	4/1/2013	Metal	Antimony	Total	=	1	%	EPA 200.8	-88	-88	0	30	
2012/13-4	MO-OXN	matrix spike	3/22/2013	Metal	Antimony	Total	=	51.3	µg/L	EPA 200.8	0.04	0.5			
2012/13-4	MO-OXN	matrix spike, rec	3/22/2013	Metal	Antimony	Total	=	97	%	EPA 200.8	-88	-88	70	130	
2012/13-4	MO-OXN	matrix spike dup	3/22/2013	Metal	Antimony	Total	=	48.9	µg/L	EPA 200.8	0.04	0.5			
2012/13-4	MO-OXN	matrix spike dup, rec	3/22/2013	Metal	Antimony	Total	=	92	%	EPA 200.8	-88	-88	70	130	
2012/13-4	MO-OXN	matrix spike, RPD	3/22/2013	Metal	Antimony	Total	=	5	%	EPA 200.8	-88	-88	0	30	
2012/13-4	Lab	method blank	3/22/2013	Metal	Arsenic	Dissolved	<	0.036	µg/L	EPA 200.8	0.036	0.4			
2012/13-4	Lab	LCS	3/22/2013	Metal	Arsenic	Dissolved	=	51.9	µg/L	EPA 200.8	0.036	0.4			
2012/13-4	Lab	LCS, rec	3/22/2013	Metal	Arsenic	Dissolved	=	104	%	EPA 200.8	-88	-88	85	115	
2012/13-4	Lab	method blank	4/1/2013	Metal	Arsenic	Dissolved	<	0.036	µg/L	EPA 200.8	0.036	0.4			
2012/13-4	Lab	LCS	4/1/2013	Metal	Arsenic	Dissolved	=	49.6	µg/L	EPA 200.8	0.036	0.4			
2012/13-4	Lab	LCS, rec	4/1/2013	Metal	Arsenic	Dissolved	=	99	%	EPA 200.8	-88	-88	85	115	
2012/13-4	000NONPJ	matrix spike	3/22/2013	Metal	Arsenic	Total	=	49	µg/L	EPA 200.8	0.13	0.4			
2012/13-4	000NONPJ	matrix spike, rec	3/22/2013	Metal	Arsenic	Total	=	98	%	EPA 200.8	-88	-88	70	130	
2012/13-4	000NONPJ	matrix spike dup	3/22/2013	Metal	Arsenic	Total	=	49.3	µg/L	EPA 200.8	0.13	0.4			
2012/13-4	000NONPJ	matrix spike dup, rec	3/22/2013	Metal	Arsenic	Total	=	99	%	EPA 200.8	-88	-88	70	130	
2012/13-4	000NONPJ	matrix spike, RPD	3/22/2013	Metal	Arsenic	Total	=	0.6	%	EPA 200.8	-88	-88	0	30	
2012/13-4	Lab	method blank	3/22/2013	Metal	Arsenic	Total	<	0.13	µg/L	EPA 200.8	0.13	0.4			
2012/13-4	Lab	LCS	3/22/2013	Metal	Arsenic	Total	=	51.9	µg/L	EPA 200.8	0.13	0.4			
2012/13-4	Lab	LCS, rec	3/22/2013	Metal	Arsenic	Total	=	104	%	EPA 200.8	-88	-88	85	115	
2012/13-4	Lab	method blank	4/1/2013	Metal	Arsenic	Total	<	0.13	µg/L	EPA 200.8	0.13	0.4			
2012/13-4	Lab	LCS	4/1/2013	Metal	Arsenic	Total	=	49.6	µg/L	EPA 200.8	0.13	0.4			
2012/13-4	Lab	LCS, rec	4/1/2013	Metal	Arsenic	Total	=	99	%	EPA 200.8	-88	-88	85	115	
2012/13-4	ME-VR2	matrix spike	4/1/2013	Metal	Arsenic	Total	=	53.1	µg/L	EPA 200.8	0.13	0.4			
2012/13-4	ME-VR2	matrix spike, rec	4/1/2013	Metal	Arsenic	Total	=	104	%	EPA 200.8	-88	-88	70	130	
2012/13-4	ME-VR2	matrix spike dup	4/1/2013	Metal	Arsenic	Total	=	53.4	µg/L	EPA 200.8	0.13	0.4			
2012/13-4	ME-VR2	matrix spike dup, rec	4/1/2013	Metal	Arsenic	Total	=	105	%	EPA 200.8	-88	-88	70	130	
2012/13-4	ME-VR2	matrix spike, RPD	4/1/2013	Metal	Arsenic	Total	=	0.6	%	EPA 200.8	-88	-88	0	30	
2012/13-4	MO-CAM	matrix spike	4/1/2013	Metal	Arsenic	Total	=	53	µg/L	EPA 200.8	0.13	0.4			
2012/13-4	MO-CAM	matrix spike, rec	4/1/2013	Metal	Arsenic	Total	=	103	%	EPA 200.8	-88	-88	70	130	
2012/13-4	MO-CAM	matrix spike dup	4/1/2013	Metal	Arsenic	Total	=	53.3	µg/L	EPA 200.8	0.13	0.4			
2012/13-4	MO-CAM	matrix spike dup, rec	4/1/2013	Metal	Arsenic	Total	=	104	%	EPA 200.8	-88	-88	70	130	
2012/13-4	MO-CAM	matrix spike, RPD	4/1/2013	Metal	Arsenic	Total	=	0.5	%	EPA 200.8	-88	-88	0	30	
2012/13-4	MO-OXN	matrix spike	3/22/2013	Metal	Arsenic	Total	=	51.3	µg/L	EPA 200.8	0.13	0.4			
2012/13-4	MO-OXN	matrix spike, rec	3/22/2013	Metal	Arsenic	Total	=	99	%	EPA 200.8	-88	-88	70	130	
2012/13-4	MO-OXN	matrix spike dup	3/22/2013	Metal	Arsenic	Total	=	52.6	µg/L	EPA 200.8	0.13	0.4			
2012/13-4	MO-OXN	matrix spike dup, rec	3/22/2013	Metal	Arsenic	Total	=	102	%	EPA 200.8	-88	-88	70	130	
2012/13-4	MO-OXN	matrix spike, RPD	3/22/2013	Metal	Arsenic	Total	=	3	%	EPA 200.8	-88	-88	0	30	
2012/13-4	000NONPJ	matrix spike	3/22/2013	Metal	Barium	Total	=	50.6	µg/L	EPA 200.8	0.097	0.5			

Appendix F
Laboratory QA/QC Analysis Results

Event ID	Site ID	QAQC Sample Type	Analysis Date	Classification	Constituent	Fraction	Sign	Result	Units	Method	MDL	RL	QA Limit		DQOComp
													Min	Max	
2012/13-4	000NONPJ	matrix spike, rec	3/22/2013	Metal	Barium	Total	=	101	%	EPA 200.8	-88	-88	70	130	
2012/13-4	000NONPJ	matrix spike dup	3/22/2013	Metal	Barium	Total	=	50.5	µg/L	EPA 200.8	0.097	0.5			
2012/13-4	000NONPJ	matrix spike dup, rec	3/22/2013	Metal	Barium	Total	=	101	%	EPA 200.8	-88	-88	70	130	
2012/13-4	000NONPJ	matrix spike, RPD	3/22/2013	Metal	Barium	Total	=	0.1	%	EPA 200.8	-88	-88	0	30	
2012/13-4	Lab	method blank	3/22/2013	Metal	Barium	Total	<	0.097	µg/L	EPA 200.8	0.097	0.5			
2012/13-4	Lab	LCS	3/22/2013	Metal	Barium	Total	=	50.5	µg/L	EPA 200.8	0.097	0.5			
2012/13-4	Lab	LCS, rec	3/22/2013	Metal	Barium	Total	=	101	%	EPA 200.8	-88	-88	85	115	
2012/13-4	Lab	method blank	4/1/2013	Metal	Barium	Total	<	0.097	µg/L	EPA 200.8	0.097	0.5			
2012/13-4	Lab	LCS	4/1/2013	Metal	Barium	Total	=	51.1	µg/L	EPA 200.8	0.097	0.5			
2012/13-4	Lab	LCS, rec	4/1/2013	Metal	Barium	Total	=	102	%	EPA 200.8	-88	-88	85	115	
2012/13-4	Lab	method blank	3/22/2013	Metal	Beryllium	Dissolved	<	0.088	µg/L	EPA 200.8	0.088	0.1			
2012/13-4	Lab	LCS	3/22/2013	Metal	Beryllium	Dissolved	=	49.5	µg/L	EPA 200.8	0.088	0.1			
2012/13-4	Lab	LCS, rec	3/22/2013	Metal	Beryllium	Dissolved	=	99	%	EPA 200.8	-88	-88	85	115	
2012/13-4	Lab	method blank	4/2/2013	Metal	Beryllium	Dissolved	<	0.088	µg/L	EPA 200.8	0.088	0.1			
2012/13-4	Lab	LCS	4/2/2013	Metal	Beryllium	Dissolved	=	47.5	µg/L	EPA 200.8	0.088	0.1			
2012/13-4	Lab	LCS, rec	4/2/2013	Metal	Beryllium	Dissolved	=	95	%	EPA 200.8	-88	-88	85	115	
2012/13-4	ME-VR2	matrix spike	4/2/2013	Metal	Beryllium	Dissolved	=	53.2	µg/L	EPA 200.8	0.088	0.1			
2012/13-4	ME-VR2	matrix spike, rec	4/2/2013	Metal	Beryllium	Dissolved	=	106	%	EPA 200.8	-88	-88	70	130	
2012/13-4	ME-VR2	matrix spike dup	4/2/2013	Metal	Beryllium	Dissolved	=	52.4	µg/L	EPA 200.8	0.088	0.1			
2012/13-4	ME-VR2	matrix spike dup, rec	4/2/2013	Metal	Beryllium	Dissolved	=	105	%	EPA 200.8	-88	-88	70	130	
2012/13-4	ME-VR2	matrix spike, RPD	4/2/2013	Metal	Beryllium	Dissolved	=	2	%	EPA 200.8	-88	-88	0	30	
2012/13-4	MO-CAM	matrix spike	4/2/2013	Metal	Beryllium	Dissolved	=	49.9	µg/L	EPA 200.8	0.088	0.1			
2012/13-4	MO-CAM	matrix spike, rec	4/2/2013	Metal	Beryllium	Dissolved	=	100	%	EPA 200.8	-88	-88	70	130	
2012/13-4	MO-CAM	matrix spike dup	4/2/2013	Metal	Beryllium	Dissolved	=	51	µg/L	EPA 200.8	0.088	0.1			
2012/13-4	MO-CAM	matrix spike dup, rec	4/2/2013	Metal	Beryllium	Dissolved	=	102	%	EPA 200.8	-88	-88	70	130	
2012/13-4	MO-CAM	matrix spike, RPD	4/2/2013	Metal	Beryllium	Dissolved	=	2	%	EPA 200.8	-88	-88	0	30	
2012/13-4	000NONPJ	matrix spike	3/22/2013	Metal	Beryllium	Total	=	48.6	µg/L	EPA 200.8	0.088	0.1			
2012/13-4	000NONPJ	matrix spike, rec	3/22/2013	Metal	Beryllium	Total	=	97	%	EPA 200.8	-88	-88	70	130	
2012/13-4	000NONPJ	matrix spike dup	3/22/2013	Metal	Beryllium	Total	=	49.1	µg/L	EPA 200.8	0.088	0.1			
2012/13-4	000NONPJ	matrix spike dup, rec	3/22/2013	Metal	Beryllium	Total	=	98	%	EPA 200.8	-88	-88	70	130	
2012/13-4	000NONPJ	matrix spike, RPD	3/22/2013	Metal	Beryllium	Total	=	1	%	EPA 200.8	-88	-88	0	30	
2012/13-4	Lab	method blank	3/22/2013	Metal	Beryllium	Total	<	0.088	µg/L	EPA 200.8	0.088	0.1			
2012/13-4	Lab	LCS	3/22/2013	Metal	Beryllium	Total	=	49.5	µg/L	EPA 200.8	0.088	0.1			
2012/13-4	Lab	LCS, rec	3/22/2013	Metal	Beryllium	Total	=	99	%	EPA 200.8	-88	-88	85	115	
2012/13-4	Lab	method blank	4/2/2013	Metal	Beryllium	Total	<	0.088	µg/L	EPA 200.8	0.088	0.1			
2012/13-4	Lab	LCS	4/2/2013	Metal	Beryllium	Total	=	47.5	µg/L	EPA 200.8	0.088	0.1			
2012/13-4	Lab	LCS, rec	4/2/2013	Metal	Beryllium	Total	=	95	%	EPA 200.8	-88	-88	85	115	
2012/13-4	ME-VR2	matrix spike	4/2/2013	Metal	Beryllium	Total	=	53.2	µg/L	EPA 200.8	0.088	0.1			
2012/13-4	ME-VR2	matrix spike, rec	4/2/2013	Metal	Beryllium	Total	=	106	%	EPA 200.8	-88	-88	70	130	
2012/13-4	ME-VR2	matrix spike dup	4/2/2013	Metal	Beryllium	Total	=	52.4	µg/L	EPA 200.8	0.088	0.1			
2012/13-4	ME-VR2	matrix spike dup, rec	4/2/2013	Metal	Beryllium	Total	=	105	%	EPA 200.8	-88	-88	70	130	
2012/13-4	ME-VR2	matrix spike, RPD	4/2/2013	Metal	Beryllium	Total	=	2	%	EPA 200.8	-88	-88	0	30	
2012/13-4	MO-CAM	matrix spike	4/2/2013	Metal	Beryllium	Total	=	49.9	µg/L	EPA 200.8	0.088	0.1			
2012/13-4	MO-CAM	matrix spike, rec	4/2/2013	Metal	Beryllium	Total	=	100	%	EPA 200.8	-88	-88	70	130	
2012/13-4	MO-CAM	matrix spike dup	4/2/2013	Metal	Beryllium	Total	=	51	µg/L	EPA 200.8	0.088	0.1			
2012/13-4	MO-CAM	matrix spike dup, rec	4/2/2013	Metal	Beryllium	Total	=	102	%	EPA 200.8	-88	-88	70	130	
2012/13-4	MO-CAM	matrix spike, RPD	4/2/2013	Metal	Beryllium	Total	=	2	%	EPA 200.8	-88	-88	0	30	

Appendix F
Laboratory QA/QC Analysis Results

Event ID	Site ID	QAQC Sample Type	Analysis Date	Classification	Constituent	Fraction	Sign	Result	Units	Method	MDL	RL	QA Limit		DQOComp
													Min	Max	
2012/13-4	MO-OXN	matrix spike	3/22/2013	Metal	Beryllium	Total	=	49.8	µg/L	EPA 200.8	0.088	0.1			
2012/13-4	MO-OXN	matrix spike, rec	3/22/2013	Metal	Beryllium	Total	=	100	%	EPA 200.8	-88	-88	70	130	
2012/13-4	MO-OXN	matrix spike dup	3/22/2013	Metal	Beryllium	Total	=	48.3	µg/L	EPA 200.8	0.088	0.1			
2012/13-4	MO-OXN	matrix spike dup, rec	3/22/2013	Metal	Beryllium	Total	=	97	%	EPA 200.8	-88	-88	70	130	
2012/13-4	MO-OXN	matrix spike, RPD	3/22/2013	Metal	Beryllium	Total	=	3	%	EPA 200.8	-88	-88	0	30	
2012/13-4	Lab	method blank	3/22/2013	Metal	Cadmium	Dissolved	<	0.02	µg/L	EPA 200.8	0.02	0.1			
2012/13-4	Lab	LCS	3/22/2013	Metal	Cadmium	Dissolved	=	50.5	µg/L	EPA 200.8	0.02	0.1			
2012/13-4	Lab	LCS, rec	3/22/2013	Metal	Cadmium	Dissolved	=	101	%	EPA 200.8	-88	-88	85	115	
2012/13-4	Lab	method blank	4/1/2013	Metal	Cadmium	Dissolved	<	0.02	µg/L	EPA 200.8	0.02	0.1			
2012/13-4	Lab	LCS	4/1/2013	Metal	Cadmium	Dissolved	=	51.2	µg/L	EPA 200.8	0.02	0.1			
2012/13-4	Lab	LCS, rec	4/1/2013	Metal	Cadmium	Dissolved	=	102	%	EPA 200.8	-88	-88	85	115	
2012/13-4	000NONPJ	matrix spike	3/22/2013	Metal	Cadmium	Total	=	49.1	µg/L	EPA 200.8	0.02	0.1			
2012/13-4	000NONPJ	matrix spike, rec	3/22/2013	Metal	Cadmium	Total	=	98	%	EPA 200.8	-88	-88	70	130	
2012/13-4	000NONPJ	matrix spike dup	3/22/2013	Metal	Cadmium	Total	=	49.3	µg/L	EPA 200.8	0.02	0.1			
2012/13-4	000NONPJ	matrix spike dup, rec	3/22/2013	Metal	Cadmium	Total	=	99	%	EPA 200.8	-88	-88	70	130	
2012/13-4	000NONPJ	matrix spike, RPD	3/22/2013	Metal	Cadmium	Total	=	0.5	%	EPA 200.8	-88	-88	0	30	
2012/13-4	Lab	method blank	3/22/2013	Metal	Cadmium	Total	<	0.02	µg/L	EPA 200.8	0.02	0.1			
2012/13-4	Lab	LCS	3/22/2013	Metal	Cadmium	Total	=	50.5	µg/L	EPA 200.8	0.02	0.1			
2012/13-4	Lab	LCS, rec	3/22/2013	Metal	Cadmium	Total	=	101	%	EPA 200.8	-88	-88	85	115	
2012/13-4	Lab	method blank	4/1/2013	Metal	Cadmium	Total	<	0.02	µg/L	EPA 200.8	0.02	0.1			
2012/13-4	Lab	LCS	4/1/2013	Metal	Cadmium	Total	=	51.2	µg/L	EPA 200.8	0.02	0.1			
2012/13-4	Lab	LCS, rec	4/1/2013	Metal	Cadmium	Total	=	102	%	EPA 200.8	-88	-88	85	115	
2012/13-4	ME-VR2	matrix spike	4/1/2013	Metal	Cadmium	Total	=	48.7	µg/L	EPA 200.8	0.02	0.1			
2012/13-4	ME-VR2	matrix spike, rec	4/1/2013	Metal	Cadmium	Total	=	97	%	EPA 200.8	-88	-88	70	130	
2012/13-4	ME-VR2	matrix spike dup	4/1/2013	Metal	Cadmium	Total	=	48.1	µg/L	EPA 200.8	0.02	0.1			
2012/13-4	ME-VR2	matrix spike dup, rec	4/1/2013	Metal	Cadmium	Total	=	96	%	EPA 200.8	-88	-88	70	130	
2012/13-4	ME-VR2	matrix spike, RPD	4/1/2013	Metal	Cadmium	Total	=	1	%	EPA 200.8	-88	-88	0	30	
2012/13-4	MO-CAM	matrix spike	4/1/2013	Metal	Cadmium	Total	=	52.2	µg/L	EPA 200.8	0.02	0.1			
2012/13-4	MO-CAM	matrix spike, rec	4/1/2013	Metal	Cadmium	Total	=	104	%	EPA 200.8	-88	-88	70	130	
2012/13-4	MO-CAM	matrix spike dup	4/1/2013	Metal	Cadmium	Total	=	53.1	µg/L	EPA 200.8	0.02	0.1			
2012/13-4	MO-CAM	matrix spike dup, rec	4/1/2013	Metal	Cadmium	Total	=	106	%	EPA 200.8	-88	-88	70	130	
2012/13-4	MO-CAM	matrix spike, RPD	4/1/2013	Metal	Cadmium	Total	=	2	%	EPA 200.8	-88	-88	0	30	
2012/13-4	MO-OXN	matrix spike	3/22/2013	Metal	Cadmium	Total	=	50.3	µg/L	EPA 200.8	0.02	0.1			
2012/13-4	MO-OXN	matrix spike, rec	3/22/2013	Metal	Cadmium	Total	=	100	%	EPA 200.8	-88	-88	70	130	
2012/13-4	MO-OXN	matrix spike dup	3/22/2013	Metal	Cadmium	Total	=	47.8	µg/L	EPA 200.8	0.02	0.1			
2012/13-4	MO-OXN	matrix spike dup, rec	3/22/2013	Metal	Cadmium	Total	=	95	%	EPA 200.8	-88	-88	70	130	
2012/13-4	MO-OXN	matrix spike, RPD	3/22/2013	Metal	Cadmium	Total	=	5	%	EPA 200.8	-88	-88	0	30	
2012/13-4	Lab	method blank	3/22/2013	Metal	Chromium	Dissolved	<	0.074	µg/L	EPA 200.8	0.074	0.2			
2012/13-4	Lab	LCS	3/22/2013	Metal	Chromium	Dissolved	=	50.6	µg/L	EPA 200.8	0.074	0.2			
2012/13-4	Lab	LCS, rec	3/22/2013	Metal	Chromium	Dissolved	=	101	%	EPA 200.8	-88	-88	85	115	
2012/13-4	Lab	method blank	4/1/2013	Metal	Chromium	Dissolved	<	0.074	µg/L	EPA 200.8	0.074	0.2			
2012/13-4	Lab	LCS	4/1/2013	Metal	Chromium	Dissolved	=	49	µg/L	EPA 200.8	0.074	0.2			
2012/13-4	Lab	LCS, rec	4/1/2013	Metal	Chromium	Dissolved	=	98	%	EPA 200.8	-88	-88	85	115	
2012/13-4	000NONPJ	matrix spike	3/22/2013	Metal	Chromium	Total	=	50.9	µg/L	EPA 200.8	0.074	0.2			
2012/13-4	000NONPJ	matrix spike, rec	3/22/2013	Metal	Chromium	Total	=	102	%	EPA 200.8	-88	-88	70	130	
2012/13-4	000NONPJ	matrix spike dup	3/22/2013	Metal	Chromium	Total	=	50.9	µg/L	EPA 200.8	0.074	0.2			
2012/13-4	000NONPJ	matrix spike dup, rec	3/22/2013	Metal	Chromium	Total	=	102	%	EPA 200.8	-88	-88	70	130	

Appendix F
Laboratory QA/QC Analysis Results

Event ID	Site ID	QAQC Sample Type	Analysis Date	Classification	Constituent	Fraction	Sign	Result	Units	Method	MDL	RL	QA Limit		DQOComp
													Min	Max	
2012/13-4	000NONPJ	matrix spike, RPD	3/22/2013	Metal	Chromium	Total	=	0	%	EPA 200.8	-88	-88	0	30	
2012/13-4	Lab	method blank	3/22/2013	Metal	Chromium	Total	<	0.074	µg/L	EPA 200.8	0.074	0.2			
2012/13-4	Lab	LCS	3/22/2013	Metal	Chromium	Total	=	50.6	µg/L	EPA 200.8	0.074	0.2			
2012/13-4	Lab	LCS, rec	3/22/2013	Metal	Chromium	Total	=	101	%	EPA 200.8	-88	-88	85	115	
2012/13-4	Lab	method blank	4/1/2013	Metal	Chromium	Total	<	0.074	µg/L	EPA 200.8	0.074	0.2			
2012/13-4	Lab	LCS	4/1/2013	Metal	Chromium	Total	=	49	µg/L	EPA 200.8	0.074	0.2			
2012/13-4	Lab	LCS, rec	4/1/2013	Metal	Chromium	Total	=	98	%	EPA 200.8	-88	-88	85	115	
2012/13-4	ME-VR2	matrix spike	4/1/2013	Metal	Chromium	Total	=	55.4	µg/L	EPA 200.8	0.074	0.2			
2012/13-4	ME-VR2	matrix spike, rec	4/1/2013	Metal	Chromium	Total	=	108	%	EPA 200.8	-88	-88	70	130	
2012/13-4	ME-VR2	matrix spike dup	4/1/2013	Metal	Chromium	Total	=	55.7	µg/L	EPA 200.8	0.074	0.2			
2012/13-4	ME-VR2	matrix spike dup, rec	4/1/2013	Metal	Chromium	Total	=	109	%	EPA 200.8	-88	-88	70	130	
2012/13-4	ME-VR2	matrix spike, RPD	4/1/2013	Metal	Chromium	Total	=	0.5	%	EPA 200.8	-88	-88	0	30	
2012/13-4	MO-CAM	matrix spike	4/1/2013	Metal	Chromium	Total	=	56	µg/L	EPA 200.8	0.074	0.2			
2012/13-4	MO-CAM	matrix spike, rec	4/1/2013	Metal	Chromium	Total	=	103	%	EPA 200.8	-88	-88	70	130	
2012/13-4	MO-CAM	matrix spike dup	4/1/2013	Metal	Chromium	Total	=	56	µg/L	EPA 200.8	0.074	0.2			
2012/13-4	MO-CAM	matrix spike dup, rec	4/1/2013	Metal	Chromium	Total	=	103	%	EPA 200.8	-88	-88	70	130	
2012/13-4	MO-CAM	matrix spike, RPD	4/1/2013	Metal	Chromium	Total	=	0.09	%	EPA 200.8	-88	-88	0	30	
2012/13-4	MO-OXN	matrix spike	3/22/2013	Metal	Chromium	Total	=	52.8	µg/L	EPA 200.8	0.074	0.2			
2012/13-4	MO-OXN	matrix spike, rec	3/22/2013	Metal	Chromium	Total	=	98	%	EPA 200.8	-88	-88	70	130	
2012/13-4	MO-OXN	matrix spike dup	3/22/2013	Metal	Chromium	Total	=	54.4	µg/L	EPA 200.8	0.074	0.2			
2012/13-4	MO-OXN	matrix spike dup, rec	3/22/2013	Metal	Chromium	Total	=	101	%	EPA 200.8	-88	-88	70	130	
2012/13-4	MO-OXN	matrix spike, RPD	3/22/2013	Metal	Chromium	Total	=	3	%	EPA 200.8	-88	-88	0	30	
2012/13-4	Lab	LCS	3/13/2013	Metal	Chromium VI	n/a	=	4.95	µg/L	EPA 218.6	0.0059	0.3			
2012/13-4	Lab	LCS, rec	3/13/2013	Metal	Chromium VI	n/a	=	99	%	EPA 218.6	-88	-88	90	110	
2012/13-4	Lab	method blank	3/13/2013	Metal	Chromium VI	n/a	<	0.0059	µg/L	EPA 218.6	0.0059	0.3			
2012/13-4	ME-VR2	matrix spike	3/13/2013	Metal	Chromium VI	n/a	=	4.91	µg/L	EPA 218.6	0.0059	0.3			
2012/13-4	ME-VR2	matrix spike dup	3/13/2013	Metal	Chromium VI	n/a	=	5.03	µg/L	EPA 218.6	0.0059	0.3			
2012/13-4	ME-VR2	matrix spike dup, rec	3/13/2013	Metal	Chromium VI	n/a	=	99	%	EPA 218.6	-88	-88	88	112	
2012/13-4	ME-VR2	matrix spike, rec	3/13/2013	Metal	Chromium VI	n/a	=	96	%	EPA 218.6	-88	-88	88	112	
2012/13-4	ME-VR2	matrix spike, RPD	3/13/2013	Metal	Chromium VI	n/a	=	2	%	EPA 218.6	-88	-88	0	10	
2012/13-4	MO-OXN	matrix spike	3/13/2013	Metal	Chromium VI	n/a	=	5.76	µg/L	EPA 218.6	0.0059	0.3			
2012/13-4	MO-OXN	matrix spike dup	3/13/2013	Metal	Chromium VI	n/a	=	5.82	µg/L	EPA 218.6	0.0059	0.3			
2012/13-4	MO-OXN	matrix spike dup, rec	3/13/2013	Metal	Chromium VI	n/a	=	98	%	EPA 218.6	-88	-88	88	112	
2012/13-4	MO-OXN	matrix spike, rec	3/13/2013	Metal	Chromium VI	n/a	=	96	%	EPA 218.6	-88	-88	88	112	
2012/13-4	MO-OXN	matrix spike, RPD	3/13/2013	Metal	Chromium VI	n/a	=	1	%	EPA 218.6	-88	-88	0	10	
2012/13-4	Lab	method blank	3/22/2013	Metal	Copper	Dissolved	<	0.27	µg/L	EPA 200.8	0.27	0.5			
2012/13-4	Lab	LCS	3/22/2013	Metal	Copper	Dissolved	=	52.8	µg/L	EPA 200.8	0.27	0.5			
2012/13-4	Lab	LCS, rec	3/22/2013	Metal	Copper	Dissolved	=	106	%	EPA 200.8	-88	-88	85	115	
2012/13-4	Lab	method blank	4/1/2013	Metal	Copper	Dissolved	DNQ	0.39	µg/L	EPA 200.8	0.27	0.5			IP
2012/13-4	Lab	LCS	4/1/2013	Metal	Copper	Dissolved	=	51.1	µg/L	EPA 200.8	0.27	0.5			
2012/13-4	Lab	LCS, rec	4/1/2013	Metal	Copper	Dissolved	=	102	%	EPA 200.8	-88	-88	85	115	
2012/13-4	000NONPJ	matrix spike	3/22/2013	Metal	Copper	Total	=	53.4	µg/L	EPA 200.8	0.27	0.5			
2012/13-4	000NONPJ	matrix spike, rec	3/22/2013	Metal	Copper	Total	=	107	%	EPA 200.8	-88	-88	70	130	
2012/13-4	000NONPJ	matrix spike dup	3/22/2013	Metal	Copper	Total	=	53.2	µg/L	EPA 200.8	0.27	0.5			
2012/13-4	000NONPJ	matrix spike dup, rec	3/22/2013	Metal	Copper	Total	=	106	%	EPA 200.8	-88	-88	70	130	
2012/13-4	000NONPJ	matrix spike, RPD	3/22/2013	Metal	Copper	Total	=	0.3	%	EPA 200.8	-88	-88	0	30	
2012/13-4	Lab	method blank	3/22/2013	Metal	Copper	Total	<	0.27	µg/L	EPA 200.8	0.27	0.5			

Appendix F
Laboratory QA/QC Analysis Results

Event ID	Site ID	QAQC Sample Type	Analysis Date	Classification	Constituent	Fraction	Sign	Result	Units	Method	MDL	RL	QA Limit		DQOComp
													Min	Max	
2012/13-4	Lab	LCS	3/22/2013	Metal	Copper	Total	=	52.8	µg/L	EPA 200.8	0.27	0.5			
2012/13-4	Lab	LCS, rec	3/22/2013	Metal	Copper	Total	=	106	%	EPA 200.8	-88	-88	85	115	
2012/13-4	Lab	method blank	4/1/2013	Metal	Copper	Total	<	0.27	µg/L	EPA 200.8	0.27	0.5			
2012/13-4	Lab	LCS	4/1/2013	Metal	Copper	Total	=	51.1	µg/L	EPA 200.8	0.27	0.5			
2012/13-4	Lab	LCS, rec	4/1/2013	Metal	Copper	Total	=	102	%	EPA 200.8	-88	-88	85	115	
2012/13-4	ME-VR2	matrix spike	4/1/2013	Metal	Copper	Total	=	52.7	µg/L	EPA 200.8	0.27	0.5			
2012/13-4	ME-VR2	matrix spike, rec	4/1/2013	Metal	Copper	Total	=	98	%	EPA 200.8	-88	-88	70	130	
2012/13-4	ME-VR2	matrix spike dup	4/1/2013	Metal	Copper	Total	=	53	µg/L	EPA 200.8	0.27	0.5			
2012/13-4	ME-VR2	matrix spike dup, rec	4/1/2013	Metal	Copper	Total	=	99	%	EPA 200.8	-88	-88	70	130	
2012/13-4	ME-VR2	matrix spike, RPD	4/1/2013	Metal	Copper	Total	=	0.5	%	EPA 200.8	-88	-88	0	30	
2012/13-4	MO-CAM	matrix spike	4/1/2013	Metal	Copper	Total	=	78.6	µg/L	EPA 200.8	0.27	0.5			
2012/13-4	MO-CAM	matrix spike, rec	4/1/2013	Metal	Copper	Total	=	108	%	EPA 200.8	-88	-88	70	130	
2012/13-4	MO-CAM	matrix spike dup	4/1/2013	Metal	Copper	Total	=	78.8	µg/L	EPA 200.8	0.27	0.5			
2012/13-4	MO-CAM	matrix spike dup, rec	4/1/2013	Metal	Copper	Total	=	108	%	EPA 200.8	-88	-88	70	130	
2012/13-4	MO-CAM	matrix spike, RPD	4/1/2013	Metal	Copper	Total	=	0.3	%	EPA 200.8	-88	-88	0	30	
2012/13-4	MO-OXN	matrix spike	3/22/2013	Metal	Copper	Total	=	94	µg/L	EPA 200.8	0.27	0.5			
2012/13-4	MO-OXN	matrix spike, rec	3/22/2013	Metal	Copper	Total	=	95	%	EPA 200.8	-88	-88	70	130	
2012/13-4	MO-OXN	matrix spike dup	3/22/2013	Metal	Copper	Total	=	97	µg/L	EPA 200.8	0.27	0.5			
2012/13-4	MO-OXN	matrix spike dup, rec	3/22/2013	Metal	Copper	Total	=	101	%	EPA 200.8	-88	-88	70	130	
2012/13-4	MO-OXN	matrix spike, RPD	3/22/2013	Metal	Copper	Total	=	3	%	EPA 200.8	-88	-88	0	30	
2012/13-4	Lab	method blank	3/14/2013	Metal	Iron	Dissolved	DNQ	2.03	µg/L	EPA 200.7	1.1	10			IP
2012/13-4	Lab	LCS	3/14/2013	Metal	Iron	Dissolved	=	194	µg/L	EPA 200.7	1.1	10			
2012/13-4	Lab	LCS, rec	3/14/2013	Metal	Iron	Dissolved	=	97	%	EPA 200.7	-88	-88	85	115	
2012/13-4	Lab	method blank	3/14/2013	Metal	Iron	Dissolved	<	1.1	µg/L	EPA 200.7	1.1	10			
2012/13-4	Lab	LCS	3/14/2013	Metal	Iron	Dissolved	=	197	µg/L	EPA 200.7	1.1	10			
2012/13-4	Lab	LCS, rec	3/14/2013	Metal	Iron	Dissolved	=	99	%	EPA 200.7	-88	-88	85	115	
2012/13-4	000NONPJ	matrix spike	3/14/2013	Metal	Iron	Total	=	14500	µg/L	EPA 200.7	1.1	10			GB
2012/13-4	000NONPJ	matrix spike, rec	3/14/2013	Metal	Iron	Total	=	21	%	EPA 200.7	-88	-88	70	130	GB
2012/13-4	000NONPJ	matrix spike dup	3/14/2013	Metal	Iron	Total	=	13400	µg/L	EPA 200.7	1.1	10			GB
2012/13-4	000NONPJ	matrix spike dup, rec	3/14/2013	Metal	Iron	Total	=	-528	%	EPA 200.7	-88	-88	70	130	GB
2012/13-4	000NONPJ	matrix spike, RPD	3/14/2013	Metal	Iron	Total	=	8	%	EPA 200.7	-88	-88	0	30	
2012/13-4	Lab	method blank	3/14/2013	Metal	Iron	Total	DNQ	2.03	µg/L	EPA 200.7	1.1	10			IP
2012/13-4	Lab	LCS	3/14/2013	Metal	Iron	Total	=	194	µg/L	EPA 200.7	1.1	10			
2012/13-4	Lab	LCS, rec	3/14/2013	Metal	Iron	Total	=	97	%	EPA 200.7	-88	-88	85	115	
2012/13-4	Lab	method blank	3/14/2013	Metal	Iron	Total	<	1.1	µg/L	EPA 200.7	1.1	10			
2012/13-4	Lab	LCS	3/14/2013	Metal	Iron	Total	=	197	µg/L	EPA 200.7	1.1	10			
2012/13-4	Lab	LCS, rec	3/14/2013	Metal	Iron	Total	=	99	%	EPA 200.7	-88	-88	85	115	
2012/13-4	MO-OXN	matrix spike	3/14/2013	Metal	Iron	Total	=	1690	µg/L	EPA 200.7	1.1	10			
2012/13-4	MO-OXN	matrix spike, rec	3/14/2013	Metal	Iron	Total	=	92	%	EPA 200.7	-88	-88	70	130	
2012/13-4	MO-OXN	matrix spike dup	3/14/2013	Metal	Iron	Total	=	1690	µg/L	EPA 200.7	1.1	10			
2012/13-4	MO-OXN	matrix spike dup, rec	3/14/2013	Metal	Iron	Total	=	91	%	EPA 200.7	-88	-88	70	130	
2012/13-4	MO-OXN	matrix spike, RPD	3/14/2013	Metal	Iron	Total	=	0.07	%	EPA 200.7	-88	-88	0	30	
2012/13-4	MO-SPA	matrix spike	3/14/2013	Metal	Iron	Total	=	5300	µg/L	EPA 200.7	1.1	10			GB
2012/13-4	MO-SPA	matrix spike, rec	3/14/2013	Metal	Iron	Total	=	15	%	EPA 200.7	-88	-88	70	130	GB
2012/13-4	MO-SPA	matrix spike dup	3/14/2013	Metal	Iron	Total	=	5350	µg/L	EPA 200.7	1.1	10			GB
2012/13-4	MO-SPA	matrix spike dup, rec	3/14/2013	Metal	Iron	Total	=	42	%	EPA 200.7	-88	-88	70	130	GB
2012/13-4	MO-SPA	matrix spike, RPD	3/14/2013	Metal	Iron	Total	=	1	%	EPA 200.7	-88	-88	0	30	

Appendix F
Laboratory QA/QC Analysis Results

Event ID	Site ID	QAQC Sample Type	Analysis Date	Classification	Constituent	Fraction	Sign	Result	Units	Method	MDL	RL	QA Limit		DQOComp
													Min	Max	
2012/13-4	MO-VEN	matrix spike	3/14/2013	Metal	Iron	Total	=	3000	µg/L	EPA 200.7	1.1	10			GB
2012/13-4	MO-VEN	matrix spike, rec	3/14/2013	Metal	Iron	Total	=	139	%	EPA 200.7	-88	-88	70	130	GB
2012/13-4	MO-VEN	matrix spike dup	3/14/2013	Metal	Iron	Total	=	2940	µg/L	EPA 200.7	1.1	10			
2012/13-4	MO-VEN	matrix spike dup, rec	3/14/2013	Metal	Iron	Total	=	110	%	EPA 200.7	-88	-88	70	130	
2012/13-4	MO-VEN	matrix spike, RPD	3/14/2013	Metal	Iron	Total	=	2	%	EPA 200.7	-88	-88	0	30	
2012/13-4	Lab	method blank	3/22/2013	Metal	Lead	Dissolved	<	0.011	µg/L	EPA 200.8	0.011	0.2			
2012/13-4	Lab	LCS	3/22/2013	Metal	Lead	Dissolved	=	48.5	µg/L	EPA 200.8	0.011	0.2			
2012/13-4	Lab	LCS, rec	3/22/2013	Metal	Lead	Dissolved	=	97	%	EPA 200.8	-88	-88	85	115	
2012/13-4	Lab	method blank	4/2/2013	Metal	Lead	Dissolved	=	0.21	µg/L	EPA 200.8	0.011	0.2			IP
2012/13-4	Lab	LCS	4/2/2013	Metal	Lead	Dissolved	=	48.3	µg/L	EPA 200.8	0.011	0.2			
2012/13-4	Lab	LCS, rec	4/2/2013	Metal	Lead	Dissolved	=	97	%	EPA 200.8	-88	-88	85	115	
2012/13-4	ME-VR2	matrix spike	4/2/2013	Metal	Lead	Dissolved	=	55	µg/L	EPA 200.8	0.011	0.2			
2012/13-4	ME-VR2	matrix spike, rec	4/2/2013	Metal	Lead	Dissolved	=	110	%	EPA 200.8	-88	-88	70	130	
2012/13-4	ME-VR2	matrix spike dup	4/2/2013	Metal	Lead	Dissolved	=	54.7	µg/L	EPA 200.8	0.011	0.2			
2012/13-4	ME-VR2	matrix spike dup, rec	4/2/2013	Metal	Lead	Dissolved	=	109	%	EPA 200.8	-88	-88	70	130	
2012/13-4	ME-VR2	matrix spike, RPD	4/2/2013	Metal	Lead	Dissolved	=	0.5	%	EPA 200.8	-88	-88	0	30	
2012/13-4	MO-CAM	matrix spike	4/2/2013	Metal	Lead	Dissolved	=	57.7	µg/L	EPA 200.8	0.011	0.2			
2012/13-4	MO-CAM	matrix spike, rec	4/2/2013	Metal	Lead	Dissolved	=	115	%	EPA 200.8	-88	-88	70	130	
2012/13-4	MO-CAM	matrix spike dup	4/2/2013	Metal	Lead	Dissolved	=	58.4	µg/L	EPA 200.8	0.011	0.2			
2012/13-4	MO-CAM	matrix spike dup, rec	4/2/2013	Metal	Lead	Dissolved	=	116	%	EPA 200.8	-88	-88	70	130	
2012/13-4	MO-CAM	matrix spike, RPD	4/2/2013	Metal	Lead	Dissolved	=	1	%	EPA 200.8	-88	-88	0	30	
2012/13-4	000NONPJ	matrix spike	3/22/2013	Metal	Lead	Total	=	49.5	µg/L	EPA 200.8	0.035	0.2			
2012/13-4	000NONPJ	matrix spike, rec	3/22/2013	Metal	Lead	Total	=	99	%	EPA 200.8	-88	-88	70	130	
2012/13-4	000NONPJ	matrix spike dup	3/22/2013	Metal	Lead	Total	=	49.1	µg/L	EPA 200.8	0.035	0.2			
2012/13-4	000NONPJ	matrix spike dup, rec	3/22/2013	Metal	Lead	Total	=	98	%	EPA 200.8	-88	-88	70	130	
2012/13-4	000NONPJ	matrix spike, RPD	3/22/2013	Metal	Lead	Total	=	0.8	%	EPA 200.8	-88	-88	0	30	
2012/13-4	Lab	method blank	3/22/2013	Metal	Lead	Total	<	0.035	µg/L	EPA 200.8	0.035	0.2			
2012/13-4	Lab	LCS	3/22/2013	Metal	Lead	Total	=	48.5	µg/L	EPA 200.8	0.035	0.2			
2012/13-4	Lab	LCS, rec	3/22/2013	Metal	Lead	Total	=	97	%	EPA 200.8	-88	-88	85	115	
2012/13-4	Lab	method blank	4/2/2013	Metal	Lead	Total	DNQ	0.05	µg/L	EPA 200.8	0.035	0.2			IP
2012/13-4	Lab	LCS	4/2/2013	Metal	Lead	Total	=	48.3	µg/L	EPA 200.8	0.035	0.2			
2012/13-4	Lab	LCS, rec	4/2/2013	Metal	Lead	Total	=	97	%	EPA 200.8	-88	-88	85	115	
2012/13-4	ME-VR2	matrix spike	4/2/2013	Metal	Lead	Total	=	55	µg/L	EPA 200.8	0.035	0.2			
2012/13-4	ME-VR2	matrix spike, rec	4/2/2013	Metal	Lead	Total	=	109	%	EPA 200.8	-88	-88	70	130	
2012/13-4	ME-VR2	matrix spike dup	4/2/2013	Metal	Lead	Total	=	54.7	µg/L	EPA 200.8	0.035	0.2			
2012/13-4	ME-VR2	matrix spike dup, rec	4/2/2013	Metal	Lead	Total	=	109	%	EPA 200.8	-88	-88	70	130	
2012/13-4	ME-VR2	matrix spike, RPD	4/2/2013	Metal	Lead	Total	=	0.5	%	EPA 200.8	-88	-88	0	30	
2012/13-4	MO-CAM	matrix spike	4/2/2013	Metal	Lead	Total	=	57.7	µg/L	EPA 200.8	0.035	0.2			
2012/13-4	MO-CAM	matrix spike, rec	4/2/2013	Metal	Lead	Total	=	108	%	EPA 200.8	-88	-88	70	130	
2012/13-4	MO-CAM	matrix spike dup	4/2/2013	Metal	Lead	Total	=	58.4	µg/L	EPA 200.8	0.035	0.2			
2012/13-4	MO-CAM	matrix spike dup, rec	4/2/2013	Metal	Lead	Total	=	109	%	EPA 200.8	-88	-88	70	130	
2012/13-4	MO-CAM	matrix spike, RPD	4/2/2013	Metal	Lead	Total	=	1	%	EPA 200.8	-88	-88	0	30	
2012/13-4	MO-OXN	matrix spike	3/22/2013	Metal	Lead	Total	=	56	µg/L	EPA 200.8	0.035	0.2			
2012/13-4	MO-OXN	matrix spike, rec	3/22/2013	Metal	Lead	Total	=	105	%	EPA 200.8	-88	-88	70	130	
2012/13-4	MO-OXN	matrix spike dup	3/22/2013	Metal	Lead	Total	=	53.1	µg/L	EPA 200.8	0.035	0.2			
2012/13-4	MO-OXN	matrix spike dup, rec	3/22/2013	Metal	Lead	Total	=	99	%	EPA 200.8	-88	-88	70	130	
2012/13-4	MO-OXN	matrix spike, RPD	3/22/2013	Metal	Lead	Total	=	5	%	EPA 200.8	-88	-88	0	30	

Appendix F
Laboratory QA/QC Analysis Results

Event ID	Site ID	QAQC Sample Type	Analysis Date	Classification	Constituent	Fraction	Sign	Result	Units	Method	MDL	RL	QA Limit		DQOComp
													Min	Max	
2012/13-4	Lab	LCS	3/27/2013	Metal	Mercury	Dissolved	=	962	ng/L	EPA 245.1	3.9	50			
2012/13-4	Lab	LCS, rec	3/27/2013	Metal	Mercury	Dissolved	=	96	%	EPA 245.1	-88	-88	85	115	
2012/13-4	Lab	method blank	3/27/2013	Metal	Mercury	Dissolved	DNQ	7	ng/L	EPA 245.1	3.9	50			IP
2012/13-4	Lab	LCS	3/27/2013	Metal	Mercury	Dissolved	=	963	ng/L	EPA 245.1	3.9	50			
2012/13-4	Lab	LCS, rec	3/27/2013	Metal	Mercury	Dissolved	=	96	%	EPA 245.1	-88	-88	85	115	
2012/13-4	Lab	method blank	3/27/2013	Metal	Mercury	Dissolved	<	3.9	ng/L	EPA 245.1	3.9	50			
2012/13-4	MO-OXN	matrix spike	3/27/2013	Metal	Mercury	Dissolved	=	2280	ng/L	EPA 245.1	7.8	100			D
2012/13-4	MO-OXN	matrix spike dup	3/27/2013	Metal	Mercury	Dissolved	=	2360	ng/L	EPA 245.1	7.8	100			D
2012/13-4	MO-OXN	matrix spike dup, rec	3/27/2013	Metal	Mercury	Dissolved	=	118	%	EPA 245.1	-88	-88	70	130	D
2012/13-4	MO-OXN	matrix spike, rec	3/27/2013	Metal	Mercury	Dissolved	=	114	%	EPA 245.1	-88	-88	70	130	D
2012/13-4	MO-OXN	matrix spike, RPD	3/27/2013	Metal	Mercury	Dissolved	=	3	%	EPA 245.1	-88	-88	0	20	D
2012/13-4	000NONPJ	matrix spike	3/27/2013	Metal	Mercury	Total	=	1680	ng/L	EPA 245.1	3.9	50			
2012/13-4	000NONPJ	matrix spike	3/27/2013	Metal	Mercury	Total	=	1430	ng/L	EPA 245.1	3.9	50			
2012/13-4	000NONPJ	matrix spike dup	3/27/2013	Metal	Mercury	Total	=	1380	ng/L	EPA 245.1	3.9	50			
2012/13-4	000NONPJ	matrix spike dup	3/27/2013	Metal	Mercury	Total	=	1620	ng/L	EPA 245.1	3.9	50			
2012/13-4	000NONPJ	matrix spike dup, rec	3/27/2013	Metal	Mercury	Total	=	84	%	EPA 245.1	-88	-88	70	130	
2012/13-4	000NONPJ	matrix spike dup, rec	3/27/2013	Metal	Mercury	Total	=	87	%	EPA 245.1	-88	-88	70	130	
2012/13-4	000NONPJ	matrix spike, rec	3/27/2013	Metal	Mercury	Total	=	90	%	EPA 245.1	-88	-88	70	130	
2012/13-4	000NONPJ	matrix spike, rec	3/27/2013	Metal	Mercury	Total	=	92	%	EPA 245.1	-88	-88	70	130	
2012/13-4	000NONPJ	matrix spike, RPD	3/27/2013	Metal	Mercury	Total	=	4	%	EPA 245.1	-88	-88	0	20	
2012/13-4	000NONPJ	matrix spike, RPD	3/27/2013	Metal	Mercury	Total	=	4	%	EPA 245.1	-88	-88	0	20	
2012/13-4	Lab	LCS	3/27/2013	Metal	Mercury	Total	=	962	ng/L	EPA 245.1	3.9	50			
2012/13-4	Lab	LCS, rec	3/27/2013	Metal	Mercury	Total	=	96	%	EPA 245.1	-88	-88	85	115	
2012/13-4	Lab	method blank	3/27/2013	Metal	Mercury	Total	DNQ	7	ng/L	EPA 245.1	3.9	50			IP
2012/13-4	Lab	LCS	4/3/2013	Metal	Mercury	Total	=	1100	ng/L	EPA 245.1	3.9	50			
2012/13-4	Lab	LCS, rec	4/3/2013	Metal	Mercury	Total	=	110	%	EPA 245.1	-88	-88	85	115	
2012/13-4	Lab	method blank	4/3/2013	Metal	Mercury	Total	DNQ	18	ng/L	EPA 245.1	3.9	50			IP
2012/13-4	MO-OXN	matrix spike	4/3/2013	Metal	Mercury	Total	=	1000	ng/L	EPA 245.1	3.9	50			
2012/13-4	MO-OXN	matrix spike dup	4/3/2013	Metal	Mercury	Total	=	928	ng/L	EPA 245.1	3.9	50			
2012/13-4	MO-OXN	matrix spike dup, rec	4/3/2013	Metal	Mercury	Total	=	87	%	EPA 245.1	-88	-88	70	130	
2012/13-4	MO-OXN	matrix spike, rec	4/3/2013	Metal	Mercury	Total	=	94	%	EPA 245.1	-88	-88	70	130	
2012/13-4	MO-OXN	matrix spike, RPD	4/3/2013	Metal	Mercury	Total	=	7	%	EPA 245.1	-88	-88	0	20	
2012/13-4	Lab	method blank	3/22/2013	Metal	Nickel	Dissolved	<	0.13	µg/L	EPA 200.8	0.13	0.8			
2012/13-4	Lab	LCS	3/22/2013	Metal	Nickel	Dissolved	=	51.9	µg/L	EPA 200.8	0.13	0.8			
2012/13-4	Lab	LCS, rec	3/22/2013	Metal	Nickel	Dissolved	=	104	%	EPA 200.8	-88	-88	85	115	
2012/13-4	Lab	method blank	4/1/2013	Metal	Nickel	Dissolved	<	0.13	µg/L	EPA 200.8	0.13	0.8			
2012/13-4	Lab	LCS	4/1/2013	Metal	Nickel	Dissolved	=	50.3	µg/L	EPA 200.8	0.13	0.8			
2012/13-4	Lab	LCS, rec	4/1/2013	Metal	Nickel	Dissolved	=	101	%	EPA 200.8	-88	-88	85	115	
2012/13-4	000NONPJ	matrix spike	3/22/2013	Metal	Nickel	Total	=	52.3	µg/L	EPA 200.8	0.13	0.8			
2012/13-4	000NONPJ	matrix spike, rec	3/22/2013	Metal	Nickel	Total	=	105	%	EPA 200.8	-88	-88	70	130	
2012/13-4	000NONPJ	matrix spike dup	3/22/2013	Metal	Nickel	Total	=	52.5	µg/L	EPA 200.8	0.13	0.8			
2012/13-4	000NONPJ	matrix spike dup, rec	3/22/2013	Metal	Nickel	Total	=	105	%	EPA 200.8	-88	-88	70	130	
2012/13-4	000NONPJ	matrix spike, RPD	3/22/2013	Metal	Nickel	Total	=	0.3	%	EPA 200.8	-88	-88	0	30	
2012/13-4	Lab	method blank	3/22/2013	Metal	Nickel	Total	<	0.13	µg/L	EPA 200.8	0.13	0.8			
2012/13-4	Lab	LCS	3/22/2013	Metal	Nickel	Total	=	51.9	µg/L	EPA 200.8	0.13	0.8			
2012/13-4	Lab	LCS, rec	3/22/2013	Metal	Nickel	Total	=	104	%	EPA 200.8	-88	-88	85	115	
2012/13-4	Lab	method blank	4/1/2013	Metal	Nickel	Total	<	0.13	µg/L	EPA 200.8	0.13	0.8			

Appendix F
Laboratory QA/QC Analysis Results

Event ID	Site ID	QAQC Sample Type	Analysis Date	Classification	Constituent	Fraction	Sign	Result	Units	Method	MDL	RL	QA Limit		DQOComp
													Min	Max	
2012/13-4	Lab	LCS	4/1/2013	Metal	Nickel	Total	=	50.3	µg/L	EPA 200.8	0.13	0.8			
2012/13-4	Lab	LCS, rec	4/1/2013	Metal	Nickel	Total	=	101	%	EPA 200.8	-88	-88	85	115	
2012/13-4	ME-VR2	matrix spike	4/1/2013	Metal	Nickel	Total	=	53.6	µg/L	EPA 200.8	0.13	0.8			
2012/13-4	ME-VR2	matrix spike, rec	4/1/2013	Metal	Nickel	Total	=	101	%	EPA 200.8	-88	-88	70	130	
2012/13-4	ME-VR2	matrix spike dup	4/1/2013	Metal	Nickel	Total	=	53.6	µg/L	EPA 200.8	0.13	0.8			
2012/13-4	ME-VR2	matrix spike dup, rec	4/1/2013	Metal	Nickel	Total	=	101	%	EPA 200.8	-88	-88	70	130	
2012/13-4	ME-VR2	matrix spike, RPD	4/1/2013	Metal	Nickel	Total	=	0.1	%	EPA 200.8	-88	-88	0	30	
2012/13-4	MO-CAM	matrix spike	4/1/2013	Metal	Nickel	Total	=	58.2	µg/L	EPA 200.8	0.13	0.8			
2012/13-4	MO-CAM	matrix spike, rec	4/1/2013	Metal	Nickel	Total	=	106	%	EPA 200.8	-88	-88	70	130	
2012/13-4	MO-CAM	matrix spike dup	4/1/2013	Metal	Nickel	Total	=	58.4	µg/L	EPA 200.8	0.13	0.8			
2012/13-4	MO-CAM	matrix spike dup, rec	4/1/2013	Metal	Nickel	Total	=	106	%	EPA 200.8	-88	-88	70	130	
2012/13-4	MO-CAM	matrix spike, RPD	4/1/2013	Metal	Nickel	Total	=	0.2	%	EPA 200.8	-88	-88	0	30	
2012/13-4	MO-OXN	matrix spike	3/22/2013	Metal	Nickel	Total	=	58.6	µg/L	EPA 200.8	0.13	0.8			
2012/13-4	MO-OXN	matrix spike, rec	3/22/2013	Metal	Nickel	Total	=	95	%	EPA 200.8	-88	-88	70	130	
2012/13-4	MO-OXN	matrix spike dup	3/22/2013	Metal	Nickel	Total	=	60.6	µg/L	EPA 200.8	0.13	0.8			
2012/13-4	MO-OXN	matrix spike dup, rec	3/22/2013	Metal	Nickel	Total	=	100	%	EPA 200.8	-88	-88	70	130	
2012/13-4	MO-OXN	matrix spike, RPD	3/22/2013	Metal	Nickel	Total	=	3	%	EPA 200.8	-88	-88	0	30	
2012/13-4	Lab	method blank	3/22/2013	Metal	Selenium	Dissolved	<	0.28	µg/L	EPA 200.8	0.28	0.4			
2012/13-4	Lab	LCS	3/22/2013	Metal	Selenium	Dissolved	=	52.7	µg/L	EPA 200.8	0.28	0.4			
2012/13-4	Lab	LCS, rec	3/22/2013	Metal	Selenium	Dissolved	=	105	%	EPA 200.8	-88	-88	85	115	
2012/13-4	Lab	method blank	4/1/2013	Metal	Selenium	Dissolved	<	0.28	µg/L	EPA 200.8	0.28	0.4			
2012/13-4	Lab	LCS	4/1/2013	Metal	Selenium	Dissolved	=	51.2	µg/L	EPA 200.8	0.28	0.4			
2012/13-4	Lab	LCS, rec	4/1/2013	Metal	Selenium	Dissolved	=	102	%	EPA 200.8	-88	-88	85	115	
2012/13-4	000NONPJ	matrix spike	3/22/2013	Metal	Selenium	Total	=	48.6	µg/L	EPA 200.8	0.28	0.4			
2012/13-4	000NONPJ	matrix spike, rec	3/22/2013	Metal	Selenium	Total	=	97	%	EPA 200.8	-88	-88	70	130	
2012/13-4	000NONPJ	matrix spike dup	3/22/2013	Metal	Selenium	Total	=	48.6	µg/L	EPA 200.8	0.28	0.4			
2012/13-4	000NONPJ	matrix spike dup, rec	3/22/2013	Metal	Selenium	Total	=	97	%	EPA 200.8	-88	-88	70	130	
2012/13-4	000NONPJ	matrix spike, RPD	3/22/2013	Metal	Selenium	Total	=	0.06	%	EPA 200.8	-88	-88	0	30	
2012/13-4	Lab	method blank	3/22/2013	Metal	Selenium	Total	<	0.28	µg/L	EPA 200.8	0.28	0.4			
2012/13-4	Lab	LCS	3/22/2013	Metal	Selenium	Total	=	53.2	µg/L	EPA 200.8	0.28	0.4			
2012/13-4	Lab	LCS, rec	3/22/2013	Metal	Selenium	Total	=	106	%	EPA 200.8	-88	-88	85	115	
2012/13-4	Lab	method blank	4/1/2013	Metal	Selenium	Total	<	0.28	µg/L	EPA 200.8	0.28	0.4			
2012/13-4	Lab	LCS	4/1/2013	Metal	Selenium	Total	=	51.2	µg/L	EPA 200.8	0.28	0.4			
2012/13-4	Lab	LCS, rec	4/1/2013	Metal	Selenium	Total	=	102	%	EPA 200.8	-88	-88	85	115	
2012/13-4	ME-VR2	matrix spike	4/1/2013	Metal	Selenium	Total	=	51.6	µg/L	EPA 200.8	0.28	0.4			
2012/13-4	ME-VR2	matrix spike, rec	4/1/2013	Metal	Selenium	Total	=	99	%	EPA 200.8	-88	-88	70	130	
2012/13-4	ME-VR2	matrix spike dup	4/1/2013	Metal	Selenium	Total	=	51.6	µg/L	EPA 200.8	0.28	0.4			
2012/13-4	ME-VR2	matrix spike dup, rec	4/1/2013	Metal	Selenium	Total	=	99	%	EPA 200.8	-88	-88	70	130	
2012/13-4	ME-VR2	matrix spike, RPD	4/1/2013	Metal	Selenium	Total	=	0.1	%	EPA 200.8	-88	-88	0	30	
2012/13-4	MO-CAM	matrix spike	4/1/2013	Metal	Selenium	Total	=	50.6	µg/L	EPA 200.8	0.28	0.4			
2012/13-4	MO-CAM	matrix spike, rec	4/1/2013	Metal	Selenium	Total	=	101	%	EPA 200.8	-88	-88	70	130	
2012/13-4	MO-CAM	matrix spike dup	4/1/2013	Metal	Selenium	Total	=	52.7	µg/L	EPA 200.8	0.28	0.4			
2012/13-4	MO-CAM	matrix spike dup, rec	4/1/2013	Metal	Selenium	Total	=	105	%	EPA 200.8	-88	-88	70	130	
2012/13-4	MO-CAM	matrix spike, RPD	4/1/2013	Metal	Selenium	Total	=	4	%	EPA 200.8	-88	-88	0	30	
2012/13-4	MO-OXN	matrix spike	3/22/2013	Metal	Selenium	Total	=	46.7	µg/L	EPA 200.8	0.28	0.4			
2012/13-4	MO-OXN	matrix spike, rec	3/22/2013	Metal	Selenium	Total	=	91	%	EPA 200.8	-88	-88	70	130	
2012/13-4	MO-OXN	matrix spike dup	3/22/2013	Metal	Selenium	Total	=	52.3	µg/L	EPA 200.8	0.28	0.4			

Appendix F
Laboratory QA/QC Analysis Results

Event ID	Site ID	QAQC Sample Type	Analysis Date	Classification	Constituent	Fraction	Sign	Result	Units	Method	MDL	RL	QA Limit		DQOComp
													Min	Max	
2012/13-4	MO-OXN	matrix spike dup, rec	3/22/2013	Metal	Selenium	Total	=	102	%	EPA 200.8	-88	-88	70	130	
2012/13-4	MO-OXN	matrix spike, RPD	3/22/2013	Metal	Selenium	Total	=	11	%	EPA 200.8	-88	-88	0	30	
2012/13-4	Lab	method blank	3/22/2013	Metal	Silver	Dissolved	<	0.027	µg/L	EPA 200.8	0.027	0.2			
2012/13-4	Lab	LCS	3/22/2013	Metal	Silver	Dissolved	=	49.4	µg/L	EPA 200.8	0.027	0.2			
2012/13-4	Lab	LCS, rec	3/22/2013	Metal	Silver	Dissolved	=	99	%	EPA 200.8	-88	-88	85	115	
2012/13-4	Lab	method blank	4/1/2013	Metal	Silver	Dissolved	<	0.027	µg/L	EPA 200.8	0.027	0.2			
2012/13-4	Lab	LCS	4/1/2013	Metal	Silver	Dissolved	=	49.7	µg/L	EPA 200.8	0.027	0.2			
2012/13-4	Lab	LCS, rec	4/1/2013	Metal	Silver	Dissolved	=	99	%	EPA 200.8	-88	-88	85	115	
2012/13-4	000NONPJ	matrix spike	3/22/2013	Metal	Silver	Total	=	48.9	µg/L	EPA 200.8	0.027	0.2			
2012/13-4	000NONPJ	matrix spike, rec	3/22/2013	Metal	Silver	Total	=	98	%	EPA 200.8	-88	-88	70	130	
2012/13-4	000NONPJ	matrix spike dup	3/22/2013	Metal	Silver	Total	=	48.6	µg/L	EPA 200.8	0.027	0.2			
2012/13-4	000NONPJ	matrix spike dup, rec	3/22/2013	Metal	Silver	Total	=	97	%	EPA 200.8	-88	-88	70	130	
2012/13-4	000NONPJ	matrix spike, RPD	3/22/2013	Metal	Silver	Total	=	0.7	%	EPA 200.8	-88	-88	0	30	
2012/13-4	Lab	method blank	3/22/2013	Metal	Silver	Total	<	0.027	µg/L	EPA 200.8	0.027	0.2			
2012/13-4	Lab	LCS	3/22/2013	Metal	Silver	Total	=	49.4	µg/L	EPA 200.8	0.027	0.2			
2012/13-4	Lab	LCS, rec	3/22/2013	Metal	Silver	Total	=	99	%	EPA 200.8	-88	-88	85	115	
2012/13-4	Lab	method blank	4/1/2013	Metal	Silver	Total	<	0.027	µg/L	EPA 200.8	0.027	0.2			
2012/13-4	Lab	LCS	4/1/2013	Metal	Silver	Total	=	49.7	µg/L	EPA 200.8	0.027	0.2			
2012/13-4	Lab	LCS, rec	4/1/2013	Metal	Silver	Total	=	99	%	EPA 200.8	-88	-88	85	115	
2012/13-4	ME-VR2	matrix spike	4/1/2013	Metal	Silver	Total	=	46.6	µg/L	EPA 200.8	0.027	0.2			
2012/13-4	ME-VR2	matrix spike, rec	4/1/2013	Metal	Silver	Total	=	93	%	EPA 200.8	-88	-88	70	130	
2012/13-4	ME-VR2	matrix spike dup	4/1/2013	Metal	Silver	Total	=	46	µg/L	EPA 200.8	0.027	0.2			
2012/13-4	ME-VR2	matrix spike dup, rec	4/1/2013	Metal	Silver	Total	=	92	%	EPA 200.8	-88	-88	70	130	
2012/13-4	ME-VR2	matrix spike, RPD	4/1/2013	Metal	Silver	Total	=	1	%	EPA 200.8	-88	-88	0	30	
2012/13-4	MO-CAM	matrix spike	4/1/2013	Metal	Silver	Total	=	50.6	µg/L	EPA 200.8	0.027	0.2			
2012/13-4	MO-CAM	matrix spike, rec	4/1/2013	Metal	Silver	Total	=	101	%	EPA 200.8	-88	-88	70	130	
2012/13-4	MO-CAM	matrix spike dup	4/1/2013	Metal	Silver	Total	=	51.1	µg/L	EPA 200.8	0.027	0.2			
2012/13-4	MO-CAM	matrix spike dup, rec	4/1/2013	Metal	Silver	Total	=	102	%	EPA 200.8	-88	-88	70	130	
2012/13-4	MO-CAM	matrix spike, RPD	4/1/2013	Metal	Silver	Total	=	0.9	%	EPA 200.8	-88	-88	0	30	
2012/13-4	MO-OXN	matrix spike	3/22/2013	Metal	Silver	Total	=	47.5	µg/L	EPA 200.8	0.027	0.2			
2012/13-4	MO-OXN	matrix spike, rec	3/22/2013	Metal	Silver	Total	=	95	%	EPA 200.8	-88	-88	70	130	
2012/13-4	MO-OXN	matrix spike dup	3/22/2013	Metal	Silver	Total	=	45.2	µg/L	EPA 200.8	0.027	0.2			
2012/13-4	MO-OXN	matrix spike dup, rec	3/22/2013	Metal	Silver	Total	=	90	%	EPA 200.8	-88	-88	70	130	
2012/13-4	MO-OXN	matrix spike, RPD	3/22/2013	Metal	Silver	Total	=	5	%	EPA 200.8	-88	-88	0	30	
2012/13-4	Lab	method blank	3/22/2013	Metal	Thallium	Dissolved	DNQ	0.01	µg/L	EPA 200.8	0.009	0.2			IP
2012/13-4	Lab	LCS	3/22/2013	Metal	Thallium	Dissolved	=	48.9	µg/L	EPA 200.8	0.009	0.2			
2012/13-4	Lab	LCS, rec	3/22/2013	Metal	Thallium	Dissolved	=	98	%	EPA 200.8	-88	-88	85	115	
2012/13-4	Lab	method blank	4/1/2013	Metal	Thallium	Dissolved	DNQ	0.02	µg/L	EPA 200.8	0.009	0.2			IP
2012/13-4	Lab	LCS	4/1/2013	Metal	Thallium	Dissolved	=	49.5	µg/L	EPA 200.8	0.009	0.2			
2012/13-4	Lab	LCS, rec	4/1/2013	Metal	Thallium	Dissolved	=	99	%	EPA 200.8	-88	-88	85	115	
2012/13-4	000NONPJ	matrix spike	3/22/2013	Metal	Thallium	Total	=	49.7	µg/L	EPA 200.8	0.034	0.2			
2012/13-4	000NONPJ	matrix spike, rec	3/22/2013	Metal	Thallium	Total	=	99	%	EPA 200.8	-88	-88	70	130	
2012/13-4	000NONPJ	matrix spike dup	3/22/2013	Metal	Thallium	Total	=	49.6	µg/L	EPA 200.8	0.034	0.2			
2012/13-4	000NONPJ	matrix spike dup, rec	3/22/2013	Metal	Thallium	Total	=	99	%	EPA 200.8	-88	-88	70	130	
2012/13-4	000NONPJ	matrix spike, RPD	3/22/2013	Metal	Thallium	Total	=	0.2	%	EPA 200.8	-88	-88	0	30	
2012/13-4	Lab	method blank	3/22/2013	Metal	Thallium	Total	<	0.034	µg/L	EPA 200.8	0.034	0.2			
2012/13-4	Lab	LCS	3/22/2013	Metal	Thallium	Total	=	48.9	µg/L	EPA 200.8	0.034	0.2			

Appendix F
Laboratory QA/QC Analysis Results

Event ID	Site ID	QAQC Sample Type	Analysis Date	Classification	Constituent	Fraction	Sign	Result	Units	Method	MDL	RL	QA Limit		DQOComp
													Min	Max	
2012/13-4	Lab	LCS, rec	3/22/2013	Metal	Thallium	Total	=	98	%	EPA 200.8	-88	-88	85	115	
2012/13-4	Lab	method blank	4/1/2013	Metal	Thallium	Total	<	0.034	µg/L	EPA 200.8	0.034	0.2			
2012/13-4	Lab	LCS	4/1/2013	Metal	Thallium	Total	=	49.5	µg/L	EPA 200.8	0.034	0.2			
2012/13-4	Lab	LCS, rec	4/1/2013	Metal	Thallium	Total	=	99	%	EPA 200.8	-88	-88	85	115	
2012/13-4	ME-VR2	matrix spike	4/1/2013	Metal	Thallium	Total	=	56.4	µg/L	EPA 200.8	0.034	0.2			
2012/13-4	ME-VR2	matrix spike, rec	4/1/2013	Metal	Thallium	Total	=	113	%	EPA 200.8	-88	-88	70	130	
2012/13-4	ME-VR2	matrix spike dup	4/1/2013	Metal	Thallium	Total	=	55.6	µg/L	EPA 200.8	0.034	0.2			
2012/13-4	ME-VR2	matrix spike dup, rec	4/1/2013	Metal	Thallium	Total	=	111	%	EPA 200.8	-88	-88	70	130	
2012/13-4	ME-VR2	matrix spike, RPD	4/1/2013	Metal	Thallium	Total	=	2	%	EPA 200.8	-88	-88	0	30	
2012/13-4	MO-CAM	matrix spike	4/1/2013	Metal	Thallium	Total	=	53.6	µg/L	EPA 200.8	0.034	0.2			
2012/13-4	MO-CAM	matrix spike, rec	4/1/2013	Metal	Thallium	Total	=	107	%	EPA 200.8	-88	-88	70	130	
2012/13-4	MO-CAM	matrix spike dup	4/1/2013	Metal	Thallium	Total	=	53.9	µg/L	EPA 200.8	0.034	0.2			
2012/13-4	MO-CAM	matrix spike dup, rec	4/1/2013	Metal	Thallium	Total	=	108	%	EPA 200.8	-88	-88	70	130	
2012/13-4	MO-CAM	matrix spike, RPD	4/1/2013	Metal	Thallium	Total	=	0.6	%	EPA 200.8	-88	-88	0	30	
2012/13-4	MO-OXN	matrix spike	3/22/2013	Metal	Thallium	Total	=	53.1	µg/L	EPA 200.8	0.034	0.2			
2012/13-4	MO-OXN	matrix spike, rec	3/22/2013	Metal	Thallium	Total	=	106	%	EPA 200.8	-88	-88	70	130	
2012/13-4	MO-OXN	matrix spike dup	3/22/2013	Metal	Thallium	Total	=	50.4	µg/L	EPA 200.8	0.034	0.2			
2012/13-4	MO-OXN	matrix spike dup, rec	3/22/2013	Metal	Thallium	Total	=	101	%	EPA 200.8	-88	-88	70	130	
2012/13-4	MO-OXN	matrix spike, RPD	3/22/2013	Metal	Thallium	Total	=	5	%	EPA 200.8	-88	-88	0	30	
2012/13-4	Lab	method blank	3/22/2013	Metal	Zinc	Dissolved	DNQ	1.74	µg/L	EPA 200.8	1.1	5			IP
2012/13-4	Lab	LCS	3/22/2013	Metal	Zinc	Dissolved	=	54	µg/L	EPA 200.8	1.1	5			
2012/13-4	Lab	LCS, rec	3/22/2013	Metal	Zinc	Dissolved	=	108	%	EPA 200.8	-88	-88	85	115	
2012/13-4	Lab	method blank	4/1/2013	Metal	Zinc	Dissolved	DNQ	1.87	µg/L	EPA 200.8	1.1	5			IP
2012/13-4	Lab	LCS	4/1/2013	Metal	Zinc	Dissolved	=	53.4	µg/L	EPA 200.8	1.1	5			
2012/13-4	Lab	LCS, rec	4/1/2013	Metal	Zinc	Dissolved	=	107	%	EPA 200.8	-88	-88	85	115	
2012/13-4	000NONPJ	matrix spike	3/22/2013	Metal	Zinc	Total	=	51.6	µg/L	EPA 200.8	1.1	5			
2012/13-4	000NONPJ	matrix spike, rec	3/22/2013	Metal	Zinc	Total	=	103	%	EPA 200.8	-88	-88	70	130	
2012/13-4	000NONPJ	matrix spike dup	3/22/2013	Metal	Zinc	Total	=	52.3	µg/L	EPA 200.8	1.1	5			
2012/13-4	000NONPJ	matrix spike dup, rec	3/22/2013	Metal	Zinc	Total	=	105	%	EPA 200.8	-88	-88	70	130	
2012/13-4	000NONPJ	matrix spike, RPD	3/22/2013	Metal	Zinc	Total	=	1	%	EPA 200.8	-88	-88	0	30	
2012/13-4	Lab	method blank	3/22/2013	Metal	Zinc	Total	<	1.1	µg/L	EPA 200.8	1.1	5			
2012/13-4	Lab	LCS	3/22/2013	Metal	Zinc	Total	=	54	µg/L	EPA 200.8	1.1	5			
2012/13-4	Lab	LCS, rec	3/22/2013	Metal	Zinc	Total	=	108	%	EPA 200.8	-88	-88	85	115	
2012/13-4	Lab	method blank	4/1/2013	Metal	Zinc	Total	<	1.1	µg/L	EPA 200.8	1.1	5			
2012/13-4	Lab	LCS	4/1/2013	Metal	Zinc	Total	=	53.4	µg/L	EPA 200.8	1.1	5			
2012/13-4	Lab	LCS, rec	4/1/2013	Metal	Zinc	Total	=	107	%	EPA 200.8	-88	-88	85	115	
2012/13-4	ME-VR2	matrix spike	4/1/2013	Metal	Zinc	Total	=	51.1	µg/L	EPA 200.8	1.1	5			
2012/13-4	ME-VR2	matrix spike, rec	4/1/2013	Metal	Zinc	Total	=	92	%	EPA 200.8	-88	-88	70	130	
2012/13-4	ME-VR2	matrix spike dup	4/1/2013	Metal	Zinc	Total	=	51.1	µg/L	EPA 200.8	1.1	5			
2012/13-4	ME-VR2	matrix spike dup, rec	4/1/2013	Metal	Zinc	Total	=	92	%	EPA 200.8	-88	-88	70	130	
2012/13-4	ME-VR2	matrix spike, RPD	4/1/2013	Metal	Zinc	Total	=	0.1	%	EPA 200.8	-88	-88	0	30	
2012/13-4	MO-CAM	matrix spike	4/1/2013	Metal	Zinc	Total	=	172	µg/L	EPA 200.8	1.1	5			
2012/13-4	MO-CAM	matrix spike, rec	4/1/2013	Metal	Zinc	Total	=	109	%	EPA 200.8	-88	-88	70	130	
2012/13-4	MO-CAM	matrix spike dup	4/1/2013	Metal	Zinc	Total	=	174	µg/L	EPA 200.8	1.1	5			
2012/13-4	MO-CAM	matrix spike dup, rec	4/1/2013	Metal	Zinc	Total	=	112	%	EPA 200.8	-88	-88	70	130	
2012/13-4	MO-CAM	matrix spike, RPD	4/1/2013	Metal	Zinc	Total	=	0.9	%	EPA 200.8	-88	-88	0	30	
2012/13-4	MO-OXN	matrix spike	3/22/2013	Metal	Zinc	Total	=	252	µg/L	EPA 200.8	1.1	5			

Appendix F
Laboratory QA/QC Analysis Results

Event ID	Site ID	QAQC Sample Type	Analysis Date	Classification	Constituent	Fraction	Sign	Result	Units	Method	MDL	RL	QA Limit		DQOComp
													Min	Max	
2012/13-4	MO-OXN	matrix spike, rec	3/22/2013	Metal	Zinc	Total	=	94	%	EPA 200.8	-88	-88	70	130	
2012/13-4	MO-OXN	matrix spike dup	3/22/2013	Metal	Zinc	Total	=	256	µg/L	EPA 200.8	1.1	5			
2012/13-4	MO-OXN	matrix spike dup, rec	3/22/2013	Metal	Zinc	Total	=	101	%	EPA 200.8	-88	-88	70	130	
2012/13-4	MO-OXN	matrix spike, RPD	3/22/2013	Metal	Zinc	Total	=	1	%	EPA 200.8	-88	-88	0	30	
2012/13-4	000NONPJ	matrix spike	3/20/2013	Nutrient	Ammonia as N	n/a	=	1.53	mg/L	EPA 350.1	0.048	0.1			
2012/13-4	000NONPJ	matrix spike, rec	3/20/2013	Nutrient	Ammonia as N	n/a	=	90	%	EPA 350.1	-88	-88	90	110	
2012/13-4	000NONPJ	matrix spike dup	3/20/2013	Nutrient	Ammonia as N	n/a	=	1.62	mg/L	EPA 350.1	0.048	0.1			
2012/13-4	000NONPJ	matrix spike dup, rec	3/20/2013	Nutrient	Ammonia as N	n/a	=	99	%	EPA 350.1	-88	-88	90	110	
2012/13-4	000NONPJ	matrix spike, RPD	3/20/2013	Nutrient	Ammonia as N	n/a	=	6	%	EPA 350.1	-88	-88	0	15	
2012/13-4	000NONPJ	matrix spike	3/20/2013	Nutrient	Ammonia as N	n/a	=	0.973	mg/L	EPA 350.1	0.048	0.1			
2012/13-4	000NONPJ	matrix spike, rec	3/20/2013	Nutrient	Ammonia as N	n/a	=	97	%	EPA 350.1	-88	-88	90	110	
2012/13-4	000NONPJ	matrix spike dup	3/20/2013	Nutrient	Ammonia as N	n/a	=	1.01	mg/L	EPA 350.1	0.048	0.1			
2012/13-4	000NONPJ	matrix spike dup, rec	3/20/2013	Nutrient	Ammonia as N	n/a	=	101	%	EPA 350.1	-88	-88	90	110	
2012/13-4	000NONPJ	matrix spike, RPD	3/20/2013	Nutrient	Ammonia as N	n/a	=	4	%	EPA 350.1	-88	-88	0	15	
2012/13-4	000NONPJ	matrix spike	3/26/2013	Nutrient	Ammonia as N	n/a	=	1.53	mg/L	EPA 350.1	0.048	0.1			
2012/13-4	000NONPJ	matrix spike, rec	3/26/2013	Nutrient	Ammonia as N	n/a	=	104	%	EPA 350.1	-88	-88	90	110	
2012/13-4	000NONPJ	matrix spike dup	3/26/2013	Nutrient	Ammonia as N	n/a	=	1.51	mg/L	EPA 350.1	0.048	0.1			
2012/13-4	000NONPJ	matrix spike dup, rec	3/26/2013	Nutrient	Ammonia as N	n/a	=	102	%	EPA 350.1	-88	-88	90	110	
2012/13-4	000NONPJ	matrix spike, RPD	3/26/2013	Nutrient	Ammonia as N	n/a	=	1	%	EPA 350.1	-88	-88	0	15	
2012/13-4	Lab	method blank	3/20/2013	Nutrient	Ammonia as N	n/a	<	0.048	mg/L	EPA 350.1	0.048	0.1			
2012/13-4	Lab	LCS	3/20/2013	Nutrient	Ammonia as N	n/a	=	1	mg/L	EPA 350.1	0.048	0.1			
2012/13-4	Lab	LCS, rec	3/20/2013	Nutrient	Ammonia as N	n/a	=	100	%	EPA 350.1	-88	-88	90	110	
2012/13-4	Lab	method blank	3/26/2013	Nutrient	Ammonia as N	n/a	<	0.048	mg/L	EPA 350.1	0.048	0.1			
2012/13-4	Lab	LCS	3/26/2013	Nutrient	Ammonia as N	n/a	=	1.05	mg/L	EPA 350.1	0.048	0.1			
2012/13-4	Lab	LCS, rec	3/26/2013	Nutrient	Ammonia as N	n/a	=	105	%	EPA 350.1	-88	-88	90	110	
2012/13-4	MO-OXN	matrix spike	3/26/2013	Nutrient	Ammonia as N	n/a	=	2.7	mg/L	EPA 350.1	0.096	0.2			D,GB
2012/13-4	MO-OXN	matrix spike, rec	3/26/2013	Nutrient	Ammonia as N	n/a	=	135	%	EPA 350.1	-88	-88	90	110	D,GB
2012/13-4	MO-OXN	matrix spike dup	3/26/2013	Nutrient	Ammonia as N	n/a	=	2.88	mg/L	EPA 350.1	0.096	0.2			D,GB
2012/13-4	MO-OXN	matrix spike dup, rec	3/26/2013	Nutrient	Ammonia as N	n/a	=	153	%	EPA 350.1	-88	-88	90	110	D,GB
2012/13-4	MO-OXN	matrix spike, RPD	3/26/2013	Nutrient	Ammonia as N	n/a	=	6	%	EPA 350.1	-88	-88	0	15	D
2012/13-4	000NONPJ	matrix spike	3/9/2013	Nutrient	Nitrate + Nitrite as N	n/a	=	2.04	mg/L	EPA 353.2	0.01	0.1			
2012/13-4	000NONPJ	matrix spike, rec	3/9/2013	Nutrient	Nitrate + Nitrite as N	n/a	=	102	%	EPA 353.2	-88	-88	90	110	
2012/13-4	000NONPJ	matrix spike dup	3/9/2013	Nutrient	Nitrate + Nitrite as N	n/a	=	2.02	mg/L	EPA 353.2	0.01	0.1			
2012/13-4	000NONPJ	matrix spike dup, rec	3/9/2013	Nutrient	Nitrate + Nitrite as N	n/a	=	101	%	EPA 353.2	-88	-88	90	110	
2012/13-4	000NONPJ	matrix spike, RPD	3/9/2013	Nutrient	Nitrate + Nitrite as N	n/a	=	0.9	%	EPA 353.2	-88	-88	0	20	
2012/13-4	Lab	LCS	3/9/2013	Nutrient	Nitrate + Nitrite as N	n/a	=	1.05	mg/L	EPA 353.2	0.01	0.1			
2012/13-4	Lab	LCS, rec	3/9/2013	Nutrient	Nitrate + Nitrite as N	n/a	=	105	%	EPA 353.2	-88	-88	90	110	
2012/13-4	Lab	method blank	3/9/2013	Nutrient	Nitrate + Nitrite as N	n/a	<	0.01	mg/L	EPA 353.2	0.01	0.1			
2012/13-4	Lab	LCS	3/11/2013	Nutrient	Nitrate + Nitrite as N	n/a	=	0.965	mg/L	EPA 353.2	0.01	0.1			
2012/13-4	Lab	LCS, rec	3/11/2013	Nutrient	Nitrate + Nitrite as N	n/a	=	96	%	EPA 353.2	-88	-88	90	110	
2012/13-4	Lab	method blank	3/11/2013	Nutrient	Nitrate + Nitrite as N	n/a	DNQ	0.022	mg/L	EPA 353.2	0.01	0.1			IP
2012/13-4	MO-OXN	matrix spike	3/11/2013	Nutrient	Nitrate + Nitrite as N	n/a	=	3.24	mg/L	EPA 353.2	0.01	0.1			
2012/13-4	MO-OXN	matrix spike, rec	3/11/2013	Nutrient	Nitrate + Nitrite as N	n/a	=	95	%	EPA 353.2	-88	-88	90	110	
2012/13-4	MO-OXN	matrix spike dup	3/11/2013	Nutrient	Nitrate + Nitrite as N	n/a	=	3.2	mg/L	EPA 353.2	0.01	0.1			
2012/13-4	MO-OXN	matrix spike dup, rec	3/11/2013	Nutrient	Nitrate + Nitrite as N	n/a	=	93	%	EPA 353.2	-88	-88	90	110	
2012/13-4	MO-OXN	matrix spike, RPD	3/11/2013	Nutrient	Nitrate + Nitrite as N	n/a	=	1	%	EPA 353.2	-88	-88	0	20	
2012/13-4	MO-VEN	matrix spike	3/11/2013	Nutrient	Nitrate + Nitrite as N	n/a	=	3.2	mg/L	EPA 353.2	0.01	0.1			

Appendix F
Laboratory QA/QC Analysis Results

Event ID	Site ID	QAQC Sample Type	Analysis Date	Classification	Constituent	Fraction	Sign	Result	Units	Method	MDL	RL	QA Limit		DQOComp
													Min	Max	
2012/13-4	MO-VEN	matrix spike, rec	3/11/2013	Nutrient	Nitrate + Nitrite as N	n/a	=	96	%	EPA 353.2	-88	-88	90	110	
2012/13-4	MO-VEN	matrix spike dup	3/11/2013	Nutrient	Nitrate + Nitrite as N	n/a	=	3.19	mg/L	EPA 353.2	0.01	0.1			
2012/13-4	MO-VEN	matrix spike dup, rec	3/11/2013	Nutrient	Nitrate + Nitrite as N	n/a	=	96	%	EPA 353.2	-88	-88	90	110	
2012/13-4	MO-VEN	matrix spike, RPD	3/11/2013	Nutrient	Nitrate + Nitrite as N	n/a	=	0.4	%	EPA 353.2	-88	-88	0	20	
2012/13-4	000NONPJ	matrix spike	3/9/2013	Nutrient	Nitrate as N	n/a	=	2.04	mg/L	EPA 353.2	0.041	0.1			
2012/13-4	000NONPJ	matrix spike, rec	3/9/2013	Nutrient	Nitrate as N	n/a	=	102	%	EPA 353.2	-88	-88	90	110	
2012/13-4	000NONPJ	matrix spike dup	3/9/2013	Nutrient	Nitrate as N	n/a	=	2.02	mg/L	EPA 353.2	0.041	0.1			
2012/13-4	000NONPJ	matrix spike dup, rec	3/9/2013	Nutrient	Nitrate as N	n/a	=	101	%	EPA 353.2	-88	-88	90	110	
2012/13-4	000NONPJ	matrix spike, RPD	3/9/2013	Nutrient	Nitrate as N	n/a	=	0.9	%	EPA 353.2	-88	-88	0	20	
2012/13-4	Lab	LCS	3/9/2013	Nutrient	Nitrate as N	n/a	=	1.05	mg/L	EPA 353.2	0.041	0.1			
2012/13-4	Lab	LCS, rec	3/9/2013	Nutrient	Nitrate as N	n/a	=	105	%	EPA 353.2	-88	-88	90	110	
2012/13-4	Lab	method blank	3/9/2013	Nutrient	Nitrate as N	n/a	<	0.041	mg/L	EPA 353.2	0.041	0.1			
2012/13-4	Lab	method blank	4/4/2013	Nutrient	Phosphorus as P	Dissolved	<	0.0014	mg/L	EPA 365.1	0.0014	0.01			
2012/13-4	Lab	LCS	4/4/2013	Nutrient	Phosphorus as P	Dissolved	=	0.0483	mg/L	EPA 365.1	0.0014	0.01			
2012/13-4	Lab	LCS, rec	4/4/2013	Nutrient	Phosphorus as P	Dissolved	=	97	%	EPA 365.1	-88	-88	90	110	
2012/13-4	ME-VR2	matrix spike	4/4/2013	Nutrient	Phosphorus as P	Dissolved	=	0.114	mg/L	EPA 365.1	0.0014	0.01			
2012/13-4	ME-VR2	matrix spike, rec	4/4/2013	Nutrient	Phosphorus as P	Dissolved	=	108	%	EPA 365.1	-88	-88	90	110	
2012/13-4	ME-VR2	matrix spike dup	4/4/2013	Nutrient	Phosphorus as P	Dissolved	=	0.112	mg/L	EPA 365.1	0.0014	0.01			
2012/13-4	ME-VR2	matrix spike dup, rec	4/4/2013	Nutrient	Phosphorus as P	Dissolved	=	104	%	EPA 365.1	-88	-88	90	110	
2012/13-4	ME-VR2	matrix spike, RPD	4/4/2013	Nutrient	Phosphorus as P	Dissolved	=	2	%	EPA 365.1	-88	-88	0	10	
2012/13-4	MO-OXN	matrix spike	4/4/2013	Nutrient	Phosphorus as P	Dissolved	=	0.64	mg/L	EPA 365.1	0.007	0.05			D
2012/13-4	MO-OXN	matrix spike, rec	4/4/2013	Nutrient	Phosphorus as P	Dissolved	=	107	%	EPA 365.1	-88	-88	90	110	D
2012/13-4	MO-OXN	matrix spike dup	4/4/2013	Nutrient	Phosphorus as P	Dissolved	=	0.645	mg/L	EPA 365.1	0.007	0.05			D
2012/13-4	MO-OXN	matrix spike dup, rec	4/4/2013	Nutrient	Phosphorus as P	Dissolved	=	109	%	EPA 365.1	-88	-88	90	110	D
2012/13-4	MO-OXN	matrix spike, RPD	4/4/2013	Nutrient	Phosphorus as P	Dissolved	=	0.8	%	EPA 365.1	-88	-88	0	10	D
2012/13-4	000NONPJ	matrix spike	3/15/2013	Nutrient	Phosphorus as P	Total	=	0.196	mg/L	EPA 365.1	0.0014	0.01			
2012/13-4	000NONPJ	matrix spike, rec	3/15/2013	Nutrient	Phosphorus as P	Total	=	98	%	EPA 365.1	-88	-88	90	110	
2012/13-4	000NONPJ	matrix spike dup	3/15/2013	Nutrient	Phosphorus as P	Total	=	0.195	mg/L	EPA 365.1	0.0014	0.01			
2012/13-4	000NONPJ	matrix spike dup, rec	3/15/2013	Nutrient	Phosphorus as P	Total	=	96	%	EPA 365.1	-88	-88	90	110	
2012/13-4	000NONPJ	matrix spike, RPD	3/15/2013	Nutrient	Phosphorus as P	Total	=	0.5	%	EPA 365.1	-88	-88	0	10	
2012/13-4	000NONPJ	matrix spike	3/15/2013	Nutrient	Phosphorus as P	Total	=	0.0558	mg/L	EPA 365.1	0.0014	0.01			
2012/13-4	000NONPJ	matrix spike, rec	3/15/2013	Nutrient	Phosphorus as P	Total	=	102	%	EPA 365.1	-88	-88	90	110	
2012/13-4	000NONPJ	matrix spike dup	3/15/2013	Nutrient	Phosphorus as P	Total	=	0.0558	mg/L	EPA 365.1	0.0014	0.01			
2012/13-4	000NONPJ	matrix spike dup, rec	3/15/2013	Nutrient	Phosphorus as P	Total	=	102	%	EPA 365.1	-88	-88	90	110	
2012/13-4	000NONPJ	matrix spike, RPD	3/15/2013	Nutrient	Phosphorus as P	Total	=	0	%	EPA 365.1	-88	-88	0	10	
2012/13-4	Lab	method blank	3/15/2013	Nutrient	Phosphorus as P	Total	<	0.0014	mg/L	EPA 365.1	0.0014	0.01			
2012/13-4	Lab	LCS	3/15/2013	Nutrient	Phosphorus as P	Total	=	0.0509	mg/L	EPA 365.1	0.0014	0.01			
2012/13-4	Lab	LCS, rec	3/15/2013	Nutrient	Phosphorus as P	Total	=	102	%	EPA 365.1	-88	-88	90	110	
2012/13-4	Lab	method blank	4/4/2013	Nutrient	Phosphorus as P	Total	<	0.0014	mg/L	EPA 365.1	0.0014	0.01			
2012/13-4	Lab	LCS	4/4/2013	Nutrient	Phosphorus as P	Total	=	0.0486	mg/L	EPA 365.1	0.0014	0.01			
2012/13-4	Lab	LCS, rec	4/4/2013	Nutrient	Phosphorus as P	Total	=	97	%	EPA 365.1	-88	-88	90	110	
2012/13-4	MO-OXN	matrix spike	4/4/2013	Nutrient	Phosphorus as P	Total	=	0.82	mg/L	EPA 365.1	0.007	0.05			D
2012/13-4	MO-OXN	matrix spike, rec	4/4/2013	Nutrient	Phosphorus as P	Total	=	110	%	EPA 365.1	-88	-88	90	110	D
2012/13-4	MO-OXN	matrix spike dup	4/4/2013	Nutrient	Phosphorus as P	Total	=	0.86	mg/L	EPA 365.1	0.007	0.05			D,GB
2012/13-4	MO-OXN	matrix spike dup, rec	4/4/2013	Nutrient	Phosphorus as P	Total	=	126	%	EPA 365.1	-88	-88	90	110	D,GB
2012/13-4	MO-OXN	matrix spike, RPD	4/4/2013	Nutrient	Phosphorus as P	Total	=	5	%	EPA 365.1	-88	-88	0	10	D
2012/13-4	Lab	method blank	3/21/2013	Nutrient	TKN	n/a	<	0.074	mg/L	EPA 351.2	0.074	0.1			

Appendix F
Laboratory QA/QC Analysis Results

Event ID	Site ID	QAQC Sample Type	Analysis Date	Classification	Constituent	Fraction	Sign	Result	Units	Method	MDL	RL	QA Limit		DQOComp
													Min	Max	
2012/13-4	Lab	LCS	3/21/2013	Nutrient	TKN	n/a	=	0.976	mg/L	EPA 351.2	0.074	0.1			
2012/13-4	Lab	LCS, rec	3/21/2013	Nutrient	TKN	n/a	=	98	%	EPA 351.2	-88	-88	90	110	
2012/13-4	ME-VR2	matrix spike	3/21/2013	Nutrient	TKN	n/a	=	1.34	mg/L	EPA 351.2	0.074	0.1			
2012/13-4	ME-VR2	matrix spike, rec	3/21/2013	Nutrient	TKN	n/a	=	107	%	EPA 351.2	-88	-88	90	110	
2012/13-4	ME-VR2	matrix spike dup	3/21/2013	Nutrient	TKN	n/a	=	1.35	mg/L	EPA 351.2	0.074	0.1			
2012/13-4	ME-VR2	matrix spike dup, rec	3/21/2013	Nutrient	TKN	n/a	=	108	%	EPA 351.2	-88	-88	90	110	
2012/13-4	ME-VR2	matrix spike, RPD	3/21/2013	Nutrient	TKN	n/a	=	0.7	%	EPA 351.2	-88	-88	0	15	
2012/13-4	MO-OXN	matrix spike	3/21/2013	Nutrient	TKN	n/a	=	5.96	mg/L	EPA 351.2	0.15	0.2			D
2012/13-4	MO-OXN	matrix spike, rec	3/21/2013	Nutrient	TKN	n/a	=	100	%	EPA 351.2	-88	-88	90	110	D
2012/13-4	MO-OXN	matrix spike dup	3/21/2013	Nutrient	TKN	n/a	=	5.76	mg/L	EPA 351.2	0.15	0.2			D,GB
2012/13-4	MO-OXN	matrix spike dup, rec	3/21/2013	Nutrient	TKN	n/a	=	80	%	EPA 351.2	-88	-88	90	110	D,GB
2012/13-4	MO-OXN	matrix spike, RPD	3/21/2013	Nutrient	TKN	n/a	=	3	%	EPA 351.2	-88	-88	0	15	D
2012/13-4	Lab	method blank	3/18/2013	Organic	1,2,4-Trichlorobenzene	n/a	<	0.55	µg/L	EPA 625	0.55	1			
2012/13-4	Lab	LCS	3/18/2013	Organic	1,2,4-Trichlorobenzene	n/a	=	32.8	µg/L	EPA 625	0.55	1			
2012/13-4	Lab	LCS, rec	3/18/2013	Organic	1,2,4-Trichlorobenzene	n/a	=	66	%	EPA 625	-88	-88	44	142	
2012/13-4	Lab	method blank	3/27/2013	Organic	1,2,4-Trichlorobenzene	n/a	<	0.55	µg/L	EPA 625	0.55	1			
2012/13-4	Lab	LCS	3/27/2013	Organic	1,2,4-Trichlorobenzene	n/a	=	18.2	µg/L	EPA 625	0.55	1			EUM
2012/13-4	Lab	LCS, rec	3/27/2013	Organic	1,2,4-Trichlorobenzene	n/a	=	36	%	EPA 625	-88	-88	44	142	EUM
2012/13-4	ME-CC	matrix spike	3/27/2013	Organic	1,2,4-Trichlorobenzene	n/a	=	29.4	µg/L	EPA 625	0.55	1			
2012/13-4	ME-CC	matrix spike, rec	3/27/2013	Organic	1,2,4-Trichlorobenzene	n/a	=	59	%	EPA 625	-88	-88	44	142	
2012/13-4	ME-CC	matrix spike dup	3/27/2013	Organic	1,2,4-Trichlorobenzene	n/a	=	16.6	µg/L	EPA 625	0.55	1			GB
2012/13-4	ME-CC	matrix spike dup, rec	3/27/2013	Organic	1,2,4-Trichlorobenzene	n/a	=	33	%	EPA 625	-88	-88	44	142	GB
2012/13-4	ME-CC	matrix spike, RPD	3/27/2013	Organic	1,2,4-Trichlorobenzene	n/a	=	56	%	EPA 625	-88	-88	0	30	IL
2012/13-4	MO-OXN	matrix spike	3/18/2013	Organic	1,2,4-Trichlorobenzene	n/a	=	28.7	µg/L	EPA 625	0.55	1			
2012/13-4	MO-OXN	matrix spike, rec	3/18/2013	Organic	1,2,4-Trichlorobenzene	n/a	=	57	%	EPA 625	-88	-88	44	142	
2012/13-4	MO-OXN	matrix spike dup	3/18/2013	Organic	1,2,4-Trichlorobenzene	n/a	=	27	µg/L	EPA 625	0.55	1			
2012/13-4	MO-OXN	matrix spike dup, rec	3/18/2013	Organic	1,2,4-Trichlorobenzene	n/a	=	54	%	EPA 625	-88	-88	44	142	
2012/13-4	MO-OXN	matrix spike, RPD	3/18/2013	Organic	1,2,4-Trichlorobenzene	n/a	=	6	%	EPA 625	-88	-88	0	30	
2012/13-4	Lab	method blank	3/18/2013	Organic	1,2-Dichlorobenzene	n/a	<	0.57	µg/L	EPA 625	0.57	1			
2012/13-4	Lab	LCS	3/18/2013	Organic	1,2-Dichlorobenzene	n/a	=	30.7	µg/L	EPA 625	0.57	1			
2012/13-4	Lab	LCS, rec	3/18/2013	Organic	1,2-Dichlorobenzene	n/a	=	61	%	EPA 625	-88	-88	32	129	
2012/13-4	Lab	method blank	3/27/2013	Organic	1,2-Dichlorobenzene	n/a	<	0.57	µg/L	EPA 625	0.57	1			
2012/13-4	Lab	LCS	3/27/2013	Organic	1,2-Dichlorobenzene	n/a	=	15.6	µg/L	EPA 625	0.57	1			EUM
2012/13-4	Lab	LCS, rec	3/27/2013	Organic	1,2-Dichlorobenzene	n/a	=	31	%	EPA 625	-88	-88	32	129	EUM
2012/13-4	ME-CC	matrix spike	3/27/2013	Organic	1,2-Dichlorobenzene	n/a	=	30.9	µg/L	EPA 625	0.57	1			
2012/13-4	ME-CC	matrix spike, rec	3/27/2013	Organic	1,2-Dichlorobenzene	n/a	=	62	%	EPA 625	-88	-88	32	129	
2012/13-4	ME-CC	matrix spike dup	3/27/2013	Organic	1,2-Dichlorobenzene	n/a	=	15.8	µg/L	EPA 625	0.57	1			
2012/13-4	ME-CC	matrix spike dup, rec	3/27/2013	Organic	1,2-Dichlorobenzene	n/a	=	32	%	EPA 625	-88	-88	32	129	
2012/13-4	ME-CC	matrix spike, RPD	3/27/2013	Organic	1,2-Dichlorobenzene	n/a	=	65	%	EPA 625	-88	-88	0	30	IL
2012/13-4	MO-OXN	matrix spike	3/18/2013	Organic	1,2-Dichlorobenzene	n/a	=	30.4	µg/L	EPA 625	0.57	1			
2012/13-4	MO-OXN	matrix spike, rec	3/18/2013	Organic	1,2-Dichlorobenzene	n/a	=	61	%	EPA 625	-88	-88	32	129	
2012/13-4	MO-OXN	matrix spike dup	3/18/2013	Organic	1,2-Dichlorobenzene	n/a	=	29.9	µg/L	EPA 625	0.57	1			
2012/13-4	MO-OXN	matrix spike dup, rec	3/18/2013	Organic	1,2-Dichlorobenzene	n/a	=	60	%	EPA 625	-88	-88	32	129	
2012/13-4	MO-OXN	matrix spike, RPD	3/18/2013	Organic	1,2-Dichlorobenzene	n/a	=	2	%	EPA 625	-88	-88	0	30	
2012/13-4	Lab	srgt LCS	3/11/2013	Organic	1,2-Dichlorobenzene-d4	n/a	=	13.4	µg/L	EPA 524.2	-88	-88			GN
2012/13-4	Lab	srgt LCS, rec	3/11/2013	Organic	1,2-Dichlorobenzene-d4	n/a	=	134	%	EPA 524.2	-88	-88	70	130	GN
2012/13-4	Lab	srgt LCS dup	3/11/2013	Organic	1,2-Dichlorobenzene-d4	n/a	=	12.6	µg/L	EPA 524.2	-88	-88			

Appendix F
Laboratory QA/QC Analysis Results

Event ID	Site ID	QAQC Sample Type	Analysis Date	Classification	Constituent	Fraction	Sign	Result	Units	Method	MDL	RL	QA Limit		DQOComp
													Min	Max	
2012/13-4	Lab	srgt LCS dup, rec	3/11/2013	Organic	1,2-Dichlorobenzene-d4	n/a	=	126	%	EPA 524.2	-88	-88	70	130	
2012/13-4	Lab	srgt method blank	3/11/2013	Organic	1,2-Dichlorobenzene-d4	n/a	=	8.12	µg/L	EPA 524.2	-88	-88			
2012/13-4	Lab	srgt method blank, rec	3/11/2013	Organic	1,2-Dichlorobenzene-d4	n/a	=	81	%	EPA 524.2	-88	-88	70	130	
2012/13-4	ME-CC	srgt environ	3/11/2013	Organic	1,2-Dichlorobenzene-d4	n/a	=	9.39	µg/L	EPA 524.2	-88	-88			
2012/13-4	ME-CC	srgt environ, rec	3/11/2013	Organic	1,2-Dichlorobenzene-d4	n/a	=	94	%	EPA 524.2	-88	-88	70	130	
2012/13-4	ME-SCR	srgt environ	3/11/2013	Organic	1,2-Dichlorobenzene-d4	n/a	=	8.94	µg/L	EPA 524.2	-88	-88			
2012/13-4	ME-SCR	srgt environ, rec	3/11/2013	Organic	1,2-Dichlorobenzene-d4	n/a	=	89	%	EPA 524.2	-88	-88	70	130	
2012/13-4	ME-VR2	srgt environ	3/11/2013	Organic	1,2-Dichlorobenzene-d4	n/a	=	9.09	µg/L	EPA 524.2	-88	-88			
2012/13-4	ME-VR2	srgt environ, rec	3/11/2013	Organic	1,2-Dichlorobenzene-d4	n/a	=	91	%	EPA 524.2	-88	-88	70	130	
2012/13-4	MO-CAM	srgt environ	3/11/2013	Organic	1,2-Dichlorobenzene-d4	n/a	=	8.48	µg/L	EPA 524.2	-88	-88			
2012/13-4	MO-CAM	srgt environ, rec	3/11/2013	Organic	1,2-Dichlorobenzene-d4	n/a	=	85	%	EPA 524.2	-88	-88	70	130	
2012/13-4	MO-FIL	srgt environ	3/11/2013	Organic	1,2-Dichlorobenzene-d4	n/a	=	11.1	µg/L	EPA 524.2	-88	-88			
2012/13-4	MO-FIL	srgt environ, rec	3/11/2013	Organic	1,2-Dichlorobenzene-d4	n/a	=	111	%	EPA 524.2	-88	-88	70	130	
2012/13-4	MO-HUE	srgt environ	3/11/2013	Organic	1,2-Dichlorobenzene-d4	n/a	=	8.35	µg/L	EPA 524.2	-88	-88			
2012/13-4	MO-HUE	srgt environ, rec	3/11/2013	Organic	1,2-Dichlorobenzene-d4	n/a	=	84	%	EPA 524.2	-88	-88	70	130	
2012/13-4	MO-MEI	srgt environ	3/11/2013	Organic	1,2-Dichlorobenzene-d4	n/a	=	8.75	µg/L	EPA 524.2	-88	-88			
2012/13-4	MO-MEI	srgt environ, rec	3/11/2013	Organic	1,2-Dichlorobenzene-d4	n/a	=	88	%	EPA 524.2	-88	-88	70	130	
2012/13-4	MO-MPK	srgt environ	3/11/2013	Organic	1,2-Dichlorobenzene-d4	n/a	=	8.46	µg/L	EPA 524.2	-88	-88			
2012/13-4	MO-MPK	srgt environ, rec	3/11/2013	Organic	1,2-Dichlorobenzene-d4	n/a	=	85	%	EPA 524.2	-88	-88	70	130	
2012/13-4	MO-OJA	srgt environ	3/11/2013	Organic	1,2-Dichlorobenzene-d4	n/a	=	9.12	µg/L	EPA 524.2	-88	-88			
2012/13-4	MO-OJA	srgt environ, rec	3/11/2013	Organic	1,2-Dichlorobenzene-d4	n/a	=	91	%	EPA 524.2	-88	-88	70	130	
2012/13-4	MO-OXN	srgt environ	3/11/2013	Organic	1,2-Dichlorobenzene-d4	n/a	=	10.9	µg/L	EPA 524.2	-88	-88			
2012/13-4	MO-OXN	srgt environ, rec	3/11/2013	Organic	1,2-Dichlorobenzene-d4	n/a	=	109	%	EPA 524.2	-88	-88	70	130	
2012/13-4	MO-SIM	srgt environ	3/11/2013	Organic	1,2-Dichlorobenzene-d4	n/a	=	8.85	µg/L	EPA 524.2	-88	-88			
2012/13-4	MO-SIM	srgt environ, rec	3/11/2013	Organic	1,2-Dichlorobenzene-d4	n/a	=	88	%	EPA 524.2	-88	-88	70	130	
2012/13-4	MO-SPA	srgt environ	3/11/2013	Organic	1,2-Dichlorobenzene-d4	n/a	=	9.45	µg/L	EPA 524.2	-88	-88			
2012/13-4	MO-SPA	srgt environ, rec	3/11/2013	Organic	1,2-Dichlorobenzene-d4	n/a	=	94	%	EPA 524.2	-88	-88	70	130	
2012/13-4	MO-THO	srgt environ	3/11/2013	Organic	1,2-Dichlorobenzene-d4	n/a	=	8.03	µg/L	EPA 524.2	-88	-88			
2012/13-4	MO-THO	srgt environ, rec	3/11/2013	Organic	1,2-Dichlorobenzene-d4	n/a	=	80	%	EPA 524.2	-88	-88	70	130	
2012/13-4	MO-VEN	srgt environ	3/11/2013	Organic	1,2-Dichlorobenzene-d4	n/a	=	11.7	µg/L	EPA 524.2	-88	-88			
2012/13-4	MO-VEN	srgt environ, rec	3/11/2013	Organic	1,2-Dichlorobenzene-d4	n/a	=	117	%	EPA 524.2	-88	-88	70	130	
2012/13-4	Lab	method blank	3/18/2013	Organic	1,2-Diphenylhydrazine	n/a	<	0.25	µg/L	EPA 625	0.25	1			
2012/13-4	Lab	method blank	3/27/2013	Organic	1,2-Diphenylhydrazine	n/a	<	0.25	µg/L	EPA 625	0.25	1			
2012/13-4	Lab	method blank	3/18/2013	Organic	1,3-Dichlorobenzene	n/a	<	0.53	µg/L	EPA 625	0.53	1			
2012/13-4	Lab	LCS	3/18/2013	Organic	1,3-Dichlorobenzene	n/a	=	31	µg/L	EPA 625	0.53	1			
2012/13-4	Lab	LCS, rec	3/18/2013	Organic	1,3-Dichlorobenzene	n/a	=	62	%	EPA 625	-88	-88	0.1	172	
2012/13-4	Lab	method blank	3/27/2013	Organic	1,3-Dichlorobenzene	n/a	<	0.53	µg/L	EPA 625	0.53	1			
2012/13-4	Lab	LCS	3/27/2013	Organic	1,3-Dichlorobenzene	n/a	=	14.6	µg/L	EPA 625	0.53	1			
2012/13-4	Lab	LCS, rec	3/27/2013	Organic	1,3-Dichlorobenzene	n/a	=	29	%	EPA 625	-88	-88	0.1	172	
2012/13-4	ME-CC	matrix spike	3/27/2013	Organic	1,3-Dichlorobenzene	n/a	=	29	µg/L	EPA 625	0.53	1			
2012/13-4	ME-CC	matrix spike, rec	3/27/2013	Organic	1,3-Dichlorobenzene	n/a	=	58	%	EPA 625	-88	-88	0.1	172	
2012/13-4	ME-CC	matrix spike dup	3/27/2013	Organic	1,3-Dichlorobenzene	n/a	=	14.9	µg/L	EPA 625	0.53	1			
2012/13-4	ME-CC	matrix spike dup, rec	3/27/2013	Organic	1,3-Dichlorobenzene	n/a	=	30	%	EPA 625	-88	-88	0.1	172	
2012/13-4	ME-CC	matrix spike, RPD	3/27/2013	Organic	1,3-Dichlorobenzene	n/a	=	64	%	EPA 625	-88	-88	0	30	IL
2012/13-4	MO-OXN	matrix spike	3/18/2013	Organic	1,3-Dichlorobenzene	n/a	=	23.8	µg/L	EPA 625	0.53	1			
2012/13-4	MO-OXN	matrix spike, rec	3/18/2013	Organic	1,3-Dichlorobenzene	n/a	=	48	%	EPA 625	-88	-88	0.1	172	
2012/13-4	MO-OXN	matrix spike dup	3/18/2013	Organic	1,3-Dichlorobenzene	n/a	=	24.5	µg/L	EPA 625	0.53	1			

Appendix F
Laboratory QA/QC Analysis Results

Event ID	Site ID	QAQC Sample Type	Analysis Date	Classification	Constituent	Fraction	Sign	Result	Units	Method	MDL	RL	QA Limit		DQOComp
													Min	Max	
2012/13-4	MO-OXN	matrix spike dup, rec	3/18/2013	Organic	1,3-Dichlorobenzene	n/a	=	49	%	EPA 625	-88	-88	0.1	172	
2012/13-4	MO-OXN	matrix spike, RPD	3/18/2013	Organic	1,3-Dichlorobenzene	n/a	=	3	%	EPA 625	-88	-88	0	30	
2012/13-4	000NONPJ	srgt matrix spike	4/11/2013	Organic	1,3-Dimethyl-2-nitrobenzene	n/a	=	0.483	µg/L	EPA 525.2	-88	-88			
2012/13-4	000NONPJ	srgt matrix spike, rec	4/11/2013	Organic	1,3-Dimethyl-2-nitrobenzene	n/a	=	97	%	EPA 525.2	-88	-88	73	136	
2012/13-4	000NONPJ	srgt matrix spike dup	4/11/2013	Organic	1,3-Dimethyl-2-nitrobenzene	n/a	=	0.499	µg/L	EPA 525.2	-88	-88			
2012/13-4	000NONPJ	srgt matrix spike dup, rec	4/11/2013	Organic	1,3-Dimethyl-2-nitrobenzene	n/a	=	100	%	EPA 525.2	-88	-88	73	136	
2012/13-4	Lab	srgt method blank	3/22/2013	Organic	1,3-Dimethyl-2-nitrobenzene	n/a	=	0.49	µg/L	EPA 525.2	-88	-88			
2012/13-4	Lab	srgt method blank, rec	3/22/2013	Organic	1,3-Dimethyl-2-nitrobenzene	n/a	=	98	%	EPA 525.2	-88	-88	73	136	
2012/13-4	Lab	srgt LCS	3/22/2013	Organic	1,3-Dimethyl-2-nitrobenzene	n/a	=	0.511	µg/L	EPA 525.2	-88	-88			
2012/13-4	Lab	srgt LCS, rec	3/22/2013	Organic	1,3-Dimethyl-2-nitrobenzene	n/a	=	102	%	EPA 525.2	-88	-88	73	136	
2012/13-4	Lab	srgt method blank	3/26/2013	Organic	1,3-Dimethyl-2-nitrobenzene	n/a	=	5.54	µg/L	EPA 525.2	-88	-88			
2012/13-4	Lab	srgt method blank, rec	3/26/2013	Organic	1,3-Dimethyl-2-nitrobenzene	n/a	=	111	%	EPA 525.2	-88	-88	73	136	
2012/13-4	Lab	srgt LCS	3/26/2013	Organic	1,3-Dimethyl-2-nitrobenzene	n/a	=	5.86	µg/L	EPA 525.2	-88	-88			
2012/13-4	Lab	srgt LCS, rec	3/26/2013	Organic	1,3-Dimethyl-2-nitrobenzene	n/a	=	117	%	EPA 525.2	-88	-88	73	136	
2012/13-4	Lab	srgt LCS dup	3/26/2013	Organic	1,3-Dimethyl-2-nitrobenzene	n/a	=	5.59	µg/L	EPA 525.2	-88	-88			
2012/13-4	Lab	srgt LCS dup, rec	3/26/2013	Organic	1,3-Dimethyl-2-nitrobenzene	n/a	=	112	%	EPA 525.2	-88	-88	73	136	
2012/13-4	Lab	srgt method blank	4/5/2013	Organic	1,3-Dimethyl-2-nitrobenzene	n/a	=	5.31	µg/L	EPA 525.2	-88	-88			
2012/13-4	Lab	srgt method blank, rec	4/5/2013	Organic	1,3-Dimethyl-2-nitrobenzene	n/a	=	106	%	EPA 525.2	-88	-88	73	136	
2012/13-4	Lab	srgt LCS	4/5/2013	Organic	1,3-Dimethyl-2-nitrobenzene	n/a	=	4.77	µg/L	EPA 525.2	-88	-88			
2012/13-4	Lab	srgt LCS, rec	4/5/2013	Organic	1,3-Dimethyl-2-nitrobenzene	n/a	=	95	%	EPA 525.2	-88	-88	73	136	
2012/13-4	Lab	srgt method blank	4/11/2013	Organic	1,3-Dimethyl-2-nitrobenzene	n/a	=	0.54	µg/L	EPA 525.2	-88	-88			
2012/13-4	Lab	srgt method blank, rec	4/11/2013	Organic	1,3-Dimethyl-2-nitrobenzene	n/a	=	108	%	EPA 525.2	-88	-88	73	136	
2012/13-4	Lab	srgt LCS	4/11/2013	Organic	1,3-Dimethyl-2-nitrobenzene	n/a	=	0.491	µg/L	EPA 525.2	-88	-88			
2012/13-4	Lab	srgt LCS, rec	4/11/2013	Organic	1,3-Dimethyl-2-nitrobenzene	n/a	=	98	%	EPA 525.2	-88	-88	73	136	
2012/13-4	ME-CC	srgt environ	3/23/2013	Organic	1,3-Dimethyl-2-nitrobenzene	n/a	=	0.514	µg/L	EPA 525.2	-88	-88			
2012/13-4	ME-CC	srgt environ, rec	3/23/2013	Organic	1,3-Dimethyl-2-nitrobenzene	n/a	=	103	%	EPA 525.2	-88	-88	73	136	
2012/13-4	ME-CC	srgt environ	4/6/2013	Organic	1,3-Dimethyl-2-nitrobenzene	n/a	=	5.48	µg/L	EPA 525.2	-88	-88			
2012/13-4	ME-CC	srgt environ, rec	4/6/2013	Organic	1,3-Dimethyl-2-nitrobenzene	n/a	=	110	%	EPA 525.2	-88	-88	73	136	
2012/13-4	ME-SCR	srgt environ	3/26/2013	Organic	1,3-Dimethyl-2-nitrobenzene	n/a	=	6.56	µg/L	EPA 525.2	-88	-88			
2012/13-4	ME-SCR	srgt environ, rec	3/26/2013	Organic	1,3-Dimethyl-2-nitrobenzene	n/a	=	131	%	EPA 525.2	-88	-88	73	136	
2012/13-4	ME-SCR	srgt environ	4/12/2013	Organic	1,3-Dimethyl-2-nitrobenzene	n/a	=	0.488	µg/L	EPA 525.2	-88	-88			
2012/13-4	ME-SCR	srgt environ, rec	4/12/2013	Organic	1,3-Dimethyl-2-nitrobenzene	n/a	=	98	%	EPA 525.2	-88	-88	73	136	
2012/13-4	ME-VR2	srgt environ	3/26/2013	Organic	1,3-Dimethyl-2-nitrobenzene	n/a	=	6.53	µg/L	EPA 525.2	-88	-88			
2012/13-4	ME-VR2	srgt environ, rec	3/26/2013	Organic	1,3-Dimethyl-2-nitrobenzene	n/a	=	131	%	EPA 525.2	-88	-88	73	136	
2012/13-4	ME-VR2	srgt environ	4/12/2013	Organic	1,3-Dimethyl-2-nitrobenzene	n/a	=	0.498	µg/L	EPA 525.2	-88	-88			
2012/13-4	ME-VR2	srgt environ, rec	4/12/2013	Organic	1,3-Dimethyl-2-nitrobenzene	n/a	=	100	%	EPA 525.2	-88	-88	73	136	
2012/13-4	MO-CAM	srgt environ	3/26/2013	Organic	1,3-Dimethyl-2-nitrobenzene	n/a	=	6.3	µg/L	EPA 525.2	-88	-88			
2012/13-4	MO-CAM	srgt environ, rec	3/26/2013	Organic	1,3-Dimethyl-2-nitrobenzene	n/a	=	126	%	EPA 525.2	-88	-88	73	136	
2012/13-4	MO-CAM	srgt environ	4/12/2013	Organic	1,3-Dimethyl-2-nitrobenzene	n/a	=	0.51	µg/L	EPA 525.2	-88	-88			
2012/13-4	MO-CAM	srgt environ, rec	4/12/2013	Organic	1,3-Dimethyl-2-nitrobenzene	n/a	=	102	%	EPA 525.2	-88	-88	73	136	
2012/13-4	MO-FIL	srgt environ	3/22/2013	Organic	1,3-Dimethyl-2-nitrobenzene	n/a	=	0.511	µg/L	EPA 525.2	-88	-88			
2012/13-4	MO-FIL	srgt environ, rec	3/22/2013	Organic	1,3-Dimethyl-2-nitrobenzene	n/a	=	102	%	EPA 525.2	-88	-88	73	136	
2012/13-4	MO-FIL	srgt environ	3/26/2013	Organic	1,3-Dimethyl-2-nitrobenzene	n/a	=	5.75	µg/L	EPA 525.2	-88	-88			
2012/13-4	MO-FIL	srgt environ, rec	3/26/2013	Organic	1,3-Dimethyl-2-nitrobenzene	n/a	=	115	%	EPA 525.2	-88	-88	73	136	
2012/13-4	MO-HUE	srgt environ	3/23/2013	Organic	1,3-Dimethyl-2-nitrobenzene	n/a	=	0.512	µg/L	EPA 525.2	-88	-88			
2012/13-4	MO-HUE	srgt environ, rec	3/23/2013	Organic	1,3-Dimethyl-2-nitrobenzene	n/a	=	102	%	EPA 525.2	-88	-88	73	136	
2012/13-4	MO-HUE	srgt environ	4/6/2013	Organic	1,3-Dimethyl-2-nitrobenzene	n/a	=	5.53	µg/L	EPA 525.2	-88	-88			

Appendix F
Laboratory QA/QC Analysis Results

Event ID	Site ID	QAQC Sample Type	Analysis Date	Classification	Constituent	Fraction	Sign	Result	Units	Method	MDL	RL	QA Limit		DQOComp
													Min	Max	
2012/13-4	MO-HUE	srgt environ, rec	4/6/2013	Organic	1,3-Dimethyl-2-nitrobenzene	n/a	=	111	%	EPA 525.2	-88	-88	73	136	
2012/13-4	MO-MEI	srgt environ	3/26/2013	Organic	1,3-Dimethyl-2-nitrobenzene	n/a	=	5.94	µg/L	EPA 525.2	-88	-88			
2012/13-4	MO-MEI	srgt environ, rec	3/26/2013	Organic	1,3-Dimethyl-2-nitrobenzene	n/a	=	119	%	EPA 525.2	-88	-88	73	136	
2012/13-4	MO-MEI	srgt environ	4/12/2013	Organic	1,3-Dimethyl-2-nitrobenzene	n/a	=	0.505	µg/L	EPA 525.2	-88	-88			
2012/13-4	MO-MEI	srgt environ, rec	4/12/2013	Organic	1,3-Dimethyl-2-nitrobenzene	n/a	=	101	%	EPA 525.2	-88	-88	73	136	
2012/13-4	MO-MPK	srgt environ	3/22/2013	Organic	1,3-Dimethyl-2-nitrobenzene	n/a	=	0.596	µg/L	EPA 525.2	-88	-88			
2012/13-4	MO-MPK	srgt environ, rec	3/22/2013	Organic	1,3-Dimethyl-2-nitrobenzene	n/a	=	119	%	EPA 525.2	-88	-88	73	136	
2012/13-4	MO-MPK	srgt environ	4/6/2013	Organic	1,3-Dimethyl-2-nitrobenzene	n/a	=	4.91	µg/L	EPA 525.2	-88	-88			
2012/13-4	MO-MPK	srgt environ, rec	4/6/2013	Organic	1,3-Dimethyl-2-nitrobenzene	n/a	=	98	%	EPA 525.2	-88	-88	73	136	
2012/13-4	MO-OJA	srgt environ	3/26/2013	Organic	1,3-Dimethyl-2-nitrobenzene	n/a	=	6.11	µg/L	EPA 525.2	-88	-88			
2012/13-4	MO-OJA	srgt environ, rec	3/26/2013	Organic	1,3-Dimethyl-2-nitrobenzene	n/a	=	122	%	EPA 525.2	-88	-88	73	136	
2012/13-4	MO-OJA	srgt environ	4/12/2013	Organic	1,3-Dimethyl-2-nitrobenzene	n/a	=	0.508	µg/L	EPA 525.2	-88	-88			
2012/13-4	MO-OJA	srgt environ, rec	4/12/2013	Organic	1,3-Dimethyl-2-nitrobenzene	n/a	=	102	%	EPA 525.2	-88	-88	73	136	
2012/13-4	MO-OXN	srgt matrix spike	3/22/2013	Organic	1,3-Dimethyl-2-nitrobenzene	n/a	=	0.601	µg/L	EPA 525.2	-88	-88			
2012/13-4	MO-OXN	srgt matrix spike, rec	3/22/2013	Organic	1,3-Dimethyl-2-nitrobenzene	n/a	=	120	%	EPA 525.2	-88	-88	73	136	
2012/13-4	MO-OXN	srgt matrix spike dup	3/22/2013	Organic	1,3-Dimethyl-2-nitrobenzene	n/a	=	0.617	µg/L	EPA 525.2	-88	-88			
2012/13-4	MO-OXN	srgt matrix spike dup, rec	3/22/2013	Organic	1,3-Dimethyl-2-nitrobenzene	n/a	=	123	%	EPA 525.2	-88	-88	73	136	
2012/13-4	MO-OXN	srgt environ	3/23/2013	Organic	1,3-Dimethyl-2-nitrobenzene	n/a	=	0.614	µg/L	EPA 525.2	-88	-88			
2012/13-4	MO-OXN	srgt environ, rec	3/23/2013	Organic	1,3-Dimethyl-2-nitrobenzene	n/a	=	123	%	EPA 525.2	-88	-88	73	136	
2012/13-4	MO-OXN	srgt matrix spike	4/5/2013	Organic	1,3-Dimethyl-2-nitrobenzene	n/a	=	3.76	µg/L	EPA 525.2	-88	-88			
2012/13-4	MO-OXN	srgt matrix spike, rec	4/5/2013	Organic	1,3-Dimethyl-2-nitrobenzene	n/a	=	75	%	EPA 525.2	-88	-88	73	136	
2012/13-4	MO-OXN	srgt matrix spike dup	4/5/2013	Organic	1,3-Dimethyl-2-nitrobenzene	n/a	=	3.48	µg/L	EPA 525.2	-88	-88			GN
2012/13-4	MO-OXN	srgt matrix spike dup, rec	4/5/2013	Organic	1,3-Dimethyl-2-nitrobenzene	n/a	=	70	%	EPA 525.2	-88	-88	73	136	GN
2012/13-4	MO-OXN	srgt environ	4/6/2013	Organic	1,3-Dimethyl-2-nitrobenzene	n/a	=	3.84	µg/L	EPA 525.2	-88	-88			
2012/13-4	MO-OXN	srgt environ, rec	4/6/2013	Organic	1,3-Dimethyl-2-nitrobenzene	n/a	=	77	%	EPA 525.2	-88	-88	73	136	
2012/13-4	MO-SIM	srgt environ	3/22/2013	Organic	1,3-Dimethyl-2-nitrobenzene	n/a	=	0.526	µg/L	EPA 525.2	-88	-88			
2012/13-4	MO-SIM	srgt environ, rec	3/22/2013	Organic	1,3-Dimethyl-2-nitrobenzene	n/a	=	105	%	EPA 525.2	-88	-88	73	136	
2012/13-4	MO-SIM	srgt environ	3/26/2013	Organic	1,3-Dimethyl-2-nitrobenzene	n/a	=	6.76	µg/L	EPA 525.2	-88	-88			
2012/13-4	MO-SIM	srgt environ, rec	3/26/2013	Organic	1,3-Dimethyl-2-nitrobenzene	n/a	=	135	%	EPA 525.2	-88	-88	73	136	
2012/13-4	MO-SPA	srgt environ	3/22/2013	Organic	1,3-Dimethyl-2-nitrobenzene	n/a	=	0.572	µg/L	EPA 525.2	-88	-88			
2012/13-4	MO-SPA	srgt environ, rec	3/22/2013	Organic	1,3-Dimethyl-2-nitrobenzene	n/a	=	114	%	EPA 525.2	-88	-88	73	136	
2012/13-4	MO-SPA	srgt environ	3/26/2013	Organic	1,3-Dimethyl-2-nitrobenzene	n/a	=	3.89	µg/L	EPA 525.2	-88	-88			
2012/13-4	MO-SPA	srgt environ, rec	3/26/2013	Organic	1,3-Dimethyl-2-nitrobenzene	n/a	=	78	%	EPA 525.2	-88	-88	73	136	
2012/13-4	MO-THO	srgt environ	3/22/2013	Organic	1,3-Dimethyl-2-nitrobenzene	n/a	=	0.512	µg/L	EPA 525.2	-88	-88			
2012/13-4	MO-THO	srgt environ, rec	3/22/2013	Organic	1,3-Dimethyl-2-nitrobenzene	n/a	=	102	%	EPA 525.2	-88	-88	73	136	
2012/13-4	MO-THO	srgt environ	4/6/2013	Organic	1,3-Dimethyl-2-nitrobenzene	n/a	=	5.33	µg/L	EPA 525.2	-88	-88			
2012/13-4	MO-THO	srgt environ, rec	4/6/2013	Organic	1,3-Dimethyl-2-nitrobenzene	n/a	=	107	%	EPA 525.2	-88	-88	73	136	
2012/13-4	MO-VEN	srgt environ	3/22/2013	Organic	1,3-Dimethyl-2-nitrobenzene	n/a	=	0.601	µg/L	EPA 525.2	-88	-88			
2012/13-4	MO-VEN	srgt environ, rec	3/22/2013	Organic	1,3-Dimethyl-2-nitrobenzene	n/a	=	120	%	EPA 525.2	-88	-88	73	136	
2012/13-4	MO-VEN	srgt environ	3/26/2013	Organic	1,3-Dimethyl-2-nitrobenzene	n/a	=	4.93	µg/L	EPA 525.2	-88	-88			
2012/13-4	MO-VEN	srgt environ, rec	3/26/2013	Organic	1,3-Dimethyl-2-nitrobenzene	n/a	=	99	%	EPA 525.2	-88	-88	73	136	
2012/13-4	Lab	method blank	3/18/2013	Organic	1,4-Dichlorobenzene	n/a	<	0.55	µg/L	EPA 625	0.55	1			
2012/13-4	Lab	LCS	3/18/2013	Organic	1,4-Dichlorobenzene	n/a	=	31.3	µg/L	EPA 625	0.55	1			
2012/13-4	Lab	LCS, rec	3/18/2013	Organic	1,4-Dichlorobenzene	n/a	=	63	%	EPA 625	-88	-88	20	124	
2012/13-4	Lab	method blank	3/27/2013	Organic	1,4-Dichlorobenzene	n/a	<	0.55	µg/L	EPA 625	0.55	1			
2012/13-4	Lab	LCS	3/27/2013	Organic	1,4-Dichlorobenzene	n/a	=	15.2	µg/L	EPA 625	0.55	1			
2012/13-4	Lab	LCS, rec	3/27/2013	Organic	1,4-Dichlorobenzene	n/a	=	30	%	EPA 625	-88	-88	20	124	

Appendix F
Laboratory QA/QC Analysis Results

Event ID	Site ID	QAQC Sample Type	Analysis Date	Classification	Constituent	Fraction	Sign	Result	Units	Method	MDL	RL	QA Limit		DQOComp
													Min	Max	
2012/13-4	ME-CC	matrix spike	3/27/2013	Organic	1,4-Dichlorobenzene	n/a	=	29.4	µg/L	EPA 625	0.55	1			
2012/13-4	ME-CC	matrix spike, rec	3/27/2013	Organic	1,4-Dichlorobenzene	n/a	=	59	%	EPA 625	-88	-88	20	124	
2012/13-4	ME-CC	matrix spike dup	3/27/2013	Organic	1,4-Dichlorobenzene	n/a	=	15.3	µg/L	EPA 625	0.55	1			
2012/13-4	ME-CC	matrix spike dup, rec	3/27/2013	Organic	1,4-Dichlorobenzene	n/a	=	31	%	EPA 625	-88	-88	20	124	
2012/13-4	ME-CC	matrix spike, RPD	3/27/2013	Organic	1,4-Dichlorobenzene	n/a	=	63	%	EPA 625	-88	-88	0	30	IL
2012/13-4	MO-OXN	matrix spike	3/18/2013	Organic	1,4-Dichlorobenzene	n/a	=	24.2	µg/L	EPA 625	0.55	1			
2012/13-4	MO-OXN	matrix spike, rec	3/18/2013	Organic	1,4-Dichlorobenzene	n/a	=	48	%	EPA 625	-88	-88	20	124	
2012/13-4	MO-OXN	matrix spike dup	3/18/2013	Organic	1,4-Dichlorobenzene	n/a	=	24.9	µg/L	EPA 625	0.55	1			
2012/13-4	MO-OXN	matrix spike dup, rec	3/18/2013	Organic	1,4-Dichlorobenzene	n/a	=	50	%	EPA 625	-88	-88	20	124	
2012/13-4	MO-OXN	matrix spike, RPD	3/18/2013	Organic	1,4-Dichlorobenzene	n/a	=	3	%	EPA 625	-88	-88	0	30	
2012/13-4	Lab	method blank	4/9/2013	Organic	1-Methylnaphthalene	n/a	<	0.1	µg/L	EPA 8270Cm	0.1	0.1			
2012/13-4	Lab	method blank	4/11/2013	Organic	2,4,5-Trichlorophenol	n/a	<	0.29	µg/L	EPA 8270Cm	0.29	1			
2012/13-4	Lab	srgt method blank	3/18/2013	Organic	2,4,6-Tribromophenol	n/a	=	66.4	µg/L	EPA 625	-88	-88			
2012/13-4	Lab	srgt method blank, rec	3/18/2013	Organic	2,4,6-Tribromophenol	n/a	=	66	%	EPA 625	-88	-88	0.1	157	
2012/13-4	Lab	srgt LCS	3/18/2013	Organic	2,4,6-Tribromophenol	n/a	=	76.2	µg/L	EPA 625	-88	-88			
2012/13-4	Lab	srgt LCS, rec	3/18/2013	Organic	2,4,6-Tribromophenol	n/a	=	76	%	EPA 625	-88	-88	0.1	157	
2012/13-4	Lab	srgt method blank	3/27/2013	Organic	2,4,6-Tribromophenol	n/a	=	78.1	µg/L	EPA 625	-88	-88			
2012/13-4	Lab	srgt method blank, rec	3/27/2013	Organic	2,4,6-Tribromophenol	n/a	=	78	%	EPA 625	-88	-88	0.1	157	
2012/13-4	Lab	srgt LCS	3/27/2013	Organic	2,4,6-Tribromophenol	n/a	=	74.2	µg/L	EPA 625	-88	-88			
2012/13-4	Lab	srgt LCS, rec	3/27/2013	Organic	2,4,6-Tribromophenol	n/a	=	74	%	EPA 625	-88	-88	0.1	157	
2012/13-4	Lab	srgt method blank	4/11/2013	Organic	2,4,6-Tribromophenol	n/a	=	5.91	µg/L	EPA 8270Cm	-88	-88			
2012/13-4	Lab	srgt method blank, rec	4/11/2013	Organic	2,4,6-Tribromophenol	n/a	=	59	%	EPA 8270Cm	-88	-88	44	115	
2012/13-4	Lab	srgt LCS	4/11/2013	Organic	2,4,6-Tribromophenol	n/a	=	6.11	µg/L	EPA 8270Cm	-88	-88			
2012/13-4	Lab	srgt LCS, rec	4/11/2013	Organic	2,4,6-Tribromophenol	n/a	=	61	%	EPA 8270Cm	-88	-88	44	115	
2012/13-4	ME-CC	srgt matrix spike	3/27/2013	Organic	2,4,6-Tribromophenol	n/a	=	77.8	µg/L	EPA 625	-88	-88			
2012/13-4	ME-CC	srgt matrix spike, rec	3/27/2013	Organic	2,4,6-Tribromophenol	n/a	=	78	%	EPA 625	-88	-88	0.1	157	
2012/13-4	ME-CC	srgt matrix spike dup	3/27/2013	Organic	2,4,6-Tribromophenol	n/a	=	51.9	µg/L	EPA 625	-88	-88			
2012/13-4	ME-CC	srgt matrix spike dup, rec	3/27/2013	Organic	2,4,6-Tribromophenol	n/a	=	52	%	EPA 625	-88	-88	0.1	157	
2012/13-4	ME-CC	srgt environ	3/28/2013	Organic	2,4,6-Tribromophenol	n/a	=	57.1	µg/L	EPA 625	-88	-88			
2012/13-4	ME-CC	srgt environ, rec	3/28/2013	Organic	2,4,6-Tribromophenol	n/a	=	57	%	EPA 625	-88	-88	0.1	157	
2012/13-4	ME-CC	srgt matrix spike	4/11/2013	Organic	2,4,6-Tribromophenol	n/a	=	5.36	µg/L	EPA 8270Cm	-88	-88			
2012/13-4	ME-CC	srgt matrix spike, rec	4/11/2013	Organic	2,4,6-Tribromophenol	n/a	=	54	%	EPA 8270Cm	-88	-88	44	115	
2012/13-4	ME-CC	srgt matrix spike dup	4/11/2013	Organic	2,4,6-Tribromophenol	n/a	=	6.02	µg/L	EPA 8270Cm	-88	-88			
2012/13-4	ME-CC	srgt matrix spike dup, rec	4/11/2013	Organic	2,4,6-Tribromophenol	n/a	=	60	%	EPA 8270Cm	-88	-88	44	115	
2012/13-4	ME-CC	srgt environ	4/11/2013	Organic	2,4,6-Tribromophenol	n/a	=	5.6	µg/L	EPA 8270Cm	-88	-88			
2012/13-4	ME-CC	srgt environ, rec	4/11/2013	Organic	2,4,6-Tribromophenol	n/a	=	56	%	EPA 8270Cm	-88	-88	44	115	
2012/13-4	ME-SCR	srgt environ	3/18/2013	Organic	2,4,6-Tribromophenol	n/a	=	123	µg/L	EPA 625	-88	-88			
2012/13-4	ME-SCR	srgt environ, rec	3/18/2013	Organic	2,4,6-Tribromophenol	n/a	=	123	%	EPA 625	-88	-88	0.1	157	
2012/13-4	ME-SCR	srgt environ	4/11/2013	Organic	2,4,6-Tribromophenol	n/a	=	6.09	µg/L	EPA 8270Cm	-88	-88			
2012/13-4	ME-SCR	srgt environ, rec	4/11/2013	Organic	2,4,6-Tribromophenol	n/a	=	61	%	EPA 8270Cm	-88	-88	44	115	
2012/13-4	ME-VR2	srgt environ	3/18/2013	Organic	2,4,6-Tribromophenol	n/a	=	66.1	µg/L	EPA 625	-88	-88			
2012/13-4	ME-VR2	srgt environ, rec	3/18/2013	Organic	2,4,6-Tribromophenol	n/a	=	66	%	EPA 625	-88	-88	0.1	157	
2012/13-4	ME-VR2	srgt environ	4/11/2013	Organic	2,4,6-Tribromophenol	n/a	=	5.26	µg/L	EPA 8270Cm	-88	-88			
2012/13-4	ME-VR2	srgt environ, rec	4/11/2013	Organic	2,4,6-Tribromophenol	n/a	=	53	%	EPA 8270Cm	-88	-88	44	115	
2012/13-4	MO-CAM	srgt environ	3/19/2013	Organic	2,4,6-Tribromophenol	n/a	=	62.3	µg/L	EPA 625	-88	-88			
2012/13-4	MO-CAM	srgt environ, rec	3/19/2013	Organic	2,4,6-Tribromophenol	n/a	=	62	%	EPA 625	-88	-88	0.1	157	
2012/13-4	MO-CAM	srgt environ	4/11/2013	Organic	2,4,6-Tribromophenol	n/a	=	5.53	µg/L	EPA 8270Cm	-88	-88			

Appendix F
Laboratory QA/QC Analysis Results

Event ID	Site ID	QAQC Sample Type	Analysis Date	Classification	Constituent	Fraction	Sign	Result	Units	Method	MDL	RL	QA Limit		DQOComp
													Min	Max	
2012/13-4	MO-CAM	srgt environ, rec	4/11/2013	Organic	2,4,6-Tribromophenol	n/a	=	55	%	EPA 8270Cm	-88	-88	44	115	
2012/13-4	MO-FIL	srgt environ	3/19/2013	Organic	2,4,6-Tribromophenol	n/a	=	56	µg/L	EPA 625	-88	-88			
2012/13-4	MO-FIL	srgt environ, rec	3/19/2013	Organic	2,4,6-Tribromophenol	n/a	=	56	%	EPA 625	-88	-88	0.1	157	
2012/13-4	MO-FIL	srgt environ	4/11/2013	Organic	2,4,6-Tribromophenol	n/a	=	6.73	µg/L	EPA 8270Cm	-88	-88			
2012/13-4	MO-FIL	srgt environ, rec	4/11/2013	Organic	2,4,6-Tribromophenol	n/a	=	67	%	EPA 8270Cm	-88	-88	44	115	
2012/13-4	MO-HUE	srgt environ	3/19/2013	Organic	2,4,6-Tribromophenol	n/a	=	74.6	µg/L	EPA 625	-88	-88			
2012/13-4	MO-HUE	srgt environ, rec	3/19/2013	Organic	2,4,6-Tribromophenol	n/a	=	75	%	EPA 625	-88	-88	0.1	157	
2012/13-4	MO-HUE	srgt environ	4/11/2013	Organic	2,4,6-Tribromophenol	n/a	=	6.04	µg/L	EPA 8270Cm	-88	-88			
2012/13-4	MO-HUE	srgt environ, rec	4/11/2013	Organic	2,4,6-Tribromophenol	n/a	=	60	%	EPA 8270Cm	-88	-88	44	115	
2012/13-4	MO-MEI	srgt environ	3/19/2013	Organic	2,4,6-Tribromophenol	n/a	=	93.7	µg/L	EPA 625	-88	-88			D
2012/13-4	MO-MEI	srgt environ, rec	3/19/2013	Organic	2,4,6-Tribromophenol	n/a	=	84	%	EPA 625	-88	-88	0.1	157	D
2012/13-4	MO-MEI	srgt environ	4/11/2013	Organic	2,4,6-Tribromophenol	n/a	=	9.6	µg/L	EPA 8270Cm	-88	-88			D
2012/13-4	MO-MEI	srgt environ, rec	4/11/2013	Organic	2,4,6-Tribromophenol	n/a	=	91	%	EPA 8270Cm	-88	-88	44	115	D
2012/13-4	MO-MPK	srgt environ	3/19/2013	Organic	2,4,6-Tribromophenol	n/a	=	61.2	µg/L	EPA 625	-88	-88			D
2012/13-4	MO-MPK	srgt environ, rec	3/19/2013	Organic	2,4,6-Tribromophenol	n/a	=	61	%	EPA 625	-88	-88	0.1	157	D
2012/13-4	MO-MPK	srgt environ	4/11/2013	Organic	2,4,6-Tribromophenol	n/a	=	4.75	µg/L	EPA 8270Cm	-88	-88			
2012/13-4	MO-MPK	srgt environ, rec	4/11/2013	Organic	2,4,6-Tribromophenol	n/a	=	48	%	EPA 8270Cm	-88	-88	44	115	
2012/13-4	MO-OJA	srgt environ	3/19/2013	Organic	2,4,6-Tribromophenol	n/a	=	88.1	µg/L	EPA 625	-88	-88			D
2012/13-4	MO-OJA	srgt environ, rec	3/19/2013	Organic	2,4,6-Tribromophenol	n/a	=	88	%	EPA 625	-88	-88	0.1	157	D
2012/13-4	MO-OJA	srgt environ	4/11/2013	Organic	2,4,6-Tribromophenol	n/a	=	4.94	µg/L	EPA 8270Cm	-88	-88			
2012/13-4	MO-OJA	srgt environ, rec	4/11/2013	Organic	2,4,6-Tribromophenol	n/a	=	49	%	EPA 8270Cm	-88	-88	44	115	
2012/13-4	MO-OXN	srgt matrix spike	3/18/2013	Organic	2,4,6-Tribromophenol	n/a	=	80.6	µg/L	EPA 625	-88	-88			
2012/13-4	MO-OXN	srgt matrix spike, rec	3/18/2013	Organic	2,4,6-Tribromophenol	n/a	=	81	%	EPA 625	-88	-88	0.1	157	
2012/13-4	MO-OXN	srgt matrix spike dup	3/18/2013	Organic	2,4,6-Tribromophenol	n/a	=	65.3	µg/L	EPA 625	-88	-88			
2012/13-4	MO-OXN	srgt matrix spike dup, rec	3/18/2013	Organic	2,4,6-Tribromophenol	n/a	=	65	%	EPA 625	-88	-88	0.1	157	
2012/13-4	MO-OXN	srgt environ	3/19/2013	Organic	2,4,6-Tribromophenol	n/a	=	60.6	µg/L	EPA 625	-88	-88			
2012/13-4	MO-OXN	srgt environ, rec	3/19/2013	Organic	2,4,6-Tribromophenol	n/a	=	61	%	EPA 625	-88	-88	0.1	157	
2012/13-4	MO-OXN	srgt environ	4/11/2013	Organic	2,4,6-Tribromophenol	n/a	=	7.09	µg/L	EPA 8270Cm	-88	-88			
2012/13-4	MO-OXN	srgt environ, rec	4/11/2013	Organic	2,4,6-Tribromophenol	n/a	=	71	%	EPA 8270Cm	-88	-88	44	115	
2012/13-4	MO-SIM	srgt environ	3/19/2013	Organic	2,4,6-Tribromophenol	n/a	=	70.3	µg/L	EPA 625	-88	-88			D
2012/13-4	MO-SIM	srgt environ, rec	3/19/2013	Organic	2,4,6-Tribromophenol	n/a	=	70	%	EPA 625	-88	-88	0.1	157	D
2012/13-4	MO-SIM	srgt environ	4/11/2013	Organic	2,4,6-Tribromophenol	n/a	=	6.64	µg/L	EPA 8270Cm	-88	-88			
2012/13-4	MO-SIM	srgt environ, rec	4/11/2013	Organic	2,4,6-Tribromophenol	n/a	=	66	%	EPA 8270Cm	-88	-88	44	115	
2012/13-4	MO-SPA	srgt environ	3/19/2013	Organic	2,4,6-Tribromophenol	n/a	=	72.3	µg/L	EPA 625	-88	-88			
2012/13-4	MO-SPA	srgt environ, rec	3/19/2013	Organic	2,4,6-Tribromophenol	n/a	=	72	%	EPA 625	-88	-88	0.1	157	
2012/13-4	MO-SPA	srgt environ	4/11/2013	Organic	2,4,6-Tribromophenol	n/a	=	6.11	µg/L	EPA 8270Cm	-88	-88			
2012/13-4	MO-SPA	srgt environ, rec	4/11/2013	Organic	2,4,6-Tribromophenol	n/a	=	61	%	EPA 8270Cm	-88	-88	44	115	
2012/13-4	MO-THO	srgt environ	3/19/2013	Organic	2,4,6-Tribromophenol	n/a	=	71.3	µg/L	EPA 625	-88	-88			D
2012/13-4	MO-THO	srgt environ, rec	3/19/2013	Organic	2,4,6-Tribromophenol	n/a	=	71	%	EPA 625	-88	-88	0.1	157	D
2012/13-4	MO-THO	srgt environ	4/11/2013	Organic	2,4,6-Tribromophenol	n/a	=	5.57	µg/L	EPA 8270Cm	-88	-88			
2012/13-4	MO-THO	srgt environ, rec	4/11/2013	Organic	2,4,6-Tribromophenol	n/a	=	56	%	EPA 8270Cm	-88	-88	44	115	
2012/13-4	MO-VEN	srgt environ	3/19/2013	Organic	2,4,6-Tribromophenol	n/a	=	70.6	µg/L	EPA 625	-88	-88			D
2012/13-4	MO-VEN	srgt environ, rec	3/19/2013	Organic	2,4,6-Tribromophenol	n/a	=	71	%	EPA 625	-88	-88	0.1	157	D
2012/13-4	MO-VEN	srgt environ	4/11/2013	Organic	2,4,6-Tribromophenol	n/a	=	6.08	µg/L	EPA 8270Cm	-88	-88			
2012/13-4	MO-VEN	srgt environ, rec	4/11/2013	Organic	2,4,6-Tribromophenol	n/a	=	58	%	EPA 8270Cm	-88	-88	44	115	
2012/13-4	Lab	method blank	4/11/2013	Organic	2,4,6-Trichlorophenol	n/a	<	0.3	µg/L	EPA 8270Cm	0.3	1			
2012/13-4	Lab	LCS	4/11/2013	Organic	2,4,6-Trichlorophenol	n/a	=	6.13	µg/L	EPA 8270Cm	0.3	1			

Appendix F
Laboratory QA/QC Analysis Results

Event ID	Site ID	QAQC Sample Type	Analysis Date	Classification	Constituent	Fraction	Sign	Result	Units	Method	MDL	RL	QA Limit		DQOComp
													Min	Max	
2012/13-4	Lab	LCS, rec	4/11/2013	Organic	2,4,6-Trichlorophenol	n/a	=	61	%	EPA 8270Cm	-88	-88	52	150	
2012/13-4	Lab	method blank	4/11/2013	Organic	2,4-Dichlorophenol	n/a	<	0.51	µg/L	EPA 8270Cm	0.51	1			
2012/13-4	Lab	LCS	4/11/2013	Organic	2,4-Dichlorophenol	n/a	=	6.64	µg/L	EPA 8270Cm	0.51	1			
2012/13-4	Lab	LCS, rec	4/11/2013	Organic	2,4-Dichlorophenol	n/a	=	66	%	EPA 8270Cm	-88	-88	53	106	
2012/13-4	Lab	srgt method blank	3/21/2013	Organic	2,4-Dichlorophenylacetic acid	n/a	=	9.39	µg/L	EPA 515.3	-88	-88			
2012/13-4	Lab	srgt method blank, rec	3/21/2013	Organic	2,4-Dichlorophenylacetic acid	n/a	=	94	%	EPA 515.3	-88	-88	70	130	
2012/13-4	Lab	srgt LCS	3/21/2013	Organic	2,4-Dichlorophenylacetic acid	n/a	=	9.92	µg/L	EPA 515.3	-88	-88			
2012/13-4	Lab	srgt LCS, rec	3/21/2013	Organic	2,4-Dichlorophenylacetic acid	n/a	=	99	%	EPA 515.3	-88	-88	70	130	
2012/13-4	ME-CC	srgt matrix spike	3/21/2013	Organic	2,4-Dichlorophenylacetic acid	n/a	=	8.7	µg/L	EPA 515.3	-88	-88			
2012/13-4	ME-CC	srgt matrix spike, rec	3/21/2013	Organic	2,4-Dichlorophenylacetic acid	n/a	=	87	%	EPA 515.3	-88	-88	70	130	
2012/13-4	ME-CC	srgt matrix spike dup	3/21/2013	Organic	2,4-Dichlorophenylacetic acid	n/a	=	8.91	µg/L	EPA 515.3	-88	-88			
2012/13-4	ME-CC	srgt matrix spike dup, rec	3/21/2013	Organic	2,4-Dichlorophenylacetic acid	n/a	=	89	%	EPA 515.3	-88	-88	70	130	
2012/13-4	ME-CC	srgt environ	3/22/2013	Organic	2,4-Dichlorophenylacetic acid	n/a	=	8.55	µg/L	EPA 515.3	-88	-88			
2012/13-4	ME-CC	srgt environ, rec	3/22/2013	Organic	2,4-Dichlorophenylacetic acid	n/a	=	85	%	EPA 515.3	-88	-88	70	130	
2012/13-4	ME-SCR	srgt environ	3/21/2013	Organic	2,4-Dichlorophenylacetic acid	n/a	=	9.4	µg/L	EPA 515.3	-88	-88			
2012/13-4	ME-SCR	srgt environ, rec	3/21/2013	Organic	2,4-Dichlorophenylacetic acid	n/a	=	94	%	EPA 515.3	-88	-88	70	130	
2012/13-4	ME-VR2	srgt environ	3/21/2013	Organic	2,4-Dichlorophenylacetic acid	n/a	=	9.54	µg/L	EPA 515.3	-88	-88			
2012/13-4	ME-VR2	srgt environ, rec	3/21/2013	Organic	2,4-Dichlorophenylacetic acid	n/a	=	95	%	EPA 515.3	-88	-88	70	130	
2012/13-4	MO-CAM	srgt environ	3/21/2013	Organic	2,4-Dichlorophenylacetic acid	n/a	=	9.9	µg/L	EPA 515.3	-88	-88			
2012/13-4	MO-CAM	srgt environ, rec	3/21/2013	Organic	2,4-Dichlorophenylacetic acid	n/a	=	99	%	EPA 515.3	-88	-88	70	130	
2012/13-4	MO-FIL	srgt environ	3/21/2013	Organic	2,4-Dichlorophenylacetic acid	n/a	=	8.63	µg/L	EPA 515.3	-88	-88			
2012/13-4	MO-FIL	srgt environ, rec	3/21/2013	Organic	2,4-Dichlorophenylacetic acid	n/a	=	86	%	EPA 515.3	-88	-88	70	130	
2012/13-4	MO-HUE	srgt environ	3/22/2013	Organic	2,4-Dichlorophenylacetic acid	n/a	=	8.43	µg/L	EPA 515.3	-88	-88			
2012/13-4	MO-HUE	srgt environ, rec	3/22/2013	Organic	2,4-Dichlorophenylacetic acid	n/a	=	84	%	EPA 515.3	-88	-88	70	130	
2012/13-4	MO-MEI	srgt environ	3/21/2013	Organic	2,4-Dichlorophenylacetic acid	n/a	=	8.73	µg/L	EPA 515.3	-88	-88			
2012/13-4	MO-MEI	srgt environ, rec	3/21/2013	Organic	2,4-Dichlorophenylacetic acid	n/a	=	87	%	EPA 515.3	-88	-88	70	130	
2012/13-4	MO-MPK	srgt environ	3/22/2013	Organic	2,4-Dichlorophenylacetic acid	n/a	=	7.99	µg/L	EPA 515.3	-88	-88			
2012/13-4	MO-MPK	srgt environ, rec	3/22/2013	Organic	2,4-Dichlorophenylacetic acid	n/a	=	80	%	EPA 515.3	-88	-88	70	130	
2012/13-4	MO-OJA	srgt environ	3/21/2013	Organic	2,4-Dichlorophenylacetic acid	n/a	=	10.2	µg/L	EPA 515.3	-88	-88			
2012/13-4	MO-OJA	srgt environ, rec	3/21/2013	Organic	2,4-Dichlorophenylacetic acid	n/a	=	102	%	EPA 515.3	-88	-88	70	130	
2012/13-4	MO-OXN	srgt matrix spike	3/21/2013	Organic	2,4-Dichlorophenylacetic acid	n/a	=	10.5	µg/L	EPA 515.3	-88	-88			
2012/13-4	MO-OXN	srgt matrix spike, rec	3/21/2013	Organic	2,4-Dichlorophenylacetic acid	n/a	=	105	%	EPA 515.3	-88	-88	70	130	
2012/13-4	MO-OXN	srgt matrix spike dup	3/21/2013	Organic	2,4-Dichlorophenylacetic acid	n/a	=	10.6	µg/L	EPA 515.3	-88	-88			
2012/13-4	MO-OXN	srgt matrix spike dup, rec	3/21/2013	Organic	2,4-Dichlorophenylacetic acid	n/a	=	106	%	EPA 515.3	-88	-88	70	130	
2012/13-4	MO-OXN	srgt environ	3/22/2013	Organic	2,4-Dichlorophenylacetic acid	n/a	=	10.4	µg/L	EPA 515.3	-88	-88			
2012/13-4	MO-OXN	srgt environ, rec	3/22/2013	Organic	2,4-Dichlorophenylacetic acid	n/a	=	104	%	EPA 515.3	-88	-88	70	130	
2012/13-4	MO-SIM	srgt environ	3/21/2013	Organic	2,4-Dichlorophenylacetic acid	n/a	=	8.44	µg/L	EPA 515.3	-88	-88			
2012/13-4	MO-SIM	srgt environ, rec	3/21/2013	Organic	2,4-Dichlorophenylacetic acid	n/a	=	84	%	EPA 515.3	-88	-88	70	130	
2012/13-4	MO-SPA	srgt environ	3/21/2013	Organic	2,4-Dichlorophenylacetic acid	n/a	=	9.7	µg/L	EPA 515.3	-88	-88			
2012/13-4	MO-SPA	srgt environ, rec	3/21/2013	Organic	2,4-Dichlorophenylacetic acid	n/a	=	97	%	EPA 515.3	-88	-88	70	130	
2012/13-4	MO-THO	srgt environ	3/22/2013	Organic	2,4-Dichlorophenylacetic acid	n/a	=	10.3	µg/L	EPA 515.3	-88	-88			
2012/13-4	MO-THO	srgt environ, rec	3/22/2013	Organic	2,4-Dichlorophenylacetic acid	n/a	=	103	%	EPA 515.3	-88	-88	70	130	
2012/13-4	MO-VEN	srgt environ	3/21/2013	Organic	2,4-Dichlorophenylacetic acid	n/a	=	11.6	µg/L	EPA 515.3	-88	-88			
2012/13-4	MO-VEN	srgt environ, rec	3/21/2013	Organic	2,4-Dichlorophenylacetic acid	n/a	=	116	%	EPA 515.3	-88	-88	70	130	
2012/13-4	Lab	method blank	4/11/2013	Organic	2,4-Dimethylphenol	n/a	<	1	µg/L	EPA 8270Cm	1	2			
2012/13-4	Lab	LCS	4/11/2013	Organic	2,4-Dimethylphenol	n/a	=	4.98	µg/L	EPA 8270Cm	1	2			
2012/13-4	Lab	LCS, rec	4/11/2013	Organic	2,4-Dimethylphenol	n/a	=	50	%	EPA 8270Cm	-88	-88	21	99	

Appendix F
Laboratory QA/QC Analysis Results

Event ID	Site ID	QAQC Sample Type	Analysis Date	Classification	Constituent	Fraction	Sign	Result	Units	Method	MDL	RL	QA Limit		DQOComp
													Min	Max	
2012/13-4	Lab	method blank	4/11/2013	Organic	2,4-Dinitrophenol	n/a	<	1	µg/L	EPA 8270Cm	1	2			
2012/13-4	Lab	LCS	4/11/2013	Organic	2,4-Dinitrophenol	n/a	=	8.29	µg/L	EPA 8270Cm	1	2			
2012/13-4	Lab	LCS, rec	4/11/2013	Organic	2,4-Dinitrophenol	n/a	=	83	%	EPA 8270Cm	-88	-88	2	227	
2012/13-4	Lab	method blank	3/18/2013	Organic	2,4-Dinitrotoluene	n/a	<	0.18	µg/L	EPA 625	0.18	1			
2012/13-4	Lab	LCS	3/18/2013	Organic	2,4-Dinitrotoluene	n/a	=	34.5	µg/L	EPA 625	0.18	1			
2012/13-4	Lab	LCS, rec	3/18/2013	Organic	2,4-Dinitrotoluene	n/a	=	69	%	EPA 625	-88	-88	39	139	
2012/13-4	Lab	method blank	3/27/2013	Organic	2,4-Dinitrotoluene	n/a	<	0.18	µg/L	EPA 625	0.18	1			
2012/13-4	Lab	LCS	3/27/2013	Organic	2,4-Dinitrotoluene	n/a	=	31.5	µg/L	EPA 625	0.18	1			
2012/13-4	Lab	LCS, rec	3/27/2013	Organic	2,4-Dinitrotoluene	n/a	=	63	%	EPA 625	-88	-88	39	139	
2012/13-4	ME-CC	matrix spike	3/27/2013	Organic	2,4-Dinitrotoluene	n/a	=	33.8	µg/L	EPA 625	0.18	1			
2012/13-4	ME-CC	matrix spike, rec	3/27/2013	Organic	2,4-Dinitrotoluene	n/a	=	68	%	EPA 625	-88	-88	39	139	
2012/13-4	ME-CC	matrix spike dup	3/27/2013	Organic	2,4-Dinitrotoluene	n/a	=	22.1	µg/L	EPA 625	0.18	1			
2012/13-4	ME-CC	matrix spike dup, rec	3/27/2013	Organic	2,4-Dinitrotoluene	n/a	=	44	%	EPA 625	-88	-88	39	139	
2012/13-4	ME-CC	matrix spike, RPD	3/27/2013	Organic	2,4-Dinitrotoluene	n/a	=	42	%	EPA 625	-88	-88	0	30	IL
2012/13-4	MO-OXN	matrix spike	3/18/2013	Organic	2,4-Dinitrotoluene	n/a	=	34.5	µg/L	EPA 625	0.18	1			
2012/13-4	MO-OXN	matrix spike, rec	3/18/2013	Organic	2,4-Dinitrotoluene	n/a	=	69	%	EPA 625	-88	-88	39	139	
2012/13-4	MO-OXN	matrix spike dup	3/18/2013	Organic	2,4-Dinitrotoluene	n/a	=	32.6	µg/L	EPA 625	0.18	1			
2012/13-4	MO-OXN	matrix spike dup, rec	3/18/2013	Organic	2,4-Dinitrotoluene	n/a	=	65	%	EPA 625	-88	-88	39	139	
2012/13-4	MO-OXN	matrix spike, RPD	3/18/2013	Organic	2,4-Dinitrotoluene	n/a	=	6	%	EPA 625	-88	-88	0	30	
2012/13-4	Lab	method blank	3/18/2013	Organic	2,6-Dinitrotoluene	n/a	<	0.27	µg/L	EPA 625	0.27	1			
2012/13-4	Lab	LCS	3/18/2013	Organic	2,6-Dinitrotoluene	n/a	=	37.1	µg/L	EPA 625	0.27	1			
2012/13-4	Lab	LCS, rec	3/18/2013	Organic	2,6-Dinitrotoluene	n/a	=	74	%	EPA 625	-88	-88	50	158	
2012/13-4	Lab	method blank	3/27/2013	Organic	2,6-Dinitrotoluene	n/a	<	0.27	µg/L	EPA 625	0.27	1			
2012/13-4	Lab	LCS	3/27/2013	Organic	2,6-Dinitrotoluene	n/a	=	33.4	µg/L	EPA 625	0.27	1			
2012/13-4	Lab	LCS, rec	3/27/2013	Organic	2,6-Dinitrotoluene	n/a	=	67	%	EPA 625	-88	-88	50	158	
2012/13-4	ME-CC	matrix spike	3/27/2013	Organic	2,6-Dinitrotoluene	n/a	=	35	µg/L	EPA 625	0.27	1			
2012/13-4	ME-CC	matrix spike, rec	3/27/2013	Organic	2,6-Dinitrotoluene	n/a	=	70	%	EPA 625	-88	-88	50	158	
2012/13-4	ME-CC	matrix spike dup	3/27/2013	Organic	2,6-Dinitrotoluene	n/a	=	23.3	µg/L	EPA 625	0.27	1			GB
2012/13-4	ME-CC	matrix spike dup, rec	3/27/2013	Organic	2,6-Dinitrotoluene	n/a	=	47	%	EPA 625	-88	-88	50	158	GB
2012/13-4	ME-CC	matrix spike, RPD	3/27/2013	Organic	2,6-Dinitrotoluene	n/a	=	40	%	EPA 625	-88	-88	0	30	IL
2012/13-4	MO-OXN	matrix spike	3/18/2013	Organic	2,6-Dinitrotoluene	n/a	=	44.6	µg/L	EPA 625	0.27	1			
2012/13-4	MO-OXN	matrix spike, rec	3/18/2013	Organic	2,6-Dinitrotoluene	n/a	=	89	%	EPA 625	-88	-88	50	158	
2012/13-4	MO-OXN	matrix spike dup	3/18/2013	Organic	2,6-Dinitrotoluene	n/a	=	41.9	µg/L	EPA 625	0.27	1			
2012/13-4	MO-OXN	matrix spike dup, rec	3/18/2013	Organic	2,6-Dinitrotoluene	n/a	=	84	%	EPA 625	-88	-88	50	158	
2012/13-4	MO-OXN	matrix spike, RPD	3/18/2013	Organic	2,6-Dinitrotoluene	n/a	=	6	%	EPA 625	-88	-88	0	30	
2012/13-4	Lab	LCS	3/11/2013	Organic	2-Chloroethyl vinyl ether	n/a	=	4.6	µg/L	EPA 524.2	0.61	1			
2012/13-4	Lab	LCS, rec	3/11/2013	Organic	2-Chloroethyl vinyl ether	n/a	=	77	%	EPA 524.2	-88	-88	70	130	
2012/13-4	Lab	LCS dup	3/11/2013	Organic	2-Chloroethyl vinyl ether	n/a	=	4.97	µg/L	EPA 524.2	0.61	1			
2012/13-4	Lab	LCS dup, rec	3/11/2013	Organic	2-Chloroethyl vinyl ether	n/a	=	83	%	EPA 524.2	-88	-88	70	130	
2012/13-4	Lab	LCS, RPD	3/11/2013	Organic	2-Chloroethyl vinyl ether	n/a	=	8	%	EPA 524.2	-88	-88	0	30	
2012/13-4	Lab	method blank	3/11/2013	Organic	2-Chloroethyl vinyl ether	n/a	<	0.61	µg/L	EPA 524.2	0.61	1			
2012/13-4	Lab	method blank	3/18/2013	Organic	2-Chloronaphthalene	n/a	<	0.45	µg/L	EPA 625	0.45	1			
2012/13-4	Lab	LCS	3/18/2013	Organic	2-Chloronaphthalene	n/a	=	35.7	µg/L	EPA 625	0.45	1			
2012/13-4	Lab	LCS, rec	3/18/2013	Organic	2-Chloronaphthalene	n/a	=	71	%	EPA 625	-88	-88	60	118	
2012/13-4	Lab	method blank	3/27/2013	Organic	2-Chloronaphthalene	n/a	<	0.45	µg/L	EPA 625	0.45	1			
2012/13-4	Lab	LCS	3/27/2013	Organic	2-Chloronaphthalene	n/a	=	26	µg/L	EPA 625	0.45	1			EUM
2012/13-4	Lab	LCS, rec	3/27/2013	Organic	2-Chloronaphthalene	n/a	=	52	%	EPA 625	-88	-88	60	118	EUM

Appendix F
Laboratory QA/QC Analysis Results

Event ID	Site ID	QAQC Sample Type	Analysis Date	Classification	Constituent	Fraction	Sign	Result	Units	Method	MDL	RL	QA Limit		DQOComp
													Min	Max	
2012/13-4	ME-CC	matrix spike	3/27/2013	Organic	2-Chloronaphthalene	n/a	=	32.3	µg/L	EPA 625	0.45	1			
2012/13-4	ME-CC	matrix spike, rec	3/27/2013	Organic	2-Chloronaphthalene	n/a	=	65	%	EPA 625	-88	-88	60	118	
2012/13-4	ME-CC	matrix spike dup	3/27/2013	Organic	2-Chloronaphthalene	n/a	=	20	µg/L	EPA 625	0.45	1			GB
2012/13-4	ME-CC	matrix spike dup, rec	3/27/2013	Organic	2-Chloronaphthalene	n/a	=	40	%	EPA 625	-88	-88	60	118	GB
2012/13-4	ME-CC	matrix spike, RPD	3/27/2013	Organic	2-Chloronaphthalene	n/a	=	47	%	EPA 625	-88	-88	0	30	IL
2012/13-4	MO-OXN	matrix spike	3/18/2013	Organic	2-Chloronaphthalene	n/a	=	33.9	µg/L	EPA 625	0.45	1			
2012/13-4	MO-OXN	matrix spike, rec	3/18/2013	Organic	2-Chloronaphthalene	n/a	=	68	%	EPA 625	-88	-88	60	118	
2012/13-4	MO-OXN	matrix spike dup	3/18/2013	Organic	2-Chloronaphthalene	n/a	=	31.8	µg/L	EPA 625	0.45	1			
2012/13-4	MO-OXN	matrix spike dup, rec	3/18/2013	Organic	2-Chloronaphthalene	n/a	=	64	%	EPA 625	-88	-88	60	118	
2012/13-4	MO-OXN	matrix spike, RPD	3/18/2013	Organic	2-Chloronaphthalene	n/a	=	6	%	EPA 625	-88	-88	0	30	
2012/13-4	Lab	method blank	4/11/2013	Organic	2-Chlorophenol	n/a	<	0.65	µg/L	EPA 8270Cm	0.65	1			
2012/13-4	Lab	LCS	4/11/2013	Organic	2-Chlorophenol	n/a	=	5.96	µg/L	EPA 8270Cm	0.65	1			
2012/13-4	Lab	LCS, rec	4/11/2013	Organic	2-Chlorophenol	n/a	=	60	%	EPA 8270Cm	-88	-88	46	92	
2012/13-4	ME-CC	matrix spike	4/11/2013	Organic	2-Chlorophenol	n/a	=	5.51	µg/L	EPA 8270Cm	0.65	1			
2012/13-4	ME-CC	matrix spike, rec	4/11/2013	Organic	2-Chlorophenol	n/a	=	55	%	EPA 8270Cm	-88	-88	47	102	
2012/13-4	ME-CC	matrix spike dup	4/11/2013	Organic	2-Chlorophenol	n/a	=	5.6	µg/L	EPA 8270Cm	0.65	1			
2012/13-4	ME-CC	matrix spike dup, rec	4/11/2013	Organic	2-Chlorophenol	n/a	=	56	%	EPA 8270Cm	-88	-88	47	102	
2012/13-4	ME-CC	matrix spike, RPD	4/11/2013	Organic	2-Chlorophenol	n/a	=	2	%	EPA 8270Cm	-88	-88	0	30	
2012/13-4	Lab	srgt method blank	3/18/2013	Organic	2-Fluorobiphenyl	n/a	=	29.6	µg/L	EPA 625	-88	-88			
2012/13-4	Lab	srgt method blank, rec	3/18/2013	Organic	2-Fluorobiphenyl	n/a	=	59	%	EPA 625	-88	-88	22	130	
2012/13-4	Lab	srgt LCS	3/18/2013	Organic	2-Fluorobiphenyl	n/a	=	35.2	µg/L	EPA 625	-88	-88			
2012/13-4	Lab	srgt LCS, rec	3/18/2013	Organic	2-Fluorobiphenyl	n/a	=	70	%	EPA 625	-88	-88	22	130	
2012/13-4	Lab	srgt method blank	3/27/2013	Organic	2-Fluorobiphenyl	n/a	=	33.3	µg/L	EPA 625	-88	-88			
2012/13-4	Lab	srgt method blank, rec	3/27/2013	Organic	2-Fluorobiphenyl	n/a	=	67	%	EPA 625	-88	-88	22	130	
2012/13-4	Lab	srgt LCS	3/27/2013	Organic	2-Fluorobiphenyl	n/a	=	30.2	µg/L	EPA 625	-88	-88			
2012/13-4	Lab	srgt LCS, rec	3/27/2013	Organic	2-Fluorobiphenyl	n/a	=	60	%	EPA 625	-88	-88	22	130	
2012/13-4	Lab	srgt method blank	4/9/2013	Organic	2-Fluorobiphenyl	n/a	=	3.81	µg/L	EPA 8270Cm	-88	-88			
2012/13-4	Lab	srgt method blank, rec	4/9/2013	Organic	2-Fluorobiphenyl	n/a	=	76	%	EPA 8270Cm	-88	-88	51	139	
2012/13-4	Lab	srgt LCS	4/9/2013	Organic	2-Fluorobiphenyl	n/a	=	3.65	µg/L	EPA 8270Cm	-88	-88			
2012/13-4	Lab	srgt LCS, rec	4/9/2013	Organic	2-Fluorobiphenyl	n/a	=	73	%	EPA 8270Cm	-88	-88	51	139	
2012/13-4	ME-CC	srgt matrix spike	3/27/2013	Organic	2-Fluorobiphenyl	n/a	=	32.3	µg/L	EPA 625	-88	-88			
2012/13-4	ME-CC	srgt matrix spike, rec	3/27/2013	Organic	2-Fluorobiphenyl	n/a	=	65	%	EPA 625	-88	-88	22	130	
2012/13-4	ME-CC	srgt matrix spike dup	3/27/2013	Organic	2-Fluorobiphenyl	n/a	=	20.4	µg/L	EPA 625	-88	-88			
2012/13-4	ME-CC	srgt matrix spike dup, rec	3/27/2013	Organic	2-Fluorobiphenyl	n/a	=	41	%	EPA 625	-88	-88	22	130	
2012/13-4	ME-CC	srgt environ	3/28/2013	Organic	2-Fluorobiphenyl	n/a	=	22.3	µg/L	EPA 625	-88	-88			
2012/13-4	ME-CC	srgt environ, rec	3/28/2013	Organic	2-Fluorobiphenyl	n/a	=	45	%	EPA 625	-88	-88	22	130	
2012/13-4	ME-CC	srgt matrix spike	4/9/2013	Organic	2-Fluorobiphenyl	n/a	=	3.71	µg/L	EPA 8270Cm	-88	-88			
2012/13-4	ME-CC	srgt matrix spike, rec	4/9/2013	Organic	2-Fluorobiphenyl	n/a	=	74	%	EPA 8270Cm	-88	-88	51	139	
2012/13-4	ME-CC	srgt matrix spike dup	4/9/2013	Organic	2-Fluorobiphenyl	n/a	=	3.34	µg/L	EPA 8270Cm	-88	-88			
2012/13-4	ME-CC	srgt matrix spike dup, rec	4/9/2013	Organic	2-Fluorobiphenyl	n/a	=	67	%	EPA 8270Cm	-88	-88	51	139	
2012/13-4	ME-CC	srgt environ	4/10/2013	Organic	2-Fluorobiphenyl	n/a	=	3.51	µg/L	EPA 8270Cm	-88	-88			
2012/13-4	ME-CC	srgt environ, rec	4/10/2013	Organic	2-Fluorobiphenyl	n/a	=	70	%	EPA 8270Cm	-88	-88	51	139	
2012/13-4	ME-SCR	srgt environ	3/18/2013	Organic	2-Fluorobiphenyl	n/a	=	56.8	µg/L	EPA 625	-88	-88			
2012/13-4	ME-SCR	srgt environ, rec	3/18/2013	Organic	2-Fluorobiphenyl	n/a	=	114	%	EPA 625	-88	-88	22	130	
2012/13-4	ME-SCR	srgt environ	4/9/2013	Organic	2-Fluorobiphenyl	n/a	=	3.72	µg/L	EPA 8270Cm	-88	-88			
2012/13-4	ME-SCR	srgt environ, rec	4/9/2013	Organic	2-Fluorobiphenyl	n/a	=	74	%	EPA 8270Cm	-88	-88	51	139	
2012/13-4	ME-VR2	srgt environ	3/18/2013	Organic	2-Fluorobiphenyl	n/a	=	29.3	µg/L	EPA 625	-88	-88			

Appendix F
Laboratory QA/QC Analysis Results

Event ID	Site ID	QAQC Sample Type	Analysis Date	Classification	Constituent	Fraction	Sign	Result	Units	Method	MDL	RL	QA Limit		DQOComp
													Min	Max	
2012/13-4	ME-VR2	srgt environ, rec	3/18/2013	Organic	2-Fluorobiphenyl	n/a	=	59	%	EPA 625	-88	-88	22	130	
2012/13-4	ME-VR2	srgt environ	4/9/2013	Organic	2-Fluorobiphenyl	n/a	=	3.59	µg/L	EPA 8270Cm	-88	-88			
2012/13-4	ME-VR2	srgt environ, rec	4/9/2013	Organic	2-Fluorobiphenyl	n/a	=	72	%	EPA 8270Cm	-88	-88	51	139	
2012/13-4	MO-CAM	srgt environ	3/19/2013	Organic	2-Fluorobiphenyl	n/a	=	27.7	µg/L	EPA 625	-88	-88			
2012/13-4	MO-CAM	srgt environ, rec	3/19/2013	Organic	2-Fluorobiphenyl	n/a	=	55	%	EPA 625	-88	-88	22	130	
2012/13-4	MO-CAM	srgt environ	4/9/2013	Organic	2-Fluorobiphenyl	n/a	=	2.88	µg/L	EPA 8270Cm	-88	-88			
2012/13-4	MO-CAM	srgt environ, rec	4/9/2013	Organic	2-Fluorobiphenyl	n/a	=	58	%	EPA 8270Cm	-88	-88	51	139	
2012/13-4	MO-FIL	srgt environ	3/19/2013	Organic	2-Fluorobiphenyl	n/a	=	21.8	µg/L	EPA 625	-88	-88			
2012/13-4	MO-FIL	srgt environ, rec	3/19/2013	Organic	2-Fluorobiphenyl	n/a	=	44	%	EPA 625	-88	-88	22	130	
2012/13-4	MO-FIL	srgt environ	4/9/2013	Organic	2-Fluorobiphenyl	n/a	=	3.79	µg/L	EPA 8270Cm	-88	-88			
2012/13-4	MO-FIL	srgt environ, rec	4/9/2013	Organic	2-Fluorobiphenyl	n/a	=	76	%	EPA 8270Cm	-88	-88	51	139	
2012/13-4	MO-HUE	srgt environ	3/19/2013	Organic	2-Fluorobiphenyl	n/a	=	35.3	µg/L	EPA 625	-88	-88			
2012/13-4	MO-HUE	srgt environ, rec	3/19/2013	Organic	2-Fluorobiphenyl	n/a	=	71	%	EPA 625	-88	-88	22	130	
2012/13-4	MO-HUE	srgt environ	4/10/2013	Organic	2-Fluorobiphenyl	n/a	=	3.88	µg/L	EPA 8270Cm	-88	-88			
2012/13-4	MO-HUE	srgt environ, rec	4/10/2013	Organic	2-Fluorobiphenyl	n/a	=	78	%	EPA 8270Cm	-88	-88	51	139	
2012/13-4	MO-MEI	srgt environ	3/19/2013	Organic	2-Fluorobiphenyl	n/a	=	46	µg/L	EPA 625	-88	-88			D
2012/13-4	MO-MEI	srgt environ, rec	3/19/2013	Organic	2-Fluorobiphenyl	n/a	=	83	%	EPA 625	-88	-88	22	130	D
2012/13-4	MO-MEI	srgt environ	4/9/2013	Organic	2-Fluorobiphenyl	n/a	=	2.58	µg/L	EPA 8270Cm	-88	-88			D,GN
2012/13-4	MO-MEI	srgt environ, rec	4/9/2013	Organic	2-Fluorobiphenyl	n/a	=	49	%	EPA 8270Cm	-88	-88	51	139	D,GN
2012/13-4	MO-MPK	srgt environ	3/19/2013	Organic	2-Fluorobiphenyl	n/a	=	23.8	µg/L	EPA 625	-88	-88			D
2012/13-4	MO-MPK	srgt environ, rec	3/19/2013	Organic	2-Fluorobiphenyl	n/a	=	48	%	EPA 625	-88	-88	22	130	D
2012/13-4	MO-MPK	srgt environ	4/10/2013	Organic	2-Fluorobiphenyl	n/a	=	3.19	µg/L	EPA 8270Cm	-88	-88			
2012/13-4	MO-MPK	srgt environ, rec	4/10/2013	Organic	2-Fluorobiphenyl	n/a	=	64	%	EPA 8270Cm	-88	-88	51	139	
2012/13-4	MO-OJA	srgt environ	3/19/2013	Organic	2-Fluorobiphenyl	n/a	=	42	µg/L	EPA 625	-88	-88			D
2012/13-4	MO-OJA	srgt environ, rec	3/19/2013	Organic	2-Fluorobiphenyl	n/a	=	84	%	EPA 625	-88	-88	22	130	D
2012/13-4	MO-OJA	srgt environ	4/9/2013	Organic	2-Fluorobiphenyl	n/a	=	2.9	µg/L	EPA 8270Cm	-88	-88			
2012/13-4	MO-OJA	srgt environ, rec	4/9/2013	Organic	2-Fluorobiphenyl	n/a	=	58	%	EPA 8270Cm	-88	-88	51	139	
2012/13-4	MO-OXN	srgt matrix spike	3/18/2013	Organic	2-Fluorobiphenyl	n/a	=	35.6	µg/L	EPA 625	-88	-88			
2012/13-4	MO-OXN	srgt matrix spike, rec	3/18/2013	Organic	2-Fluorobiphenyl	n/a	=	71	%	EPA 625	-88	-88	22	130	
2012/13-4	MO-OXN	srgt matrix spike dup	3/18/2013	Organic	2-Fluorobiphenyl	n/a	=	32.8	µg/L	EPA 625	-88	-88			
2012/13-4	MO-OXN	srgt matrix spike dup, rec	3/18/2013	Organic	2-Fluorobiphenyl	n/a	=	66	%	EPA 625	-88	-88	22	130	
2012/13-4	MO-OXN	srgt environ	3/19/2013	Organic	2-Fluorobiphenyl	n/a	=	22.6	µg/L	EPA 625	-88	-88			
2012/13-4	MO-OXN	srgt environ, rec	3/19/2013	Organic	2-Fluorobiphenyl	n/a	=	45	%	EPA 625	-88	-88	22	130	
2012/13-4	MO-OXN	srgt environ	4/10/2013	Organic	2-Fluorobiphenyl	n/a	=	3.81	µg/L	EPA 8270Cm	-88	-88			
2012/13-4	MO-OXN	srgt environ, rec	4/10/2013	Organic	2-Fluorobiphenyl	n/a	=	76	%	EPA 8270Cm	-88	-88	51	139	
2012/13-4	MO-SIM	srgt environ	3/19/2013	Organic	2-Fluorobiphenyl	n/a	=	34.3	µg/L	EPA 625	-88	-88			D
2012/13-4	MO-SIM	srgt environ, rec	3/19/2013	Organic	2-Fluorobiphenyl	n/a	=	69	%	EPA 625	-88	-88	22	130	D
2012/13-4	MO-SIM	srgt environ	4/10/2013	Organic	2-Fluorobiphenyl	n/a	=	3.96	µg/L	EPA 8270Cm	-88	-88			
2012/13-4	MO-SIM	srgt environ, rec	4/10/2013	Organic	2-Fluorobiphenyl	n/a	=	79	%	EPA 8270Cm	-88	-88	51	139	
2012/13-4	MO-SPA	srgt environ	3/19/2013	Organic	2-Fluorobiphenyl	n/a	=	34.5	µg/L	EPA 625	-88	-88			
2012/13-4	MO-SPA	srgt environ, rec	3/19/2013	Organic	2-Fluorobiphenyl	n/a	=	69	%	EPA 625	-88	-88	22	130	
2012/13-4	MO-SPA	srgt environ	4/9/2013	Organic	2-Fluorobiphenyl	n/a	=	3.19	µg/L	EPA 8270Cm	-88	-88			
2012/13-4	MO-SPA	srgt environ, rec	4/9/2013	Organic	2-Fluorobiphenyl	n/a	=	64	%	EPA 8270Cm	-88	-88	51	139	
2012/13-4	MO-THO	srgt environ	3/19/2013	Organic	2-Fluorobiphenyl	n/a	=	37.4	µg/L	EPA 625	-88	-88			D
2012/13-4	MO-THO	srgt environ, rec	3/19/2013	Organic	2-Fluorobiphenyl	n/a	=	75	%	EPA 625	-88	-88	22	130	D
2012/13-4	MO-THO	srgt environ	4/10/2013	Organic	2-Fluorobiphenyl	n/a	=	3.77	µg/L	EPA 8270Cm	-88	-88			
2012/13-4	MO-THO	srgt environ, rec	4/10/2013	Organic	2-Fluorobiphenyl	n/a	=	75	%	EPA 8270Cm	-88	-88	51	139	

Appendix F
Laboratory QA/QC Analysis Results

Event ID	Site ID	QAQC Sample Type	Analysis Date	Classification	Constituent	Fraction	Sign	Result	Units	Method	MDL	RL	QA Limit		DQOComp
													Min	Max	
2012/13-4	MO-VEN	srgt environ	3/19/2013	Organic	2-Fluorobiphenyl	n/a	=	41.4	µg/L	EPA 625	-88	-88			D
2012/13-4	MO-VEN	srgt environ, rec	3/19/2013	Organic	2-Fluorobiphenyl	n/a	=	83	%	EPA 625	-88	-88	22	130	D
2012/13-4	MO-VEN	srgt environ	4/9/2013	Organic	2-Fluorobiphenyl	n/a	=	2.85	µg/L	EPA 8270Cm	-88	-88			
2012/13-4	MO-VEN	srgt environ, rec	4/9/2013	Organic	2-Fluorobiphenyl	n/a	=	54	%	EPA 8270Cm	-88	-88	51	139	
2012/13-4	Lab	srgt method blank	3/18/2013	Organic	2-Fluorophenol	n/a	=	39.6	µg/L	EPA 625	-88	-88			
2012/13-4	Lab	srgt method blank, rec	3/18/2013	Organic	2-Fluorophenol	n/a	=	40	%	EPA 625	-88	-88	6	96	
2012/13-4	Lab	srgt LCS	3/18/2013	Organic	2-Fluorophenol	n/a	=	42.4	µg/L	EPA 625	-88	-88			
2012/13-4	Lab	srgt LCS, rec	3/18/2013	Organic	2-Fluorophenol	n/a	=	42	%	EPA 625	-88	-88	6	96	
2012/13-4	Lab	srgt method blank	3/27/2013	Organic	2-Fluorophenol	n/a	=	47	µg/L	EPA 625	-88	-88			
2012/13-4	Lab	srgt method blank, rec	3/27/2013	Organic	2-Fluorophenol	n/a	=	47	%	EPA 625	-88	-88	6	96	
2012/13-4	Lab	srgt LCS	3/27/2013	Organic	2-Fluorophenol	n/a	=	28.3	µg/L	EPA 625	-88	-88			
2012/13-4	Lab	srgt LCS, rec	3/27/2013	Organic	2-Fluorophenol	n/a	=	28	%	EPA 625	-88	-88	6	96	
2012/13-4	Lab	srgt method blank	4/11/2013	Organic	2-Fluorophenol	n/a	=	3.94	µg/L	EPA 8270Cm	-88	-88			
2012/13-4	Lab	srgt method blank, rec	4/11/2013	Organic	2-Fluorophenol	n/a	=	39	%	EPA 8270Cm	-88	-88	24	82	
2012/13-4	Lab	srgt LCS	4/11/2013	Organic	2-Fluorophenol	n/a	=	3.52	µg/L	EPA 8270Cm	-88	-88			
2012/13-4	Lab	srgt LCS, rec	4/11/2013	Organic	2-Fluorophenol	n/a	=	35	%	EPA 8270Cm	-88	-88	24	82	
2012/13-4	ME-CC	srgt matrix spike	3/27/2013	Organic	2-Fluorophenol	n/a	=	50.8	µg/L	EPA 625	-88	-88			
2012/13-4	ME-CC	srgt matrix spike, rec	3/27/2013	Organic	2-Fluorophenol	n/a	=	51	%	EPA 625	-88	-88	6	96	
2012/13-4	ME-CC	srgt matrix spike dup	3/27/2013	Organic	2-Fluorophenol	n/a	=	31.1	µg/L	EPA 625	-88	-88			
2012/13-4	ME-CC	srgt matrix spike dup, rec	3/27/2013	Organic	2-Fluorophenol	n/a	=	31	%	EPA 625	-88	-88	6	96	
2012/13-4	ME-CC	srgt environ	3/28/2013	Organic	2-Fluorophenol	n/a	=	38.2	µg/L	EPA 625	-88	-88			
2012/13-4	ME-CC	srgt environ, rec	3/28/2013	Organic	2-Fluorophenol	n/a	=	38	%	EPA 625	-88	-88	6	96	
2012/13-4	ME-CC	srgt matrix spike	4/11/2013	Organic	2-Fluorophenol	n/a	=	4.04	µg/L	EPA 8270Cm	-88	-88			
2012/13-4	ME-CC	srgt matrix spike, rec	4/11/2013	Organic	2-Fluorophenol	n/a	=	40	%	EPA 8270Cm	-88	-88	24	82	
2012/13-4	ME-CC	srgt matrix spike dup	4/11/2013	Organic	2-Fluorophenol	n/a	=	4.06	µg/L	EPA 8270Cm	-88	-88			
2012/13-4	ME-CC	srgt matrix spike dup, rec	4/11/2013	Organic	2-Fluorophenol	n/a	=	41	%	EPA 8270Cm	-88	-88	24	82	
2012/13-4	ME-CC	srgt environ	4/11/2013	Organic	2-Fluorophenol	n/a	=	4.51	µg/L	EPA 8270Cm	-88	-88			
2012/13-4	ME-CC	srgt environ, rec	4/11/2013	Organic	2-Fluorophenol	n/a	=	45	%	EPA 8270Cm	-88	-88	24	82	
2012/13-4	ME-SCR	srgt environ	3/18/2013	Organic	2-Fluorophenol	n/a	=	101	µg/L	EPA 625	-88	-88			GN
2012/13-4	ME-SCR	srgt environ, rec	3/18/2013	Organic	2-Fluorophenol	n/a	=	101	%	EPA 625	-88	-88	6	96	GN
2012/13-4	ME-SCR	srgt environ	4/11/2013	Organic	2-Fluorophenol	n/a	=	5.22	µg/L	EPA 8270Cm	-88	-88			
2012/13-4	ME-SCR	srgt environ, rec	4/11/2013	Organic	2-Fluorophenol	n/a	=	52	%	EPA 8270Cm	-88	-88	24	82	
2012/13-4	ME-VR2	srgt environ	3/18/2013	Organic	2-Fluorophenol	n/a	=	49.2	µg/L	EPA 625	-88	-88			
2012/13-4	ME-VR2	srgt environ, rec	3/18/2013	Organic	2-Fluorophenol	n/a	=	49	%	EPA 625	-88	-88	6	96	
2012/13-4	ME-VR2	srgt environ	4/11/2013	Organic	2-Fluorophenol	n/a	=	4.59	µg/L	EPA 8270Cm	-88	-88			
2012/13-4	ME-VR2	srgt environ, rec	4/11/2013	Organic	2-Fluorophenol	n/a	=	46	%	EPA 8270Cm	-88	-88	24	82	
2012/13-4	MO-CAM	srgt environ	3/19/2013	Organic	2-Fluorophenol	n/a	=	31	µg/L	EPA 625	-88	-88			
2012/13-4	MO-CAM	srgt environ, rec	3/19/2013	Organic	2-Fluorophenol	n/a	=	31	%	EPA 625	-88	-88	6	96	
2012/13-4	MO-CAM	srgt environ	4/11/2013	Organic	2-Fluorophenol	n/a	=	2.79	µg/L	EPA 8270Cm	-88	-88			
2012/13-4	MO-CAM	srgt environ, rec	4/11/2013	Organic	2-Fluorophenol	n/a	=	28	%	EPA 8270Cm	-88	-88	24	82	
2012/13-4	MO-FIL	srgt environ	3/19/2013	Organic	2-Fluorophenol	n/a	=	34.7	µg/L	EPA 625	-88	-88			
2012/13-4	MO-FIL	srgt environ, rec	3/19/2013	Organic	2-Fluorophenol	n/a	=	35	%	EPA 625	-88	-88	6	96	
2012/13-4	MO-FIL	srgt environ	4/11/2013	Organic	2-Fluorophenol	n/a	=	5.02	µg/L	EPA 8270Cm	-88	-88			
2012/13-4	MO-FIL	srgt environ, rec	4/11/2013	Organic	2-Fluorophenol	n/a	=	50	%	EPA 8270Cm	-88	-88	24	82	
2012/13-4	MO-HUE	srgt environ	3/19/2013	Organic	2-Fluorophenol	n/a	=	48.8	µg/L	EPA 625	-88	-88			
2012/13-4	MO-HUE	srgt environ, rec	3/19/2013	Organic	2-Fluorophenol	n/a	=	49	%	EPA 625	-88	-88	6	96	
2012/13-4	MO-HUE	srgt environ	4/11/2013	Organic	2-Fluorophenol	n/a	=	3.67	µg/L	EPA 8270Cm	-88	-88			

Appendix F
Laboratory QA/QC Analysis Results

Event ID	Site ID	QAQC Sample Type	Analysis Date	Classification	Constituent	Fraction	Sign	Result	Units	Method	MDL	RL	QA Limit		DQOComp
													Min	Max	
2012/13-4	MO-HUE	srgt environ, rec	4/11/2013	Organic	2-Fluorophenol	n/a	=	37	%	EPA 8270Cm	-88	-88	24	82	
2012/13-4	MO-MEI	srgt environ	3/19/2013	Organic	2-Fluorophenol	n/a	=	49.5	µg/L	EPA 625	-88	-88			D
2012/13-4	MO-MEI	srgt environ, rec	3/19/2013	Organic	2-Fluorophenol	n/a	=	45	%	EPA 625	-88	-88	6	96	D
2012/13-4	MO-MEI	srgt environ	4/11/2013	Organic	2-Fluorophenol	n/a	=	1.2	µg/L	EPA 8270Cm	-88	-88			D,GN
2012/13-4	MO-MEI	srgt environ, rec	4/11/2013	Organic	2-Fluorophenol	n/a	=	11	%	EPA 8270Cm	-88	-88	24	82	D,GN
2012/13-4	MO-MPK	srgt environ	3/19/2013	Organic	2-Fluorophenol	n/a	=	17.9	µg/L	EPA 625	-88	-88			D
2012/13-4	MO-MPK	srgt environ, rec	3/19/2013	Organic	2-Fluorophenol	n/a	=	18	%	EPA 625	-88	-88	6	96	D
2012/13-4	MO-MPK	srgt environ	4/11/2013	Organic	2-Fluorophenol	n/a	=	2.7	µg/L	EPA 8270Cm	-88	-88			
2012/13-4	MO-MPK	srgt environ, rec	4/11/2013	Organic	2-Fluorophenol	n/a	=	27	%	EPA 8270Cm	-88	-88	24	82	
2012/13-4	MO-OJA	srgt environ	3/19/2013	Organic	2-Fluorophenol	n/a	=	43.6	µg/L	EPA 625	-88	-88			D
2012/13-4	MO-OJA	srgt environ, rec	3/19/2013	Organic	2-Fluorophenol	n/a	=	44	%	EPA 625	-88	-88	6	96	D
2012/13-4	MO-OJA	srgt environ	4/11/2013	Organic	2-Fluorophenol	n/a	=	2.5	µg/L	EPA 8270Cm	-88	-88			
2012/13-4	MO-OJA	srgt environ, rec	4/11/2013	Organic	2-Fluorophenol	n/a	=	25	%	EPA 8270Cm	-88	-88	24	82	
2012/13-4	MO-OXN	srgt matrix spike	3/18/2013	Organic	2-Fluorophenol	n/a	=	54.7	µg/L	EPA 625	-88	-88			
2012/13-4	MO-OXN	srgt matrix spike, rec	3/18/2013	Organic	2-Fluorophenol	n/a	=	55	%	EPA 625	-88	-88	6	96	
2012/13-4	MO-OXN	srgt matrix spike dup	3/18/2013	Organic	2-Fluorophenol	n/a	=	47.7	µg/L	EPA 625	-88	-88			
2012/13-4	MO-OXN	srgt matrix spike dup, rec	3/18/2013	Organic	2-Fluorophenol	n/a	=	48	%	EPA 625	-88	-88	6	96	
2012/13-4	MO-OXN	srgt environ	3/19/2013	Organic	2-Fluorophenol	n/a	=	33.2	µg/L	EPA 625	-88	-88			
2012/13-4	MO-OXN	srgt environ, rec	3/19/2013	Organic	2-Fluorophenol	n/a	=	33	%	EPA 625	-88	-88	6	96	
2012/13-4	MO-OXN	srgt environ	4/11/2013	Organic	2-Fluorophenol	n/a	=	4.97	µg/L	EPA 8270Cm	-88	-88			
2012/13-4	MO-OXN	srgt environ, rec	4/11/2013	Organic	2-Fluorophenol	n/a	=	50	%	EPA 8270Cm	-88	-88	24	82	
2012/13-4	MO-SIM	srgt environ	3/19/2013	Organic	2-Fluorophenol	n/a	=	31.5	µg/L	EPA 625	-88	-88			D
2012/13-4	MO-SIM	srgt environ, rec	3/19/2013	Organic	2-Fluorophenol	n/a	=	32	%	EPA 625	-88	-88	6	96	D
2012/13-4	MO-SIM	srgt environ	4/11/2013	Organic	2-Fluorophenol	n/a	=	3.33	µg/L	EPA 8270Cm	-88	-88			
2012/13-4	MO-SIM	srgt environ, rec	4/11/2013	Organic	2-Fluorophenol	n/a	=	33	%	EPA 8270Cm	-88	-88	24	82	
2012/13-4	MO-SPA	srgt environ	3/19/2013	Organic	2-Fluorophenol	n/a	=	39	µg/L	EPA 625	-88	-88			
2012/13-4	MO-SPA	srgt environ, rec	3/19/2013	Organic	2-Fluorophenol	n/a	=	39	%	EPA 625	-88	-88	6	96	
2012/13-4	MO-SPA	srgt environ	4/11/2013	Organic	2-Fluorophenol	n/a	=	3	µg/L	EPA 8270Cm	-88	-88			
2012/13-4	MO-SPA	srgt environ, rec	4/11/2013	Organic	2-Fluorophenol	n/a	=	30	%	EPA 8270Cm	-88	-88	24	82	
2012/13-4	MO-THO	srgt environ	3/19/2013	Organic	2-Fluorophenol	n/a	=	42.1	µg/L	EPA 625	-88	-88			D
2012/13-4	MO-THO	srgt environ, rec	3/19/2013	Organic	2-Fluorophenol	n/a	=	42	%	EPA 625	-88	-88	6	96	D
2012/13-4	MO-THO	srgt environ	4/11/2013	Organic	2-Fluorophenol	n/a	=	3.28	µg/L	EPA 8270Cm	-88	-88			
2012/13-4	MO-THO	srgt environ, rec	4/11/2013	Organic	2-Fluorophenol	n/a	=	33	%	EPA 8270Cm	-88	-88	24	82	
2012/13-4	MO-VEN	srgt environ	3/19/2013	Organic	2-Fluorophenol	n/a	=	35	µg/L	EPA 625	-88	-88			D
2012/13-4	MO-VEN	srgt environ, rec	3/19/2013	Organic	2-Fluorophenol	n/a	=	35	%	EPA 625	-88	-88	6	96	D
2012/13-4	MO-VEN	srgt environ	4/11/2013	Organic	2-Fluorophenol	n/a	=	2.05	µg/L	EPA 8270Cm	-88	-88			GN
2012/13-4	MO-VEN	srgt environ, rec	4/11/2013	Organic	2-Fluorophenol	n/a	=	19	%	EPA 8270Cm	-88	-88	24	82	GN
2012/13-4	Lab	method blank	4/9/2013	Organic	2-Methylnaphthalene	n/a	<	0.1	µg/L	EPA 8270Cm	0.1	0.1			
2012/13-4	Lab	method blank	4/11/2013	Organic	2-Methylphenol	n/a	<	0.34	µg/L	EPA 8270Cm	0.34	1			
2012/13-4	Lab	method blank	4/11/2013	Organic	2-Nitrophenol	n/a	<	0.71	µg/L	EPA 8270Cm	0.71	1			
2012/13-4	Lab	LCS	4/11/2013	Organic	2-Nitrophenol	n/a	=	6.79	µg/L	EPA 8270Cm	0.71	1			
2012/13-4	Lab	LCS, rec	4/11/2013	Organic	2-Nitrophenol	n/a	=	68	%	EPA 8270Cm	-88	-88	48	197	
2012/13-4	Lab	method blank	3/18/2013	Organic	3,3'-Dichlorobenzidine	n/a	<	1.2	µg/L	EPA 625	1.2	5			
2012/13-4	Lab	LCS	3/18/2013	Organic	3,3'-Dichlorobenzidine	n/a	=	64	µg/L	EPA 625	1.2	5			
2012/13-4	Lab	LCS, rec	3/18/2013	Organic	3,3'-Dichlorobenzidine	n/a	=	128	%	EPA 625	-88	-88	0.1	262	
2012/13-4	Lab	method blank	3/27/2013	Organic	3,3'-Dichlorobenzidine	n/a	<	1.2	µg/L	EPA 625	1.2	5			
2012/13-4	Lab	LCS	3/27/2013	Organic	3,3'-Dichlorobenzidine	n/a	=	69.5	µg/L	EPA 625	1.2	5			

Appendix F
Laboratory QA/QC Analysis Results

Event ID	Site ID	QAQC Sample Type	Analysis Date	Classification	Constituent	Fraction	Sign	Result	Units	Method	MDL	RL	QA Limit		DQOComp
													Min	Max	
2012/13-4	Lab	LCS, rec	3/27/2013	Organic	3,3'-Dichlorobenzidine	n/a	=	139	%	EPA 625	-88	-88	0.1	262	
2012/13-4	ME-CC	matrix spike	3/27/2013	Organic	3,3'-Dichlorobenzidine	n/a	<	1.2	µg/L	EPA 625	1.2	5			GB
2012/13-4	ME-CC	matrix spike, rec	3/27/2013	Organic	3,3'-Dichlorobenzidine	n/a	=	0	%	EPA 625	-88	-88	0.1	262	GB
2012/13-4	ME-CC	matrix spike dup	3/27/2013	Organic	3,3'-Dichlorobenzidine	n/a	<	1.2	µg/L	EPA 625	1.2	5			GB
2012/13-4	ME-CC	matrix spike dup, rec	3/27/2013	Organic	3,3'-Dichlorobenzidine	n/a	=	0	%	EPA 625	-88	-88	0.1	262	GB
2012/13-4	ME-CC	matrix spike, RPD	3/27/2013	Organic	3,3'-Dichlorobenzidine	n/a	=	0	%	EPA 625	-88	-88	0	30	
2012/13-4	MO-OXN	matrix spike	3/18/2013	Organic	3,3'-Dichlorobenzidine	n/a	<	1.2	µg/L	EPA 625	1.2	5			GB
2012/13-4	MO-OXN	matrix spike, rec	3/18/2013	Organic	3,3'-Dichlorobenzidine	n/a	=	0	%	EPA 625	-88	-88	0.1	262	GB
2012/13-4	MO-OXN	matrix spike dup	3/18/2013	Organic	3,3'-Dichlorobenzidine	n/a	<	1.2	µg/L	EPA 625	1.2	5			GB
2012/13-4	MO-OXN	matrix spike dup, rec	3/18/2013	Organic	3,3'-Dichlorobenzidine	n/a	=	0	%	EPA 625	-88	-88	0.1	262	GB
2012/13-4	MO-OXN	matrix spike, RPD	3/18/2013	Organic	3,3'-Dichlorobenzidine	n/a	=	0	%	EPA 625	-88	-88	0	30	
2012/13-4	Lab	method blank	4/11/2013	Organic	3-/4-Methylphenol	n/a	<	0.3	µg/L	EPA 8270Cm	0.3	1			
2012/13-4	Lab	method blank	4/11/2013	Organic	4,6-Dinitro-2-methylphenol	n/a	<	0.14	µg/L	EPA 8270Cm	0.14	1			
2012/13-4	Lab	LCS	4/11/2013	Organic	4,6-Dinitro-2-methylphenol	n/a	=	6.72	µg/L	EPA 8270Cm	0.14	1			
2012/13-4	Lab	LCS, rec	4/11/2013	Organic	4,6-Dinitro-2-methylphenol	n/a	=	67	%	EPA 8270Cm	-88	-88	56	227	
2012/13-4	Lab	srgt LCS	3/11/2013	Organic	4-Bromofluorobenzene	n/a	=	12.8	µg/L	EPA 524.2	-88	-88			
2012/13-4	Lab	srgt LCS, rec	3/11/2013	Organic	4-Bromofluorobenzene	n/a	=	128	%	EPA 524.2	-88	-88	70	130	
2012/13-4	Lab	srgt LCS dup	3/11/2013	Organic	4-Bromofluorobenzene	n/a	=	12.3	µg/L	EPA 524.2	-88	-88			
2012/13-4	Lab	srgt LCS dup, rec	3/11/2013	Organic	4-Bromofluorobenzene	n/a	=	123	%	EPA 524.2	-88	-88	70	130	
2012/13-4	Lab	srgt method blank	3/11/2013	Organic	4-Bromofluorobenzene	n/a	=	7.98	µg/L	EPA 524.2	-88	-88			
2012/13-4	Lab	srgt method blank, rec	3/11/2013	Organic	4-Bromofluorobenzene	n/a	=	80	%	EPA 524.2	-88	-88	70	130	
2012/13-4	ME-CC	srgt environ	3/11/2013	Organic	4-Bromofluorobenzene	n/a	=	9.02	µg/L	EPA 524.2	-88	-88			
2012/13-4	ME-CC	srgt environ, rec	3/11/2013	Organic	4-Bromofluorobenzene	n/a	=	90	%	EPA 524.2	-88	-88	70	130	
2012/13-4	ME-SCR	srgt environ	3/11/2013	Organic	4-Bromofluorobenzene	n/a	=	8.42	µg/L	EPA 524.2	-88	-88			
2012/13-4	ME-SCR	srgt environ, rec	3/11/2013	Organic	4-Bromofluorobenzene	n/a	=	84	%	EPA 524.2	-88	-88	70	130	
2012/13-4	ME-VR2	srgt environ	3/11/2013	Organic	4-Bromofluorobenzene	n/a	=	8.4	µg/L	EPA 524.2	-88	-88			
2012/13-4	ME-VR2	srgt environ, rec	3/11/2013	Organic	4-Bromofluorobenzene	n/a	=	84	%	EPA 524.2	-88	-88	70	130	
2012/13-4	MO-CAM	srgt environ	3/11/2013	Organic	4-Bromofluorobenzene	n/a	=	7.99	µg/L	EPA 524.2	-88	-88			
2012/13-4	MO-CAM	srgt environ, rec	3/11/2013	Organic	4-Bromofluorobenzene	n/a	=	80	%	EPA 524.2	-88	-88	70	130	
2012/13-4	MO-FIL	srgt environ	3/11/2013	Organic	4-Bromofluorobenzene	n/a	=	10.5	µg/L	EPA 524.2	-88	-88			
2012/13-4	MO-FIL	srgt environ, rec	3/11/2013	Organic	4-Bromofluorobenzene	n/a	=	105	%	EPA 524.2	-88	-88	70	130	
2012/13-4	MO-HUE	srgt environ	3/11/2013	Organic	4-Bromofluorobenzene	n/a	=	7.98	µg/L	EPA 524.2	-88	-88			
2012/13-4	MO-HUE	srgt environ, rec	3/11/2013	Organic	4-Bromofluorobenzene	n/a	=	80	%	EPA 524.2	-88	-88	70	130	
2012/13-4	MO-MEI	srgt environ	3/11/2013	Organic	4-Bromofluorobenzene	n/a	=	8.16	µg/L	EPA 524.2	-88	-88			
2012/13-4	MO-MEI	srgt environ, rec	3/11/2013	Organic	4-Bromofluorobenzene	n/a	=	82	%	EPA 524.2	-88	-88	70	130	
2012/13-4	MO-MPK	srgt environ	3/11/2013	Organic	4-Bromofluorobenzene	n/a	=	7.76	µg/L	EPA 524.2	-88	-88			
2012/13-4	MO-MPK	srgt environ, rec	3/11/2013	Organic	4-Bromofluorobenzene	n/a	=	78	%	EPA 524.2	-88	-88	70	130	
2012/13-4	MO-OJA	srgt environ	3/11/2013	Organic	4-Bromofluorobenzene	n/a	=	8.26	µg/L	EPA 524.2	-88	-88			
2012/13-4	MO-OJA	srgt environ, rec	3/11/2013	Organic	4-Bromofluorobenzene	n/a	=	83	%	EPA 524.2	-88	-88	70	130	
2012/13-4	MO-OXN	srgt environ	3/11/2013	Organic	4-Bromofluorobenzene	n/a	=	10.2	µg/L	EPA 524.2	-88	-88			
2012/13-4	MO-OXN	srgt environ, rec	3/11/2013	Organic	4-Bromofluorobenzene	n/a	=	102	%	EPA 524.2	-88	-88	70	130	
2012/13-4	MO-SIM	srgt environ	3/11/2013	Organic	4-Bromofluorobenzene	n/a	=	8.26	µg/L	EPA 524.2	-88	-88			
2012/13-4	MO-SIM	srgt environ, rec	3/11/2013	Organic	4-Bromofluorobenzene	n/a	=	83	%	EPA 524.2	-88	-88	70	130	
2012/13-4	MO-SPA	srgt environ	3/11/2013	Organic	4-Bromofluorobenzene	n/a	=	9.33	µg/L	EPA 524.2	-88	-88			
2012/13-4	MO-SPA	srgt environ, rec	3/11/2013	Organic	4-Bromofluorobenzene	n/a	=	93	%	EPA 524.2	-88	-88	70	130	
2012/13-4	MO-THO	srgt environ	3/11/2013	Organic	4-Bromofluorobenzene	n/a	=	7.61	µg/L	EPA 524.2	-88	-88			
2012/13-4	MO-THO	srgt environ, rec	3/11/2013	Organic	4-Bromofluorobenzene	n/a	=	76	%	EPA 524.2	-88	-88	70	130	

Appendix F
Laboratory QA/QC Analysis Results

Event ID	Site ID	QAQC Sample Type	Analysis Date	Classification	Constituent	Fraction	Sign	Result	Units	Method	MDL	RL	QA Limit		DQOComp
													Min	Max	
2012/13-4	MO-VEN	srgt environ	3/11/2013	Organic	4-Bromofluorobenzene	n/a	=	10.8	µg/L	EPA 524.2	-88	-88			
2012/13-4	MO-VEN	srgt environ, rec	3/11/2013	Organic	4-Bromofluorobenzene	n/a	=	108	%	EPA 524.2	-88	-88	70	130	
2012/13-4	Lab	method blank	3/18/2013	Organic	4-Bromophenyl phenyl ether	n/a	<	0.36	µg/L	EPA 625	0.36	1			
2012/13-4	Lab	LCS	3/18/2013	Organic	4-Bromophenyl phenyl ether	n/a	=	32.3	µg/L	EPA 625	0.36	1			
2012/13-4	Lab	LCS, rec	3/18/2013	Organic	4-Bromophenyl phenyl ether	n/a	=	65	%	EPA 625	-88	-88	56	127	
2012/13-4	Lab	method blank	3/27/2013	Organic	4-Bromophenyl phenyl ether	n/a	<	0.36	µg/L	EPA 625	0.36	1			
2012/13-4	Lab	LCS	3/27/2013	Organic	4-Bromophenyl phenyl ether	n/a	=	29.6	µg/L	EPA 625	0.36	1			
2012/13-4	Lab	LCS, rec	3/27/2013	Organic	4-Bromophenyl phenyl ether	n/a	=	59	%	EPA 625	-88	-88	56	127	
2012/13-4	ME-CC	matrix spike	3/27/2013	Organic	4-Bromophenyl phenyl ether	n/a	=	32.5	µg/L	EPA 625	0.36	1			
2012/13-4	ME-CC	matrix spike, rec	3/27/2013	Organic	4-Bromophenyl phenyl ether	n/a	=	65	%	EPA 625	-88	-88	56	127	
2012/13-4	ME-CC	matrix spike dup	3/27/2013	Organic	4-Bromophenyl phenyl ether	n/a	=	20.8	µg/L	EPA 625	0.36	1			GB
2012/13-4	ME-CC	matrix spike dup, rec	3/27/2013	Organic	4-Bromophenyl phenyl ether	n/a	=	42	%	EPA 625	-88	-88	56	127	GB
2012/13-4	ME-CC	matrix spike, RPD	3/27/2013	Organic	4-Bromophenyl phenyl ether	n/a	=	44	%	EPA 625	-88	-88	0	30	IL
2012/13-4	MO-OXN	matrix spike	3/18/2013	Organic	4-Bromophenyl phenyl ether	n/a	=	32.8	µg/L	EPA 625	0.36	1			
2012/13-4	MO-OXN	matrix spike, rec	3/18/2013	Organic	4-Bromophenyl phenyl ether	n/a	=	66	%	EPA 625	-88	-88	56	127	
2012/13-4	MO-OXN	matrix spike dup	3/18/2013	Organic	4-Bromophenyl phenyl ether	n/a	=	32.2	µg/L	EPA 625	0.36	1			
2012/13-4	MO-OXN	matrix spike dup, rec	3/18/2013	Organic	4-Bromophenyl phenyl ether	n/a	=	64	%	EPA 625	-88	-88	56	127	
2012/13-4	MO-OXN	matrix spike, RPD	3/18/2013	Organic	4-Bromophenyl phenyl ether	n/a	=	2	%	EPA 625	-88	-88	0	30	
2012/13-4	Lab	method blank	4/11/2013	Organic	4-Chloro-3-methylphenol	n/a	<	0.37	µg/L	EPA 8270Cm	0.37	1			
2012/13-4	Lab	LCS	4/11/2013	Organic	4-Chloro-3-methylphenol	n/a	=	5.94	µg/L	EPA 8270Cm	0.37	1			
2012/13-4	Lab	LCS, rec	4/11/2013	Organic	4-Chloro-3-methylphenol	n/a	=	59	%	EPA 8270Cm	-88	-88	51	112	
2012/13-4	ME-CC	matrix spike	4/11/2013	Organic	4-Chloro-3-methylphenol	n/a	=	5.7	µg/L	EPA 8270Cm	0.37	1			
2012/13-4	ME-CC	matrix spike, rec	4/11/2013	Organic	4-Chloro-3-methylphenol	n/a	=	57	%	EPA 8270Cm	-88	-88	39	121	
2012/13-4	ME-CC	matrix spike dup	4/11/2013	Organic	4-Chloro-3-methylphenol	n/a	=	6.11	µg/L	EPA 8270Cm	0.37	1			
2012/13-4	ME-CC	matrix spike dup, rec	4/11/2013	Organic	4-Chloro-3-methylphenol	n/a	=	61	%	EPA 8270Cm	-88	-88	39	121	
2012/13-4	ME-CC	matrix spike, RPD	4/11/2013	Organic	4-Chloro-3-methylphenol	n/a	=	7	%	EPA 8270Cm	-88	-88	0	30	
2012/13-4	Lab	method blank	3/18/2013	Organic	4-Chlorophenyl phenyl ether	n/a	<	0.41	µg/L	EPA 625	0.41	1			
2012/13-4	Lab	LCS	3/18/2013	Organic	4-Chlorophenyl phenyl ether	n/a	=	35.8	µg/L	EPA 625	0.41	1			
2012/13-4	Lab	LCS, rec	3/18/2013	Organic	4-Chlorophenyl phenyl ether	n/a	=	72	%	EPA 625	-88	-88	25	158	
2012/13-4	Lab	method blank	3/27/2013	Organic	4-Chlorophenyl phenyl ether	n/a	<	0.41	µg/L	EPA 625	0.41	1			
2012/13-4	Lab	LCS	3/27/2013	Organic	4-Chlorophenyl phenyl ether	n/a	=	30.5	µg/L	EPA 625	0.41	1			
2012/13-4	Lab	LCS, rec	3/27/2013	Organic	4-Chlorophenyl phenyl ether	n/a	=	61	%	EPA 625	-88	-88	25	158	
2012/13-4	ME-CC	matrix spike	3/27/2013	Organic	4-Chlorophenyl phenyl ether	n/a	=	33.4	µg/L	EPA 625	0.41	1			
2012/13-4	ME-CC	matrix spike, rec	3/27/2013	Organic	4-Chlorophenyl phenyl ether	n/a	=	67	%	EPA 625	-88	-88	25	158	
2012/13-4	ME-CC	matrix spike dup	3/27/2013	Organic	4-Chlorophenyl phenyl ether	n/a	=	21.8	µg/L	EPA 625	0.41	1			
2012/13-4	ME-CC	matrix spike dup, rec	3/27/2013	Organic	4-Chlorophenyl phenyl ether	n/a	=	44	%	EPA 625	-88	-88	25	158	
2012/13-4	ME-CC	matrix spike, RPD	3/27/2013	Organic	4-Chlorophenyl phenyl ether	n/a	=	42	%	EPA 625	-88	-88	0	30	IL
2012/13-4	MO-OXN	matrix spike	3/18/2013	Organic	4-Chlorophenyl phenyl ether	n/a	=	34.8	µg/L	EPA 625	0.41	1			
2012/13-4	MO-OXN	matrix spike, rec	3/18/2013	Organic	4-Chlorophenyl phenyl ether	n/a	=	70	%	EPA 625	-88	-88	25	158	
2012/13-4	MO-OXN	matrix spike dup	3/18/2013	Organic	4-Chlorophenyl phenyl ether	n/a	=	33.8	µg/L	EPA 625	0.41	1			
2012/13-4	MO-OXN	matrix spike dup, rec	3/18/2013	Organic	4-Chlorophenyl phenyl ether	n/a	=	68	%	EPA 625	-88	-88	25	158	
2012/13-4	MO-OXN	matrix spike, RPD	3/18/2013	Organic	4-Chlorophenyl phenyl ether	n/a	=	3	%	EPA 625	-88	-88	0	30	
2012/13-4	Lab	method blank	4/11/2013	Organic	4-Nitrophenol	n/a	<	1	µg/L	EPA 8270Cm	1	2			
2012/13-4	Lab	LCS	4/11/2013	Organic	4-Nitrophenol	n/a	=	2.56	µg/L	EPA 8270Cm	1	2			
2012/13-4	Lab	LCS, rec	4/11/2013	Organic	4-Nitrophenol	n/a	=	26	%	EPA 8270Cm	-88	-88	15	73	
2012/13-4	ME-CC	matrix spike	4/11/2013	Organic	4-Nitrophenol	n/a	=	3.81	µg/L	EPA 8270Cm	1	2			
2012/13-4	ME-CC	matrix spike, rec	4/11/2013	Organic	4-Nitrophenol	n/a	=	38	%	EPA 8270Cm	-88	-88	1	65	

Appendix F
Laboratory QA/QC Analysis Results

Event ID	Site ID	QAQC Sample Type	Analysis Date	Classification	Constituent	Fraction	Sign	Result	Units	Method	MDL	RL	QA Limit		DQOComp
													Min	Max	
2012/13-4	ME-CC	matrix spike dup	4/11/2013	Organic	4-Nitrophenol	n/a	=	4.09	µg/L	EPA 8270Cm	1	2			
2012/13-4	ME-CC	matrix spike dup, rec	4/11/2013	Organic	4-Nitrophenol	n/a	=	41	%	EPA 8270Cm	-88	-88	1	65	
2012/13-4	ME-CC	matrix spike, RPD	4/11/2013	Organic	4-Nitrophenol	n/a	=	7	%	EPA 8270Cm	-88	-88	0	30	
2012/13-4	Lab	method blank	4/9/2013	Organic	Acenaphthene	n/a	<	0.1	µg/L	EPA 8270Cm	0.1	0.1			
2012/13-4	Lab	LCS	4/9/2013	Organic	Acenaphthene	n/a	=	6.85	µg/L	EPA 8270Cm	0.1	0.1			
2012/13-4	Lab	LCS, rec	4/9/2013	Organic	Acenaphthene	n/a	=	68	%	EPA 8270Cm	-88	-88	47	145	
2012/13-4	ME-CC	matrix spike	4/9/2013	Organic	Acenaphthene	n/a	=	5.57	µg/L	EPA 8270Cm	0.1	0.1			
2012/13-4	ME-CC	matrix spike, rec	4/9/2013	Organic	Acenaphthene	n/a	=	56	%	EPA 8270Cm	-88	-88	47	145	
2012/13-4	ME-CC	matrix spike dup	4/9/2013	Organic	Acenaphthene	n/a	=	5.84	µg/L	EPA 8270Cm	0.1	0.1			
2012/13-4	ME-CC	matrix spike dup, rec	4/9/2013	Organic	Acenaphthene	n/a	=	58	%	EPA 8270Cm	-88	-88	47	145	
2012/13-4	ME-CC	matrix spike, RPD	4/9/2013	Organic	Acenaphthene	n/a	=	5	%	EPA 8270Cm	-88	-88	0	30	
2012/13-4	Lab	method blank	4/9/2013	Organic	Acenaphthylene	n/a	<	0.1	µg/L	EPA 8270Cm	0.1	0.1			
2012/13-4	Lab	LCS	4/9/2013	Organic	Acenaphthylene	n/a	=	6.79	µg/L	EPA 8270Cm	0.1	0.1			
2012/13-4	Lab	LCS, rec	4/9/2013	Organic	Acenaphthylene	n/a	=	68	%	EPA 8270Cm	-88	-88	33	145	
2012/13-4	ME-CC	matrix spike	4/9/2013	Organic	Acenaphthylene	n/a	=	5.93	µg/L	EPA 8270Cm	0.1	0.1			
2012/13-4	ME-CC	matrix spike, rec	4/9/2013	Organic	Acenaphthylene	n/a	=	59	%	EPA 8270Cm	-88	-88	33	145	
2012/13-4	ME-CC	matrix spike dup	4/9/2013	Organic	Acenaphthylene	n/a	=	5.8	µg/L	EPA 8270Cm	0.1	0.1			
2012/13-4	ME-CC	matrix spike dup, rec	4/9/2013	Organic	Acenaphthylene	n/a	=	58	%	EPA 8270Cm	-88	-88	33	145	
2012/13-4	ME-CC	matrix spike, RPD	4/9/2013	Organic	Acenaphthylene	n/a	=	2	%	EPA 8270Cm	-88	-88	0	30	
2012/13-4	Lab	method blank	4/9/2013	Organic	Anthracene	n/a	<	0.1	µg/L	EPA 8270Cm	0.1	0.1			
2012/13-4	Lab	LCS	4/9/2013	Organic	Anthracene	n/a	=	7.59	µg/L	EPA 8270Cm	0.1	0.1			
2012/13-4	Lab	LCS, rec	4/9/2013	Organic	Anthracene	n/a	=	76	%	EPA 8270Cm	-88	-88	27	133	
2012/13-4	ME-CC	matrix spike	4/9/2013	Organic	Anthracene	n/a	=	6.74	µg/L	EPA 8270Cm	0.1	0.1			
2012/13-4	ME-CC	matrix spike, rec	4/9/2013	Organic	Anthracene	n/a	=	67	%	EPA 8270Cm	-88	-88	27	133	
2012/13-4	ME-CC	matrix spike dup	4/9/2013	Organic	Anthracene	n/a	=	6.36	µg/L	EPA 8270Cm	0.1	0.1			
2012/13-4	ME-CC	matrix spike dup, rec	4/9/2013	Organic	Anthracene	n/a	=	64	%	EPA 8270Cm	-88	-88	27	133	
2012/13-4	ME-CC	matrix spike, RPD	4/9/2013	Organic	Anthracene	n/a	=	6	%	EPA 8270Cm	-88	-88	0	30	
2012/13-4	Lab	method blank	4/9/2013	Organic	Benz(a)anthracene	n/a	<	0.1	µg/L	EPA 8270Cm	0.1	0.1			
2012/13-4	Lab	LCS	4/9/2013	Organic	Benz(a)anthracene	n/a	=	6.93	µg/L	EPA 8270Cm	0.1	0.1			
2012/13-4	Lab	LCS, rec	4/9/2013	Organic	Benz(a)anthracene	n/a	=	69	%	EPA 8270Cm	-88	-88	33	143	
2012/13-4	ME-CC	matrix spike	4/9/2013	Organic	Benz(a)anthracene	n/a	=	6.75	µg/L	EPA 8270Cm	0.1	0.1			
2012/13-4	ME-CC	matrix spike, rec	4/9/2013	Organic	Benz(a)anthracene	n/a	=	68	%	EPA 8270Cm	-88	-88	33	143	
2012/13-4	ME-CC	matrix spike dup	4/9/2013	Organic	Benz(a)anthracene	n/a	=	6.32	µg/L	EPA 8270Cm	0.1	0.1			
2012/13-4	ME-CC	matrix spike dup, rec	4/9/2013	Organic	Benz(a)anthracene	n/a	=	63	%	EPA 8270Cm	-88	-88	33	143	
2012/13-4	ME-CC	matrix spike, RPD	4/9/2013	Organic	Benz(a)anthracene	n/a	=	7	%	EPA 8270Cm	-88	-88	0	30	
2012/13-4	Lab	method blank	3/18/2013	Organic	Benzidine	n/a	<	3.7	µg/L	EPA 625	3.7	10			
2012/13-4	Lab	method blank	3/27/2013	Organic	Benzidine	n/a	<	3.7	µg/L	EPA 625	3.7	10			
2012/13-4	Lab	method blank	3/26/2013	Organic	Benzo(a)pyrene	n/a	<	0.07	µg/L	EPA 525.2	0.07	0.1			
2012/13-4	Lab	LCS	3/26/2013	Organic	Benzo(a)pyrene	n/a	=	5.27	µg/L	EPA 525.2	0.07	0.1			
2012/13-4	Lab	LCS, rec	3/26/2013	Organic	Benzo(a)pyrene	n/a	=	105	%	EPA 525.2	-88	-88	54	136	
2012/13-4	Lab	LCS dup	3/26/2013	Organic	Benzo(a)pyrene	n/a	=	5.33	µg/L	EPA 525.2	0.07	0.1			
2012/13-4	Lab	LCS dup, rec	3/26/2013	Organic	Benzo(a)pyrene	n/a	=	107	%	EPA 525.2	-88	-88	54	136	
2012/13-4	Lab	LCS, RPD	3/26/2013	Organic	Benzo(a)pyrene	n/a	=	1	%	EPA 525.2	-88	-88	0	30	
2012/13-4	Lab	method blank	4/5/2013	Organic	Benzo(a)pyrene	n/a	<	0.07	µg/L	EPA 525.2	0.07	0.1			
2012/13-4	Lab	LCS	4/5/2013	Organic	Benzo(a)pyrene	n/a	=	4.92	µg/L	EPA 525.2	0.07	0.1			
2012/13-4	Lab	LCS, rec	4/5/2013	Organic	Benzo(a)pyrene	n/a	=	98	%	EPA 525.2	-88	-88	54	136	
2012/13-4	MO-OXN	matrix spike	4/5/2013	Organic	Benzo(a)pyrene	n/a	=	2.07	µg/L	EPA 525.2	0.07	0.1			

Appendix F
Laboratory QA/QC Analysis Results

Event ID	Site ID	QAQC Sample Type	Analysis Date	Classification	Constituent	Fraction	Sign	Result	Units	Method	MDL	RL	QA Limit		DQOComp
													Min	Max	
2012/13-4	MO-OXN	matrix spike, rec	4/5/2013	Organic	Benzo(a)pyrene	n/a	=	41	%	EPA 525.2	-88	-88	29	153	
2012/13-4	MO-OXN	matrix spike dup	4/5/2013	Organic	Benzo(a)pyrene	n/a	=	1.98	µg/L	EPA 525.2	0.07	0.1			
2012/13-4	MO-OXN	matrix spike dup, rec	4/5/2013	Organic	Benzo(a)pyrene	n/a	=	40	%	EPA 525.2	-88	-88	29	153	
2012/13-4	MO-OXN	matrix spike, RPD	4/5/2013	Organic	Benzo(a)pyrene	n/a	=	4	%	EPA 525.2	-88	-88	0	30	
2012/13-4	Lab	method blank	4/9/2013	Organic	Benzo(b)fluoranthene	n/a	<	0.1	µg/L	EPA 8270Cm	0.1	0.1			
2012/13-4	Lab	LCS	4/9/2013	Organic	Benzo(b)fluoranthene	n/a	=	5.93	µg/L	EPA 8270Cm	0.1	0.1			
2012/13-4	Lab	LCS, rec	4/9/2013	Organic	Benzo(b)fluoranthene	n/a	=	59	%	EPA 8270Cm	-88	-88	24	159	
2012/13-4	ME-CC	matrix spike	4/9/2013	Organic	Benzo(b)fluoranthene	n/a	=	6.04	µg/L	EPA 8270Cm	0.1	0.1			
2012/13-4	ME-CC	matrix spike, rec	4/9/2013	Organic	Benzo(b)fluoranthene	n/a	=	60	%	EPA 8270Cm	-88	-88	24	159	
2012/13-4	ME-CC	matrix spike dup	4/9/2013	Organic	Benzo(b)fluoranthene	n/a	=	5.84	µg/L	EPA 8270Cm	0.1	0.1			
2012/13-4	ME-CC	matrix spike dup, rec	4/9/2013	Organic	Benzo(b)fluoranthene	n/a	=	58	%	EPA 8270Cm	-88	-88	24	159	
2012/13-4	ME-CC	matrix spike, RPD	4/9/2013	Organic	Benzo(b)fluoranthene	n/a	=	3	%	EPA 8270Cm	-88	-88	0	30	
2012/13-4	Lab	method blank	4/9/2013	Organic	Benzo(g,h,i)perylene	n/a	<	0.1	µg/L	EPA 8270Cm	0.1	0.1			
2012/13-4	Lab	LCS	4/9/2013	Organic	Benzo(g,h,i)perylene	n/a	=	5.85	µg/L	EPA 8270Cm	0.1	0.1			
2012/13-4	Lab	LCS, rec	4/9/2013	Organic	Benzo(g,h,i)perylene	n/a	=	59	%	EPA 8270Cm	-88	-88	0.1	219	
2012/13-4	ME-CC	matrix spike	4/9/2013	Organic	Benzo(g,h,i)perylene	n/a	=	6.33	µg/L	EPA 8270Cm	0.1	0.1			
2012/13-4	ME-CC	matrix spike, rec	4/9/2013	Organic	Benzo(g,h,i)perylene	n/a	=	63	%	EPA 8270Cm	-88	-88	0.1	219	
2012/13-4	ME-CC	matrix spike dup	4/9/2013	Organic	Benzo(g,h,i)perylene	n/a	=	5.89	µg/L	EPA 8270Cm	0.1	0.1			
2012/13-4	ME-CC	matrix spike dup, rec	4/9/2013	Organic	Benzo(g,h,i)perylene	n/a	=	59	%	EPA 8270Cm	-88	-88	0.1	219	
2012/13-4	ME-CC	matrix spike, RPD	4/9/2013	Organic	Benzo(g,h,i)perylene	n/a	=	7	%	EPA 8270Cm	-88	-88	0	30	
2012/13-4	Lab	method blank	4/9/2013	Organic	Benzo(k)fluoranthene	n/a	<	0.1	µg/L	EPA 8270Cm	0.1	0.1			
2012/13-4	Lab	LCS	4/9/2013	Organic	Benzo(k)fluoranthene	n/a	=	5.84	µg/L	EPA 8270Cm	0.1	0.1			
2012/13-4	Lab	LCS, rec	4/9/2013	Organic	Benzo(k)fluoranthene	n/a	=	58	%	EPA 8270Cm	-88	-88	11	162	
2012/13-4	ME-CC	matrix spike	4/9/2013	Organic	Benzo(k)fluoranthene	n/a	=	5.92	µg/L	EPA 8270Cm	0.1	0.1			
2012/13-4	ME-CC	matrix spike, rec	4/9/2013	Organic	Benzo(k)fluoranthene	n/a	=	59	%	EPA 8270Cm	-88	-88	11	162	
2012/13-4	ME-CC	matrix spike dup	4/9/2013	Organic	Benzo(k)fluoranthene	n/a	=	5.67	µg/L	EPA 8270Cm	0.1	0.1			
2012/13-4	ME-CC	matrix spike dup, rec	4/9/2013	Organic	Benzo(k)fluoranthene	n/a	=	57	%	EPA 8270Cm	-88	-88	11	162	
2012/13-4	ME-CC	matrix spike, RPD	4/9/2013	Organic	Benzo(k)fluoranthene	n/a	=	4	%	EPA 8270Cm	-88	-88	0	30	
2012/13-4	Lab	method blank	3/18/2013	Organic	Bis(2-chloroethoxy)methane	n/a	<	0.25	µg/L	EPA 625	0.25	1			
2012/13-4	Lab	LCS	3/18/2013	Organic	Bis(2-chloroethoxy)methane	n/a	=	38	µg/L	EPA 625	0.25	1			
2012/13-4	Lab	LCS, rec	3/18/2013	Organic	Bis(2-chloroethoxy)methane	n/a	=	76	%	EPA 625	-88	-88	33	184	
2012/13-4	Lab	method blank	3/27/2013	Organic	Bis(2-chloroethoxy)methane	n/a	<	0.25	µg/L	EPA 625	0.25	1			
2012/13-4	Lab	LCS	3/27/2013	Organic	Bis(2-chloroethoxy)methane	n/a	=	29.9	µg/L	EPA 625	0.25	1			
2012/13-4	Lab	LCS, rec	3/27/2013	Organic	Bis(2-chloroethoxy)methane	n/a	=	60	%	EPA 625	-88	-88	33	184	
2012/13-4	ME-CC	matrix spike	3/27/2013	Organic	Bis(2-chloroethoxy)methane	n/a	=	35.3	µg/L	EPA 625	0.25	1			
2012/13-4	ME-CC	matrix spike, rec	3/27/2013	Organic	Bis(2-chloroethoxy)methane	n/a	=	71	%	EPA 625	-88	-88	33	184	
2012/13-4	ME-CC	matrix spike dup	3/27/2013	Organic	Bis(2-chloroethoxy)methane	n/a	=	20.6	µg/L	EPA 625	0.25	1			
2012/13-4	ME-CC	matrix spike dup, rec	3/27/2013	Organic	Bis(2-chloroethoxy)methane	n/a	=	41	%	EPA 625	-88	-88	33	184	
2012/13-4	ME-CC	matrix spike, RPD	3/27/2013	Organic	Bis(2-chloroethoxy)methane	n/a	=	53	%	EPA 625	-88	-88	0	30	IL
2012/13-4	MO-OXN	matrix spike	3/18/2013	Organic	Bis(2-chloroethoxy)methane	n/a	=	41.9	µg/L	EPA 625	0.25	1			
2012/13-4	MO-OXN	matrix spike, rec	3/18/2013	Organic	Bis(2-chloroethoxy)methane	n/a	=	84	%	EPA 625	-88	-88	33	184	
2012/13-4	MO-OXN	matrix spike dup	3/18/2013	Organic	Bis(2-chloroethoxy)methane	n/a	=	37.2	µg/L	EPA 625	0.25	1			
2012/13-4	MO-OXN	matrix spike dup, rec	3/18/2013	Organic	Bis(2-chloroethoxy)methane	n/a	=	74	%	EPA 625	-88	-88	33	184	
2012/13-4	MO-OXN	matrix spike, RPD	3/18/2013	Organic	Bis(2-chloroethoxy)methane	n/a	=	12	%	EPA 625	-88	-88	0	30	
2012/13-4	Lab	method blank	3/18/2013	Organic	Bis(2-chloroethyl)ether	n/a	<	0.27	µg/L	EPA 625	0.27	1			
2012/13-4	Lab	LCS	3/18/2013	Organic	Bis(2-chloroethyl)ether	n/a	=	36.4	µg/L	EPA 625	0.27	1			
2012/13-4	Lab	LCS, rec	3/18/2013	Organic	Bis(2-chloroethyl)ether	n/a	=	73	%	EPA 625	-88	-88	12	158	

Appendix F
Laboratory QA/QC Analysis Results

Event ID	Site ID	QAQC Sample Type	Analysis Date	Classification	Constituent	Fraction	Sign	Result	Units	Method	MDL	RL	QA Limit		DQOComp
													Min	Max	
2012/13-4	Lab	method blank	3/27/2013	Organic	Bis(2-chloroethyl)ether	n/a	<	0.27	µg/L	EPA 625	0.27	1			
2012/13-4	Lab	LCS	3/27/2013	Organic	Bis(2-chloroethyl)ether	n/a	=	23.3	µg/L	EPA 625	0.27	1			
2012/13-4	Lab	LCS, rec	3/27/2013	Organic	Bis(2-chloroethyl)ether	n/a	=	47	%	EPA 625	-88	-88	12	158	
2012/13-4	ME-CC	matrix spike	3/27/2013	Organic	Bis(2-chloroethyl)ether	n/a	=	33.4	µg/L	EPA 625	0.27	1			
2012/13-4	ME-CC	matrix spike, rec	3/27/2013	Organic	Bis(2-chloroethyl)ether	n/a	=	67	%	EPA 625	-88	-88	12	158	
2012/13-4	ME-CC	matrix spike dup	3/27/2013	Organic	Bis(2-chloroethyl)ether	n/a	=	18.6	µg/L	EPA 625	0.27	1			
2012/13-4	ME-CC	matrix spike dup, rec	3/27/2013	Organic	Bis(2-chloroethyl)ether	n/a	=	37	%	EPA 625	-88	-88	12	158	
2012/13-4	ME-CC	matrix spike, RPD	3/27/2013	Organic	Bis(2-chloroethyl)ether	n/a	=	57	%	EPA 625	-88	-88	0	30	IL
2012/13-4	MO-OXN	matrix spike	3/18/2013	Organic	Bis(2-chloroethyl)ether	n/a	=	35.5	µg/L	EPA 625	0.27	1			
2012/13-4	MO-OXN	matrix spike, rec	3/18/2013	Organic	Bis(2-chloroethyl)ether	n/a	=	71	%	EPA 625	-88	-88	12	158	
2012/13-4	MO-OXN	matrix spike dup	3/18/2013	Organic	Bis(2-chloroethyl)ether	n/a	=	32.7	µg/L	EPA 625	0.27	1			
2012/13-4	MO-OXN	matrix spike dup, rec	3/18/2013	Organic	Bis(2-chloroethyl)ether	n/a	=	65	%	EPA 625	-88	-88	12	158	
2012/13-4	MO-OXN	matrix spike, RPD	3/18/2013	Organic	Bis(2-chloroethyl)ether	n/a	=	8	%	EPA 625	-88	-88	0	30	
2012/13-4	Lab	method blank	3/18/2013	Organic	Bis(2-chloroisopropyl)ether	n/a	<	0.38	µg/L	EPA 625	0.38	1			
2012/13-4	Lab	LCS	3/18/2013	Organic	Bis(2-chloroisopropyl)ether	n/a	=	45	µg/L	EPA 625	0.38	1			
2012/13-4	Lab	LCS, rec	3/18/2013	Organic	Bis(2-chloroisopropyl)ether	n/a	=	90	%	EPA 625	-88	-88	36	166	
2012/13-4	Lab	method blank	3/27/2013	Organic	Bis(2-chloroisopropyl)ether	n/a	<	0.38	µg/L	EPA 625	0.38	1			
2012/13-4	Lab	LCS	3/27/2013	Organic	Bis(2-chloroisopropyl)ether	n/a	=	29.4	µg/L	EPA 625	0.38	1			
2012/13-4	Lab	LCS, rec	3/27/2013	Organic	Bis(2-chloroisopropyl)ether	n/a	=	59	%	EPA 625	-88	-88	36	166	
2012/13-4	ME-CC	matrix spike	3/27/2013	Organic	Bis(2-chloroisopropyl)ether	n/a	=	42.8	µg/L	EPA 625	0.38	1			
2012/13-4	ME-CC	matrix spike, rec	3/27/2013	Organic	Bis(2-chloroisopropyl)ether	n/a	=	86	%	EPA 625	-88	-88	36	166	
2012/13-4	ME-CC	matrix spike dup	3/27/2013	Organic	Bis(2-chloroisopropyl)ether	n/a	=	23.4	µg/L	EPA 625	0.38	1			
2012/13-4	ME-CC	matrix spike dup, rec	3/27/2013	Organic	Bis(2-chloroisopropyl)ether	n/a	=	47	%	EPA 625	-88	-88	36	166	
2012/13-4	ME-CC	matrix spike, RPD	3/27/2013	Organic	Bis(2-chloroisopropyl)ether	n/a	=	58	%	EPA 625	-88	-88	0	30	IL
2012/13-4	MO-OXN	matrix spike	3/18/2013	Organic	Bis(2-chloroisopropyl)ether	n/a	=	45.4	µg/L	EPA 625	0.38	1			
2012/13-4	MO-OXN	matrix spike, rec	3/18/2013	Organic	Bis(2-chloroisopropyl)ether	n/a	=	91	%	EPA 625	-88	-88	36	166	
2012/13-4	MO-OXN	matrix spike dup	3/18/2013	Organic	Bis(2-chloroisopropyl)ether	n/a	=	44.5	µg/L	EPA 625	0.38	1			
2012/13-4	MO-OXN	matrix spike dup, rec	3/18/2013	Organic	Bis(2-chloroisopropyl)ether	n/a	=	89	%	EPA 625	-88	-88	36	166	
2012/13-4	MO-OXN	matrix spike, RPD	3/18/2013	Organic	Bis(2-chloroisopropyl)ether	n/a	=	2	%	EPA 625	-88	-88	0	30	
2012/13-4	Lab	method blank	3/26/2013	Organic	Bis(2-ethylhexyl)adipate	n/a	<	0.1	µg/L	EPA 525.2	0.1	5			
2012/13-4	Lab	LCS	3/26/2013	Organic	Bis(2-ethylhexyl)adipate	n/a	=	7.63	µg/L	EPA 525.2	0.1	5			EUM
2012/13-4	Lab	LCS, rec	3/26/2013	Organic	Bis(2-ethylhexyl)adipate	n/a	=	153	%	EPA 525.2	-88	-88	50	145	EUM
2012/13-4	Lab	LCS dup	3/26/2013	Organic	Bis(2-ethylhexyl)adipate	n/a	=	7.5	µg/L	EPA 525.2	0.1	5			EUM
2012/13-4	Lab	LCS dup, rec	3/26/2013	Organic	Bis(2-ethylhexyl)adipate	n/a	=	150	%	EPA 525.2	-88	-88	50	145	EUM
2012/13-4	Lab	LCS, RPD	3/26/2013	Organic	Bis(2-ethylhexyl)adipate	n/a	=	2	%	EPA 525.2	-88	-88	0	30	
2012/13-4	Lab	method blank	4/5/2013	Organic	Bis(2-ethylhexyl)adipate	n/a	<	0.1	µg/L	EPA 525.2	0.1	5			
2012/13-4	Lab	LCS	4/5/2013	Organic	Bis(2-ethylhexyl)adipate	n/a	=	7.85	µg/L	EPA 525.2	0.1	5			EUM
2012/13-4	Lab	LCS, rec	4/5/2013	Organic	Bis(2-ethylhexyl)adipate	n/a	=	157	%	EPA 525.2	-88	-88	50	145	EUM
2012/13-4	MO-OXN	matrix spike	4/5/2013	Organic	Bis(2-ethylhexyl)adipate	n/a	=	6.96	µg/L	EPA 525.2	0.1	5			
2012/13-4	MO-OXN	matrix spike, rec	4/5/2013	Organic	Bis(2-ethylhexyl)adipate	n/a	=	139	%	EPA 525.2	-88	-88	28	147	
2012/13-4	MO-OXN	matrix spike dup	4/5/2013	Organic	Bis(2-ethylhexyl)adipate	n/a	=	6.36	µg/L	EPA 525.2	0.1	5			
2012/13-4	MO-OXN	matrix spike dup, rec	4/5/2013	Organic	Bis(2-ethylhexyl)adipate	n/a	=	127	%	EPA 525.2	-88	-88	28	147	
2012/13-4	MO-OXN	matrix spike, RPD	4/5/2013	Organic	Bis(2-ethylhexyl)adipate	n/a	=	9	%	EPA 525.2	-88	-88	0	30	
2012/13-4	Lab	method blank	3/26/2013	Organic	Bis(2-ethylhexyl)phthalate	n/a	<	1.1	µg/L	EPA 525.2	1.1	3			
2012/13-4	Lab	LCS	3/26/2013	Organic	Bis(2-ethylhexyl)phthalate	n/a	=	7.07	µg/L	EPA 525.2	1.1	3			
2012/13-4	Lab	LCS, rec	3/26/2013	Organic	Bis(2-ethylhexyl)phthalate	n/a	=	141	%	EPA 525.2	-88	-88	54	142	
2012/13-4	Lab	LCS dup	3/26/2013	Organic	Bis(2-ethylhexyl)phthalate	n/a	=	7.1	µg/L	EPA 525.2	1.1	3			

Appendix F
Laboratory QA/QC Analysis Results

Event ID	Site ID	QAQC Sample Type	Analysis Date	Classification	Constituent	Fraction	Sign	Result	Units	Method	MDL	RL	QA Limit		DQOComp
													Min	Max	
2012/13-4	Lab	LCS dup, rec	3/26/2013	Organic	Bis(2-ethylhexyl)phthalate	n/a	=	142	%	EPA 525.2	-88	-88	54	142	
2012/13-4	Lab	LCS, RPD	3/26/2013	Organic	Bis(2-ethylhexyl)phthalate	n/a	=	0.4	%	EPA 525.2	-88	-88	0	30	
2012/13-4	Lab	method blank	4/5/2013	Organic	Bis(2-ethylhexyl)phthalate	n/a	<	1.1	µg/L	EPA 525.2	1.1	3			
2012/13-4	Lab	LCS	4/5/2013	Organic	Bis(2-ethylhexyl)phthalate	n/a	=	7.34	µg/L	EPA 525.2	1.1	3			EUM
2012/13-4	Lab	LCS, rec	4/5/2013	Organic	Bis(2-ethylhexyl)phthalate	n/a	=	147	%	EPA 525.2	-88	-88	54	142	EUM
2012/13-4	MO-OXN	matrix spike	4/5/2013	Organic	Bis(2-ethylhexyl)phthalate	n/a	=	7.11	µg/L	EPA 525.2	1.1	3			
2012/13-4	MO-OXN	matrix spike, rec	4/5/2013	Organic	Bis(2-ethylhexyl)phthalate	n/a	=	142	%	EPA 525.2	-88	-88	23	154	
2012/13-4	MO-OXN	matrix spike dup	4/5/2013	Organic	Bis(2-ethylhexyl)phthalate	n/a	=	5.97	µg/L	EPA 525.2	1.1	3			
2012/13-4	MO-OXN	matrix spike dup, rec	4/5/2013	Organic	Bis(2-ethylhexyl)phthalate	n/a	=	119	%	EPA 525.2	-88	-88	23	154	
2012/13-4	MO-OXN	matrix spike, RPD	4/5/2013	Organic	Bis(2-ethylhexyl)phthalate	n/a	=	17	%	EPA 525.2	-88	-88	0	30	
2012/13-4	Lab	method blank	3/18/2013	Organic	Butyl benzyl phthalate	n/a	DNQ	0.42	µg/L	EPA 625	0.18	1			IP
2012/13-4	Lab	LCS	3/18/2013	Organic	Butyl benzyl phthalate	n/a	=	42.2	µg/L	EPA 625	0.18	1			
2012/13-4	Lab	LCS, rec	3/18/2013	Organic	Butyl benzyl phthalate	n/a	=	84	%	EPA 625	-88	-88	0.1	152	
2012/13-4	Lab	method blank	3/27/2013	Organic	Butyl benzyl phthalate	n/a	<	0.18	µg/L	EPA 625	0.18	1			
2012/13-4	Lab	LCS	3/27/2013	Organic	Butyl benzyl phthalate	n/a	=	38.7	µg/L	EPA 625	0.18	1			
2012/13-4	Lab	LCS, rec	3/27/2013	Organic	Butyl benzyl phthalate	n/a	=	77	%	EPA 625	-88	-88	0.1	152	
2012/13-4	ME-CC	matrix spike	3/27/2013	Organic	Butyl benzyl phthalate	n/a	=	43.2	µg/L	EPA 625	0.18	1			
2012/13-4	ME-CC	matrix spike, rec	3/27/2013	Organic	Butyl benzyl phthalate	n/a	=	86	%	EPA 625	-88	-88	0.1	152	
2012/13-4	ME-CC	matrix spike dup	3/27/2013	Organic	Butyl benzyl phthalate	n/a	=	28.7	µg/L	EPA 625	0.18	1			
2012/13-4	ME-CC	matrix spike dup, rec	3/27/2013	Organic	Butyl benzyl phthalate	n/a	=	57	%	EPA 625	-88	-88	0.1	152	
2012/13-4	ME-CC	matrix spike, RPD	3/27/2013	Organic	Butyl benzyl phthalate	n/a	=	40	%	EPA 625	-88	-88	0	30	IL
2012/13-4	MO-OXN	matrix spike	3/18/2013	Organic	Butyl benzyl phthalate	n/a	=	44.8	µg/L	EPA 625	0.18	1			
2012/13-4	MO-OXN	matrix spike, rec	3/18/2013	Organic	Butyl benzyl phthalate	n/a	=	83	%	EPA 625	-88	-88	0.1	152	
2012/13-4	MO-OXN	matrix spike dup	3/18/2013	Organic	Butyl benzyl phthalate	n/a	=	43.8	µg/L	EPA 625	0.18	1			
2012/13-4	MO-OXN	matrix spike dup, rec	3/18/2013	Organic	Butyl benzyl phthalate	n/a	=	81	%	EPA 625	-88	-88	0.1	152	
2012/13-4	MO-OXN	matrix spike, RPD	3/18/2013	Organic	Butyl benzyl phthalate	n/a	=	2	%	EPA 625	-88	-88	0	30	
2012/13-4	Lab	method blank	4/9/2013	Organic	Chrysene	n/a	<	0.1	µg/L	EPA 8270Cm	0.1	0.1			
2012/13-4	Lab	LCS	4/9/2013	Organic	Chrysene	n/a	=	7.84	µg/L	EPA 8270Cm	0.1	0.1			
2012/13-4	Lab	LCS, rec	4/9/2013	Organic	Chrysene	n/a	=	78	%	EPA 8270Cm	-88	-88	17	168	
2012/13-4	ME-CC	matrix spike	4/9/2013	Organic	Chrysene	n/a	=	7.54	µg/L	EPA 8270Cm	0.1	0.1			
2012/13-4	ME-CC	matrix spike, rec	4/9/2013	Organic	Chrysene	n/a	=	75	%	EPA 8270Cm	-88	-88	17	168	
2012/13-4	ME-CC	matrix spike dup	4/9/2013	Organic	Chrysene	n/a	=	7.35	µg/L	EPA 8270Cm	0.1	0.1			
2012/13-4	ME-CC	matrix spike dup, rec	4/9/2013	Organic	Chrysene	n/a	=	73	%	EPA 8270Cm	-88	-88	17	168	
2012/13-4	ME-CC	matrix spike, RPD	4/9/2013	Organic	Chrysene	n/a	=	3	%	EPA 8270Cm	-88	-88	0	30	
2012/13-4	Lab	method blank	4/9/2013	Organic	Dibenz(a,h)anthracene	n/a	<	0.1	µg/L	EPA 8270Cm	0.1	0.1			
2012/13-4	Lab	LCS	4/9/2013	Organic	Dibenz(a,h)anthracene	n/a	=	6.72	µg/L	EPA 8270Cm	0.1	0.1			
2012/13-4	Lab	LCS, rec	4/9/2013	Organic	Dibenz(a,h)anthracene	n/a	=	67	%	EPA 8270Cm	-88	-88	0.1	227	
2012/13-4	ME-CC	matrix spike	4/9/2013	Organic	Dibenz(a,h)anthracene	n/a	=	7.69	µg/L	EPA 8270Cm	0.1	0.1			
2012/13-4	ME-CC	matrix spike, rec	4/9/2013	Organic	Dibenz(a,h)anthracene	n/a	=	77	%	EPA 8270Cm	-88	-88	0.1	227	
2012/13-4	ME-CC	matrix spike dup	4/9/2013	Organic	Dibenz(a,h)anthracene	n/a	=	7.3	µg/L	EPA 8270Cm	0.1	0.1			
2012/13-4	ME-CC	matrix spike dup, rec	4/9/2013	Organic	Dibenz(a,h)anthracene	n/a	=	73	%	EPA 8270Cm	-88	-88	0.1	227	
2012/13-4	ME-CC	matrix spike, RPD	4/9/2013	Organic	Dibenz(a,h)anthracene	n/a	=	5	%	EPA 8270Cm	-88	-88	0	30	
2012/13-4	Lab	method blank	3/18/2013	Organic	Diethyl phthalate	n/a	<	0.15	µg/L	EPA 625	0.15	1			
2012/13-4	Lab	LCS	3/18/2013	Organic	Diethyl phthalate	n/a	=	38.6	µg/L	EPA 625	0.15	1			
2012/13-4	Lab	LCS, rec	3/18/2013	Organic	Diethyl phthalate	n/a	=	77	%	EPA 625	-88	-88	0.1	112	
2012/13-4	Lab	method blank	3/27/2013	Organic	Diethyl phthalate	n/a	<	0.15	µg/L	EPA 625	0.15	1			
2012/13-4	Lab	LCS	3/27/2013	Organic	Diethyl phthalate	n/a	=	35.2	µg/L	EPA 625	0.15	1			

Appendix F
Laboratory QA/QC Analysis Results

Event ID	Site ID	QAQC Sample Type	Analysis Date	Classification	Constituent	Fraction	Sign	Result	Units	Method	MDL	RL	QA Limit		DQOComp
													Min	Max	
2012/13-4	Lab	LCS, rec	3/27/2013	Organic	Diethyl phthalate	n/a	=	70	%	EPA 625	-88	-88	0.1	112	
2012/13-4	ME-CC	matrix spike	3/27/2013	Organic	Diethyl phthalate	n/a	=	38.7	µg/L	EPA 625	0.15	1			
2012/13-4	ME-CC	matrix spike, rec	3/27/2013	Organic	Diethyl phthalate	n/a	=	76	%	EPA 625	-88	-88	0.1	112	
2012/13-4	ME-CC	matrix spike dup	3/27/2013	Organic	Diethyl phthalate	n/a	=	24.8	µg/L	EPA 625	0.15	1			
2012/13-4	ME-CC	matrix spike dup, rec	3/27/2013	Organic	Diethyl phthalate	n/a	=	48	%	EPA 625	-88	-88	0.1	112	
2012/13-4	ME-CC	matrix spike, RPD	3/27/2013	Organic	Diethyl phthalate	n/a	=	44	%	EPA 625	-88	-88	0	30	IL
2012/13-4	MO-OXN	matrix spike	3/18/2013	Organic	Diethyl phthalate	n/a	=	40.4	µg/L	EPA 625	0.15	1			
2012/13-4	MO-OXN	matrix spike, rec	3/18/2013	Organic	Diethyl phthalate	n/a	=	79	%	EPA 625	-88	-88	0.1	112	
2012/13-4	MO-OXN	matrix spike dup	3/18/2013	Organic	Diethyl phthalate	n/a	=	38.8	µg/L	EPA 625	0.15	1			
2012/13-4	MO-OXN	matrix spike dup, rec	3/18/2013	Organic	Diethyl phthalate	n/a	=	76	%	EPA 625	-88	-88	0.1	112	
2012/13-4	MO-OXN	matrix spike, RPD	3/18/2013	Organic	Diethyl phthalate	n/a	=	4	%	EPA 625	-88	-88	0	30	
2012/13-4	Lab	method blank	3/18/2013	Organic	Dimethyl phthalate	n/a	<	0.18	µg/L	EPA 625	0.18	1			
2012/13-4	Lab	LCS	3/18/2013	Organic	Dimethyl phthalate	n/a	=	35.2	µg/L	EPA 625	0.18	1			
2012/13-4	Lab	LCS, rec	3/18/2013	Organic	Dimethyl phthalate	n/a	=	70	%	EPA 625	-88	-88	0.1	112	
2012/13-4	Lab	method blank	3/27/2013	Organic	Dimethyl phthalate	n/a	<	0.18	µg/L	EPA 625	0.18	1			
2012/13-4	Lab	LCS	3/27/2013	Organic	Dimethyl phthalate	n/a	=	32.5	µg/L	EPA 625	0.18	1			
2012/13-4	Lab	LCS, rec	3/27/2013	Organic	Dimethyl phthalate	n/a	=	65	%	EPA 625	-88	-88	0.1	112	
2012/13-4	ME-CC	matrix spike	3/27/2013	Organic	Dimethyl phthalate	n/a	=	33.8	µg/L	EPA 625	0.18	1			
2012/13-4	ME-CC	matrix spike, rec	3/27/2013	Organic	Dimethyl phthalate	n/a	=	68	%	EPA 625	-88	-88	0.1	112	
2012/13-4	ME-CC	matrix spike dup	3/27/2013	Organic	Dimethyl phthalate	n/a	=	22.6	µg/L	EPA 625	0.18	1			
2012/13-4	ME-CC	matrix spike dup, rec	3/27/2013	Organic	Dimethyl phthalate	n/a	=	45	%	EPA 625	-88	-88	0.1	112	
2012/13-4	ME-CC	matrix spike, RPD	3/27/2013	Organic	Dimethyl phthalate	n/a	=	40	%	EPA 625	-88	-88	0	30	IL
2012/13-4	MO-OXN	matrix spike	3/18/2013	Organic	Dimethyl phthalate	n/a	=	38	µg/L	EPA 625	0.18	1			
2012/13-4	MO-OXN	matrix spike, rec	3/18/2013	Organic	Dimethyl phthalate	n/a	=	76	%	EPA 625	-88	-88	0.1	112	
2012/13-4	MO-OXN	matrix spike dup	3/18/2013	Organic	Dimethyl phthalate	n/a	=	35.8	µg/L	EPA 625	0.18	1			
2012/13-4	MO-OXN	matrix spike dup, rec	3/18/2013	Organic	Dimethyl phthalate	n/a	=	72	%	EPA 625	-88	-88	0.1	112	
2012/13-4	MO-OXN	matrix spike, RPD	3/18/2013	Organic	Dimethyl phthalate	n/a	=	6	%	EPA 625	-88	-88	0	30	
2012/13-4	Lab	method blank	3/18/2013	Organic	Di-n-butylphthalate	n/a	<	0.24	µg/L	EPA 625	0.24	1			
2012/13-4	Lab	LCS	3/18/2013	Organic	Di-n-butylphthalate	n/a	=	40.3	µg/L	EPA 625	0.24	1			
2012/13-4	Lab	LCS, rec	3/18/2013	Organic	Di-n-butylphthalate	n/a	=	81	%	EPA 625	-88	-88	1	118	
2012/13-4	Lab	method blank	3/27/2013	Organic	Di-n-butylphthalate	n/a	<	0.24	µg/L	EPA 625	0.24	1			
2012/13-4	Lab	LCS	3/27/2013	Organic	Di-n-butylphthalate	n/a	=	36	µg/L	EPA 625	0.24	1			
2012/13-4	Lab	LCS, rec	3/27/2013	Organic	Di-n-butylphthalate	n/a	=	72	%	EPA 625	-88	-88	1	118	
2012/13-4	ME-CC	matrix spike	3/27/2013	Organic	Di-n-butylphthalate	n/a	=	39.6	µg/L	EPA 625	0.24	1			
2012/13-4	ME-CC	matrix spike, rec	3/27/2013	Organic	Di-n-butylphthalate	n/a	=	79	%	EPA 625	-88	-88	1	118	
2012/13-4	ME-CC	matrix spike dup	3/27/2013	Organic	Di-n-butylphthalate	n/a	=	26.4	µg/L	EPA 625	0.24	1			
2012/13-4	ME-CC	matrix spike dup, rec	3/27/2013	Organic	Di-n-butylphthalate	n/a	=	53	%	EPA 625	-88	-88	1	118	
2012/13-4	ME-CC	matrix spike, RPD	3/27/2013	Organic	Di-n-butylphthalate	n/a	=	40	%	EPA 625	-88	-88	0	30	IL
2012/13-4	MO-OXN	matrix spike	3/18/2013	Organic	Di-n-butylphthalate	n/a	=	44.3	µg/L	EPA 625	0.24	1			
2012/13-4	MO-OXN	matrix spike, rec	3/18/2013	Organic	Di-n-butylphthalate	n/a	=	87	%	EPA 625	-88	-88	1	118	
2012/13-4	MO-OXN	matrix spike dup	3/18/2013	Organic	Di-n-butylphthalate	n/a	=	41.9	µg/L	EPA 625	0.24	1			
2012/13-4	MO-OXN	matrix spike dup, rec	3/18/2013	Organic	Di-n-butylphthalate	n/a	=	82	%	EPA 625	-88	-88	1	118	
2012/13-4	MO-OXN	matrix spike, RPD	3/18/2013	Organic	Di-n-butylphthalate	n/a	=	5	%	EPA 625	-88	-88	0	30	
2012/13-4	Lab	method blank	3/18/2013	Organic	Di-n-octylphthalate	n/a	<	0.19	µg/L	EPA 625	0.19	1			
2012/13-4	Lab	LCS	3/18/2013	Organic	Di-n-octylphthalate	n/a	=	41.1	µg/L	EPA 625	0.19	1			
2012/13-4	Lab	LCS, rec	3/18/2013	Organic	Di-n-octylphthalate	n/a	=	82	%	EPA 625	-88	-88	6	146	
2012/13-4	Lab	method blank	3/27/2013	Organic	Di-n-octylphthalate	n/a	<	0.19	µg/L	EPA 625	0.19	1			

Appendix F
Laboratory QA/QC Analysis Results

Event ID	Site ID	QAQC Sample Type	Analysis Date	Classification	Constituent	Fraction	Sign	Result	Units	Method	MDL	RL	QA Limit		DQOComp
													Min	Max	
2012/13-4	Lab	LCS	3/27/2013	Organic	Di-n-octylphthalate	n/a	=	37.2	µg/L	EPA 625	0.19	1			
2012/13-4	Lab	LCS, rec	3/27/2013	Organic	Di-n-octylphthalate	n/a	=	74	%	EPA 625	-88	-88	6	146	
2012/13-4	ME-CC	matrix spike	3/27/2013	Organic	Di-n-octylphthalate	n/a	=	41.6	µg/L	EPA 625	0.19	1			
2012/13-4	ME-CC	matrix spike, rec	3/27/2013	Organic	Di-n-octylphthalate	n/a	=	83	%	EPA 625	-88	-88	6	146	
2012/13-4	ME-CC	matrix spike dup	3/27/2013	Organic	Di-n-octylphthalate	n/a	=	27.8	µg/L	EPA 625	0.19	1			
2012/13-4	ME-CC	matrix spike dup, rec	3/27/2013	Organic	Di-n-octylphthalate	n/a	=	56	%	EPA 625	-88	-88	6	146	
2012/13-4	ME-CC	matrix spike, RPD	3/27/2013	Organic	Di-n-octylphthalate	n/a	=	40	%	EPA 625	-88	-88	0	30	IL
2012/13-4	MO-OXN	matrix spike	3/18/2013	Organic	Di-n-octylphthalate	n/a	=	42.9	µg/L	EPA 625	0.19	1			
2012/13-4	MO-OXN	matrix spike, rec	3/18/2013	Organic	Di-n-octylphthalate	n/a	=	86	%	EPA 625	-88	-88	6	146	
2012/13-4	MO-OXN	matrix spike dup	3/18/2013	Organic	Di-n-octylphthalate	n/a	=	42.6	µg/L	EPA 625	0.19	1			
2012/13-4	MO-OXN	matrix spike dup, rec	3/18/2013	Organic	Di-n-octylphthalate	n/a	=	85	%	EPA 625	-88	-88	6	146	
2012/13-4	MO-OXN	matrix spike, RPD	3/18/2013	Organic	Di-n-octylphthalate	n/a	=	0.6	%	EPA 625	-88	-88	0	30	
2012/13-4	Lab	method blank	4/9/2013	Organic	Fluoranthene	n/a	<	0.1	µg/L	EPA 8270Cm	0.1	0.1			
2012/13-4	Lab	LCS	4/9/2013	Organic	Fluoranthene	n/a	=	7.21	µg/L	EPA 8270Cm	0.1	0.1			
2012/13-4	Lab	LCS, rec	4/9/2013	Organic	Fluoranthene	n/a	=	72	%	EPA 8270Cm	-88	-88	26	137	
2012/13-4	ME-CC	matrix spike	4/9/2013	Organic	Fluoranthene	n/a	=	7.17	µg/L	EPA 8270Cm	0.1	0.1			
2012/13-4	ME-CC	matrix spike, rec	4/9/2013	Organic	Fluoranthene	n/a	=	72	%	EPA 8270Cm	-88	-88	26	137	
2012/13-4	ME-CC	matrix spike dup	4/9/2013	Organic	Fluoranthene	n/a	=	6.75	µg/L	EPA 8270Cm	0.1	0.1			
2012/13-4	ME-CC	matrix spike dup, rec	4/9/2013	Organic	Fluoranthene	n/a	=	67	%	EPA 8270Cm	-88	-88	26	137	
2012/13-4	ME-CC	matrix spike, RPD	4/9/2013	Organic	Fluoranthene	n/a	=	6	%	EPA 8270Cm	-88	-88	0	30	
2012/13-4	Lab	method blank	4/9/2013	Organic	Fluorene	n/a	<	0.1	µg/L	EPA 8270Cm	0.1	0.1			
2012/13-4	Lab	LCS	4/9/2013	Organic	Fluorene	n/a	=	7.27	µg/L	EPA 8270Cm	0.1	0.1			
2012/13-4	Lab	LCS, rec	4/9/2013	Organic	Fluorene	n/a	=	73	%	EPA 8270Cm	-88	-88	59	121	
2012/13-4	ME-CC	matrix spike	4/9/2013	Organic	Fluorene	n/a	=	6.54	µg/L	EPA 8270Cm	0.1	0.1			
2012/13-4	ME-CC	matrix spike, rec	4/9/2013	Organic	Fluorene	n/a	=	65	%	EPA 8270Cm	-88	-88	59	121	
2012/13-4	ME-CC	matrix spike dup	4/9/2013	Organic	Fluorene	n/a	=	6.5	µg/L	EPA 8270Cm	0.1	0.1			
2012/13-4	ME-CC	matrix spike dup, rec	4/9/2013	Organic	Fluorene	n/a	=	65	%	EPA 8270Cm	-88	-88	59	121	
2012/13-4	ME-CC	matrix spike, RPD	4/9/2013	Organic	Fluorene	n/a	=	0.6	%	EPA 8270Cm	-88	-88	0	30	
2012/13-4	Lab	method blank	3/18/2013	Organic	Hexachlorobenzene	n/a	<	0.49	µg/L	EPA 625	0.49	1			
2012/13-4	Lab	LCS	3/18/2013	Organic	Hexachlorobenzene	n/a	=	37.5	µg/L	EPA 625	0.49	1			
2012/13-4	Lab	LCS, rec	3/18/2013	Organic	Hexachlorobenzene	n/a	=	75	%	EPA 625	-88	-88	0.1	152	
2012/13-4	Lab	method blank	3/27/2013	Organic	Hexachlorobenzene	n/a	<	0.49	µg/L	EPA 625	0.49	1			
2012/13-4	Lab	LCS	3/27/2013	Organic	Hexachlorobenzene	n/a	=	34.9	µg/L	EPA 625	0.49	1			
2012/13-4	Lab	LCS, rec	3/27/2013	Organic	Hexachlorobenzene	n/a	=	70	%	EPA 625	-88	-88	0.1	152	
2012/13-4	ME-CC	matrix spike	3/27/2013	Organic	Hexachlorobenzene	n/a	=	37.8	µg/L	EPA 625	0.49	1			
2012/13-4	ME-CC	matrix spike, rec	3/27/2013	Organic	Hexachlorobenzene	n/a	=	76	%	EPA 625	-88	-88	0.1	152	
2012/13-4	ME-CC	matrix spike dup	3/27/2013	Organic	Hexachlorobenzene	n/a	=	24.6	µg/L	EPA 625	0.49	1			
2012/13-4	ME-CC	matrix spike dup, rec	3/27/2013	Organic	Hexachlorobenzene	n/a	=	49	%	EPA 625	-88	-88	0.1	152	
2012/13-4	ME-CC	matrix spike, RPD	3/27/2013	Organic	Hexachlorobenzene	n/a	=	42	%	EPA 625	-88	-88	0	30	IL
2012/13-4	MO-OXN	matrix spike	3/18/2013	Organic	Hexachlorobenzene	n/a	=	38.1	µg/L	EPA 625	0.49	1			
2012/13-4	MO-OXN	matrix spike, rec	3/18/2013	Organic	Hexachlorobenzene	n/a	=	76	%	EPA 625	-88	-88	0.1	152	
2012/13-4	MO-OXN	matrix spike dup	3/18/2013	Organic	Hexachlorobenzene	n/a	=	37.1	µg/L	EPA 625	0.49	1			
2012/13-4	MO-OXN	matrix spike dup, rec	3/18/2013	Organic	Hexachlorobenzene	n/a	=	74	%	EPA 625	-88	-88	0.1	152	
2012/13-4	MO-OXN	matrix spike, RPD	3/18/2013	Organic	Hexachlorobenzene	n/a	=	3	%	EPA 625	-88	-88	0	30	
2012/13-4	Lab	method blank	3/18/2013	Organic	Hexachlorobutadiene	n/a	<	0.47	µg/L	EPA 625	0.47	1			
2012/13-4	Lab	LCS	3/18/2013	Organic	Hexachlorobutadiene	n/a	=	34	µg/L	EPA 625	0.47	1			
2012/13-4	Lab	LCS, rec	3/18/2013	Organic	Hexachlorobutadiene	n/a	=	68	%	EPA 625	-88	-88	24	116	

Appendix F
Laboratory QA/QC Analysis Results

Event ID	Site ID	QAQC Sample Type	Analysis Date	Classification	Constituent	Fraction	Sign	Result	Units	Method	MDL	RL	QA Limit		DQOComp
													Min	Max	
2012/13-4	Lab	method blank	3/27/2013	Organic	Hexachlorobutadiene	n/a	<	0.47	µg/L	EPA 625	0.47	1			
2012/13-4	Lab	LCS	3/27/2013	Organic	Hexachlorobutadiene	n/a	=	18.8	µg/L	EPA 625	0.47	1			
2012/13-4	Lab	LCS, rec	3/27/2013	Organic	Hexachlorobutadiene	n/a	=	38	%	EPA 625	-88	-88	24	116	
2012/13-4	ME-CC	matrix spike	3/27/2013	Organic	Hexachlorobutadiene	n/a	=	32.2	µg/L	EPA 625	0.47	1			
2012/13-4	ME-CC	matrix spike, rec	3/27/2013	Organic	Hexachlorobutadiene	n/a	=	64	%	EPA 625	-88	-88	24	116	
2012/13-4	ME-CC	matrix spike dup	3/27/2013	Organic	Hexachlorobutadiene	n/a	=	18.5	µg/L	EPA 625	0.47	1			
2012/13-4	ME-CC	matrix spike dup, rec	3/27/2013	Organic	Hexachlorobutadiene	n/a	=	37	%	EPA 625	-88	-88	24	116	
2012/13-4	ME-CC	matrix spike, RPD	3/27/2013	Organic	Hexachlorobutadiene	n/a	=	54	%	EPA 625	-88	-88	0	30	IL
2012/13-4	MO-OXN	matrix spike	3/18/2013	Organic	Hexachlorobutadiene	n/a	=	28.8	µg/L	EPA 625	0.47	1			
2012/13-4	MO-OXN	matrix spike, rec	3/18/2013	Organic	Hexachlorobutadiene	n/a	=	58	%	EPA 625	-88	-88	24	116	
2012/13-4	MO-OXN	matrix spike dup	3/18/2013	Organic	Hexachlorobutadiene	n/a	=	27.6	µg/L	EPA 625	0.47	1			
2012/13-4	MO-OXN	matrix spike dup, rec	3/18/2013	Organic	Hexachlorobutadiene	n/a	=	55	%	EPA 625	-88	-88	24	116	
2012/13-4	MO-OXN	matrix spike, RPD	3/18/2013	Organic	Hexachlorobutadiene	n/a	=	4	%	EPA 625	-88	-88	0	30	
2012/13-4	Lab	method blank	3/18/2013	Organic	Hexachlorocyclopentadiene	n/a	<	1.5	µg/L	EPA 625	1.5	5			
2012/13-4	Lab	LCS	3/18/2013	Organic	Hexachlorocyclopentadiene	n/a	=	12.6	µg/L	EPA 625	1.5	5			
2012/13-4	Lab	LCS, rec	3/18/2013	Organic	Hexachlorocyclopentadiene	n/a	=	25	%	EPA 625	-88	-88	0.1	136	
2012/13-4	Lab	method blank	3/27/2013	Organic	Hexachlorocyclopentadiene	n/a	<	1.5	µg/L	EPA 625	1.5	5			
2012/13-4	Lab	LCS	3/27/2013	Organic	Hexachlorocyclopentadiene	n/a	=	16.9	µg/L	EPA 625	1.5	5			
2012/13-4	Lab	LCS, rec	3/27/2013	Organic	Hexachlorocyclopentadiene	n/a	=	34	%	EPA 625	-88	-88	0.1	136	
2012/13-4	ME-CC	matrix spike	3/27/2013	Organic	Hexachlorocyclopentadiene	n/a	=	23.7	µg/L	EPA 625	1.5	5			
2012/13-4	ME-CC	matrix spike, rec	3/27/2013	Organic	Hexachlorocyclopentadiene	n/a	=	47	%	EPA 625	-88	-88	0.1	146	
2012/13-4	ME-CC	matrix spike dup	3/27/2013	Organic	Hexachlorocyclopentadiene	n/a	=	12.3	µg/L	EPA 625	1.5	5			
2012/13-4	ME-CC	matrix spike dup, rec	3/27/2013	Organic	Hexachlorocyclopentadiene	n/a	=	25	%	EPA 625	-88	-88	0.1	146	
2012/13-4	ME-CC	matrix spike, RPD	3/27/2013	Organic	Hexachlorocyclopentadiene	n/a	=	63	%	EPA 625	-88	-88	0	30	IL
2012/13-4	MO-OXN	matrix spike	3/18/2013	Organic	Hexachlorocyclopentadiene	n/a	=	9.16	µg/L	EPA 625	1.5	5			
2012/13-4	MO-OXN	matrix spike, rec	3/18/2013	Organic	Hexachlorocyclopentadiene	n/a	=	18	%	EPA 625	-88	-88	0.1	146	
2012/13-4	MO-OXN	matrix spike dup	3/18/2013	Organic	Hexachlorocyclopentadiene	n/a	=	7.3	µg/L	EPA 625	1.5	5			
2012/13-4	MO-OXN	matrix spike dup, rec	3/18/2013	Organic	Hexachlorocyclopentadiene	n/a	=	15	%	EPA 625	-88	-88	0.1	146	
2012/13-4	MO-OXN	matrix spike, RPD	3/18/2013	Organic	Hexachlorocyclopentadiene	n/a	=	23	%	EPA 625	-88	-88	0	30	
2012/13-4	Lab	method blank	3/18/2013	Organic	Hexachloroethane	n/a	<	0.52	µg/L	EPA 625	0.52	1			
2012/13-4	Lab	LCS	3/18/2013	Organic	Hexachloroethane	n/a	=	28	µg/L	EPA 625	0.52	1			
2012/13-4	Lab	LCS, rec	3/18/2013	Organic	Hexachloroethane	n/a	=	56	%	EPA 625	-88	-88	40	113	
2012/13-4	Lab	method blank	3/27/2013	Organic	Hexachloroethane	n/a	<	0.52	µg/L	EPA 625	0.52	1			
2012/13-4	Lab	LCS	3/27/2013	Organic	Hexachloroethane	n/a	=	13.8	µg/L	EPA 625	0.52	1			EUM
2012/13-4	Lab	LCS, rec	3/27/2013	Organic	Hexachloroethane	n/a	=	28	%	EPA 625	-88	-88	40	113	EUM
2012/13-4	ME-CC	matrix spike	3/27/2013	Organic	Hexachloroethane	n/a	=	27	µg/L	EPA 625	0.52	1			
2012/13-4	ME-CC	matrix spike, rec	3/27/2013	Organic	Hexachloroethane	n/a	=	54	%	EPA 625	-88	-88	40	113	
2012/13-4	ME-CC	matrix spike dup	3/27/2013	Organic	Hexachloroethane	n/a	=	14	µg/L	EPA 625	0.52	1			GB
2012/13-4	ME-CC	matrix spike dup, rec	3/27/2013	Organic	Hexachloroethane	n/a	=	28	%	EPA 625	-88	-88	40	113	GB
2012/13-4	ME-CC	matrix spike, RPD	3/27/2013	Organic	Hexachloroethane	n/a	=	64	%	EPA 625	-88	-88	0	30	IL
2012/13-4	MO-OXN	matrix spike	3/18/2013	Organic	Hexachloroethane	n/a	=	19.2	µg/L	EPA 625	0.52	1			GB
2012/13-4	MO-OXN	matrix spike, rec	3/18/2013	Organic	Hexachloroethane	n/a	=	38	%	EPA 625	-88	-88	40	113	GB
2012/13-4	MO-OXN	matrix spike dup	3/18/2013	Organic	Hexachloroethane	n/a	=	18.6	µg/L	EPA 625	0.52	1			GB
2012/13-4	MO-OXN	matrix spike dup, rec	3/18/2013	Organic	Hexachloroethane	n/a	=	37	%	EPA 625	-88	-88	40	113	GB
2012/13-4	MO-OXN	matrix spike, RPD	3/18/2013	Organic	Hexachloroethane	n/a	=	3	%	EPA 625	-88	-88	0	30	
2012/13-4	Lab	method blank	4/9/2013	Organic	Indeno(1,2,3-cd)pyrene	n/a	<	0.1	µg/L	EPA 8270Cm	0.1	0.1			
2012/13-4	Lab	LCS	4/9/2013	Organic	Indeno(1,2,3-cd)pyrene	n/a	=	6	µg/L	EPA 8270Cm	0.1	0.1			

Appendix F
Laboratory QA/QC Analysis Results

Event ID	Site ID	QAQC Sample Type	Analysis Date	Classification	Constituent	Fraction	Sign	Result	Units	Method	MDL	RL	QA Limit		DQOComp
													Min	Max	
2012/13-4	Lab	LCS, rec	4/9/2013	Organic	Indeno(1,2,3-cd)pyrene	n/a	=	60	%	EPA 8270Cm	-88	-88	0.1	171	
2012/13-4	ME-CC	matrix spike	4/9/2013	Organic	Indeno(1,2,3-cd)pyrene	n/a	=	6.77	µg/L	EPA 8270Cm	0.1	0.1			
2012/13-4	ME-CC	matrix spike, rec	4/9/2013	Organic	Indeno(1,2,3-cd)pyrene	n/a	=	68	%	EPA 8270Cm	-88	-88	0.1	171	
2012/13-4	ME-CC	matrix spike dup	4/9/2013	Organic	Indeno(1,2,3-cd)pyrene	n/a	=	6.42	µg/L	EPA 8270Cm	0.1	0.1			
2012/13-4	ME-CC	matrix spike dup, rec	4/9/2013	Organic	Indeno(1,2,3-cd)pyrene	n/a	=	64	%	EPA 8270Cm	-88	-88	0.1	171	
2012/13-4	ME-CC	matrix spike, RPD	4/9/2013	Organic	Indeno(1,2,3-cd)pyrene	n/a	=	5	%	EPA 8270Cm	-88	-88	0	30	
2012/13-4	Lab	method blank	3/18/2013	Organic	Isophorone	n/a	<	0.21	µg/L	EPA 625	0.21	1			
2012/13-4	Lab	LCS	3/18/2013	Organic	Isophorone	n/a	=	36.3	µg/L	EPA 625	0.21	1			
2012/13-4	Lab	LCS, rec	3/18/2013	Organic	Isophorone	n/a	=	73	%	EPA 625	-88	-88	21	196	
2012/13-4	Lab	method blank	3/27/2013	Organic	Isophorone	n/a	<	0.21	µg/L	EPA 625	0.21	1			
2012/13-4	Lab	LCS	3/27/2013	Organic	Isophorone	n/a	=	31.8	µg/L	EPA 625	0.21	1			
2012/13-4	Lab	LCS, rec	3/27/2013	Organic	Isophorone	n/a	=	64	%	EPA 625	-88	-88	21	196	
2012/13-4	ME-CC	matrix spike	3/27/2013	Organic	Isophorone	n/a	=	33.9	µg/L	EPA 625	0.21	1			
2012/13-4	ME-CC	matrix spike, rec	3/27/2013	Organic	Isophorone	n/a	=	68	%	EPA 625	-88	-88	21	196	
2012/13-4	ME-CC	matrix spike dup	3/27/2013	Organic	Isophorone	n/a	=	21.1	µg/L	EPA 625	0.21	1			
2012/13-4	ME-CC	matrix spike dup, rec	3/27/2013	Organic	Isophorone	n/a	=	42	%	EPA 625	-88	-88	21	196	
2012/13-4	ME-CC	matrix spike, RPD	3/27/2013	Organic	Isophorone	n/a	=	47	%	EPA 625	-88	-88	0	30	IL
2012/13-4	MO-OXN	matrix spike	3/18/2013	Organic	Isophorone	n/a	=	43	µg/L	EPA 625	0.21	1			
2012/13-4	MO-OXN	matrix spike, rec	3/18/2013	Organic	Isophorone	n/a	=	86	%	EPA 625	-88	-88	21	196	
2012/13-4	MO-OXN	matrix spike dup	3/18/2013	Organic	Isophorone	n/a	=	37.9	µg/L	EPA 625	0.21	1			
2012/13-4	MO-OXN	matrix spike dup, rec	3/18/2013	Organic	Isophorone	n/a	=	76	%	EPA 625	-88	-88	21	196	
2012/13-4	MO-OXN	matrix spike, RPD	3/18/2013	Organic	Isophorone	n/a	=	13	%	EPA 625	-88	-88	0	30	
2012/13-4	Lab	LCS	3/11/2013	Organic	Methyl tert-butyl ether (MTBE)	n/a	=	4.7	µg/L	EPA 524.2	0.19	2			
2012/13-4	Lab	LCS, rec	3/11/2013	Organic	Methyl tert-butyl ether (MTBE)	n/a	=	78	%	EPA 524.2	-88	-88	70	130	
2012/13-4	Lab	LCS dup	3/11/2013	Organic	Methyl tert-butyl ether (MTBE)	n/a	=	4.52	µg/L	EPA 524.2	0.19	2			
2012/13-4	Lab	LCS dup, rec	3/11/2013	Organic	Methyl tert-butyl ether (MTBE)	n/a	=	75	%	EPA 524.2	-88	-88	70	130	
2012/13-4	Lab	LCS, RPD	3/11/2013	Organic	Methyl tert-butyl ether (MTBE)	n/a	=	4	%	EPA 524.2	-88	-88	0	30	
2012/13-4	Lab	method blank	3/11/2013	Organic	Methyl tert-butyl ether (MTBE)	n/a	<	0.19	µg/L	EPA 524.2	0.19	2			
2012/13-4	Lab	method blank	4/9/2013	Organic	Naphthalene	n/a	<	0.1	µg/L	EPA 8270Cm	0.1	0.1			
2012/13-4	Lab	LCS	4/9/2013	Organic	Naphthalene	n/a	=	6.02	µg/L	EPA 8270Cm	0.1	0.1			
2012/13-4	Lab	LCS, rec	4/9/2013	Organic	Naphthalene	n/a	=	60	%	EPA 8270Cm	-88	-88	21	133	
2012/13-4	ME-CC	matrix spike	4/9/2013	Organic	Naphthalene	n/a	=	5.12	µg/L	EPA 8270Cm	0.1	0.1			
2012/13-4	ME-CC	matrix spike, rec	4/9/2013	Organic	Naphthalene	n/a	=	51	%	EPA 8270Cm	-88	-88	21	133	
2012/13-4	ME-CC	matrix spike dup	4/9/2013	Organic	Naphthalene	n/a	=	5.11	µg/L	EPA 8270Cm	0.1	0.1			
2012/13-4	ME-CC	matrix spike dup, rec	4/9/2013	Organic	Naphthalene	n/a	=	51	%	EPA 8270Cm	-88	-88	21	133	
2012/13-4	ME-CC	matrix spike, RPD	4/9/2013	Organic	Naphthalene	n/a	=	0.2	%	EPA 8270Cm	-88	-88	0	30	
2012/13-4	Lab	method blank	3/18/2013	Organic	Nitrobenzene	n/a	<	0.36	µg/L	EPA 625	0.36	1			
2012/13-4	Lab	LCS	3/18/2013	Organic	Nitrobenzene	n/a	=	39.1	µg/L	EPA 625	0.36	1			
2012/13-4	Lab	LCS, rec	3/18/2013	Organic	Nitrobenzene	n/a	=	78	%	EPA 625	-88	-88	35	180	
2012/13-4	Lab	method blank	3/27/2013	Organic	Nitrobenzene	n/a	<	0.36	µg/L	EPA 625	0.36	1			
2012/13-4	Lab	LCS	3/27/2013	Organic	Nitrobenzene	n/a	=	28.1	µg/L	EPA 625	0.36	1			
2012/13-4	Lab	LCS, rec	3/27/2013	Organic	Nitrobenzene	n/a	=	56	%	EPA 625	-88	-88	35	180	
2012/13-4	ME-CC	matrix spike	3/27/2013	Organic	Nitrobenzene	n/a	=	36.2	µg/L	EPA 625	0.36	1			
2012/13-4	ME-CC	matrix spike, rec	3/27/2013	Organic	Nitrobenzene	n/a	=	72	%	EPA 625	-88	-88	35	180	
2012/13-4	ME-CC	matrix spike dup	3/27/2013	Organic	Nitrobenzene	n/a	=	21	µg/L	EPA 625	0.36	1			
2012/13-4	ME-CC	matrix spike dup, rec	3/27/2013	Organic	Nitrobenzene	n/a	=	42	%	EPA 625	-88	-88	35	180	
2012/13-4	ME-CC	matrix spike, RPD	3/27/2013	Organic	Nitrobenzene	n/a	=	53	%	EPA 625	-88	-88	0	30	IL

Appendix F
Laboratory QA/QC Analysis Results

Event ID	Site ID	QAQC Sample Type	Analysis Date	Classification	Constituent	Fraction	Sign	Result	Units	Method	MDL	RL	QA Limit		DQOComp
													Min	Max	
2012/13-4	MO-OXN	matrix spike	3/18/2013	Organic	Nitrobenzene	n/a	=	40.5	µg/L	EPA 625	0.36	1			
2012/13-4	MO-OXN	matrix spike, rec	3/18/2013	Organic	Nitrobenzene	n/a	=	81	%	EPA 625	-88	-88	35	180	
2012/13-4	MO-OXN	matrix spike dup	3/18/2013	Organic	Nitrobenzene	n/a	=	36.6	µg/L	EPA 625	0.36	1			
2012/13-4	MO-OXN	matrix spike dup, rec	3/18/2013	Organic	Nitrobenzene	n/a	=	73	%	EPA 625	-88	-88	35	180	
2012/13-4	MO-OXN	matrix spike, RPD	3/18/2013	Organic	Nitrobenzene	n/a	=	10	%	EPA 625	-88	-88	0	30	
2012/13-4	Lab	srgt method blank	3/18/2013	Organic	Nitrobenzene-d5	n/a	=	34.9	µg/L	EPA 625	-88	-88			
2012/13-4	Lab	srgt method blank, rec	3/18/2013	Organic	Nitrobenzene-d5	n/a	=	70	%	EPA 625	-88	-88	34	139	
2012/13-4	Lab	srgt LCS	3/18/2013	Organic	Nitrobenzene-d5	n/a	=	38.6	µg/L	EPA 625	-88	-88			
2012/13-4	Lab	srgt LCS, rec	3/18/2013	Organic	Nitrobenzene-d5	n/a	=	77	%	EPA 625	-88	-88	34	139	
2012/13-4	Lab	srgt method blank	3/27/2013	Organic	Nitrobenzene-d5	n/a	=	42.4	µg/L	EPA 625	-88	-88			
2012/13-4	Lab	srgt method blank, rec	3/27/2013	Organic	Nitrobenzene-d5	n/a	=	85	%	EPA 625	-88	-88	34	139	
2012/13-4	Lab	srgt LCS	3/27/2013	Organic	Nitrobenzene-d5	n/a	=	29.3	µg/L	EPA 625	-88	-88			
2012/13-4	Lab	srgt LCS, rec	3/27/2013	Organic	Nitrobenzene-d5	n/a	=	59	%	EPA 625	-88	-88	34	139	
2012/13-4	Lab	srgt method blank	4/9/2013	Organic	Nitrobenzene-d5	n/a	=	3.1	µg/L	EPA 8270Cm	-88	-88			
2012/13-4	Lab	srgt method blank, rec	4/9/2013	Organic	Nitrobenzene-d5	n/a	=	62	%	EPA 8270Cm	-88	-88	51	143	
2012/13-4	Lab	srgt LCS	4/9/2013	Organic	Nitrobenzene-d5	n/a	=	3.33	µg/L	EPA 8270Cm	-88	-88			
2012/13-4	Lab	srgt LCS, rec	4/9/2013	Organic	Nitrobenzene-d5	n/a	=	67	%	EPA 8270Cm	-88	-88	51	143	
2012/13-4	ME-CC	srgt matrix spike	3/27/2013	Organic	Nitrobenzene-d5	n/a	=	36	µg/L	EPA 625	-88	-88			
2012/13-4	ME-CC	srgt matrix spike, rec	3/27/2013	Organic	Nitrobenzene-d5	n/a	=	72	%	EPA 625	-88	-88	34	139	
2012/13-4	ME-CC	srgt matrix spike dup	3/27/2013	Organic	Nitrobenzene-d5	n/a	=	21.3	µg/L	EPA 625	-88	-88			
2012/13-4	ME-CC	srgt matrix spike dup, rec	3/27/2013	Organic	Nitrobenzene-d5	n/a	=	43	%	EPA 625	-88	-88	34	139	
2012/13-4	ME-CC	srgt environ	3/28/2013	Organic	Nitrobenzene-d5	n/a	=	26.8	µg/L	EPA 625	-88	-88			
2012/13-4	ME-CC	srgt environ, rec	3/28/2013	Organic	Nitrobenzene-d5	n/a	=	54	%	EPA 625	-88	-88	34	139	
2012/13-4	ME-CC	srgt matrix spike	4/9/2013	Organic	Nitrobenzene-d5	n/a	=	3.25	µg/L	EPA 8270Cm	-88	-88			
2012/13-4	ME-CC	srgt matrix spike, rec	4/9/2013	Organic	Nitrobenzene-d5	n/a	=	65	%	EPA 8270Cm	-88	-88	51	143	
2012/13-4	ME-CC	srgt matrix spike dup	4/9/2013	Organic	Nitrobenzene-d5	n/a	=	3.1	µg/L	EPA 8270Cm	-88	-88			
2012/13-4	ME-CC	srgt matrix spike dup, rec	4/9/2013	Organic	Nitrobenzene-d5	n/a	=	62	%	EPA 8270Cm	-88	-88	51	143	
2012/13-4	ME-CC	srgt environ	4/10/2013	Organic	Nitrobenzene-d5	n/a	=	3.01	µg/L	EPA 8270Cm	-88	-88			
2012/13-4	ME-CC	srgt environ, rec	4/10/2013	Organic	Nitrobenzene-d5	n/a	=	60	%	EPA 8270Cm	-88	-88	51	143	
2012/13-4	ME-SCR	srgt environ	3/18/2013	Organic	Nitrobenzene-d5	n/a	=	74.1	µg/L	EPA 625	-88	-88			GN
2012/13-4	ME-SCR	srgt environ, rec	3/18/2013	Organic	Nitrobenzene-d5	n/a	=	148	%	EPA 625	-88	-88	34	139	GN
2012/13-4	ME-SCR	srgt environ	4/9/2013	Organic	Nitrobenzene-d5	n/a	=	3.11	µg/L	EPA 8270Cm	-88	-88			
2012/13-4	ME-SCR	srgt environ, rec	4/9/2013	Organic	Nitrobenzene-d5	n/a	=	62	%	EPA 8270Cm	-88	-88	51	143	
2012/13-4	ME-VR2	srgt environ	3/18/2013	Organic	Nitrobenzene-d5	n/a	=	32.6	µg/L	EPA 625	-88	-88			
2012/13-4	ME-VR2	srgt environ, rec	3/18/2013	Organic	Nitrobenzene-d5	n/a	=	65	%	EPA 625	-88	-88	34	139	
2012/13-4	ME-VR2	srgt environ	4/9/2013	Organic	Nitrobenzene-d5	n/a	=	3.16	µg/L	EPA 8270Cm	-88	-88			
2012/13-4	ME-VR2	srgt environ, rec	4/9/2013	Organic	Nitrobenzene-d5	n/a	=	63	%	EPA 8270Cm	-88	-88	51	143	
2012/13-4	MO-CAM	srgt environ	3/19/2013	Organic	Nitrobenzene-d5	n/a	=	29.5	µg/L	EPA 625	-88	-88			
2012/13-4	MO-CAM	srgt environ, rec	3/19/2013	Organic	Nitrobenzene-d5	n/a	=	59	%	EPA 625	-88	-88	34	139	
2012/13-4	MO-CAM	srgt environ	4/9/2013	Organic	Nitrobenzene-d5	n/a	=	2.31	µg/L	EPA 8270Cm	-88	-88			GN
2012/13-4	MO-CAM	srgt environ, rec	4/9/2013	Organic	Nitrobenzene-d5	n/a	=	46	%	EPA 8270Cm	-88	-88	51	143	GN
2012/13-4	MO-FIL	srgt environ	3/19/2013	Organic	Nitrobenzene-d5	n/a	=	21.5	µg/L	EPA 625	-88	-88			
2012/13-4	MO-FIL	srgt environ, rec	3/19/2013	Organic	Nitrobenzene-d5	n/a	=	43	%	EPA 625	-88	-88	34	139	
2012/13-4	MO-FIL	srgt environ	4/9/2013	Organic	Nitrobenzene-d5	n/a	=	3.24	µg/L	EPA 8270Cm	-88	-88			
2012/13-4	MO-FIL	srgt environ, rec	4/9/2013	Organic	Nitrobenzene-d5	n/a	=	65	%	EPA 8270Cm	-88	-88	51	143	
2012/13-4	MO-HUE	srgt environ	3/19/2013	Organic	Nitrobenzene-d5	n/a	=	42	µg/L	EPA 625	-88	-88			
2012/13-4	MO-HUE	srgt environ, rec	3/19/2013	Organic	Nitrobenzene-d5	n/a	=	84	%	EPA 625	-88	-88	34	139	

Appendix F
Laboratory QA/QC Analysis Results

Event ID	Site ID	QAQC Sample Type	Analysis Date	Classification	Constituent	Fraction	Sign	Result	Units	Method	MDL	RL	QA Limit		DQOComp
													Min	Max	
2012/13-4	MO-HUE	srgt environ	4/10/2013	Organic	Nitrobenzene-d5	n/a	=	3.36	µg/L	EPA 8270Cm	-88	-88			
2012/13-4	MO-HUE	srgt environ, rec	4/10/2013	Organic	Nitrobenzene-d5	n/a	=	67	%	EPA 8270Cm	-88	-88	51	143	
2012/13-4	MO-MEI	srgt environ	3/19/2013	Organic	Nitrobenzene-d5	n/a	=	44.6	µg/L	EPA 625	-88	-88			D
2012/13-4	MO-MEI	srgt environ, rec	3/19/2013	Organic	Nitrobenzene-d5	n/a	=	80	%	EPA 625	-88	-88	34	139	D
2012/13-4	MO-MEI	srgt environ	4/9/2013	Organic	Nitrobenzene-d5	n/a	=	1.36	µg/L	EPA 8270Cm	-88	-88			D,GN
2012/13-4	MO-MEI	srgt environ, rec	4/9/2013	Organic	Nitrobenzene-d5	n/a	=	26	%	EPA 8270Cm	-88	-88	51	143	D,GN
2012/13-4	MO-MPK	srgt environ	3/19/2013	Organic	Nitrobenzene-d5	n/a	=	18.6	µg/L	EPA 625	-88	-88			D
2012/13-4	MO-MPK	srgt environ, rec	3/19/2013	Organic	Nitrobenzene-d5	n/a	=	37	%	EPA 625	-88	-88	34	139	D
2012/13-4	MO-MPK	srgt environ	4/10/2013	Organic	Nitrobenzene-d5	n/a	=	2.54	µg/L	EPA 8270Cm	-88	-88			
2012/13-4	MO-MPK	srgt environ, rec	4/10/2013	Organic	Nitrobenzene-d5	n/a	=	51	%	EPA 8270Cm	-88	-88	51	143	
2012/13-4	MO-OJA	srgt environ	3/19/2013	Organic	Nitrobenzene-d5	n/a	=	40.9	µg/L	EPA 625	-88	-88			D
2012/13-4	MO-OJA	srgt environ, rec	3/19/2013	Organic	Nitrobenzene-d5	n/a	=	82	%	EPA 625	-88	-88	34	139	D
2012/13-4	MO-OJA	srgt environ	4/9/2013	Organic	Nitrobenzene-d5	n/a	=	2.34	µg/L	EPA 8270Cm	-88	-88			GN
2012/13-4	MO-OJA	srgt environ, rec	4/9/2013	Organic	Nitrobenzene-d5	n/a	=	47	%	EPA 8270Cm	-88	-88	51	143	GN
2012/13-4	MO-OXN	srgt matrix spike	3/18/2013	Organic	Nitrobenzene-d5	n/a	=	40.1	µg/L	EPA 625	-88	-88			
2012/13-4	MO-OXN	srgt matrix spike, rec	3/18/2013	Organic	Nitrobenzene-d5	n/a	=	80	%	EPA 625	-88	-88	34	139	
2012/13-4	MO-OXN	srgt matrix spike dup	3/18/2013	Organic	Nitrobenzene-d5	n/a	=	35.6	µg/L	EPA 625	-88	-88			
2012/13-4	MO-OXN	srgt matrix spike dup, rec	3/18/2013	Organic	Nitrobenzene-d5	n/a	=	71	%	EPA 625	-88	-88	34	139	
2012/13-4	MO-OXN	srgt environ	3/19/2013	Organic	Nitrobenzene-d5	n/a	=	24.4	µg/L	EPA 625	-88	-88			
2012/13-4	MO-OXN	srgt environ, rec	3/19/2013	Organic	Nitrobenzene-d5	n/a	=	49	%	EPA 625	-88	-88	34	139	
2012/13-4	MO-OXN	srgt environ	4/10/2013	Organic	Nitrobenzene-d5	n/a	=	3.18	µg/L	EPA 8270Cm	-88	-88			
2012/13-4	MO-OXN	srgt environ, rec	4/10/2013	Organic	Nitrobenzene-d5	n/a	=	64	%	EPA 8270Cm	-88	-88	51	143	
2012/13-4	MO-SIM	srgt environ	3/19/2013	Organic	Nitrobenzene-d5	n/a	=	32.9	µg/L	EPA 625	-88	-88			D
2012/13-4	MO-SIM	srgt environ, rec	3/19/2013	Organic	Nitrobenzene-d5	n/a	=	66	%	EPA 625	-88	-88	34	139	D
2012/13-4	MO-SIM	srgt environ	4/10/2013	Organic	Nitrobenzene-d5	n/a	=	3.35	µg/L	EPA 8270Cm	-88	-88			
2012/13-4	MO-SIM	srgt environ, rec	4/10/2013	Organic	Nitrobenzene-d5	n/a	=	67	%	EPA 8270Cm	-88	-88	51	143	
2012/13-4	MO-SPA	srgt environ	3/19/2013	Organic	Nitrobenzene-d5	n/a	=	37.6	µg/L	EPA 625	-88	-88			
2012/13-4	MO-SPA	srgt environ, rec	3/19/2013	Organic	Nitrobenzene-d5	n/a	=	75	%	EPA 625	-88	-88	34	139	
2012/13-4	MO-SPA	srgt environ	4/9/2013	Organic	Nitrobenzene-d5	n/a	=	2.78	µg/L	EPA 8270Cm	-88	-88			
2012/13-4	MO-SPA	srgt environ, rec	4/9/2013	Organic	Nitrobenzene-d5	n/a	=	56	%	EPA 8270Cm	-88	-88	51	143	
2012/13-4	MO-THO	srgt environ	3/19/2013	Organic	Nitrobenzene-d5	n/a	=	37.6	µg/L	EPA 625	-88	-88			D
2012/13-4	MO-THO	srgt environ, rec	3/19/2013	Organic	Nitrobenzene-d5	n/a	=	75	%	EPA 625	-88	-88	34	139	D
2012/13-4	MO-THO	srgt environ	4/10/2013	Organic	Nitrobenzene-d5	n/a	=	3.15	µg/L	EPA 8270Cm	-88	-88			
2012/13-4	MO-THO	srgt environ, rec	4/10/2013	Organic	Nitrobenzene-d5	n/a	=	63	%	EPA 8270Cm	-88	-88	51	143	
2012/13-4	MO-VEN	srgt environ	3/19/2013	Organic	Nitrobenzene-d5	n/a	=	41.2	µg/L	EPA 625	-88	-88			D
2012/13-4	MO-VEN	srgt environ, rec	3/19/2013	Organic	Nitrobenzene-d5	n/a	=	82	%	EPA 625	-88	-88	34	139	D
2012/13-4	MO-VEN	srgt environ	4/9/2013	Organic	Nitrobenzene-d5	n/a	=	2.25	µg/L	EPA 8270Cm	-88	-88			GN
2012/13-4	MO-VEN	srgt environ, rec	4/9/2013	Organic	Nitrobenzene-d5	n/a	=	43	%	EPA 8270Cm	-88	-88	51	143	GN
2012/13-4	Lab	method blank	3/18/2013	Organic	N-Nitrosodimethylamine	n/a	<	0.14	µg/L	EPA 625	0.14	1			
2012/13-4	Lab	LCS	3/18/2013	Organic	N-Nitrosodimethylamine	n/a	=	22.3	µg/L	EPA 625	0.14	1			
2012/13-4	Lab	LCS, rec	3/18/2013	Organic	N-Nitrosodimethylamine	n/a	=	45	%	EPA 625	-88	-88	27	78	
2012/13-4	Lab	method blank	3/27/2013	Organic	N-Nitrosodimethylamine	n/a	<	0.14	µg/L	EPA 625	0.14	1			
2012/13-4	Lab	LCS	3/27/2013	Organic	N-Nitrosodimethylamine	n/a	=	15.4	µg/L	EPA 625	0.14	1			
2012/13-4	Lab	LCS, rec	3/27/2013	Organic	N-Nitrosodimethylamine	n/a	=	31	%	EPA 625	-88	-88	27	78	
2012/13-4	ME-CC	matrix spike	3/27/2013	Organic	N-Nitrosodimethylamine	n/a	=	29.9	µg/L	EPA 625	0.14	1			
2012/13-4	ME-CC	matrix spike, rec	3/27/2013	Organic	N-Nitrosodimethylamine	n/a	=	60	%	EPA 625	-88	-88	22	70	
2012/13-4	ME-CC	matrix spike dup	3/27/2013	Organic	N-Nitrosodimethylamine	n/a	=	20.5	µg/L	EPA 625	0.14	1			

Appendix F
Laboratory QA/QC Analysis Results

Event ID	Site ID	QAQC Sample Type	Analysis Date	Classification	Constituent	Fraction	Sign	Result	Units	Method	MDL	RL	QA Limit		DQOComp
													Min	Max	
2012/13-4	ME-CC	matrix spike dup, rec	3/27/2013	Organic	N-Nitrosodimethylamine	n/a	=	41	%	EPA 625	-88	-88	22	70	
2012/13-4	ME-CC	matrix spike, RPD	3/27/2013	Organic	N-Nitrosodimethylamine	n/a	=	37	%	EPA 625	-88	-88	0	30	IL
2012/13-4	MO-OXN	matrix spike	3/18/2013	Organic	N-Nitrosodimethylamine	n/a	=	26.6	µg/L	EPA 625	0.14	1			
2012/13-4	MO-OXN	matrix spike, rec	3/18/2013	Organic	N-Nitrosodimethylamine	n/a	=	53	%	EPA 625	-88	-88	22	70	
2012/13-4	MO-OXN	matrix spike dup	3/18/2013	Organic	N-Nitrosodimethylamine	n/a	=	27	µg/L	EPA 625	0.14	1			
2012/13-4	MO-OXN	matrix spike dup, rec	3/18/2013	Organic	N-Nitrosodimethylamine	n/a	=	54	%	EPA 625	-88	-88	22	70	
2012/13-4	MO-OXN	matrix spike, RPD	3/18/2013	Organic	N-Nitrosodimethylamine	n/a	=	2	%	EPA 625	-88	-88	0	30	
2012/13-4	Lab	method blank	3/18/2013	Organic	N-Nitrosodi-N-propylamine	n/a	<	0.26	µg/L	EPA 625	0.26	1			
2012/13-4	Lab	LCS	3/18/2013	Organic	N-Nitrosodi-N-propylamine	n/a	=	37.5	µg/L	EPA 625	0.26	1			
2012/13-4	Lab	LCS, rec	3/18/2013	Organic	N-Nitrosodi-N-propylamine	n/a	=	75	%	EPA 625	-88	-88	0.1	230	
2012/13-4	Lab	method blank	3/27/2013	Organic	N-Nitrosodi-N-propylamine	n/a	<	0.26	µg/L	EPA 625	0.26	1			
2012/13-4	Lab	LCS	3/27/2013	Organic	N-Nitrosodi-N-propylamine	n/a	=	30.8	µg/L	EPA 625	0.26	1			
2012/13-4	Lab	LCS, rec	3/27/2013	Organic	N-Nitrosodi-N-propylamine	n/a	=	62	%	EPA 625	-88	-88	0.1	230	
2012/13-4	ME-CC	matrix spike	3/27/2013	Organic	N-Nitrosodi-N-propylamine	n/a	=	33.4	µg/L	EPA 625	0.26	1			
2012/13-4	ME-CC	matrix spike, rec	3/27/2013	Organic	N-Nitrosodi-N-propylamine	n/a	=	67	%	EPA 625	-88	-88	0.1	230	
2012/13-4	ME-CC	matrix spike dup	3/27/2013	Organic	N-Nitrosodi-N-propylamine	n/a	=	19.7	µg/L	EPA 625	0.26	1			
2012/13-4	ME-CC	matrix spike dup, rec	3/27/2013	Organic	N-Nitrosodi-N-propylamine	n/a	=	39	%	EPA 625	-88	-88	0.1	230	
2012/13-4	ME-CC	matrix spike, RPD	3/27/2013	Organic	N-Nitrosodi-N-propylamine	n/a	=	51	%	EPA 625	-88	-88	0	30	IL
2012/13-4	MO-OXN	matrix spike	3/18/2013	Organic	N-Nitrosodi-N-propylamine	n/a	=	40.4	µg/L	EPA 625	0.26	1			
2012/13-4	MO-OXN	matrix spike, rec	3/18/2013	Organic	N-Nitrosodi-N-propylamine	n/a	=	81	%	EPA 625	-88	-88	0.1	230	
2012/13-4	MO-OXN	matrix spike dup	3/18/2013	Organic	N-Nitrosodi-N-propylamine	n/a	=	37	µg/L	EPA 625	0.26	1			
2012/13-4	MO-OXN	matrix spike dup, rec	3/18/2013	Organic	N-Nitrosodi-N-propylamine	n/a	=	74	%	EPA 625	-88	-88	0.1	230	
2012/13-4	MO-OXN	matrix spike, RPD	3/18/2013	Organic	N-Nitrosodi-N-propylamine	n/a	=	9	%	EPA 625	-88	-88	0	30	
2012/13-4	Lab	method blank	3/18/2013	Organic	N-Nitrosodiphenylamine	n/a	<	0.19	µg/L	EPA 625	0.19	1			
2012/13-4	Lab	LCS	3/18/2013	Organic	N-Nitrosodiphenylamine	n/a	=	31.3	µg/L	EPA 625	0.19	1			
2012/13-4	Lab	LCS, rec	3/18/2013	Organic	N-Nitrosodiphenylamine	n/a	=	63	%	EPA 625	-88	-88	48	129	
2012/13-4	Lab	method blank	3/27/2013	Organic	N-Nitrosodiphenylamine	n/a	<	0.19	µg/L	EPA 625	0.19	1			
2012/13-4	Lab	LCS	3/27/2013	Organic	N-Nitrosodiphenylamine	n/a	=	29.1	µg/L	EPA 625	0.19	1			
2012/13-4	Lab	LCS, rec	3/27/2013	Organic	N-Nitrosodiphenylamine	n/a	=	58	%	EPA 625	-88	-88	48	129	
2012/13-4	ME-CC	matrix spike	3/27/2013	Organic	N-Nitrosodiphenylamine	n/a	=	20.6	µg/L	EPA 625	0.19	1			
2012/13-4	ME-CC	matrix spike, rec	3/27/2013	Organic	N-Nitrosodiphenylamine	n/a	=	41	%	EPA 625	-88	-88	17	138	
2012/13-4	ME-CC	matrix spike dup	3/27/2013	Organic	N-Nitrosodiphenylamine	n/a	=	13.9	µg/L	EPA 625	0.19	1			
2012/13-4	ME-CC	matrix spike dup, rec	3/27/2013	Organic	N-Nitrosodiphenylamine	n/a	=	28	%	EPA 625	-88	-88	17	138	
2012/13-4	ME-CC	matrix spike, RPD	3/27/2013	Organic	N-Nitrosodiphenylamine	n/a	=	39	%	EPA 625	-88	-88	0	30	IL
2012/13-4	MO-OXN	matrix spike	3/18/2013	Organic	N-Nitrosodiphenylamine	n/a	=	26.3	µg/L	EPA 625	0.19	1			
2012/13-4	MO-OXN	matrix spike, rec	3/18/2013	Organic	N-Nitrosodiphenylamine	n/a	=	53	%	EPA 625	-88	-88	17	138	
2012/13-4	MO-OXN	matrix spike dup	3/18/2013	Organic	N-Nitrosodiphenylamine	n/a	=	28.5	µg/L	EPA 625	0.19	1			
2012/13-4	MO-OXN	matrix spike dup, rec	3/18/2013	Organic	N-Nitrosodiphenylamine	n/a	=	57	%	EPA 625	-88	-88	17	138	
2012/13-4	MO-OXN	matrix spike, RPD	3/18/2013	Organic	N-Nitrosodiphenylamine	n/a	=	8	%	EPA 625	-88	-88	0	30	
2012/13-4	Lab	srgt method blank	3/26/2013	Organic	Perylene-d12	n/a	=	4.04	µg/L	EPA 525.2	-88	-88			
2012/13-4	Lab	srgt method blank, rec	3/26/2013	Organic	Perylene-d12	n/a	=	81	%	EPA 525.2	-88	-88	48	141	
2012/13-4	Lab	srgt LCS	3/26/2013	Organic	Perylene-d12	n/a	=	5.45	µg/L	EPA 525.2	-88	-88			
2012/13-4	Lab	srgt LCS, rec	3/26/2013	Organic	Perylene-d12	n/a	=	109	%	EPA 525.2	-88	-88	48	141	
2012/13-4	Lab	srgt LCS dup	3/26/2013	Organic	Perylene-d12	n/a	=	5.44	µg/L	EPA 525.2	-88	-88			
2012/13-4	Lab	srgt LCS dup, rec	3/26/2013	Organic	Perylene-d12	n/a	=	109	%	EPA 525.2	-88	-88	48	141	
2012/13-4	Lab	srgt method blank	4/5/2013	Organic	Perylene-d12	n/a	=	3.29	µg/L	EPA 525.2	-88	-88			
2012/13-4	Lab	srgt method blank, rec	4/5/2013	Organic	Perylene-d12	n/a	=	66	%	EPA 525.2	-88	-88	48	141	

Appendix F
Laboratory QA/QC Analysis Results

Event ID	Site ID	QAQC Sample Type	Analysis Date	Classification	Constituent	Fraction	Sign	Result	Units	Method	MDL	RL	QA Limit		DQOComp
													Min	Max	
2012/13-4	Lab	srgt LCS	4/5/2013	Organic	Perylene-d12	n/a	=	4.65	µg/L	EPA 525.2	-88	-88			
2012/13-4	Lab	srgt LCS, rec	4/5/2013	Organic	Perylene-d12	n/a	=	93	%	EPA 525.2	-88	-88	48	141	
2012/13-4	ME-CC	srgt environ	4/6/2013	Organic	Perylene-d12	n/a	=	1.72	µg/L	EPA 525.2	-88	-88			GN
2012/13-4	ME-CC	srgt environ, rec	4/6/2013	Organic	Perylene-d12	n/a	=	34	%	EPA 525.2	-88	-88	48	141	GN
2012/13-4	ME-SCR	srgt environ	3/26/2013	Organic	Perylene-d12	n/a	=	4.86	µg/L	EPA 525.2	-88	-88			
2012/13-4	ME-SCR	srgt environ, rec	3/26/2013	Organic	Perylene-d12	n/a	=	97	%	EPA 525.2	-88	-88	48	141	
2012/13-4	ME-VR2	srgt environ	3/26/2013	Organic	Perylene-d12	n/a	=	4.83	µg/L	EPA 525.2	-88	-88			
2012/13-4	ME-VR2	srgt environ, rec	3/26/2013	Organic	Perylene-d12	n/a	=	97	%	EPA 525.2	-88	-88	48	141	
2012/13-4	MO-CAM	srgt environ	3/26/2013	Organic	Perylene-d12	n/a	=	2.89	µg/L	EPA 525.2	-88	-88			
2012/13-4	MO-CAM	srgt environ, rec	3/26/2013	Organic	Perylene-d12	n/a	=	58	%	EPA 525.2	-88	-88	48	141	
2012/13-4	MO-FIL	srgt environ	3/26/2013	Organic	Perylene-d12	n/a	=	2.55	µg/L	EPA 525.2	-88	-88			
2012/13-4	MO-FIL	srgt environ, rec	3/26/2013	Organic	Perylene-d12	n/a	=	51	%	EPA 525.2	-88	-88	48	141	
2012/13-4	MO-HUE	srgt environ	4/6/2013	Organic	Perylene-d12	n/a	=	1.69	µg/L	EPA 525.2	-88	-88			GN
2012/13-4	MO-HUE	srgt environ, rec	4/6/2013	Organic	Perylene-d12	n/a	=	34	%	EPA 525.2	-88	-88	48	141	GN
2012/13-4	MO-MEI	srgt environ	3/26/2013	Organic	Perylene-d12	n/a	=	2.23	µg/L	EPA 525.2	-88	-88			GN
2012/13-4	MO-MEI	srgt environ, rec	3/26/2013	Organic	Perylene-d12	n/a	=	45	%	EPA 525.2	-88	-88	48	141	GN
2012/13-4	MO-MPK	srgt environ	4/6/2013	Organic	Perylene-d12	n/a	=	1.91	µg/L	EPA 525.2	-88	-88			GN
2012/13-4	MO-MPK	srgt environ, rec	4/6/2013	Organic	Perylene-d12	n/a	=	38	%	EPA 525.2	-88	-88	48	141	GN
2012/13-4	MO-OJA	srgt environ	3/26/2013	Organic	Perylene-d12	n/a	=	2.56	µg/L	EPA 525.2	-88	-88			
2012/13-4	MO-OJA	srgt environ, rec	3/26/2013	Organic	Perylene-d12	n/a	=	51	%	EPA 525.2	-88	-88	48	141	
2012/13-4	MO-OXN	srgt matrix spike	4/5/2013	Organic	Perylene-d12	n/a	=	1.62	µg/L	EPA 525.2	-88	-88			GN
2012/13-4	MO-OXN	srgt matrix spike, rec	4/5/2013	Organic	Perylene-d12	n/a	=	32	%	EPA 525.2	-88	-88	48	141	GN
2012/13-4	MO-OXN	srgt matrix spike dup	4/5/2013	Organic	Perylene-d12	n/a	=	1.63	µg/L	EPA 525.2	-88	-88			GN
2012/13-4	MO-OXN	srgt matrix spike dup, rec	4/5/2013	Organic	Perylene-d12	n/a	=	33	%	EPA 525.2	-88	-88	48	141	GN
2012/13-4	MO-OXN	srgt environ	4/6/2013	Organic	Perylene-d12	n/a	=	1.73	µg/L	EPA 525.2	-88	-88			GN
2012/13-4	MO-OXN	srgt environ, rec	4/6/2013	Organic	Perylene-d12	n/a	=	35	%	EPA 525.2	-88	-88	48	141	GN
2012/13-4	MO-SIM	srgt environ	3/26/2013	Organic	Perylene-d12	n/a	=	2.21	µg/L	EPA 525.2	-88	-88			GN
2012/13-4	MO-SIM	srgt environ, rec	3/26/2013	Organic	Perylene-d12	n/a	=	44	%	EPA 525.2	-88	-88	48	141	GN
2012/13-4	MO-SPA	srgt environ	3/26/2013	Organic	Perylene-d12	n/a	=	2.74	µg/L	EPA 525.2	-88	-88			
2012/13-4	MO-SPA	srgt environ, rec	3/26/2013	Organic	Perylene-d12	n/a	=	55	%	EPA 525.2	-88	-88	48	141	
2012/13-4	MO-THO	srgt environ	4/6/2013	Organic	Perylene-d12	n/a	=	2.07	µg/L	EPA 525.2	-88	-88			GN
2012/13-4	MO-THO	srgt environ, rec	4/6/2013	Organic	Perylene-d12	n/a	=	41	%	EPA 525.2	-88	-88	48	141	GN
2012/13-4	MO-VEN	srgt environ	3/26/2013	Organic	Perylene-d12	n/a	=	2.21	µg/L	EPA 525.2	-88	-88			GN
2012/13-4	MO-VEN	srgt environ, rec	3/26/2013	Organic	Perylene-d12	n/a	=	44	%	EPA 525.2	-88	-88	48	141	GN
2012/13-4	Lab	method blank	4/9/2013	Organic	Phenanthrene	n/a	<	0.1	µg/L	EPA 8270Cm	0.1	0.1			
2012/13-4	Lab	LCS	4/9/2013	Organic	Phenanthrene	n/a	=	7.25	µg/L	EPA 8270Cm	0.1	0.1			
2012/13-4	Lab	LCS, rec	4/9/2013	Organic	Phenanthrene	n/a	=	72	%	EPA 8270Cm	-88	-88	54	120	
2012/13-4	ME-CC	matrix spike	4/9/2013	Organic	Phenanthrene	n/a	=	6.89	µg/L	EPA 8270Cm	0.1	0.1			
2012/13-4	ME-CC	matrix spike, rec	4/9/2013	Organic	Phenanthrene	n/a	=	69	%	EPA 8270Cm	-88	-88	54	120	
2012/13-4	ME-CC	matrix spike dup	4/9/2013	Organic	Phenanthrene	n/a	=	6.75	µg/L	EPA 8270Cm	0.1	0.1			
2012/13-4	ME-CC	matrix spike dup, rec	4/9/2013	Organic	Phenanthrene	n/a	=	68	%	EPA 8270Cm	-88	-88	54	120	
2012/13-4	ME-CC	matrix spike, RPD	4/9/2013	Organic	Phenanthrene	n/a	=	2	%	EPA 8270Cm	-88	-88	0	30	
2012/13-4	Lab	method blank	4/11/2013	Organic	Phenol	n/a	<	0.35	µg/L	EPA 8270Cm	0.35	1			
2012/13-4	Lab	LCS	4/11/2013	Organic	Phenol	n/a	=	2.19	µg/L	EPA 8270Cm	0.35	1			
2012/13-4	Lab	LCS, rec	4/11/2013	Organic	Phenol	n/a	=	22	%	EPA 8270Cm	-88	-88	14	40	
2012/13-4	ME-CC	matrix spike	4/11/2013	Organic	Phenol	n/a	=	3.17	µg/L	EPA 8270Cm	0.35	1			
2012/13-4	ME-CC	matrix spike, rec	4/11/2013	Organic	Phenol	n/a	=	32	%	EPA 8270Cm	-88	-88	14	50	

Appendix F
Laboratory QA/QC Analysis Results

Event ID	Site ID	QAQC Sample Type	Analysis Date	Classification	Constituent	Fraction	Sign	Result	Units	Method	MDL	RL	QA Limit		DQOComp
													Min	Max	
2012/13-4	ME-CC	matrix spike dup	4/11/2013	Organic	Phenol	n/a	=	3.06	µg/L	EPA 8270Cm	0.35	1			
2012/13-4	ME-CC	matrix spike dup, rec	4/11/2013	Organic	Phenol	n/a	=	31	%	EPA 8270Cm	-88	-88	14	50	
2012/13-4	ME-CC	matrix spike, RPD	4/11/2013	Organic	Phenol	n/a	=	4	%	EPA 8270Cm	-88	-88	0	30	
2012/13-4	Lab	srgt method blank	3/18/2013	Organic	Phenol-d5	n/a	=	24.6	µg/L	EPA 625	-88	-88			
2012/13-4	Lab	srgt method blank, rec	3/18/2013	Organic	Phenol-d5	n/a	=	25	%	EPA 625	-88	-88	2	70	
2012/13-4	Lab	srgt LCS	3/18/2013	Organic	Phenol-d5	n/a	=	27.6	µg/L	EPA 625	-88	-88			
2012/13-4	Lab	srgt LCS, rec	3/18/2013	Organic	Phenol-d5	n/a	=	28	%	EPA 625	-88	-88	2	70	
2012/13-4	Lab	srgt method blank	3/27/2013	Organic	Phenol-d5	n/a	=	28.7	µg/L	EPA 625	-88	-88			
2012/13-4	Lab	srgt method blank, rec	3/27/2013	Organic	Phenol-d5	n/a	=	29	%	EPA 625	-88	-88	2	70	
2012/13-4	Lab	srgt LCS	3/27/2013	Organic	Phenol-d5	n/a	=	20.1	µg/L	EPA 625	-88	-88			
2012/13-4	Lab	srgt LCS, rec	3/27/2013	Organic	Phenol-d5	n/a	=	20	%	EPA 625	-88	-88	2	70	
2012/13-4	Lab	srgt method blank	4/11/2013	Organic	Phenol-d5	n/a	=	2.56	µg/L	EPA 8270Cm	-88	-88			
2012/13-4	Lab	srgt method blank, rec	4/11/2013	Organic	Phenol-d5	n/a	=	26	%	EPA 8270Cm	-88	-88	13	58	
2012/13-4	Lab	srgt LCS	4/11/2013	Organic	Phenol-d5	n/a	=	2.29	µg/L	EPA 8270Cm	-88	-88			
2012/13-4	Lab	srgt LCS, rec	4/11/2013	Organic	Phenol-d5	n/a	=	23	%	EPA 8270Cm	-88	-88	13	58	
2012/13-4	ME-CC	srgt matrix spike	3/27/2013	Organic	Phenol-d5	n/a	=	36.2	µg/L	EPA 625	-88	-88			
2012/13-4	ME-CC	srgt matrix spike, rec	3/27/2013	Organic	Phenol-d5	n/a	=	36	%	EPA 625	-88	-88	2	70	
2012/13-4	ME-CC	srgt matrix spike dup	3/27/2013	Organic	Phenol-d5	n/a	=	26.1	µg/L	EPA 625	-88	-88			
2012/13-4	ME-CC	srgt matrix spike dup, rec	3/27/2013	Organic	Phenol-d5	n/a	=	26	%	EPA 625	-88	-88	2	70	
2012/13-4	ME-CC	srgt environ	3/28/2013	Organic	Phenol-d5	n/a	=	27.8	µg/L	EPA 625	-88	-88			
2012/13-4	ME-CC	srgt environ, rec	3/28/2013	Organic	Phenol-d5	n/a	=	28	%	EPA 625	-88	-88	2	70	
2012/13-4	ME-CC	srgt matrix spike	4/11/2013	Organic	Phenol-d5	n/a	=	3.35	µg/L	EPA 8270Cm	-88	-88			
2012/13-4	ME-CC	srgt matrix spike, rec	4/11/2013	Organic	Phenol-d5	n/a	=	34	%	EPA 8270Cm	-88	-88	13	58	
2012/13-4	ME-CC	srgt matrix spike dup	4/11/2013	Organic	Phenol-d5	n/a	=	3.2	µg/L	EPA 8270Cm	-88	-88			
2012/13-4	ME-CC	srgt matrix spike dup, rec	4/11/2013	Organic	Phenol-d5	n/a	=	32	%	EPA 8270Cm	-88	-88	13	58	
2012/13-4	ME-CC	srgt environ	4/11/2013	Organic	Phenol-d5	n/a	=	3.37	µg/L	EPA 8270Cm	-88	-88			
2012/13-4	ME-CC	srgt environ, rec	4/11/2013	Organic	Phenol-d5	n/a	=	34	%	EPA 8270Cm	-88	-88	13	58	
2012/13-4	ME-SCR	srgt environ	3/18/2013	Organic	Phenol-d5	n/a	=	83.4	µg/L	EPA 625	-88	-88			GN
2012/13-4	ME-SCR	srgt environ, rec	3/18/2013	Organic	Phenol-d5	n/a	=	83	%	EPA 625	-88	-88	2	70	GN
2012/13-4	ME-SCR	srgt environ	4/11/2013	Organic	Phenol-d5	n/a	=	4.15	µg/L	EPA 8270Cm	-88	-88			
2012/13-4	ME-SCR	srgt environ, rec	4/11/2013	Organic	Phenol-d5	n/a	=	42	%	EPA 8270Cm	-88	-88	13	58	
2012/13-4	ME-VR2	srgt environ	3/18/2013	Organic	Phenol-d5	n/a	=	36.6	µg/L	EPA 625	-88	-88			
2012/13-4	ME-VR2	srgt environ, rec	3/18/2013	Organic	Phenol-d5	n/a	=	37	%	EPA 625	-88	-88	2	70	
2012/13-4	ME-VR2	srgt environ	4/11/2013	Organic	Phenol-d5	n/a	=	3.57	µg/L	EPA 8270Cm	-88	-88			
2012/13-4	ME-VR2	srgt environ, rec	4/11/2013	Organic	Phenol-d5	n/a	=	36	%	EPA 8270Cm	-88	-88	13	58	
2012/13-4	MO-CAM	srgt environ	3/19/2013	Organic	Phenol-d5	n/a	=	19.9	µg/L	EPA 625	-88	-88			
2012/13-4	MO-CAM	srgt environ, rec	3/19/2013	Organic	Phenol-d5	n/a	=	20	%	EPA 625	-88	-88	2	70	
2012/13-4	MO-CAM	srgt environ	4/11/2013	Organic	Phenol-d5	n/a	=	1.75	µg/L	EPA 8270Cm	-88	-88			
2012/13-4	MO-CAM	srgt environ, rec	4/11/2013	Organic	Phenol-d5	n/a	=	18	%	EPA 8270Cm	-88	-88	13	58	
2012/13-4	MO-FIL	srgt environ	3/19/2013	Organic	Phenol-d5	n/a	=	35.2	µg/L	EPA 625	-88	-88			
2012/13-4	MO-FIL	srgt environ, rec	3/19/2013	Organic	Phenol-d5	n/a	=	35	%	EPA 625	-88	-88	2	70	
2012/13-4	MO-FIL	srgt environ	4/11/2013	Organic	Phenol-d5	n/a	=	3.76	µg/L	EPA 8270Cm	-88	-88			
2012/13-4	MO-FIL	srgt environ, rec	4/11/2013	Organic	Phenol-d5	n/a	=	38	%	EPA 8270Cm	-88	-88	13	58	
2012/13-4	MO-HUE	srgt environ	3/19/2013	Organic	Phenol-d5	n/a	=	30.9	µg/L	EPA 625	-88	-88			
2012/13-4	MO-HUE	srgt environ, rec	3/19/2013	Organic	Phenol-d5	n/a	=	31	%	EPA 625	-88	-88	2	70	
2012/13-4	MO-HUE	srgt environ	4/11/2013	Organic	Phenol-d5	n/a	=	2.15	µg/L	EPA 8270Cm	-88	-88			
2012/13-4	MO-HUE	srgt environ, rec	4/11/2013	Organic	Phenol-d5	n/a	=	22	%	EPA 8270Cm	-88	-88	13	58	

Appendix F
Laboratory QA/QC Analysis Results

Event ID	Site ID	QAQC Sample Type	Analysis Date	Classification	Constituent	Fraction	Sign	Result	Units	Method	MDL	RL	QA Limit		DQOComp
													Min	Max	
2012/13-4	MO-MEI	srgt environ	3/19/2013	Organic	Phenol-d5	n/a	=	32.4	µg/L	EPA 625	-88	-88			D
2012/13-4	MO-MEI	srgt environ, rec	3/19/2013	Organic	Phenol-d5	n/a	=	29	%	EPA 625	-88	-88	2	70	D
2012/13-4	MO-MEI	srgt environ	4/11/2013	Organic	Phenol-d5	n/a	=	1.5	µg/L	EPA 8270Cm	-88	-88			D
2012/13-4	MO-MEI	srgt environ, rec	4/11/2013	Organic	Phenol-d5	n/a	=	14	%	EPA 8270Cm	-88	-88	13	58	D
2012/13-4	MO-MPK	srgt environ	3/19/2013	Organic	Phenol-d5	n/a	=	14.9	µg/L	EPA 625	-88	-88			D
2012/13-4	MO-MPK	srgt environ, rec	3/19/2013	Organic	Phenol-d5	n/a	=	15	%	EPA 625	-88	-88	2	70	D
2012/13-4	MO-MPK	srgt environ	4/11/2013	Organic	Phenol-d5	n/a	=	1.74	µg/L	EPA 8270Cm	-88	-88			
2012/13-4	MO-MPK	srgt environ, rec	4/11/2013	Organic	Phenol-d5	n/a	=	17	%	EPA 8270Cm	-88	-88	13	58	
2012/13-4	MO-OJA	srgt environ	3/19/2013	Organic	Phenol-d5	n/a	=	27.9	µg/L	EPA 625	-88	-88			D
2012/13-4	MO-OJA	srgt environ, rec	3/19/2013	Organic	Phenol-d5	n/a	=	28	%	EPA 625	-88	-88	2	70	D
2012/13-4	MO-OJA	srgt environ	4/11/2013	Organic	Phenol-d5	n/a	=	1.66	µg/L	EPA 8270Cm	-88	-88			
2012/13-4	MO-OJA	srgt environ, rec	4/11/2013	Organic	Phenol-d5	n/a	=	17	%	EPA 8270Cm	-88	-88	13	58	
2012/13-4	MO-OXN	srgt matrix spike	3/18/2013	Organic	Phenol-d5	n/a	=	42.4	µg/L	EPA 625	-88	-88			
2012/13-4	MO-OXN	srgt matrix spike, rec	3/18/2013	Organic	Phenol-d5	n/a	=	42	%	EPA 625	-88	-88	2	70	
2012/13-4	MO-OXN	srgt matrix spike dup	3/18/2013	Organic	Phenol-d5	n/a	=	41.4	µg/L	EPA 625	-88	-88			
2012/13-4	MO-OXN	srgt matrix spike dup, rec	3/18/2013	Organic	Phenol-d5	n/a	=	41	%	EPA 625	-88	-88	2	70	
2012/13-4	MO-OXN	srgt environ	3/19/2013	Organic	Phenol-d5	n/a	=	26.8	µg/L	EPA 625	-88	-88			
2012/13-4	MO-OXN	srgt environ, rec	3/19/2013	Organic	Phenol-d5	n/a	=	27	%	EPA 625	-88	-88	2	70	
2012/13-4	MO-OXN	srgt environ	4/11/2013	Organic	Phenol-d5	n/a	=	3.87	µg/L	EPA 8270Cm	-88	-88			
2012/13-4	MO-OXN	srgt environ, rec	4/11/2013	Organic	Phenol-d5	n/a	=	39	%	EPA 8270Cm	-88	-88	13	58	
2012/13-4	MO-SIM	srgt environ	3/19/2013	Organic	Phenol-d5	n/a	=	20	µg/L	EPA 625	-88	-88			D
2012/13-4	MO-SIM	srgt environ, rec	3/19/2013	Organic	Phenol-d5	n/a	=	20	%	EPA 625	-88	-88	2	70	D
2012/13-4	MO-SIM	srgt environ	4/11/2013	Organic	Phenol-d5	n/a	=	1.99	µg/L	EPA 8270Cm	-88	-88			
2012/13-4	MO-SIM	srgt environ, rec	4/11/2013	Organic	Phenol-d5	n/a	=	20	%	EPA 8270Cm	-88	-88	13	58	
2012/13-4	MO-SPA	srgt environ	3/19/2013	Organic	Phenol-d5	n/a	=	25.7	µg/L	EPA 625	-88	-88			
2012/13-4	MO-SPA	srgt environ, rec	3/19/2013	Organic	Phenol-d5	n/a	=	26	%	EPA 625	-88	-88	2	70	
2012/13-4	MO-SPA	srgt environ	4/11/2013	Organic	Phenol-d5	n/a	=	1.99	µg/L	EPA 8270Cm	-88	-88			
2012/13-4	MO-SPA	srgt environ, rec	4/11/2013	Organic	Phenol-d5	n/a	=	20	%	EPA 8270Cm	-88	-88	13	58	
2012/13-4	MO-THO	srgt environ	3/19/2013	Organic	Phenol-d5	n/a	=	26.3	µg/L	EPA 625	-88	-88			D
2012/13-4	MO-THO	srgt environ, rec	3/19/2013	Organic	Phenol-d5	n/a	=	26	%	EPA 625	-88	-88	2	70	D
2012/13-4	MO-THO	srgt environ	4/11/2013	Organic	Phenol-d5	n/a	=	2.03	µg/L	EPA 8270Cm	-88	-88			
2012/13-4	MO-THO	srgt environ, rec	4/11/2013	Organic	Phenol-d5	n/a	=	20	%	EPA 8270Cm	-88	-88	13	58	
2012/13-4	MO-VEN	srgt environ	3/19/2013	Organic	Phenol-d5	n/a	=	21.2	µg/L	EPA 625	-88	-88			D
2012/13-4	MO-VEN	srgt environ, rec	3/19/2013	Organic	Phenol-d5	n/a	=	21	%	EPA 625	-88	-88	2	70	D
2012/13-4	MO-VEN	srgt environ	4/11/2013	Organic	Phenol-d5	n/a	=	1.51	µg/L	EPA 8270Cm	-88	-88			
2012/13-4	MO-VEN	srgt environ, rec	4/11/2013	Organic	Phenol-d5	n/a	=	14	%	EPA 8270Cm	-88	-88	13	58	
2012/13-4	Lab	srgt method blank	3/18/2013	Organic	p-Terphenyl-d14	n/a	=	37.8	µg/L	EPA 625	-88	-88			
2012/13-4	Lab	srgt method blank, rec	3/18/2013	Organic	p-Terphenyl-d14	n/a	=	76	%	EPA 625	-88	-88	6	145	
2012/13-4	Lab	srgt LCS	3/18/2013	Organic	p-Terphenyl-d14	n/a	=	41.2	µg/L	EPA 625	-88	-88			
2012/13-4	Lab	srgt LCS, rec	3/18/2013	Organic	p-Terphenyl-d14	n/a	=	82	%	EPA 625	-88	-88	6	145	
2012/13-4	Lab	srgt method blank	3/27/2013	Organic	p-Terphenyl-d14	n/a	=	44.2	µg/L	EPA 625	-88	-88			
2012/13-4	Lab	srgt method blank, rec	3/27/2013	Organic	p-Terphenyl-d14	n/a	=	88	%	EPA 625	-88	-88	6	145	
2012/13-4	Lab	srgt LCS	3/27/2013	Organic	p-Terphenyl-d14	n/a	=	38.9	µg/L	EPA 625	-88	-88			
2012/13-4	Lab	srgt LCS, rec	3/27/2013	Organic	p-Terphenyl-d14	n/a	=	78	%	EPA 625	-88	-88	6	145	
2012/13-4	Lab	srgt method blank	4/9/2013	Organic	p-Terphenyl-d14	n/a	=	3.74	µg/L	EPA 8270Cm	-88	-88			
2012/13-4	Lab	srgt method blank, rec	4/9/2013	Organic	p-Terphenyl-d14	n/a	=	75	%	EPA 8270Cm	-88	-88	19	134	
2012/13-4	Lab	srgt LCS	4/9/2013	Organic	p-Terphenyl-d14	n/a	=	3.55	µg/L	EPA 8270Cm	-88	-88			

Appendix F
Laboratory QA/QC Analysis Results

Event ID	Site ID	QAQC Sample Type	Analysis Date	Classification	Constituent	Fraction	Sign	Result	Units	Method	MDL	RL	QA Limit		DQOComp
													Min	Max	
2012/13-4	Lab	srgt LCS, rec	4/9/2013	Organic	p-Terphenyl-d14	n/a	=	71	%	EPA 8270Cm	-88	-88	19	134	
2012/13-4	ME-CC	srgt matrix spike	3/27/2013	Organic	p-Terphenyl-d14	n/a	=	40	µg/L	EPA 625	-88	-88			
2012/13-4	ME-CC	srgt matrix spike, rec	3/27/2013	Organic	p-Terphenyl-d14	n/a	=	80	%	EPA 625	-88	-88	6	145	
2012/13-4	ME-CC	srgt matrix spike dup	3/27/2013	Organic	p-Terphenyl-d14	n/a	=	25.9	µg/L	EPA 625	-88	-88			
2012/13-4	ME-CC	srgt matrix spike dup, rec	3/27/2013	Organic	p-Terphenyl-d14	n/a	=	52	%	EPA 625	-88	-88	6	145	
2012/13-4	ME-CC	srgt environ	3/28/2013	Organic	p-Terphenyl-d14	n/a	=	33.8	µg/L	EPA 625	-88	-88			
2012/13-4	ME-CC	srgt environ, rec	3/28/2013	Organic	p-Terphenyl-d14	n/a	=	68	%	EPA 625	-88	-88	6	145	
2012/13-4	ME-CC	srgt matrix spike	4/9/2013	Organic	p-Terphenyl-d14	n/a	=	3.45	µg/L	EPA 8270Cm	-88	-88			
2012/13-4	ME-CC	srgt matrix spike, rec	4/9/2013	Organic	p-Terphenyl-d14	n/a	=	69	%	EPA 8270Cm	-88	-88	19	134	
2012/13-4	ME-CC	srgt matrix spike dup	4/9/2013	Organic	p-Terphenyl-d14	n/a	=	3.28	µg/L	EPA 8270Cm	-88	-88			
2012/13-4	ME-CC	srgt matrix spike dup, rec	4/9/2013	Organic	p-Terphenyl-d14	n/a	=	66	%	EPA 8270Cm	-88	-88	19	134	
2012/13-4	ME-CC	srgt environ	4/10/2013	Organic	p-Terphenyl-d14	n/a	=	3.67	µg/L	EPA 8270Cm	-88	-88			
2012/13-4	ME-CC	srgt environ, rec	4/10/2013	Organic	p-Terphenyl-d14	n/a	=	73	%	EPA 8270Cm	-88	-88	19	134	
2012/13-4	ME-SCR	srgt environ	3/18/2013	Organic	p-Terphenyl-d14	n/a	=	72.5	µg/L	EPA 625	-88	-88			
2012/13-4	ME-SCR	srgt environ, rec	3/18/2013	Organic	p-Terphenyl-d14	n/a	=	145	%	EPA 625	-88	-88	6	145	
2012/13-4	ME-SCR	srgt environ	4/9/2013	Organic	p-Terphenyl-d14	n/a	=	3.55	µg/L	EPA 8270Cm	-88	-88			
2012/13-4	ME-SCR	srgt environ, rec	4/9/2013	Organic	p-Terphenyl-d14	n/a	=	71	%	EPA 8270Cm	-88	-88	19	134	
2012/13-4	ME-VR2	srgt environ	3/18/2013	Organic	p-Terphenyl-d14	n/a	=	38.6	µg/L	EPA 625	-88	-88			
2012/13-4	ME-VR2	srgt environ, rec	3/18/2013	Organic	p-Terphenyl-d14	n/a	=	77	%	EPA 625	-88	-88	6	145	
2012/13-4	ME-VR2	srgt environ	4/9/2013	Organic	p-Terphenyl-d14	n/a	=	3.66	µg/L	EPA 8270Cm	-88	-88			
2012/13-4	ME-VR2	srgt environ, rec	4/9/2013	Organic	p-Terphenyl-d14	n/a	=	73	%	EPA 8270Cm	-88	-88	19	134	
2012/13-4	MO-CAM	srgt environ	3/19/2013	Organic	p-Terphenyl-d14	n/a	=	31	µg/L	EPA 625	-88	-88			
2012/13-4	MO-CAM	srgt environ, rec	3/19/2013	Organic	p-Terphenyl-d14	n/a	=	62	%	EPA 625	-88	-88	6	145	
2012/13-4	MO-CAM	srgt environ	4/9/2013	Organic	p-Terphenyl-d14	n/a	=	3.1	µg/L	EPA 8270Cm	-88	-88			
2012/13-4	MO-CAM	srgt environ, rec	4/9/2013	Organic	p-Terphenyl-d14	n/a	=	62	%	EPA 8270Cm	-88	-88	19	134	
2012/13-4	MO-FIL	srgt environ	3/19/2013	Organic	p-Terphenyl-d14	n/a	=	29	µg/L	EPA 625	-88	-88			
2012/13-4	MO-FIL	srgt environ, rec	3/19/2013	Organic	p-Terphenyl-d14	n/a	=	58	%	EPA 625	-88	-88	6	145	
2012/13-4	MO-FIL	srgt environ	4/9/2013	Organic	p-Terphenyl-d14	n/a	=	3.68	µg/L	EPA 8270Cm	-88	-88			
2012/13-4	MO-FIL	srgt environ, rec	4/9/2013	Organic	p-Terphenyl-d14	n/a	=	74	%	EPA 8270Cm	-88	-88	19	134	
2012/13-4	MO-HUE	srgt environ	3/19/2013	Organic	p-Terphenyl-d14	n/a	=	38.4	µg/L	EPA 625	-88	-88			
2012/13-4	MO-HUE	srgt environ, rec	3/19/2013	Organic	p-Terphenyl-d14	n/a	=	77	%	EPA 625	-88	-88	6	145	
2012/13-4	MO-HUE	srgt environ	4/10/2013	Organic	p-Terphenyl-d14	n/a	=	3.74	µg/L	EPA 8270Cm	-88	-88			
2012/13-4	MO-HUE	srgt environ, rec	4/10/2013	Organic	p-Terphenyl-d14	n/a	=	75	%	EPA 8270Cm	-88	-88	19	134	
2012/13-4	MO-MEI	srgt environ	3/19/2013	Organic	p-Terphenyl-d14	n/a	=	49.1	µg/L	EPA 625	-88	-88			D
2012/13-4	MO-MEI	srgt environ, rec	3/19/2013	Organic	p-Terphenyl-d14	n/a	=	88	%	EPA 625	-88	-88	6	145	D
2012/13-4	MO-MEI	srgt environ	4/9/2013	Organic	p-Terphenyl-d14	n/a	=	4.6	µg/L	EPA 8270Cm	-88	-88			D
2012/13-4	MO-MEI	srgt environ, rec	4/9/2013	Organic	p-Terphenyl-d14	n/a	=	87	%	EPA 8270Cm	-88	-88	19	134	D
2012/13-4	MO-MPK	srgt environ	3/19/2013	Organic	p-Terphenyl-d14	n/a	=	31.9	µg/L	EPA 625	-88	-88			D
2012/13-4	MO-MPK	srgt environ, rec	3/19/2013	Organic	p-Terphenyl-d14	n/a	=	64	%	EPA 625	-88	-88	6	145	D
2012/13-4	MO-MPK	srgt environ	4/10/2013	Organic	p-Terphenyl-d14	n/a	=	2.87	µg/L	EPA 8270Cm	-88	-88			
2012/13-4	MO-MPK	srgt environ, rec	4/10/2013	Organic	p-Terphenyl-d14	n/a	=	57	%	EPA 8270Cm	-88	-88	19	134	
2012/13-4	MO-OJA	srgt environ	3/19/2013	Organic	p-Terphenyl-d14	n/a	=	45.2	µg/L	EPA 625	-88	-88			D
2012/13-4	MO-OJA	srgt environ, rec	3/19/2013	Organic	p-Terphenyl-d14	n/a	=	90	%	EPA 625	-88	-88	6	145	D
2012/13-4	MO-OJA	srgt environ	4/9/2013	Organic	p-Terphenyl-d14	n/a	=	2.91	µg/L	EPA 8270Cm	-88	-88			
2012/13-4	MO-OJA	srgt environ, rec	4/9/2013	Organic	p-Terphenyl-d14	n/a	=	58	%	EPA 8270Cm	-88	-88	19	134	
2012/13-4	MO-OXN	srgt matrix spike	3/18/2013	Organic	p-Terphenyl-d14	n/a	=	41.4	µg/L	EPA 625	-88	-88			
2012/13-4	MO-OXN	srgt matrix spike, rec	3/18/2013	Organic	p-Terphenyl-d14	n/a	=	83	%	EPA 625	-88	-88	6	145	

Appendix F
Laboratory QA/QC Analysis Results

Event ID	Site ID	QAQC Sample Type	Analysis Date	Classification	Constituent	Fraction	Sign	Result	Units	Method	MDL	RL	QA Limit		DQOComp
													Min	Max	
2012/13-4	MO-OXN	srgt matrix spike dup	3/18/2013	Organic	p-Terphenyl-d14	n/a	=	40.1	µg/L	EPA 625	-88	-88			
2012/13-4	MO-OXN	srgt matrix spike dup, rec	3/18/2013	Organic	p-Terphenyl-d14	n/a	=	80	%	EPA 625	-88	-88	6	145	
2012/13-4	MO-OXN	srgt environ	3/19/2013	Organic	p-Terphenyl-d14	n/a	=	35.2	µg/L	EPA 625	-88	-88			
2012/13-4	MO-OXN	srgt environ, rec	3/19/2013	Organic	p-Terphenyl-d14	n/a	=	70	%	EPA 625	-88	-88	6	145	
2012/13-4	MO-OXN	srgt environ	4/10/2013	Organic	p-Terphenyl-d14	n/a	=	3.93	µg/L	EPA 8270Cm	-88	-88			
2012/13-4	MO-OXN	srgt environ, rec	4/10/2013	Organic	p-Terphenyl-d14	n/a	=	79	%	EPA 8270Cm	-88	-88	19	134	
2012/13-4	MO-SIM	srgt environ	3/19/2013	Organic	p-Terphenyl-d14	n/a	=	35.4	µg/L	EPA 625	-88	-88			D
2012/13-4	MO-SIM	srgt environ, rec	3/19/2013	Organic	p-Terphenyl-d14	n/a	=	71	%	EPA 625	-88	-88	6	145	D
2012/13-4	MO-SIM	srgt environ	4/10/2013	Organic	p-Terphenyl-d14	n/a	=	3.58	µg/L	EPA 8270Cm	-88	-88			
2012/13-4	MO-SIM	srgt environ, rec	4/10/2013	Organic	p-Terphenyl-d14	n/a	=	72	%	EPA 8270Cm	-88	-88	19	134	
2012/13-4	MO-SPA	srgt environ	3/19/2013	Organic	p-Terphenyl-d14	n/a	=	37.3	µg/L	EPA 625	-88	-88			
2012/13-4	MO-SPA	srgt environ, rec	3/19/2013	Organic	p-Terphenyl-d14	n/a	=	75	%	EPA 625	-88	-88	6	145	
2012/13-4	MO-SPA	srgt environ	4/9/2013	Organic	p-Terphenyl-d14	n/a	=	3.26	µg/L	EPA 8270Cm	-88	-88			
2012/13-4	MO-SPA	srgt environ, rec	4/9/2013	Organic	p-Terphenyl-d14	n/a	=	65	%	EPA 8270Cm	-88	-88	19	134	
2012/13-4	MO-THO	srgt environ	3/19/2013	Organic	p-Terphenyl-d14	n/a	=	37	µg/L	EPA 625	-88	-88			D
2012/13-4	MO-THO	srgt environ, rec	3/19/2013	Organic	p-Terphenyl-d14	n/a	=	74	%	EPA 625	-88	-88	6	145	D
2012/13-4	MO-THO	srgt environ	4/10/2013	Organic	p-Terphenyl-d14	n/a	=	3.64	µg/L	EPA 8270Cm	-88	-88			
2012/13-4	MO-THO	srgt environ, rec	4/10/2013	Organic	p-Terphenyl-d14	n/a	=	73	%	EPA 8270Cm	-88	-88	19	134	
2012/13-4	MO-VEN	srgt environ	3/19/2013	Organic	p-Terphenyl-d14	n/a	=	40	µg/L	EPA 625	-88	-88			D
2012/13-4	MO-VEN	srgt environ, rec	3/19/2013	Organic	p-Terphenyl-d14	n/a	=	80	%	EPA 625	-88	-88	6	145	D
2012/13-4	MO-VEN	srgt environ	4/9/2013	Organic	p-Terphenyl-d14	n/a	=	3.35	µg/L	EPA 8270Cm	-88	-88			
2012/13-4	MO-VEN	srgt environ, rec	4/9/2013	Organic	p-Terphenyl-d14	n/a	=	64	%	EPA 8270Cm	-88	-88	19	134	
2012/13-4	Lab	method blank	4/9/2013	Organic	Pyrene	n/a	<	0.1	µg/L	EPA 8270Cm	0.1	0.1			
2012/13-4	Lab	LCS	4/9/2013	Organic	Pyrene	n/a	=	7.24	µg/L	EPA 8270Cm	0.1	0.1			
2012/13-4	Lab	LCS, rec	4/9/2013	Organic	Pyrene	n/a	=	72	%	EPA 8270Cm	-88	-88	52	115	
2012/13-4	ME-CC	matrix spike	4/9/2013	Organic	Pyrene	n/a	=	6.97	µg/L	EPA 8270Cm	0.1	0.1			
2012/13-4	ME-CC	matrix spike, rec	4/9/2013	Organic	Pyrene	n/a	=	70	%	EPA 8270Cm	-88	-88	52	115	
2012/13-4	ME-CC	matrix spike dup	4/9/2013	Organic	Pyrene	n/a	=	6.59	µg/L	EPA 8270Cm	0.1	0.1			
2012/13-4	ME-CC	matrix spike dup, rec	4/9/2013	Organic	Pyrene	n/a	=	66	%	EPA 8270Cm	-88	-88	52	115	
2012/13-4	ME-CC	matrix spike, RPD	4/9/2013	Organic	Pyrene	n/a	=	6	%	EPA 8270Cm	-88	-88	0	30	
2012/13-4	Lab	srgt method blank	3/24/2013	Organic	Tetrachloro-m-xylene (TCMX)	n/a	=	0.063	µg/L	EPA 608	-88	-88			
2012/13-4	Lab	srgt method blank, rec	3/24/2013	Organic	Tetrachloro-m-xylene (TCMX)	n/a	=	63	%	EPA 608	-88	-88	26	131	
2012/13-4	Lab	srgt LCS	3/24/2013	Organic	Tetrachloro-m-xylene (TCMX)	n/a	=	0.0712	µg/L	EPA 608	-88	-88			
2012/13-4	Lab	srgt LCS, rec	3/24/2013	Organic	Tetrachloro-m-xylene (TCMX)	n/a	=	71	%	EPA 608	-88	-88	26	131	
2012/13-4	ME-CC	srgt environ	3/24/2013	Organic	Tetrachloro-m-xylene (TCMX)	n/a	=	0.0803	µg/L	EPA 608	-88	-88			
2012/13-4	ME-CC	srgt environ, rec	3/24/2013	Organic	Tetrachloro-m-xylene (TCMX)	n/a	=	80	%	EPA 608	-88	-88	26	131	
2012/13-4	ME-SCR	srgt environ	3/24/2013	Organic	Tetrachloro-m-xylene (TCMX)	n/a	=	0.055	µg/L	EPA 608	-88	-88			
2012/13-4	ME-SCR	srgt environ, rec	3/24/2013	Organic	Tetrachloro-m-xylene (TCMX)	n/a	=	55	%	EPA 608	-88	-88	26	131	
2012/13-4	ME-VR2	srgt environ	3/24/2013	Organic	Tetrachloro-m-xylene (TCMX)	n/a	=	0.0808	µg/L	EPA 608	-88	-88			
2012/13-4	ME-VR2	srgt environ, rec	3/24/2013	Organic	Tetrachloro-m-xylene (TCMX)	n/a	=	81	%	EPA 608	-88	-88	26	131	
2012/13-4	MO-CAM	srgt environ	3/24/2013	Organic	Tetrachloro-m-xylene (TCMX)	n/a	=	0.124	µg/L	EPA 608	-88	-88			
2012/13-4	MO-CAM	srgt environ, rec	3/24/2013	Organic	Tetrachloro-m-xylene (TCMX)	n/a	=	124	%	EPA 608	-88	-88	26	131	
2012/13-4	MO-FIL	srgt environ	3/24/2013	Organic	Tetrachloro-m-xylene (TCMX)	n/a	=	0.0847	µg/L	EPA 608	-88	-88			
2012/13-4	MO-FIL	srgt environ, rec	3/24/2013	Organic	Tetrachloro-m-xylene (TCMX)	n/a	=	85	%	EPA 608	-88	-88	26	131	
2012/13-4	MO-HUE	srgt environ	3/24/2013	Organic	Tetrachloro-m-xylene (TCMX)	n/a	=	0.0746	µg/L	EPA 608	-88	-88			
2012/13-4	MO-HUE	srgt environ, rec	3/24/2013	Organic	Tetrachloro-m-xylene (TCMX)	n/a	=	75	%	EPA 608	-88	-88	26	131	
2012/13-4	MO-MEI	srgt environ	3/24/2013	Organic	Tetrachloro-m-xylene (TCMX)	n/a	=	0.101	µg/L	EPA 608	-88	-88			

Appendix F
Laboratory QA/QC Analysis Results

Event ID	Site ID	QAQC Sample Type	Analysis Date	Classification	Constituent	Fraction	Sign	Result	Units	Method	MDL	RL	QA Limit		DQOComp
													Min	Max	
2012/13-4	MO-MEI	srgt environ, rec	3/24/2013	Organic	Tetrachloro-m-xylene (TCMX)	n/a	=	101	%	EPA 608	-88	-88	26	131	
2012/13-4	MO-MPK	srgt environ	3/24/2013	Organic	Tetrachloro-m-xylene (TCMX)	n/a	=	0.0768	µg/L	EPA 608	-88	-88			
2012/13-4	MO-MPK	srgt environ, rec	3/24/2013	Organic	Tetrachloro-m-xylene (TCMX)	n/a	=	77	%	EPA 608	-88	-88	26	131	
2012/13-4	MO-OJA	srgt environ	3/24/2013	Organic	Tetrachloro-m-xylene (TCMX)	n/a	=	0.0916	µg/L	EPA 608	-88	-88			
2012/13-4	MO-OJA	srgt environ, rec	3/24/2013	Organic	Tetrachloro-m-xylene (TCMX)	n/a	=	92	%	EPA 608	-88	-88	26	131	
2012/13-4	MO-OXN	srgt matrix spike	3/24/2013	Organic	Tetrachloro-m-xylene (TCMX)	n/a	=	0.091	µg/L	EPA 608	-88	-88			
2012/13-4	MO-OXN	srgt matrix spike, rec	3/24/2013	Organic	Tetrachloro-m-xylene (TCMX)	n/a	=	91	%	EPA 608	-88	-88	26	131	
2012/13-4	MO-OXN	srgt matrix spike dup	3/24/2013	Organic	Tetrachloro-m-xylene (TCMX)	n/a	=	0.103	µg/L	EPA 608	-88	-88			
2012/13-4	MO-OXN	srgt matrix spike dup, rec	3/24/2013	Organic	Tetrachloro-m-xylene (TCMX)	n/a	=	103	%	EPA 608	-88	-88	26	131	
2012/13-4	MO-OXN	srgt environ	3/24/2013	Organic	Tetrachloro-m-xylene (TCMX)	n/a	=	0.172	µg/L	EPA 608	-88	-88			GN
2012/13-4	MO-OXN	srgt environ, rec	3/24/2013	Organic	Tetrachloro-m-xylene (TCMX)	n/a	=	172	%	EPA 608	-88	-88	26	131	GN
2012/13-4	MO-SIM	srgt environ	3/24/2013	Organic	Tetrachloro-m-xylene (TCMX)	n/a	=	0.0888	µg/L	EPA 608	-88	-88			
2012/13-4	MO-SIM	srgt environ, rec	3/24/2013	Organic	Tetrachloro-m-xylene (TCMX)	n/a	=	89	%	EPA 608	-88	-88	26	131	
2012/13-4	MO-SPA	srgt environ	3/24/2013	Organic	Tetrachloro-m-xylene (TCMX)	n/a	=	0.139	µg/L	EPA 608	-88	-88			GN
2012/13-4	MO-SPA	srgt environ, rec	3/24/2013	Organic	Tetrachloro-m-xylene (TCMX)	n/a	=	139	%	EPA 608	-88	-88	26	131	GN
2012/13-4	MO-THO	srgt environ	3/24/2013	Organic	Tetrachloro-m-xylene (TCMX)	n/a	=	0.079	µg/L	EPA 608	-88	-88			
2012/13-4	MO-THO	srgt environ, rec	3/24/2013	Organic	Tetrachloro-m-xylene (TCMX)	n/a	=	79	%	EPA 608	-88	-88	26	131	
2012/13-4	MO-VEN	srgt environ	3/24/2013	Organic	Tetrachloro-m-xylene (TCMX)	n/a	=	0.107	µg/L	EPA 608	-88	-88			
2012/13-4	MO-VEN	srgt environ, rec	3/24/2013	Organic	Tetrachloro-m-xylene (TCMX)	n/a	=	102	%	EPA 608	-88	-88	26	131	
2012/13-4	000NONPJ	srgt matrix spike	4/11/2013	Organic	Triphenylphosphate	n/a	=	0.473	µg/L	EPA 525.2	-88	-88			
2012/13-4	000NONPJ	srgt matrix spike, rec	4/11/2013	Organic	Triphenylphosphate	n/a	=	95	%	EPA 525.2	-88	-88	71	150	
2012/13-4	000NONPJ	srgt matrix spike dup	4/11/2013	Organic	Triphenylphosphate	n/a	=	0.472	µg/L	EPA 525.2	-88	-88			
2012/13-4	000NONPJ	srgt matrix spike dup, rec	4/11/2013	Organic	Triphenylphosphate	n/a	=	94	%	EPA 525.2	-88	-88	71	150	
2012/13-4	Lab	srgt method blank	3/22/2013	Organic	Triphenylphosphate	n/a	=	0.49	µg/L	EPA 525.2	-88	-88			
2012/13-4	Lab	srgt method blank, rec	3/22/2013	Organic	Triphenylphosphate	n/a	=	98	%	EPA 525.2	-88	-88	71	150	
2012/13-4	Lab	srgt LCS	3/22/2013	Organic	Triphenylphosphate	n/a	=	0.482	µg/L	EPA 525.2	-88	-88			
2012/13-4	Lab	srgt LCS, rec	3/22/2013	Organic	Triphenylphosphate	n/a	=	96	%	EPA 525.2	-88	-88	71	150	
2012/13-4	Lab	srgt method blank	3/26/2013	Organic	Triphenylphosphate	n/a	=	5.62	µg/L	EPA 525.2	-88	-88			
2012/13-4	Lab	srgt method blank, rec	3/26/2013	Organic	Triphenylphosphate	n/a	=	112	%	EPA 525.2	-88	-88	71	150	
2012/13-4	Lab	srgt LCS	3/26/2013	Organic	Triphenylphosphate	n/a	=	6.58	µg/L	EPA 525.2	-88	-88			
2012/13-4	Lab	srgt LCS, rec	3/26/2013	Organic	Triphenylphosphate	n/a	=	132	%	EPA 525.2	-88	-88	71	150	
2012/13-4	Lab	srgt LCS dup	3/26/2013	Organic	Triphenylphosphate	n/a	=	6.47	µg/L	EPA 525.2	-88	-88			
2012/13-4	Lab	srgt LCS dup, rec	3/26/2013	Organic	Triphenylphosphate	n/a	=	129	%	EPA 525.2	-88	-88	71	150	
2012/13-4	Lab	srgt method blank	4/5/2013	Organic	Triphenylphosphate	n/a	=	5.66	µg/L	EPA 525.2	-88	-88			
2012/13-4	Lab	srgt method blank, rec	4/5/2013	Organic	Triphenylphosphate	n/a	=	113	%	EPA 525.2	-88	-88	71	150	
2012/13-4	Lab	srgt LCS	4/5/2013	Organic	Triphenylphosphate	n/a	=	7.11	µg/L	EPA 525.2	-88	-88			
2012/13-4	Lab	srgt LCS, rec	4/5/2013	Organic	Triphenylphosphate	n/a	=	142	%	EPA 525.2	-88	-88	71	150	
2012/13-4	Lab	srgt method blank	4/11/2013	Organic	Triphenylphosphate	n/a	=	0.526	µg/L	EPA 525.2	-88	-88			
2012/13-4	Lab	srgt method blank, rec	4/11/2013	Organic	Triphenylphosphate	n/a	=	105	%	EPA 525.2	-88	-88	71	150	
2012/13-4	Lab	srgt LCS	4/11/2013	Organic	Triphenylphosphate	n/a	=	0.537	µg/L	EPA 525.2	-88	-88			
2012/13-4	Lab	srgt LCS, rec	4/11/2013	Organic	Triphenylphosphate	n/a	=	107	%	EPA 525.2	-88	-88	71	150	
2012/13-4	ME-CC	srgt environ	3/23/2013	Organic	Triphenylphosphate	n/a	=	0.448	µg/L	EPA 525.2	-88	-88			
2012/13-4	ME-CC	srgt environ, rec	3/23/2013	Organic	Triphenylphosphate	n/a	=	90	%	EPA 525.2	-88	-88	71	150	
2012/13-4	ME-CC	srgt environ	4/6/2013	Organic	Triphenylphosphate	n/a	=	4.36	µg/L	EPA 525.2	-88	-88			
2012/13-4	ME-CC	srgt environ, rec	4/6/2013	Organic	Triphenylphosphate	n/a	=	87	%	EPA 525.2	-88	-88	71	150	
2012/13-4	ME-SCR	srgt environ	3/26/2013	Organic	Triphenylphosphate	n/a	=	6.29	µg/L	EPA 525.2	-88	-88			
2012/13-4	ME-SCR	srgt environ, rec	3/26/2013	Organic	Triphenylphosphate	n/a	=	126	%	EPA 525.2	-88	-88	71	150	

Appendix F
Laboratory QA/QC Analysis Results

Event ID	Site ID	QAQC Sample Type	Analysis Date	Classification	Constituent	Fraction	Sign	Result	Units	Method	MDL	RL	QA Limit		DQOComp
													Min	Max	
2012/13-4	ME-SCR	srgt environ	4/12/2013	Organic	Triphenylphosphate	n/a	=	0.461	µg/L	EPA 525.2	-88	-88			
2012/13-4	ME-SCR	srgt environ, rec	4/12/2013	Organic	Triphenylphosphate	n/a	=	92	%	EPA 525.2	-88	-88	71	150	
2012/13-4	ME-VR2	srgt environ	3/26/2013	Organic	Triphenylphosphate	n/a	=	6.35	µg/L	EPA 525.2	-88	-88			
2012/13-4	ME-VR2	srgt environ, rec	3/26/2013	Organic	Triphenylphosphate	n/a	=	127	%	EPA 525.2	-88	-88	71	150	
2012/13-4	ME-VR2	srgt environ	4/12/2013	Organic	Triphenylphosphate	n/a	=	0.535	µg/L	EPA 525.2	-88	-88			
2012/13-4	ME-VR2	srgt environ, rec	4/12/2013	Organic	Triphenylphosphate	n/a	=	107	%	EPA 525.2	-88	-88	71	150	
2012/13-4	MO-CAM	srgt environ	3/26/2013	Organic	Triphenylphosphate	n/a	=	6.81	µg/L	EPA 525.2	-88	-88			
2012/13-4	MO-CAM	srgt environ, rec	3/26/2013	Organic	Triphenylphosphate	n/a	=	136	%	EPA 525.2	-88	-88	71	150	
2012/13-4	MO-CAM	srgt environ	4/12/2013	Organic	Triphenylphosphate	n/a	=	0.579	µg/L	EPA 525.2	-88	-88			
2012/13-4	MO-CAM	srgt environ, rec	4/12/2013	Organic	Triphenylphosphate	n/a	=	116	%	EPA 525.2	-88	-88	71	150	
2012/13-4	MO-FIL	srgt environ	3/22/2013	Organic	Triphenylphosphate	n/a	=	0.435	µg/L	EPA 525.2	-88	-88			
2012/13-4	MO-FIL	srgt environ, rec	3/22/2013	Organic	Triphenylphosphate	n/a	=	87	%	EPA 525.2	-88	-88	71	150	
2012/13-4	MO-FIL	srgt environ	3/26/2013	Organic	Triphenylphosphate	n/a	=	5.56	µg/L	EPA 525.2	-88	-88			
2012/13-4	MO-FIL	srgt environ, rec	3/26/2013	Organic	Triphenylphosphate	n/a	=	111	%	EPA 525.2	-88	-88	71	150	
2012/13-4	MO-HUE	srgt environ	3/23/2013	Organic	Triphenylphosphate	n/a	=	0.423	µg/L	EPA 525.2	-88	-88			
2012/13-4	MO-HUE	srgt environ, rec	3/23/2013	Organic	Triphenylphosphate	n/a	=	85	%	EPA 525.2	-88	-88	71	150	
2012/13-4	MO-HUE	srgt environ	4/6/2013	Organic	Triphenylphosphate	n/a	=	4.63	µg/L	EPA 525.2	-88	-88			
2012/13-4	MO-HUE	srgt environ, rec	4/6/2013	Organic	Triphenylphosphate	n/a	=	93	%	EPA 525.2	-88	-88	71	150	
2012/13-4	MO-MEI	srgt environ	3/26/2013	Organic	Triphenylphosphate	n/a	=	5.83	µg/L	EPA 525.2	-88	-88			
2012/13-4	MO-MEI	srgt environ, rec	3/26/2013	Organic	Triphenylphosphate	n/a	=	117	%	EPA 525.2	-88	-88	71	150	
2012/13-4	MO-MEI	srgt environ	4/12/2013	Organic	Triphenylphosphate	n/a	=	0.542	µg/L	EPA 525.2	-88	-88			
2012/13-4	MO-MEI	srgt environ, rec	4/12/2013	Organic	Triphenylphosphate	n/a	=	108	%	EPA 525.2	-88	-88	71	150	
2012/13-4	MO-MPK	srgt environ	3/22/2013	Organic	Triphenylphosphate	n/a	=	0.474	µg/L	EPA 525.2	-88	-88			
2012/13-4	MO-MPK	srgt environ, rec	3/22/2013	Organic	Triphenylphosphate	n/a	=	95	%	EPA 525.2	-88	-88	71	150	
2012/13-4	MO-MPK	srgt environ	4/6/2013	Organic	Triphenylphosphate	n/a	=	4.84	µg/L	EPA 525.2	-88	-88			
2012/13-4	MO-MPK	srgt environ, rec	4/6/2013	Organic	Triphenylphosphate	n/a	=	97	%	EPA 525.2	-88	-88	71	150	
2012/13-4	MO-OJA	srgt environ	3/26/2013	Organic	Triphenylphosphate	n/a	=	6.75	µg/L	EPA 525.2	-88	-88			
2012/13-4	MO-OJA	srgt environ, rec	3/26/2013	Organic	Triphenylphosphate	n/a	=	135	%	EPA 525.2	-88	-88	71	150	
2012/13-4	MO-OJA	srgt environ	4/12/2013	Organic	Triphenylphosphate	n/a	=	0.588	µg/L	EPA 525.2	-88	-88			
2012/13-4	MO-OJA	srgt environ, rec	4/12/2013	Organic	Triphenylphosphate	n/a	=	118	%	EPA 525.2	-88	-88	71	150	
2012/13-4	MO-OXN	srgt matrix spike	3/22/2013	Organic	Triphenylphosphate	n/a	=	0.505	µg/L	EPA 525.2	-88	-88			
2012/13-4	MO-OXN	srgt matrix spike, rec	3/22/2013	Organic	Triphenylphosphate	n/a	=	101	%	EPA 525.2	-88	-88	71	150	
2012/13-4	MO-OXN	srgt matrix spike dup	3/22/2013	Organic	Triphenylphosphate	n/a	=	0.498	µg/L	EPA 525.2	-88	-88			
2012/13-4	MO-OXN	srgt matrix spike dup, rec	3/22/2013	Organic	Triphenylphosphate	n/a	=	100	%	EPA 525.2	-88	-88	71	150	
2012/13-4	MO-OXN	srgt environ	3/23/2013	Organic	Triphenylphosphate	n/a	=	0.501	µg/L	EPA 525.2	-88	-88			
2012/13-4	MO-OXN	srgt environ, rec	3/23/2013	Organic	Triphenylphosphate	n/a	=	100	%	EPA 525.2	-88	-88	71	150	
2012/13-4	MO-OXN	srgt matrix spike	4/5/2013	Organic	Triphenylphosphate	n/a	=	4.04	µg/L	EPA 525.2	-88	-88			
2012/13-4	MO-OXN	srgt matrix spike, rec	4/5/2013	Organic	Triphenylphosphate	n/a	=	81	%	EPA 525.2	-88	-88	71	150	
2012/13-4	MO-OXN	srgt matrix spike dup	4/5/2013	Organic	Triphenylphosphate	n/a	=	3.64	µg/L	EPA 525.2	-88	-88			
2012/13-4	MO-OXN	srgt matrix spike dup, rec	4/5/2013	Organic	Triphenylphosphate	n/a	=	73	%	EPA 525.2	-88	-88	71	150	
2012/13-4	MO-OXN	srgt environ	4/6/2013	Organic	Triphenylphosphate	n/a	=	2.94	µg/L	EPA 525.2	-88	-88			GN
2012/13-4	MO-OXN	srgt environ, rec	4/6/2013	Organic	Triphenylphosphate	n/a	=	59	%	EPA 525.2	-88	-88	71	150	GN
2012/13-4	MO-SIM	srgt environ	3/22/2013	Organic	Triphenylphosphate	n/a	=	0.427	µg/L	EPA 525.2	-88	-88			
2012/13-4	MO-SIM	srgt environ, rec	3/22/2013	Organic	Triphenylphosphate	n/a	=	85	%	EPA 525.2	-88	-88	71	150	
2012/13-4	MO-SIM	srgt environ	3/26/2013	Organic	Triphenylphosphate	n/a	=	6.61	µg/L	EPA 525.2	-88	-88			
2012/13-4	MO-SIM	srgt environ, rec	3/26/2013	Organic	Triphenylphosphate	n/a	=	132	%	EPA 525.2	-88	-88	71	150	
2012/13-4	MO-SPA	srgt environ	3/22/2013	Organic	Triphenylphosphate	n/a	=	0.515	µg/L	EPA 525.2	-88	-88			

Appendix F
Laboratory QA/QC Analysis Results

Event ID	Site ID	QAQC Sample Type	Analysis Date	Classification	Constituent	Fraction	Sign	Result	Units	Method	MDL	RL	QA Limit		DQOComp
													Min	Max	
2012/13-4	MO-SPA	srgt environ, rec	3/22/2013	Organic	Triphenylphosphate	n/a	=	103	%	EPA 525.2	-88	-88	71	150	
2012/13-4	MO-SPA	srgt environ	3/26/2013	Organic	Triphenylphosphate	n/a	=	3.72	µg/L	EPA 525.2	-88	-88			
2012/13-4	MO-SPA	srgt environ, rec	3/26/2013	Organic	Triphenylphosphate	n/a	=	74	%	EPA 525.2	-88	-88	71	150	
2012/13-4	MO-THO	srgt environ	3/22/2013	Organic	Triphenylphosphate	n/a	=	0.39	µg/L	EPA 525.2	-88	-88			
2012/13-4	MO-THO	srgt environ, rec	3/22/2013	Organic	Triphenylphosphate	n/a	=	78	%	EPA 525.2	-88	-88	71	150	
2012/13-4	MO-THO	srgt environ	4/6/2013	Organic	Triphenylphosphate	n/a	=	4.93	µg/L	EPA 525.2	-88	-88			
2012/13-4	MO-THO	srgt environ, rec	4/6/2013	Organic	Triphenylphosphate	n/a	=	99	%	EPA 525.2	-88	-88	71	150	
2012/13-4	MO-VEN	srgt environ	3/22/2013	Organic	Triphenylphosphate	n/a	=	0.49	µg/L	EPA 525.2	-88	-88			
2012/13-4	MO-VEN	srgt environ, rec	3/22/2013	Organic	Triphenylphosphate	n/a	=	98	%	EPA 525.2	-88	-88	71	150	
2012/13-4	MO-VEN	srgt environ	3/26/2013	Organic	Triphenylphosphate	n/a	=	3.3	µg/L	EPA 525.2	-88	-88			GN
2012/13-4	MO-VEN	srgt environ, rec	3/26/2013	Organic	Triphenylphosphate	n/a	=	66	%	EPA 525.2	-88	-88	71	150	GN
2012/13-4	Lab	srgt method blank	3/24/2013	PCB	PCB 209	n/a	=	0.0338	µg/L	EPA 608	-88	-88			
2012/13-4	Lab	srgt method blank, rec	3/24/2013	PCB	PCB 209	n/a	=	34	%	EPA 608	-88	-88	0.1	154	
2012/13-4	Lab	srgt LCS	3/24/2013	PCB	PCB 209	n/a	=	0.0466	µg/L	EPA 608	-88	-88			
2012/13-4	Lab	srgt LCS, rec	3/24/2013	PCB	PCB 209	n/a	=	47	%	EPA 608	-88	-88	0.1	154	
2012/13-4	ME-CC	srgt environ	3/24/2013	PCB	PCB 209	n/a	=	0.0284	µg/L	EPA 608	-88	-88			
2012/13-4	ME-CC	srgt environ, rec	3/24/2013	PCB	PCB 209	n/a	=	28	%	EPA 608	-88	-88	0.1	154	
2012/13-4	ME-SCR	srgt environ	3/24/2013	PCB	PCB 209	n/a	=	0.0402	µg/L	EPA 608	-88	-88			
2012/13-4	ME-SCR	srgt environ, rec	3/24/2013	PCB	PCB 209	n/a	=	40	%	EPA 608	-88	-88	0.1	154	
2012/13-4	ME-VR2	srgt environ	3/24/2013	PCB	PCB 209	n/a	=	0.0429	µg/L	EPA 608	-88	-88			
2012/13-4	ME-VR2	srgt environ, rec	3/24/2013	PCB	PCB 209	n/a	=	43	%	EPA 608	-88	-88	0.1	154	
2012/13-4	MO-CAM	srgt environ	3/24/2013	PCB	PCB 209	n/a	=	0.0297	µg/L	EPA 608	-88	-88			
2012/13-4	MO-CAM	srgt environ, rec	3/24/2013	PCB	PCB 209	n/a	=	30	%	EPA 608	-88	-88	0.1	154	
2012/13-4	MO-FIL	srgt environ	3/24/2013	PCB	PCB 209	n/a	=	0.0368	µg/L	EPA 608	-88	-88			
2012/13-4	MO-FIL	srgt environ, rec	3/24/2013	PCB	PCB 209	n/a	=	37	%	EPA 608	-88	-88	0.1	154	
2012/13-4	MO-HUE	srgt environ	3/24/2013	PCB	PCB 209	n/a	=	0.0387	µg/L	EPA 608	-88	-88			
2012/13-4	MO-HUE	srgt environ, rec	3/24/2013	PCB	PCB 209	n/a	=	39	%	EPA 608	-88	-88	0.1	154	
2012/13-4	MO-MEI	srgt environ	3/24/2013	PCB	PCB 209	n/a	=	0.0367	µg/L	EPA 608	-88	-88			
2012/13-4	MO-MEI	srgt environ, rec	3/24/2013	PCB	PCB 209	n/a	=	37	%	EPA 608	-88	-88	0.1	154	
2012/13-4	MO-MPK	srgt environ	3/24/2013	PCB	PCB 209	n/a	=	0.0312	µg/L	EPA 608	-88	-88			
2012/13-4	MO-MPK	srgt environ, rec	3/24/2013	PCB	PCB 209	n/a	=	31	%	EPA 608	-88	-88	0.1	154	
2012/13-4	MO-OJA	srgt environ	3/24/2013	PCB	PCB 209	n/a	=	0.0347	µg/L	EPA 608	-88	-88			
2012/13-4	MO-OJA	srgt environ, rec	3/24/2013	PCB	PCB 209	n/a	=	35	%	EPA 608	-88	-88	0.1	154	
2012/13-4	MO-OXN	srgt matrix spike	3/24/2013	PCB	PCB 209	n/a	=	0.0217	µg/L	EPA 608	-88	-88			
2012/13-4	MO-OXN	srgt matrix spike, rec	3/24/2013	PCB	PCB 209	n/a	=	22	%	EPA 608	-88	-88	0.1	154	
2012/13-4	MO-OXN	srgt matrix spike dup	3/24/2013	PCB	PCB 209	n/a	=	0.0355	µg/L	EPA 608	-88	-88			
2012/13-4	MO-OXN	srgt matrix spike dup, rec	3/24/2013	PCB	PCB 209	n/a	=	36	%	EPA 608	-88	-88	0.1	154	
2012/13-4	MO-OXN	srgt environ	3/24/2013	PCB	PCB 209	n/a	=	0.0263	µg/L	EPA 608	-88	-88			
2012/13-4	MO-OXN	srgt environ, rec	3/24/2013	PCB	PCB 209	n/a	=	26	%	EPA 608	-88	-88	0.1	154	
2012/13-4	MO-SIM	srgt environ	3/24/2013	PCB	PCB 209	n/a	=	0.0413	µg/L	EPA 608	-88	-88			
2012/13-4	MO-SIM	srgt environ, rec	3/24/2013	PCB	PCB 209	n/a	=	41	%	EPA 608	-88	-88	0.1	154	
2012/13-4	MO-SPA	srgt environ	3/24/2013	PCB	PCB 209	n/a	=	0.0163	µg/L	EPA 608	-88	-88			
2012/13-4	MO-SPA	srgt environ, rec	3/24/2013	PCB	PCB 209	n/a	=	16	%	EPA 608	-88	-88	0.1	154	
2012/13-4	MO-THO	srgt environ	3/24/2013	PCB	PCB 209	n/a	=	0.0397	µg/L	EPA 608	-88	-88			
2012/13-4	MO-THO	srgt environ, rec	3/24/2013	PCB	PCB 209	n/a	=	40	%	EPA 608	-88	-88	0.1	154	
2012/13-4	MO-VEN	srgt environ	3/24/2013	PCB	PCB 209	n/a	=	0.0361	µg/L	EPA 608	-88	-88			
2012/13-4	MO-VEN	srgt environ, rec	3/24/2013	PCB	PCB 209	n/a	=	34	%	EPA 608	-88	-88	0.1	154	

Appendix F
Laboratory QA/QC Analysis Results

Event ID	Site ID	QAQC Sample Type	Analysis Date	Classification	Constituent	Fraction	Sign	Result	Units	Method	MDL	RL	QA Limit		DQOComp
													Min	Max	
2012/13-4	Lab	method blank	3/24/2013	PCB	PCB Aroclor 1016	n/a	<	0.05	µg/L	EPA 608	0.05	0.5			
2012/13-4	Lab	method blank	3/24/2013	PCB	PCB Aroclor 1221	n/a	<	0.06	µg/L	EPA 608	0.06	0.5			
2012/13-4	Lab	method blank	3/24/2013	PCB	PCB Aroclor 1232	n/a	<	0.15	µg/L	EPA 608	0.15	0.5			
2012/13-4	Lab	method blank	3/24/2013	PCB	PCB Aroclor 1242	n/a	<	0.07	µg/L	EPA 608	0.07	0.5			
2012/13-4	Lab	method blank	3/24/2013	PCB	PCB Aroclor 1248	n/a	<	0.06	µg/L	EPA 608	0.06	0.5			
2012/13-4	Lab	method blank	3/24/2013	PCB	PCB Aroclor 1254	n/a	<	0.04	µg/L	EPA 608	0.04	0.5			
2012/13-4	Lab	method blank	3/24/2013	PCB	PCB Aroclor 1260	n/a	<	0.04	µg/L	EPA 608	0.04	0.5			
2012/13-4	Lab	method blank	3/21/2013	Pesticide	2,4,5-T	n/a	<	0.07	µg/L	EPA 515.3	0.07	0.2			
2012/13-4	Lab	LCS	3/21/2013	Pesticide	2,4,5-T	n/a	=	4.06	µg/L	EPA 515.3	0.07	0.2			
2012/13-4	Lab	LCS, rec	3/21/2013	Pesticide	2,4,5-T	n/a	=	101	%	EPA 515.3	-88	-88	70	130	
2012/13-4	ME-CC	matrix spike	3/21/2013	Pesticide	2,4,5-T	n/a	=	3.97	µg/L	EPA 515.3	0.07	0.2			
2012/13-4	ME-CC	matrix spike, rec	3/21/2013	Pesticide	2,4,5-T	n/a	=	99	%	EPA 515.3	-88	-88	70	130	
2012/13-4	ME-CC	matrix spike dup	3/21/2013	Pesticide	2,4,5-T	n/a	=	4.01	µg/L	EPA 515.3	0.07	0.2			
2012/13-4	ME-CC	matrix spike dup, rec	3/21/2013	Pesticide	2,4,5-T	n/a	=	100	%	EPA 515.3	-88	-88	70	130	
2012/13-4	ME-CC	matrix spike, RPD	3/21/2013	Pesticide	2,4,5-T	n/a	=	1	%	EPA 515.3	-88	-88	0	30	
2012/13-4	MO-OXN	matrix spike	3/21/2013	Pesticide	2,4,5-T	n/a	=	5.21	µg/L	EPA 515.3	0.07	0.2			
2012/13-4	MO-OXN	matrix spike, rec	3/21/2013	Pesticide	2,4,5-T	n/a	=	130	%	EPA 515.3	-88	-88	70	130	
2012/13-4	MO-OXN	matrix spike dup	3/21/2013	Pesticide	2,4,5-T	n/a	=	5.57	µg/L	EPA 515.3	0.07	0.2			GB
2012/13-4	MO-OXN	matrix spike dup, rec	3/21/2013	Pesticide	2,4,5-T	n/a	=	139	%	EPA 515.3	-88	-88	70	130	GB
2012/13-4	MO-OXN	matrix spike, RPD	3/21/2013	Pesticide	2,4,5-T	n/a	=	7	%	EPA 515.3	-88	-88	0	30	
2012/13-4	Lab	method blank	3/21/2013	Pesticide	2,4,5-TP	n/a	<	0.09	µg/L	EPA 515.3	0.09	0.2			
2012/13-4	Lab	LCS	3/21/2013	Pesticide	2,4,5-TP	n/a	=	4.51	µg/L	EPA 515.3	0.09	0.2			
2012/13-4	Lab	LCS, rec	3/21/2013	Pesticide	2,4,5-TP	n/a	=	113	%	EPA 515.3	-88	-88	70	130	
2012/13-4	ME-CC	matrix spike	3/21/2013	Pesticide	2,4,5-TP	n/a	=	4.1	µg/L	EPA 515.3	0.09	0.2			
2012/13-4	ME-CC	matrix spike, rec	3/21/2013	Pesticide	2,4,5-TP	n/a	=	102	%	EPA 515.3	-88	-88	70	130	
2012/13-4	ME-CC	matrix spike dup	3/21/2013	Pesticide	2,4,5-TP	n/a	=	4.22	µg/L	EPA 515.3	0.09	0.2			
2012/13-4	ME-CC	matrix spike dup, rec	3/21/2013	Pesticide	2,4,5-TP	n/a	=	106	%	EPA 515.3	-88	-88	70	130	
2012/13-4	ME-CC	matrix spike, RPD	3/21/2013	Pesticide	2,4,5-TP	n/a	=	3	%	EPA 515.3	-88	-88	0	30	
2012/13-4	MO-OXN	matrix spike	3/21/2013	Pesticide	2,4,5-TP	n/a	=	4.14	µg/L	EPA 515.3	0.09	0.2			
2012/13-4	MO-OXN	matrix spike, rec	3/21/2013	Pesticide	2,4,5-TP	n/a	=	104	%	EPA 515.3	-88	-88	70	130	
2012/13-4	MO-OXN	matrix spike dup	3/21/2013	Pesticide	2,4,5-TP	n/a	=	4.28	µg/L	EPA 515.3	0.09	0.2			
2012/13-4	MO-OXN	matrix spike dup, rec	3/21/2013	Pesticide	2,4,5-TP	n/a	=	107	%	EPA 515.3	-88	-88	70	130	
2012/13-4	MO-OXN	matrix spike, RPD	3/21/2013	Pesticide	2,4,5-TP	n/a	=	3	%	EPA 515.3	-88	-88	0	30	
2012/13-4	Lab	method blank	3/21/2013	Pesticide	2,4-D	n/a	<	0.07	µg/L	EPA 515.3	0.07	0.4			
2012/13-4	Lab	LCS	3/21/2013	Pesticide	2,4-D	n/a	=	9.38	µg/L	EPA 515.3	0.07	0.4			
2012/13-4	Lab	LCS, rec	3/21/2013	Pesticide	2,4-D	n/a	=	117	%	EPA 515.3	-88	-88	70	130	
2012/13-4	ME-CC	matrix spike	3/21/2013	Pesticide	2,4-D	n/a	=	9.51	µg/L	EPA 515.3	0.07	0.4			
2012/13-4	ME-CC	matrix spike, rec	3/21/2013	Pesticide	2,4-D	n/a	=	119	%	EPA 515.3	-88	-88	70	130	
2012/13-4	ME-CC	matrix spike dup	3/21/2013	Pesticide	2,4-D	n/a	=	9.67	µg/L	EPA 515.3	0.07	0.4			
2012/13-4	ME-CC	matrix spike dup, rec	3/21/2013	Pesticide	2,4-D	n/a	=	121	%	EPA 515.3	-88	-88	70	130	
2012/13-4	ME-CC	matrix spike, RPD	3/21/2013	Pesticide	2,4-D	n/a	=	2	%	EPA 515.3	-88	-88	0	30	
2012/13-4	MO-OXN	matrix spike	3/21/2013	Pesticide	2,4-D	n/a	=	11.8	µg/L	EPA 515.3	0.07	0.4			GB
2012/13-4	MO-OXN	matrix spike, rec	3/21/2013	Pesticide	2,4-D	n/a	=	147	%	EPA 515.3	-88	-88	70	130	GB
2012/13-4	MO-OXN	matrix spike dup	3/21/2013	Pesticide	2,4-D	n/a	=	12.2	µg/L	EPA 515.3	0.07	0.4			GB
2012/13-4	MO-OXN	matrix spike dup, rec	3/21/2013	Pesticide	2,4-D	n/a	=	153	%	EPA 515.3	-88	-88	70	130	GB
2012/13-4	MO-OXN	matrix spike, RPD	3/21/2013	Pesticide	2,4-D	n/a	=	4	%	EPA 515.3	-88	-88	0	30	
2012/13-4	Lab	method blank	3/21/2013	Pesticide	2,4-DB	n/a	<	0.07	µg/L	EPA 515.3	0.07	2			

Appendix F
Laboratory QA/QC Analysis Results

Event ID	Site ID	QAQC Sample Type	Analysis Date	Classification	Constituent	Fraction	Sign	Result	Units	Method	MDL	RL	QA Limit		DQOComp
													Min	Max	
2012/13-4	Lab	LCS	3/21/2013	Pesticide	2,4-DB	n/a	=	21.5	µg/L	EPA 515.3	0.07	2			EUM
2012/13-4	Lab	LCS, rec	3/21/2013	Pesticide	2,4-DB	n/a	=	134	%	EPA 515.3	-88	-88	70	130	EUM
2012/13-4	ME-CC	matrix spike	3/21/2013	Pesticide	2,4-DB	n/a	=	17	µg/L	EPA 515.3	0.07	2			
2012/13-4	ME-CC	matrix spike, rec	3/21/2013	Pesticide	2,4-DB	n/a	=	106	%	EPA 515.3	-88	-88	70	130	
2012/13-4	ME-CC	matrix spike dup	3/21/2013	Pesticide	2,4-DB	n/a	=	15.3	µg/L	EPA 515.3	0.07	2			
2012/13-4	ME-CC	matrix spike dup, rec	3/21/2013	Pesticide	2,4-DB	n/a	=	96	%	EPA 515.3	-88	-88	70	130	
2012/13-4	ME-CC	matrix spike, RPD	3/21/2013	Pesticide	2,4-DB	n/a	=	10	%	EPA 515.3	-88	-88	0	30	
2012/13-4	MO-OXN	matrix spike	3/21/2013	Pesticide	2,4-DB	n/a	=	23.9	µg/L	EPA 515.3	0.07	2			GB
2012/13-4	MO-OXN	matrix spike, rec	3/21/2013	Pesticide	2,4-DB	n/a	=	150	%	EPA 515.3	-88	-88	70	130	GB
2012/13-4	MO-OXN	matrix spike dup	3/21/2013	Pesticide	2,4-DB	n/a	=	30.1	µg/L	EPA 515.3	0.07	2			GB
2012/13-4	MO-OXN	matrix spike dup, rec	3/21/2013	Pesticide	2,4-DB	n/a	=	188	%	EPA 515.3	-88	-88	70	130	GB
2012/13-4	MO-OXN	matrix spike, RPD	3/21/2013	Pesticide	2,4-DB	n/a	=	23	%	EPA 515.3	-88	-88	0	30	
2012/13-4	Lab	method blank	3/21/2013	Pesticide	3,5-Dichlorobenzoic acid	n/a	<	0.09	µg/L	EPA 515.3	0.09	1			
2012/13-4	Lab	LCS	3/21/2013	Pesticide	3,5-Dichlorobenzoic acid	n/a	=	9.56	µg/L	EPA 515.3	0.09	1			
2012/13-4	Lab	LCS, rec	3/21/2013	Pesticide	3,5-Dichlorobenzoic acid	n/a	=	120	%	EPA 515.3	-88	-88	70	130	
2012/13-4	ME-CC	matrix spike	3/21/2013	Pesticide	3,5-Dichlorobenzoic acid	n/a	=	7.7	µg/L	EPA 515.3	0.09	1			
2012/13-4	ME-CC	matrix spike, rec	3/21/2013	Pesticide	3,5-Dichlorobenzoic acid	n/a	=	96	%	EPA 515.3	-88	-88	70	130	
2012/13-4	ME-CC	matrix spike dup	3/21/2013	Pesticide	3,5-Dichlorobenzoic acid	n/a	=	7.91	µg/L	EPA 515.3	0.09	1			
2012/13-4	ME-CC	matrix spike dup, rec	3/21/2013	Pesticide	3,5-Dichlorobenzoic acid	n/a	=	99	%	EPA 515.3	-88	-88	70	130	
2012/13-4	ME-CC	matrix spike, RPD	3/21/2013	Pesticide	3,5-Dichlorobenzoic acid	n/a	=	3	%	EPA 515.3	-88	-88	0	30	
2012/13-4	MO-OXN	matrix spike	3/21/2013	Pesticide	3,5-Dichlorobenzoic acid	n/a	=	7.64	µg/L	EPA 515.3	0.09	1			
2012/13-4	MO-OXN	matrix spike, rec	3/21/2013	Pesticide	3,5-Dichlorobenzoic acid	n/a	=	96	%	EPA 515.3	-88	-88	70	130	
2012/13-4	MO-OXN	matrix spike dup	3/21/2013	Pesticide	3,5-Dichlorobenzoic acid	n/a	=	7.88	µg/L	EPA 515.3	0.09	1			
2012/13-4	MO-OXN	matrix spike dup, rec	3/21/2013	Pesticide	3,5-Dichlorobenzoic acid	n/a	=	99	%	EPA 515.3	-88	-88	70	130	
2012/13-4	MO-OXN	matrix spike, RPD	3/21/2013	Pesticide	3,5-Dichlorobenzoic acid	n/a	=	3	%	EPA 515.3	-88	-88	0	30	
2012/13-4	Lab	method blank	3/24/2013	Pesticide	4,4'-DDD	n/a	<	0.003	µg/L	EPA 608	0.003	0.05			
2012/13-4	Lab	LCS	3/24/2013	Pesticide	4,4'-DDD	n/a	=	0.0912	µg/L	EPA 608	0.003	0.05			
2012/13-4	Lab	LCS, rec	3/24/2013	Pesticide	4,4'-DDD	n/a	=	91	%	EPA 608	-88	-88	30	141	
2012/13-4	MO-OXN	matrix spike	3/24/2013	Pesticide	4,4'-DDD	n/a	=	0.0518	µg/L	EPA 608	0.003	0.05			
2012/13-4	MO-OXN	matrix spike, rec	3/24/2013	Pesticide	4,4'-DDD	n/a	=	52	%	EPA 608	-88	-88	31	141	
2012/13-4	MO-OXN	matrix spike dup	3/24/2013	Pesticide	4,4'-DDD	n/a	=	0.0844	µg/L	EPA 608	0.003	0.05			
2012/13-4	MO-OXN	matrix spike dup, rec	3/24/2013	Pesticide	4,4'-DDD	n/a	=	84	%	EPA 608	-88	-88	31	141	
2012/13-4	MO-OXN	matrix spike, RPD	3/24/2013	Pesticide	4,4'-DDD	n/a	=	48	%	EPA 608	-88	-88	0	30	IL
2012/13-4	Lab	method blank	3/24/2013	Pesticide	4,4'-DDE	n/a	<	0.0025	µg/L	EPA 608	0.0025	0.05			
2012/13-4	Lab	LCS	3/24/2013	Pesticide	4,4'-DDE	n/a	=	0.0825	µg/L	EPA 608	0.0025	0.05			
2012/13-4	Lab	LCS, rec	3/24/2013	Pesticide	4,4'-DDE	n/a	=	82	%	EPA 608	-88	-88	30	145	
2012/13-4	MO-OXN	matrix spike	3/24/2013	Pesticide	4,4'-DDE	n/a	=	0.0616	µg/L	EPA 608	0.0025	0.05			
2012/13-4	MO-OXN	matrix spike, rec	3/24/2013	Pesticide	4,4'-DDE	n/a	=	62	%	EPA 608	-88	-88	30	145	
2012/13-4	MO-OXN	matrix spike dup	3/24/2013	Pesticide	4,4'-DDE	n/a	=	0.102	µg/L	EPA 608	0.0025	0.05			
2012/13-4	MO-OXN	matrix spike dup, rec	3/24/2013	Pesticide	4,4'-DDE	n/a	=	102	%	EPA 608	-88	-88	30	145	
2012/13-4	MO-OXN	matrix spike, RPD	3/24/2013	Pesticide	4,4'-DDE	n/a	=	49	%	EPA 608	-88	-88	0	30	IL
2012/13-4	Lab	method blank	3/24/2013	Pesticide	4,4'-DDT	n/a	<	0.0031	µg/L	EPA 608	0.0031	0.01			
2012/13-4	Lab	LCS	3/24/2013	Pesticide	4,4'-DDT	n/a	=	0.105	µg/L	EPA 608	0.0031	0.01			
2012/13-4	Lab	LCS, rec	3/24/2013	Pesticide	4,4'-DDT	n/a	=	105	%	EPA 608	-88	-88	25	160	
2012/13-4	MO-OXN	matrix spike	3/24/2013	Pesticide	4,4'-DDT	n/a	=	0.0795	µg/L	EPA 608	0.0031	0.01			
2012/13-4	MO-OXN	matrix spike, rec	3/24/2013	Pesticide	4,4'-DDT	n/a	=	79	%	EPA 608	-88	-88	25	160	
2012/13-4	MO-OXN	matrix spike dup	3/24/2013	Pesticide	4,4'-DDT	n/a	=	0.106	µg/L	EPA 608	0.0031	0.01			

Appendix F
Laboratory QA/QC Analysis Results

Event ID	Site ID	QAQC Sample Type	Analysis Date	Classification	Constituent	Fraction	Sign	Result	Units	Method	MDL	RL	QA Limit		DQOComp
													Min	Max	
2012/13-4	MO-OXN	matrix spike dup, rec	3/24/2013	Pesticide	4,4'-DDT	n/a	=	106	%	EPA 608	-88	-88	25	160	
2012/13-4	MO-OXN	matrix spike, RPD	3/24/2013	Pesticide	4,4'-DDT	n/a	=	29	%	EPA 608	-88	-88	0	30	
2012/13-4	Lab	method blank	3/21/2013	Pesticide	Acifluorfen	n/a	<	0.06	µg/L	EPA 515.3	0.06	0.4			
2012/13-4	Lab	LCS	3/21/2013	Pesticide	Acifluorfen	n/a	=	4.51	µg/L	EPA 515.3	0.06	0.4			
2012/13-4	Lab	LCS, rec	3/21/2013	Pesticide	Acifluorfen	n/a	=	113	%	EPA 515.3	-88	-88	70	130	
2012/13-4	ME-CC	matrix spike	3/21/2013	Pesticide	Acifluorfen	n/a	=	6.18	µg/L	EPA 515.3	0.06	0.4			GB
2012/13-4	ME-CC	matrix spike, rec	3/21/2013	Pesticide	Acifluorfen	n/a	=	154	%	EPA 515.3	-88	-88	70	130	GB
2012/13-4	ME-CC	matrix spike dup	3/21/2013	Pesticide	Acifluorfen	n/a	=	4.77	µg/L	EPA 515.3	0.06	0.4			
2012/13-4	ME-CC	matrix spike dup, rec	3/21/2013	Pesticide	Acifluorfen	n/a	=	119	%	EPA 515.3	-88	-88	70	130	
2012/13-4	ME-CC	matrix spike, RPD	3/21/2013	Pesticide	Acifluorfen	n/a	=	26	%	EPA 515.3	-88	-88	0	30	
2012/13-4	MO-OXN	matrix spike	3/21/2013	Pesticide	Acifluorfen	n/a	=	5.06	µg/L	EPA 515.3	0.06	0.4			
2012/13-4	MO-OXN	matrix spike, rec	3/21/2013	Pesticide	Acifluorfen	n/a	=	126	%	EPA 515.3	-88	-88	70	130	
2012/13-4	MO-OXN	matrix spike dup	3/21/2013	Pesticide	Acifluorfen	n/a	=	11.8	µg/L	EPA 515.3	0.06	0.4			GB
2012/13-4	MO-OXN	matrix spike dup, rec	3/21/2013	Pesticide	Acifluorfen	n/a	=	295	%	EPA 515.3	-88	-88	70	130	GB
2012/13-4	MO-OXN	matrix spike, RPD	3/21/2013	Pesticide	Acifluorfen	n/a	=	80	%	EPA 515.3	-88	-88	0	30	IL
2012/13-4	Lab	method blank	3/26/2013	Pesticide	Alachlor	n/a	<	0.022	µg/L	EPA 525.2	0.022	0.1			
2012/13-4	Lab	LCS	3/26/2013	Pesticide	Alachlor	n/a	=	5.23	µg/L	EPA 525.2	0.022	0.1			
2012/13-4	Lab	LCS, rec	3/26/2013	Pesticide	Alachlor	n/a	=	105	%	EPA 525.2	-88	-88	58	164	
2012/13-4	Lab	LCS dup	3/26/2013	Pesticide	Alachlor	n/a	=	5.6	µg/L	EPA 525.2	0.022	0.1			
2012/13-4	Lab	LCS dup, rec	3/26/2013	Pesticide	Alachlor	n/a	=	112	%	EPA 525.2	-88	-88	58	164	
2012/13-4	Lab	LCS, RPD	3/26/2013	Pesticide	Alachlor	n/a	=	7	%	EPA 525.2	-88	-88	0	30	
2012/13-4	Lab	method blank	4/5/2013	Pesticide	Alachlor	n/a	<	0.022	µg/L	EPA 525.2	0.022	0.1			
2012/13-4	Lab	LCS	4/5/2013	Pesticide	Alachlor	n/a	=	3.85	µg/L	EPA 525.2	0.022	0.1			
2012/13-4	Lab	LCS, rec	4/5/2013	Pesticide	Alachlor	n/a	=	77	%	EPA 525.2	-88	-88	58	164	
2012/13-4	MO-OXN	matrix spike	4/5/2013	Pesticide	Alachlor	n/a	=	6.23	µg/L	EPA 525.2	0.022	0.1			
2012/13-4	MO-OXN	matrix spike, rec	4/5/2013	Pesticide	Alachlor	n/a	=	125	%	EPA 525.2	-88	-88	58	177	
2012/13-4	MO-OXN	matrix spike dup	4/5/2013	Pesticide	Alachlor	n/a	=	7.37	µg/L	EPA 525.2	0.022	0.1			
2012/13-4	MO-OXN	matrix spike dup, rec	4/5/2013	Pesticide	Alachlor	n/a	=	147	%	EPA 525.2	-88	-88	58	177	
2012/13-4	MO-OXN	matrix spike, RPD	4/5/2013	Pesticide	Alachlor	n/a	=	17	%	EPA 525.2	-88	-88	0	30	
2012/13-4	Lab	method blank	3/24/2013	Pesticide	Aldrin	n/a	<	0.0015	µg/L	EPA 608	0.0015	0.005			
2012/13-4	Lab	LCS	3/24/2013	Pesticide	Aldrin	n/a	=	0.0773	µg/L	EPA 608	0.0015	0.005			
2012/13-4	Lab	LCS, rec	3/24/2013	Pesticide	Aldrin	n/a	=	77	%	EPA 608	-88	-88	42	122	
2012/13-4	MO-OXN	matrix spike	3/24/2013	Pesticide	Aldrin	n/a	=	0.0805	µg/L	EPA 608	0.0015	0.005			
2012/13-4	MO-OXN	matrix spike, rec	3/24/2013	Pesticide	Aldrin	n/a	=	81	%	EPA 608	-88	-88	42	122	
2012/13-4	MO-OXN	matrix spike dup	3/24/2013	Pesticide	Aldrin	n/a	=	0.112	µg/L	EPA 608	0.0015	0.005			
2012/13-4	MO-OXN	matrix spike dup, rec	3/24/2013	Pesticide	Aldrin	n/a	=	112	%	EPA 608	-88	-88	42	122	
2012/13-4	MO-OXN	matrix spike, RPD	3/24/2013	Pesticide	Aldrin	n/a	=	33	%	EPA 608	-88	-88	0	30	IL
2012/13-4	Lab	method blank	3/24/2013	Pesticide	alpha-BHC	n/a	<	0.0018	µg/L	EPA 608	0.0018	0.01			
2012/13-4	Lab	LCS	3/24/2013	Pesticide	alpha-BHC	n/a	=	0.097	µg/L	EPA 608	0.0018	0.01			
2012/13-4	Lab	LCS, rec	3/24/2013	Pesticide	alpha-BHC	n/a	=	97	%	EPA 608	-88	-88	37	134	
2012/13-4	MO-OXN	matrix spike	3/24/2013	Pesticide	alpha-BHC	n/a	=	0.158	µg/L	EPA 608	0.0018	0.01			GB
2012/13-4	MO-OXN	matrix spike, rec	3/24/2013	Pesticide	alpha-BHC	n/a	=	158	%	EPA 608	-88	-88	37	134	GB
2012/13-4	MO-OXN	matrix spike dup	3/24/2013	Pesticide	alpha-BHC	n/a	=	0.0921	µg/L	EPA 608	0.0018	0.01			
2012/13-4	MO-OXN	matrix spike dup, rec	3/24/2013	Pesticide	alpha-BHC	n/a	=	92	%	EPA 608	-88	-88	37	134	
2012/13-4	MO-OXN	matrix spike, RPD	3/24/2013	Pesticide	alpha-BHC	n/a	=	53	%	EPA 608	-88	-88	0	30	IL
2012/13-4	Lab	method blank	3/24/2013	Pesticide	alpha-Chlordane	n/a	<	0.0041	µg/L	EPA 608	0.0041	0.01			
2012/13-4	Lab	method blank	3/26/2013	Pesticide	Atrazine	n/a	<	0.034	µg/L	EPA 525.2	0.034	0.1			

Appendix F
Laboratory QA/QC Analysis Results

Event ID	Site ID	QAQC Sample Type	Analysis Date	Classification	Constituent	Fraction	Sign	Result	Units	Method	MDL	RL	QA Limit		DQOComp
													Min	Max	
2012/13-4	Lab	LCS	3/26/2013	Pesticide	Atrazine	n/a	=	4.57	µg/L	EPA 525.2	0.034	0.1			
2012/13-4	Lab	LCS, rec	3/26/2013	Pesticide	Atrazine	n/a	=	91	%	EPA 525.2	-88	-88	68	133	
2012/13-4	Lab	LCS dup	3/26/2013	Pesticide	Atrazine	n/a	=	4.78	µg/L	EPA 525.2	0.034	0.1			
2012/13-4	Lab	LCS dup, rec	3/26/2013	Pesticide	Atrazine	n/a	=	96	%	EPA 525.2	-88	-88	68	133	
2012/13-4	Lab	LCS, RPD	3/26/2013	Pesticide	Atrazine	n/a	=	4	%	EPA 525.2	-88	-88	0	30	
2012/13-4	Lab	method blank	4/5/2013	Pesticide	Atrazine	n/a	<	0.034	µg/L	EPA 525.2	0.034	0.1			
2012/13-4	Lab	LCS	4/5/2013	Pesticide	Atrazine	n/a	=	5.41	µg/L	EPA 525.2	0.034	0.1			
2012/13-4	Lab	LCS, rec	4/5/2013	Pesticide	Atrazine	n/a	=	108	%	EPA 525.2	-88	-88	68	133	
2012/13-4	MO-OXN	matrix spike	4/5/2013	Pesticide	Atrazine	n/a	=	2.02	µg/L	EPA 525.2	0.034	0.1			GB
2012/13-4	MO-OXN	matrix spike, rec	4/5/2013	Pesticide	Atrazine	n/a	=	40	%	EPA 525.2	-88	-88	53	142	GB
2012/13-4	MO-OXN	matrix spike dup	4/5/2013	Pesticide	Atrazine	n/a	=	1.77	µg/L	EPA 525.2	0.034	0.1			GB
2012/13-4	MO-OXN	matrix spike dup, rec	4/5/2013	Pesticide	Atrazine	n/a	=	35	%	EPA 525.2	-88	-88	53	142	GB
2012/13-4	MO-OXN	matrix spike, RPD	4/5/2013	Pesticide	Atrazine	n/a	=	13	%	EPA 525.2	-88	-88	0	30	
2012/13-4	000NONPJ	matrix spike	4/11/2013	Pesticide	Azinphos methyl	n/a	=	0.0199	µg/L	EPA 525.2	0.0055	0.01			GB
2012/13-4	000NONPJ	matrix spike, rec	4/11/2013	Pesticide	Azinphos methyl	n/a	=	40	%	EPA 525.2	-88	-88	50	150	GB
2012/13-4	000NONPJ	matrix spike dup	4/11/2013	Pesticide	Azinphos methyl	n/a	=	0.0154	µg/L	EPA 525.2	0.0055	0.01			GB
2012/13-4	000NONPJ	matrix spike dup, rec	4/11/2013	Pesticide	Azinphos methyl	n/a	=	31	%	EPA 525.2	-88	-88	50	150	GB
2012/13-4	000NONPJ	matrix spike, RPD	4/11/2013	Pesticide	Azinphos methyl	n/a	=	26	%	EPA 525.2	-88	-88	0	25	IL
2012/13-4	Lab	method blank	3/22/2013	Pesticide	Azinphos methyl	n/a	<	0.0055	µg/L	EPA 525.2	0.0055	0.01			
2012/13-4	Lab	LCS	3/22/2013	Pesticide	Azinphos methyl	n/a	DNQ	0.0093	µg/L	EPA 525.2	0.0055	0.01			EUM
2012/13-4	Lab	LCS, rec	3/22/2013	Pesticide	Azinphos methyl	n/a	=	19	%	EPA 525.2	-88	-88	50	150	EUM
2012/13-4	Lab	method blank	4/11/2013	Pesticide	Azinphos methyl	n/a	<	0.0055	µg/L	EPA 525.2	0.0055	0.01			
2012/13-4	Lab	LCS	4/11/2013	Pesticide	Azinphos methyl	n/a	=	0.0166	µg/L	EPA 525.2	0.0055	0.01			EUM
2012/13-4	Lab	LCS, rec	4/11/2013	Pesticide	Azinphos methyl	n/a	=	33	%	EPA 525.2	-88	-88	50	150	EUM
2012/13-4	MO-OXN	matrix spike	3/22/2013	Pesticide	Azinphos methyl	n/a	DNQ	0.0066	µg/L	EPA 525.2	0.0055	0.01			GB
2012/13-4	MO-OXN	matrix spike, rec	3/22/2013	Pesticide	Azinphos methyl	n/a	=	13	%	EPA 525.2	-88	-88	50	150	GB
2012/13-4	MO-OXN	matrix spike dup	3/22/2013	Pesticide	Azinphos methyl	n/a	<	0.0055	µg/L	EPA 525.2	0.0055	0.01			GB
2012/13-4	MO-OXN	matrix spike dup, rec	3/22/2013	Pesticide	Azinphos methyl	n/a	=	200	%	EPA 525.2	-88	-88	50	150	GB
2012/13-4	MO-OXN	matrix spike, RPD	3/22/2013	Pesticide	Azinphos methyl	n/a	=	200	%	EPA 525.2	-88	-88	0	25	IL
2012/13-4	Lab	method blank	3/21/2013	Pesticide	Bentazon	n/a	<	0.11	µg/L	EPA 515.3	0.11	2			
2012/13-4	Lab	LCS	3/21/2013	Pesticide	Bentazon	n/a	=	17.3	µg/L	EPA 515.3	0.11	2			
2012/13-4	Lab	LCS, rec	3/21/2013	Pesticide	Bentazon	n/a	=	108	%	EPA 515.3	-88	-88	70	130	
2012/13-4	ME-CC	matrix spike	3/21/2013	Pesticide	Bentazon	n/a	=	15.7	µg/L	EPA 515.3	0.11	2			
2012/13-4	ME-CC	matrix spike, rec	3/21/2013	Pesticide	Bentazon	n/a	=	98	%	EPA 515.3	-88	-88	70	130	
2012/13-4	ME-CC	matrix spike dup	3/21/2013	Pesticide	Bentazon	n/a	=	16	µg/L	EPA 515.3	0.11	2			
2012/13-4	ME-CC	matrix spike dup, rec	3/21/2013	Pesticide	Bentazon	n/a	=	100	%	EPA 515.3	-88	-88	70	130	
2012/13-4	ME-CC	matrix spike, RPD	3/21/2013	Pesticide	Bentazon	n/a	=	2	%	EPA 515.3	-88	-88	0	30	
2012/13-4	MO-OXN	matrix spike	3/21/2013	Pesticide	Bentazon	n/a	=	14.1	µg/L	EPA 515.3	0.11	2			
2012/13-4	MO-OXN	matrix spike, rec	3/21/2013	Pesticide	Bentazon	n/a	=	88	%	EPA 515.3	-88	-88	70	130	
2012/13-4	MO-OXN	matrix spike dup	3/21/2013	Pesticide	Bentazon	n/a	=	14.4	µg/L	EPA 515.3	0.11	2			
2012/13-4	MO-OXN	matrix spike dup, rec	3/21/2013	Pesticide	Bentazon	n/a	=	90	%	EPA 515.3	-88	-88	70	130	
2012/13-4	MO-OXN	matrix spike, RPD	3/21/2013	Pesticide	Bentazon	n/a	=	2	%	EPA 515.3	-88	-88	0	30	
2012/13-4	Lab	method blank	3/24/2013	Pesticide	beta-BHC	n/a	<	0.0031	µg/L	EPA 608	0.0031	0.005			
2012/13-4	Lab	LCS	3/24/2013	Pesticide	beta-BHC	n/a	=	0.0964	µg/L	EPA 608	0.0031	0.005			
2012/13-4	Lab	LCS, rec	3/24/2013	Pesticide	beta-BHC	n/a	=	96	%	EPA 608	-88	-88	14	147	
2012/13-4	MO-OXN	matrix spike	3/24/2013	Pesticide	beta-BHC	n/a	=	0.0393	µg/L	EPA 608	0.0031	0.005			
2012/13-4	MO-OXN	matrix spike, rec	3/24/2013	Pesticide	beta-BHC	n/a	=	39	%	EPA 608	-88	-88	17	147	

Appendix F
Laboratory QA/QC Analysis Results

Event ID	Site ID	QAQC Sample Type	Analysis Date	Classification	Constituent	Fraction	Sign	Result	Units	Method	MDL	RL	QA Limit		DQOComp
													Min	Max	
2012/13-4	MO-OXN	matrix spike dup	3/24/2013	Pesticide	beta-BHC	n/a	=	0.0628	µg/L	EPA 608	0.0031	0.005			
2012/13-4	MO-OXN	matrix spike dup, rec	3/24/2013	Pesticide	beta-BHC	n/a	=	63	%	EPA 608	-88	-88	17	147	
2012/13-4	MO-OXN	matrix spike, RPD	3/24/2013	Pesticide	beta-BHC	n/a	=	46	%	EPA 608	-88	-88	0	30	IL
2012/13-4	000NONPJ	matrix spike	4/11/2013	Pesticide	Bolstar	n/a	=	0.0381	µg/L	EPA 525.2	0.0046	0.01			
2012/13-4	000NONPJ	matrix spike, rec	4/11/2013	Pesticide	Bolstar	n/a	=	76	%	EPA 525.2	-88	-88	50	150	
2012/13-4	000NONPJ	matrix spike dup	4/11/2013	Pesticide	Bolstar	n/a	=	0.0333	µg/L	EPA 525.2	0.0046	0.01			
2012/13-4	000NONPJ	matrix spike dup, rec	4/11/2013	Pesticide	Bolstar	n/a	=	67	%	EPA 525.2	-88	-88	50	150	
2012/13-4	000NONPJ	matrix spike, RPD	4/11/2013	Pesticide	Bolstar	n/a	=	13	%	EPA 525.2	-88	-88	0	25	
2012/13-4	Lab	method blank	3/22/2013	Pesticide	Bolstar	n/a	<	0.0046	µg/L	EPA 525.2	0.0046	0.01			
2012/13-4	Lab	LCS	3/22/2013	Pesticide	Bolstar	n/a	=	0.0498	µg/L	EPA 525.2	0.0046	0.01			
2012/13-4	Lab	LCS, rec	3/22/2013	Pesticide	Bolstar	n/a	=	100	%	EPA 525.2	-88	-88	50	150	
2012/13-4	Lab	method blank	4/11/2013	Pesticide	Bolstar	n/a	<	0.0046	µg/L	EPA 525.2	0.0046	0.01			
2012/13-4	Lab	LCS	4/11/2013	Pesticide	Bolstar	n/a	=	0.053	µg/L	EPA 525.2	0.0046	0.01			
2012/13-4	Lab	LCS, rec	4/11/2013	Pesticide	Bolstar	n/a	=	106	%	EPA 525.2	-88	-88	50	150	
2012/13-4	MO-OXN	matrix spike	3/22/2013	Pesticide	Bolstar	n/a	=	0.0539	µg/L	EPA 525.2	0.0046	0.01			
2012/13-4	MO-OXN	matrix spike, rec	3/22/2013	Pesticide	Bolstar	n/a	=	108	%	EPA 525.2	-88	-88	50	150	
2012/13-4	MO-OXN	matrix spike dup	3/22/2013	Pesticide	Bolstar	n/a	=	0.0535	µg/L	EPA 525.2	0.0046	0.01			
2012/13-4	MO-OXN	matrix spike dup, rec	3/22/2013	Pesticide	Bolstar	n/a	=	107	%	EPA 525.2	-88	-88	50	150	
2012/13-4	MO-OXN	matrix spike, RPD	3/22/2013	Pesticide	Bolstar	n/a	=	0.6	%	EPA 525.2	-88	-88	0	25	
2012/13-4	Lab	method blank	3/26/2013	Pesticide	Bromacil	n/a	<	0.038	µg/L	EPA 525.2	0.038	1			
2012/13-4	Lab	LCS	3/26/2013	Pesticide	Bromacil	n/a	=	4.9	µg/L	EPA 525.2	0.038	1			
2012/13-4	Lab	LCS, rec	3/26/2013	Pesticide	Bromacil	n/a	=	98	%	EPA 525.2	-88	-88	43	177	
2012/13-4	Lab	LCS dup	3/26/2013	Pesticide	Bromacil	n/a	=	4.56	µg/L	EPA 525.2	0.038	1			
2012/13-4	Lab	LCS dup, rec	3/26/2013	Pesticide	Bromacil	n/a	=	91	%	EPA 525.2	-88	-88	43	177	
2012/13-4	Lab	LCS, RPD	3/26/2013	Pesticide	Bromacil	n/a	=	7	%	EPA 525.2	-88	-88	0	30	
2012/13-4	Lab	method blank	4/5/2013	Pesticide	Bromacil	n/a	<	0.038	µg/L	EPA 525.2	0.038	1			
2012/13-4	Lab	LCS	4/5/2013	Pesticide	Bromacil	n/a	=	4.19	µg/L	EPA 525.2	0.038	1			
2012/13-4	Lab	LCS, rec	4/5/2013	Pesticide	Bromacil	n/a	=	84	%	EPA 525.2	-88	-88	43	177	
2012/13-4	MO-OXN	matrix spike	4/5/2013	Pesticide	Bromacil	n/a	=	1.49	µg/L	EPA 525.2	0.038	1			GB
2012/13-4	MO-OXN	matrix spike, rec	4/5/2013	Pesticide	Bromacil	n/a	=	30	%	EPA 525.2	-88	-88	71	182	GB
2012/13-4	MO-OXN	matrix spike dup	4/5/2013	Pesticide	Bromacil	n/a	=	1.47	µg/L	EPA 525.2	0.038	1			GB
2012/13-4	MO-OXN	matrix spike dup, rec	4/5/2013	Pesticide	Bromacil	n/a	=	29	%	EPA 525.2	-88	-88	71	182	GB
2012/13-4	MO-OXN	matrix spike, RPD	4/5/2013	Pesticide	Bromacil	n/a	=	1	%	EPA 525.2	-88	-88	0	30	
2012/13-4	Lab	method blank	3/26/2013	Pesticide	Butachlor	n/a	<	0.017	µg/L	EPA 525.2	0.017	0.2			
2012/13-4	Lab	LCS	3/26/2013	Pesticide	Butachlor	n/a	=	4.83	µg/L	EPA 525.2	0.017	0.2			
2012/13-4	Lab	LCS, rec	3/26/2013	Pesticide	Butachlor	n/a	=	97	%	EPA 525.2	-88	-88	55	178	
2012/13-4	Lab	LCS dup	3/26/2013	Pesticide	Butachlor	n/a	=	5.26	µg/L	EPA 525.2	0.017	0.2			
2012/13-4	Lab	LCS dup, rec	3/26/2013	Pesticide	Butachlor	n/a	=	105	%	EPA 525.2	-88	-88	55	178	
2012/13-4	Lab	LCS, RPD	3/26/2013	Pesticide	Butachlor	n/a	=	9	%	EPA 525.2	-88	-88	0	30	
2012/13-4	Lab	method blank	4/5/2013	Pesticide	Butachlor	n/a	<	0.017	µg/L	EPA 525.2	0.017	0.2			
2012/13-4	Lab	LCS	4/5/2013	Pesticide	Butachlor	n/a	=	4.25	µg/L	EPA 525.2	0.017	0.2			
2012/13-4	Lab	LCS, rec	4/5/2013	Pesticide	Butachlor	n/a	=	85	%	EPA 525.2	-88	-88	55	178	
2012/13-4	MO-OXN	matrix spike	4/5/2013	Pesticide	Butachlor	n/a	=	7.14	µg/L	EPA 525.2	0.017	0.2			
2012/13-4	MO-OXN	matrix spike, rec	4/5/2013	Pesticide	Butachlor	n/a	=	143	%	EPA 525.2	-88	-88	67	181	
2012/13-4	MO-OXN	matrix spike dup	4/5/2013	Pesticide	Butachlor	n/a	=	8.41	µg/L	EPA 525.2	0.017	0.2			
2012/13-4	MO-OXN	matrix spike dup, rec	4/5/2013	Pesticide	Butachlor	n/a	=	168	%	EPA 525.2	-88	-88	67	181	
2012/13-4	MO-OXN	matrix spike, RPD	4/5/2013	Pesticide	Butachlor	n/a	=	16	%	EPA 525.2	-88	-88	0	30	

Appendix F
Laboratory QA/QC Analysis Results

Event ID	Site ID	QAQC Sample Type	Analysis Date	Classification	Constituent	Fraction	Sign	Result	Units	Method	MDL	RL	QA Limit		DQOComp
													Min	Max	
2012/13-4	Lab	method blank	3/26/2013	Pesticide	Captan	n/a	<	0.86	µg/L	EPA 525.2	0.86	1			
2012/13-4	Lab	LCS	3/26/2013	Pesticide	Captan	n/a	=	5.9	µg/L	EPA 525.2	0.86	1			
2012/13-4	Lab	LCS, rec	3/26/2013	Pesticide	Captan	n/a	=	118	%	EPA 525.2	-88	-88	20	215	
2012/13-4	Lab	LCS dup	3/26/2013	Pesticide	Captan	n/a	=	5.27	µg/L	EPA 525.2	0.86	1			
2012/13-4	Lab	LCS dup, rec	3/26/2013	Pesticide	Captan	n/a	=	105	%	EPA 525.2	-88	-88	20	215	
2012/13-4	Lab	LCS, RPD	3/26/2013	Pesticide	Captan	n/a	=	11	%	EPA 525.2	-88	-88	0	30	
2012/13-4	Lab	method blank	4/5/2013	Pesticide	Captan	n/a	<	0.86	µg/L	EPA 525.2	0.86	1			
2012/13-4	Lab	LCS	4/5/2013	Pesticide	Captan	n/a	=	5.09	µg/L	EPA 525.2	0.86	1			
2012/13-4	Lab	LCS, rec	4/5/2013	Pesticide	Captan	n/a	=	102	%	EPA 525.2	-88	-88	20	215	
2012/13-4	MO-OXN	matrix spike	4/5/2013	Pesticide	Captan	n/a	<	0.86	µg/L	EPA 525.2	0.86	1			GB
2012/13-4	MO-OXN	matrix spike, rec	4/5/2013	Pesticide	Captan	n/a	=	0	%	EPA 525.2	-88	-88	45	182	GB
2012/13-4	MO-OXN	matrix spike dup	4/5/2013	Pesticide	Captan	n/a	=	4.01	µg/L	EPA 525.2	0.86	1			
2012/13-4	MO-OXN	matrix spike dup, rec	4/5/2013	Pesticide	Captan	n/a	=	80	%	EPA 525.2	-88	-88	45	182	
2012/13-4	MO-OXN	matrix spike, RPD	4/5/2013	Pesticide	Captan	n/a	=	200	%	EPA 525.2	-88	-88	0	30	IL
2012/13-4	Lab	method blank	3/24/2013	Pesticide	Chlordane (technical)	n/a	<	0.08	µg/L	EPA 608	0.08	0.1			
2012/13-4	Lab	method blank	3/26/2013	Pesticide	Chloropropham	n/a	<	0.01	µg/L	EPA 525.2	0.01	0.1			
2012/13-4	Lab	LCS	3/26/2013	Pesticide	Chloropropham	n/a	=	5.36	µg/L	EPA 525.2	0.01	0.1			
2012/13-4	Lab	LCS, rec	3/26/2013	Pesticide	Chloropropham	n/a	=	107	%	EPA 525.2	-88	-88	74	133	
2012/13-4	Lab	LCS dup	3/26/2013	Pesticide	Chloropropham	n/a	=	5.72	µg/L	EPA 525.2	0.01	0.1			
2012/13-4	Lab	LCS dup, rec	3/26/2013	Pesticide	Chloropropham	n/a	=	114	%	EPA 525.2	-88	-88	74	133	
2012/13-4	Lab	LCS, RPD	3/26/2013	Pesticide	Chloropropham	n/a	=	6	%	EPA 525.2	-88	-88	0	30	
2012/13-4	Lab	method blank	4/5/2013	Pesticide	Chloropropham	n/a	<	0.01	µg/L	EPA 525.2	0.01	0.1			
2012/13-4	Lab	LCS	4/5/2013	Pesticide	Chloropropham	n/a	=	6.18	µg/L	EPA 525.2	0.01	0.1			
2012/13-4	Lab	LCS, rec	4/5/2013	Pesticide	Chloropropham	n/a	=	124	%	EPA 525.2	-88	-88	74	133	
2012/13-4	MO-OXN	matrix spike	4/5/2013	Pesticide	Chloropropham	n/a	=	4.95	µg/L	EPA 525.2	0.01	0.1			
2012/13-4	MO-OXN	matrix spike, rec	4/5/2013	Pesticide	Chloropropham	n/a	=	99	%	EPA 525.2	-88	-88	76	137	
2012/13-4	MO-OXN	matrix spike dup	4/5/2013	Pesticide	Chloropropham	n/a	=	5.24	µg/L	EPA 525.2	0.01	0.1			
2012/13-4	MO-OXN	matrix spike dup, rec	4/5/2013	Pesticide	Chloropropham	n/a	=	105	%	EPA 525.2	-88	-88	76	137	
2012/13-4	MO-OXN	matrix spike, RPD	4/5/2013	Pesticide	Chloropropham	n/a	=	6	%	EPA 525.2	-88	-88	0	30	
2012/13-4	000NONPJ	matrix spike	4/11/2013	Pesticide	Chlorpyrifos	n/a	=	0.0469	µg/L	EPA 525.2	0.0069	0.01			
2012/13-4	000NONPJ	matrix spike, rec	4/11/2013	Pesticide	Chlorpyrifos	n/a	=	94	%	EPA 525.2	-88	-88	50	150	
2012/13-4	000NONPJ	matrix spike dup	4/11/2013	Pesticide	Chlorpyrifos	n/a	=	0.0446	µg/L	EPA 525.2	0.0069	0.01			
2012/13-4	000NONPJ	matrix spike dup, rec	4/11/2013	Pesticide	Chlorpyrifos	n/a	=	89	%	EPA 525.2	-88	-88	50	150	
2012/13-4	000NONPJ	matrix spike, RPD	4/11/2013	Pesticide	Chlorpyrifos	n/a	=	5	%	EPA 525.2	-88	-88	0	25	
2012/13-4	Lab	method blank	3/22/2013	Pesticide	Chlorpyrifos	n/a	<	0.0069	µg/L	EPA 525.2	0.0069	0.01			
2012/13-4	Lab	LCS	3/22/2013	Pesticide	Chlorpyrifos	n/a	=	0.0519	µg/L	EPA 525.2	0.0069	0.01			
2012/13-4	Lab	LCS, rec	3/22/2013	Pesticide	Chlorpyrifos	n/a	=	104	%	EPA 525.2	-88	-88	50	150	
2012/13-4	Lab	method blank	4/11/2013	Pesticide	Chlorpyrifos	n/a	<	0.0069	µg/L	EPA 525.2	0.0069	0.01			
2012/13-4	Lab	LCS	4/11/2013	Pesticide	Chlorpyrifos	n/a	=	0.0541	µg/L	EPA 525.2	0.0069	0.01			
2012/13-4	Lab	LCS, rec	4/11/2013	Pesticide	Chlorpyrifos	n/a	=	108	%	EPA 525.2	-88	-88	50	150	
2012/13-4	MO-OXN	matrix spike	3/22/2013	Pesticide	Chlorpyrifos	n/a	=	0.0496	µg/L	EPA 525.2	0.0069	0.01			
2012/13-4	MO-OXN	matrix spike, rec	3/22/2013	Pesticide	Chlorpyrifos	n/a	=	99	%	EPA 525.2	-88	-88	50	150	
2012/13-4	MO-OXN	matrix spike dup	3/22/2013	Pesticide	Chlorpyrifos	n/a	=	0.0467	µg/L	EPA 525.2	0.0069	0.01			
2012/13-4	MO-OXN	matrix spike dup, rec	3/22/2013	Pesticide	Chlorpyrifos	n/a	=	93	%	EPA 525.2	-88	-88	50	150	
2012/13-4	MO-OXN	matrix spike, RPD	3/22/2013	Pesticide	Chlorpyrifos	n/a	=	6	%	EPA 525.2	-88	-88	0	25	
2012/13-4	000NONPJ	matrix spike	4/11/2013	Pesticide	Coumaphos	n/a	=	0.0384	µg/L	EPA 525.2	0.0051	0.01			
2012/13-4	000NONPJ	matrix spike, rec	4/11/2013	Pesticide	Coumaphos	n/a	=	77	%	EPA 525.2	-88	-88	50	150	

Appendix F
Laboratory QA/QC Analysis Results

Event ID	Site ID	QAQC Sample Type	Analysis Date	Classification	Constituent	Fraction	Sign	Result	Units	Method	MDL	RL	QA Limit		DQOComp
													Min	Max	
2012/13-4	000NONPJ	matrix spike dup	4/11/2013	Pesticide	Coumaphos	n/a	=	0.0335	µg/L	EPA 525.2	0.0051	0.01			
2012/13-4	000NONPJ	matrix spike dup, rec	4/11/2013	Pesticide	Coumaphos	n/a	=	67	%	EPA 525.2	-88	-88	50	150	
2012/13-4	000NONPJ	matrix spike, RPD	4/11/2013	Pesticide	Coumaphos	n/a	=	14	%	EPA 525.2	-88	-88	0	25	
2012/13-4	Lab	method blank	3/22/2013	Pesticide	Coumaphos	n/a	<	0.0051	µg/L	EPA 525.2	0.0051	0.01			
2012/13-4	Lab	LCS	3/22/2013	Pesticide	Coumaphos	n/a	=	0.0282	µg/L	EPA 525.2	0.0051	0.01			
2012/13-4	Lab	LCS, rec	3/22/2013	Pesticide	Coumaphos	n/a	=	56	%	EPA 525.2	-88	-88	50	150	
2012/13-4	Lab	method blank	4/11/2013	Pesticide	Coumaphos	n/a	<	0.0051	µg/L	EPA 525.2	0.0051	0.01			
2012/13-4	Lab	LCS	4/11/2013	Pesticide	Coumaphos	n/a	=	0.0462	µg/L	EPA 525.2	0.0051	0.01			
2012/13-4	Lab	LCS, rec	4/11/2013	Pesticide	Coumaphos	n/a	=	92	%	EPA 525.2	-88	-88	50	150	
2012/13-4	MO-OXN	matrix spike	3/22/2013	Pesticide	Coumaphos	n/a	=	0.0148	µg/L	EPA 525.2	0.0051	0.01			GB
2012/13-4	MO-OXN	matrix spike, rec	3/22/2013	Pesticide	Coumaphos	n/a	=	30	%	EPA 525.2	-88	-88	50	150	GB
2012/13-4	MO-OXN	matrix spike dup	3/22/2013	Pesticide	Coumaphos	n/a	=	0.015	µg/L	EPA 525.2	0.0051	0.01			GB
2012/13-4	MO-OXN	matrix spike dup, rec	3/22/2013	Pesticide	Coumaphos	n/a	=	30	%	EPA 525.2	-88	-88	50	150	GB
2012/13-4	MO-OXN	matrix spike, RPD	3/22/2013	Pesticide	Coumaphos	n/a	=	2	%	EPA 525.2	-88	-88	0	25	
2012/13-4	Lab	method blank	3/26/2013	Pesticide	Cyanazine	n/a	<	0.024	µg/L	EPA 525.2	0.024	0.1			
2012/13-4	Lab	LCS	3/26/2013	Pesticide	Cyanazine	n/a	=	5.2	µg/L	EPA 525.2	0.024	0.1			
2012/13-4	Lab	LCS, rec	3/26/2013	Pesticide	Cyanazine	n/a	=	104	%	EPA 525.2	-88	-88	69	131	
2012/13-4	Lab	LCS dup	3/26/2013	Pesticide	Cyanazine	n/a	=	5.05	µg/L	EPA 525.2	0.024	0.1			
2012/13-4	Lab	LCS dup, rec	3/26/2013	Pesticide	Cyanazine	n/a	=	101	%	EPA 525.2	-88	-88	69	131	
2012/13-4	Lab	LCS, RPD	3/26/2013	Pesticide	Cyanazine	n/a	=	3	%	EPA 525.2	-88	-88	0	30	
2012/13-4	Lab	method blank	4/5/2013	Pesticide	Cyanazine	n/a	<	0.024	µg/L	EPA 525.2	0.024	0.1			
2012/13-4	Lab	LCS	4/5/2013	Pesticide	Cyanazine	n/a	=	5.14	µg/L	EPA 525.2	0.024	0.1			
2012/13-4	Lab	LCS, rec	4/5/2013	Pesticide	Cyanazine	n/a	=	103	%	EPA 525.2	-88	-88	69	131	
2012/13-4	MO-OXN	matrix spike	4/5/2013	Pesticide	Cyanazine	n/a	=	0.48	µg/L	EPA 525.2	0.024	0.1			GB
2012/13-4	MO-OXN	matrix spike, rec	4/5/2013	Pesticide	Cyanazine	n/a	=	10	%	EPA 525.2	-88	-88	26	145	GB
2012/13-4	MO-OXN	matrix spike dup	4/5/2013	Pesticide	Cyanazine	n/a	=	0.2	µg/L	EPA 525.2	0.024	0.1			GB
2012/13-4	MO-OXN	matrix spike dup, rec	4/5/2013	Pesticide	Cyanazine	n/a	=	4	%	EPA 525.2	-88	-88	26	145	GB
2012/13-4	MO-OXN	matrix spike, RPD	4/5/2013	Pesticide	Cyanazine	n/a	=	82	%	EPA 525.2	-88	-88	0	30	IL
2012/13-4	Lab	method blank	3/21/2013	Pesticide	Dalapon	n/a	<	0.1	µg/L	EPA 515.3	0.1	0.4			
2012/13-4	Lab	LCS	3/21/2013	Pesticide	Dalapon	n/a	=	7.63	µg/L	EPA 515.3	0.1	0.4			
2012/13-4	Lab	LCS, rec	3/21/2013	Pesticide	Dalapon	n/a	=	95	%	EPA 515.3	-88	-88	70	130	
2012/13-4	ME-CC	matrix spike	3/21/2013	Pesticide	Dalapon	n/a	=	7.43	µg/L	EPA 515.3	0.1	0.4			
2012/13-4	ME-CC	matrix spike, rec	3/21/2013	Pesticide	Dalapon	n/a	=	93	%	EPA 515.3	-88	-88	70	130	
2012/13-4	ME-CC	matrix spike dup	3/21/2013	Pesticide	Dalapon	n/a	=	7.44	µg/L	EPA 515.3	0.1	0.4			
2012/13-4	ME-CC	matrix spike dup, rec	3/21/2013	Pesticide	Dalapon	n/a	=	93	%	EPA 515.3	-88	-88	70	130	
2012/13-4	ME-CC	matrix spike, RPD	3/21/2013	Pesticide	Dalapon	n/a	=	0.2	%	EPA 515.3	-88	-88	0	30	
2012/13-4	MO-OXN	matrix spike	3/21/2013	Pesticide	Dalapon	n/a	=	6.66	µg/L	EPA 515.3	0.1	0.4			
2012/13-4	MO-OXN	matrix spike, rec	3/21/2013	Pesticide	Dalapon	n/a	=	83	%	EPA 515.3	-88	-88	70	130	
2012/13-4	MO-OXN	matrix spike dup	3/21/2013	Pesticide	Dalapon	n/a	=	6.92	µg/L	EPA 515.3	0.1	0.4			
2012/13-4	MO-OXN	matrix spike dup, rec	3/21/2013	Pesticide	Dalapon	n/a	=	86	%	EPA 515.3	-88	-88	70	130	
2012/13-4	MO-OXN	matrix spike, RPD	3/21/2013	Pesticide	Dalapon	n/a	=	4	%	EPA 515.3	-88	-88	0	30	
2012/13-4	Lab	method blank	3/21/2013	Pesticide	DCPA (Dacthal)	n/a	<	0.07	µg/L	EPA 515.3	0.07	0.1			
2012/13-4	Lab	LCS	3/21/2013	Pesticide	DCPA (Dacthal)	n/a	=	3.69	µg/L	EPA 515.3	0.07	0.1			
2012/13-4	Lab	LCS, rec	3/21/2013	Pesticide	DCPA (Dacthal)	n/a	=	92	%	EPA 515.3	-88	-88	70	130	
2012/13-4	ME-CC	matrix spike	3/21/2013	Pesticide	DCPA (Dacthal)	n/a	=	4.69	µg/L	EPA 515.3	0.07	0.1			
2012/13-4	ME-CC	matrix spike, rec	3/21/2013	Pesticide	DCPA (Dacthal)	n/a	=	90	%	EPA 515.3	-88	-88	70	130	
2012/13-4	ME-CC	matrix spike dup	3/21/2013	Pesticide	DCPA (Dacthal)	n/a	=	4.78	µg/L	EPA 515.3	0.07	0.1			

Appendix F
Laboratory QA/QC Analysis Results

Event ID	Site ID	QAQC Sample Type	Analysis Date	Classification	Constituent	Fraction	Sign	Result	Units	Method	MDL	RL	QA Limit		DQOComp
													Min	Max	
2012/13-4	ME-CC	matrix spike dup, rec	3/21/2013	Pesticide	DCPA (Dacthal)	n/a	=	92	%	EPA 515.3	-88	-88	70	130	
2012/13-4	ME-CC	matrix spike, RPD	3/21/2013	Pesticide	DCPA (Dacthal)	n/a	=	2	%	EPA 515.3	-88	-88	0	30	
2012/13-4	MO-OXN	matrix spike	3/21/2013	Pesticide	DCPA (Dacthal)	n/a	=	3.58	µg/L	EPA 515.3	0.07	0.1			
2012/13-4	MO-OXN	matrix spike, rec	3/21/2013	Pesticide	DCPA (Dacthal)	n/a	=	90	%	EPA 515.3	-88	-88	70	130	
2012/13-4	MO-OXN	matrix spike dup	3/21/2013	Pesticide	DCPA (Dacthal)	n/a	=	3.52	µg/L	EPA 515.3	0.07	0.1			
2012/13-4	MO-OXN	matrix spike dup, rec	3/21/2013	Pesticide	DCPA (Dacthal)	n/a	=	88	%	EPA 515.3	-88	-88	70	130	
2012/13-4	MO-OXN	matrix spike, RPD	3/21/2013	Pesticide	DCPA (Dacthal)	n/a	=	2	%	EPA 515.3	-88	-88	0	30	
2012/13-4	Lab	method blank	3/24/2013	Pesticide	delta-BHC	n/a	<	0.0025	µg/L	EPA 608	0.0025	0.005			
2012/13-4	Lab	LCS	3/24/2013	Pesticide	delta-BHC	n/a	=	0.0959	µg/L	EPA 608	0.0025	0.005			
2012/13-4	Lab	LCS, rec	3/24/2013	Pesticide	delta-BHC	n/a	=	96	%	EPA 608	-88	-88	19	140	
2012/13-4	MO-OXN	matrix spike	3/24/2013	Pesticide	delta-BHC	n/a	=	0.0497	µg/L	EPA 608	0.0025	0.005			
2012/13-4	MO-OXN	matrix spike, rec	3/24/2013	Pesticide	delta-BHC	n/a	=	50	%	EPA 608	-88	-88	19	140	
2012/13-4	MO-OXN	matrix spike dup	3/24/2013	Pesticide	delta-BHC	n/a	=	0.0588	µg/L	EPA 608	0.0025	0.005			
2012/13-4	MO-OXN	matrix spike dup, rec	3/24/2013	Pesticide	delta-BHC	n/a	=	59	%	EPA 608	-88	-88	19	140	
2012/13-4	MO-OXN	matrix spike, RPD	3/24/2013	Pesticide	delta-BHC	n/a	=	17	%	EPA 608	-88	-88	0	30	
2012/13-4	000NONPJ	matrix spike	4/11/2013	Pesticide	Demeton-O	n/a	=	0.0432	µg/L	EPA 525.2	0.01	0.01			
2012/13-4	000NONPJ	matrix spike, rec	4/11/2013	Pesticide	Demeton-O	n/a	=	86	%	EPA 525.2	-88	-88	50	150	
2012/13-4	000NONPJ	matrix spike dup	4/11/2013	Pesticide	Demeton-O	n/a	=	0.017	µg/L	EPA 525.2	0.01	0.01			GB
2012/13-4	000NONPJ	matrix spike dup, rec	4/11/2013	Pesticide	Demeton-O	n/a	=	34	%	EPA 525.2	-88	-88	50	150	GB
2012/13-4	000NONPJ	matrix spike, RPD	4/11/2013	Pesticide	Demeton-O	n/a	=	87	%	EPA 525.2	-88	-88	0	25	IL
2012/13-4	Lab	method blank	3/22/2013	Pesticide	Demeton-O	n/a	<	0.01	µg/L	EPA 525.2	0.01	0.01			
2012/13-4	Lab	LCS	3/22/2013	Pesticide	Demeton-O	n/a	=	0.088	µg/L	EPA 525.2	0.01	0.01			EUM
2012/13-4	Lab	LCS, rec	3/22/2013	Pesticide	Demeton-O	n/a	=	176	%	EPA 525.2	-88	-88	50	150	EUM
2012/13-4	Lab	method blank	4/11/2013	Pesticide	Demeton-O	n/a	<	0.01	µg/L	EPA 525.2	0.01	0.01			
2012/13-4	Lab	LCS	4/11/2013	Pesticide	Demeton-O	n/a	=	0.0427	µg/L	EPA 525.2	0.01	0.01			
2012/13-4	Lab	LCS, rec	4/11/2013	Pesticide	Demeton-O	n/a	=	85	%	EPA 525.2	-88	-88	50	150	
2012/13-4	MO-OXN	matrix spike	3/22/2013	Pesticide	Demeton-O	n/a	=	0.0829	µg/L	EPA 525.2	0.01	0.01			GB
2012/13-4	MO-OXN	matrix spike, rec	3/22/2013	Pesticide	Demeton-O	n/a	=	166	%	EPA 525.2	-88	-88	50	150	GB
2012/13-4	MO-OXN	matrix spike dup	3/22/2013	Pesticide	Demeton-O	n/a	=	0.0796	µg/L	EPA 525.2	0.01	0.01			GB
2012/13-4	MO-OXN	matrix spike dup, rec	3/22/2013	Pesticide	Demeton-O	n/a	=	159	%	EPA 525.2	-88	-88	50	150	GB
2012/13-4	MO-OXN	matrix spike, RPD	3/22/2013	Pesticide	Demeton-O	n/a	=	4	%	EPA 525.2	-88	-88	0	25	
2012/13-4	000NONPJ	matrix spike	4/11/2013	Pesticide	Demeton-S	n/a	=	0.0432	µg/L	EPA 525.2	0.01	0.01			
2012/13-4	000NONPJ	matrix spike, rec	4/11/2013	Pesticide	Demeton-S	n/a	=	86	%	EPA 525.2	-88	-88	50	150	
2012/13-4	000NONPJ	matrix spike dup	4/11/2013	Pesticide	Demeton-S	n/a	=	0.017	µg/L	EPA 525.2	0.01	0.01			GB
2012/13-4	000NONPJ	matrix spike dup, rec	4/11/2013	Pesticide	Demeton-S	n/a	=	34	%	EPA 525.2	-88	-88	50	150	GB
2012/13-4	000NONPJ	matrix spike, RPD	4/11/2013	Pesticide	Demeton-S	n/a	=	87	%	EPA 525.2	-88	-88	0	25	IL
2012/13-4	Lab	method blank	3/22/2013	Pesticide	Demeton-S	n/a	<	0.01	µg/L	EPA 525.2	0.01	0.01			
2012/13-4	Lab	LCS	3/22/2013	Pesticide	Demeton-S	n/a	=	0.088	µg/L	EPA 525.2	0.01	0.01			EUM
2012/13-4	Lab	LCS, rec	3/22/2013	Pesticide	Demeton-S	n/a	=	176	%	EPA 525.2	-88	-88	50	150	EUM
2012/13-4	Lab	method blank	4/11/2013	Pesticide	Demeton-S	n/a	<	0.01	µg/L	EPA 525.2	0.01	0.01			
2012/13-4	Lab	LCS	4/11/2013	Pesticide	Demeton-S	n/a	=	0.0427	µg/L	EPA 525.2	0.01	0.01			
2012/13-4	Lab	LCS, rec	4/11/2013	Pesticide	Demeton-S	n/a	=	85	%	EPA 525.2	-88	-88	50	150	
2012/13-4	MO-OXN	matrix spike	3/22/2013	Pesticide	Demeton-S	n/a	=	0.0829	µg/L	EPA 525.2	0.01	0.01			GB
2012/13-4	MO-OXN	matrix spike, rec	3/22/2013	Pesticide	Demeton-S	n/a	=	166	%	EPA 525.2	-88	-88	50	150	GB
2012/13-4	MO-OXN	matrix spike dup	3/22/2013	Pesticide	Demeton-S	n/a	=	0.0796	µg/L	EPA 525.2	0.01	0.01			GB
2012/13-4	MO-OXN	matrix spike dup, rec	3/22/2013	Pesticide	Demeton-S	n/a	=	159	%	EPA 525.2	-88	-88	50	150	GB
2012/13-4	MO-OXN	matrix spike, RPD	3/22/2013	Pesticide	Demeton-S	n/a	=	4	%	EPA 525.2	-88	-88	0	25	

Appendix F
Laboratory QA/QC Analysis Results

Event ID	Site ID	QAQC Sample Type	Analysis Date	Classification	Constituent	Fraction	Sign	Result	Units	Method	MDL	RL	QA Limit		DQOComp
													Min	Max	
2012/13-4	000NONPJ	matrix spike	4/11/2013	Pesticide	Diazinon	n/a	=	0.0416	µg/L	EPA 525.2	0.0052	0.01			
2012/13-4	000NONPJ	matrix spike, rec	4/11/2013	Pesticide	Diazinon	n/a	=	83	%	EPA 525.2	-88	-88	50	150	
2012/13-4	000NONPJ	matrix spike dup	4/11/2013	Pesticide	Diazinon	n/a	=	0.0423	µg/L	EPA 525.2	0.0052	0.01			
2012/13-4	000NONPJ	matrix spike dup, rec	4/11/2013	Pesticide	Diazinon	n/a	=	85	%	EPA 525.2	-88	-88	50	150	
2012/13-4	000NONPJ	matrix spike, RPD	4/11/2013	Pesticide	Diazinon	n/a	=	2	%	EPA 525.2	-88	-88	0	25	
2012/13-4	Lab	method blank	3/22/2013	Pesticide	Diazinon	n/a	<	0.0052	µg/L	EPA 525.2	0.0052	0.01			
2012/13-4	Lab	LCS	3/22/2013	Pesticide	Diazinon	n/a	=	0.044	µg/L	EPA 525.2	0.0052	0.01			
2012/13-4	Lab	LCS, rec	3/22/2013	Pesticide	Diazinon	n/a	=	88	%	EPA 525.2	-88	-88	50	150	
2012/13-4	Lab	method blank	4/11/2013	Pesticide	Diazinon	n/a	<	0.0052	µg/L	EPA 525.2	0.0052	0.01			
2012/13-4	Lab	LCS	4/11/2013	Pesticide	Diazinon	n/a	=	0.0497	µg/L	EPA 525.2	0.0052	0.01			
2012/13-4	Lab	LCS, rec	4/11/2013	Pesticide	Diazinon	n/a	=	99	%	EPA 525.2	-88	-88	50	150	
2012/13-4	MO-OXN	matrix spike	3/22/2013	Pesticide	Diazinon	n/a	=	0.0337	µg/L	EPA 525.2	0.0052	0.01			
2012/13-4	MO-OXN	matrix spike, rec	3/22/2013	Pesticide	Diazinon	n/a	=	67	%	EPA 525.2	-88	-88	50	150	
2012/13-4	MO-OXN	matrix spike dup	3/22/2013	Pesticide	Diazinon	n/a	=	0.0208	µg/L	EPA 525.2	0.0052	0.01			GB
2012/13-4	MO-OXN	matrix spike dup, rec	3/22/2013	Pesticide	Diazinon	n/a	=	42	%	EPA 525.2	-88	-88	50	150	GB
2012/13-4	MO-OXN	matrix spike, RPD	3/22/2013	Pesticide	Diazinon	n/a	=	47	%	EPA 525.2	-88	-88	0	25	IL
2012/13-4	Lab	method blank	3/21/2013	Pesticide	Dicamba	n/a	<	0.12	µg/L	EPA 515.3	0.12	0.6			
2012/13-4	Lab	LCS	3/21/2013	Pesticide	Dicamba	n/a	=	9.85	µg/L	EPA 515.3	0.12	0.6			
2012/13-4	Lab	LCS, rec	3/21/2013	Pesticide	Dicamba	n/a	=	123	%	EPA 515.3	-88	-88	70	130	
2012/13-4	ME-CC	matrix spike	3/21/2013	Pesticide	Dicamba	n/a	=	9.19	µg/L	EPA 515.3	0.12	0.6			
2012/13-4	ME-CC	matrix spike, rec	3/21/2013	Pesticide	Dicamba	n/a	=	115	%	EPA 515.3	-88	-88	70	130	
2012/13-4	ME-CC	matrix spike dup	3/21/2013	Pesticide	Dicamba	n/a	=	9.4	µg/L	EPA 515.3	0.12	0.6			
2012/13-4	ME-CC	matrix spike dup, rec	3/21/2013	Pesticide	Dicamba	n/a	=	117	%	EPA 515.3	-88	-88	70	130	
2012/13-4	ME-CC	matrix spike, RPD	3/21/2013	Pesticide	Dicamba	n/a	=	2	%	EPA 515.3	-88	-88	0	30	
2012/13-4	MO-OXN	matrix spike	3/21/2013	Pesticide	Dicamba	n/a	=	9.08	µg/L	EPA 515.3	0.12	0.6			
2012/13-4	MO-OXN	matrix spike, rec	3/21/2013	Pesticide	Dicamba	n/a	=	113	%	EPA 515.3	-88	-88	70	130	
2012/13-4	MO-OXN	matrix spike dup	3/21/2013	Pesticide	Dicamba	n/a	=	9.12	µg/L	EPA 515.3	0.12	0.6			
2012/13-4	MO-OXN	matrix spike dup, rec	3/21/2013	Pesticide	Dicamba	n/a	=	114	%	EPA 515.3	-88	-88	70	130	
2012/13-4	MO-OXN	matrix spike, RPD	3/21/2013	Pesticide	Dicamba	n/a	=	0.5	%	EPA 515.3	-88	-88	0	30	
2012/13-4	Lab	method blank	3/21/2013	Pesticide	Dichlorprop	n/a	<	0.08	µg/L	EPA 515.3	0.08	0.3			
2012/13-4	Lab	LCS	3/21/2013	Pesticide	Dichlorprop	n/a	=	8.64	µg/L	EPA 515.3	0.08	0.3			
2012/13-4	Lab	LCS, rec	3/21/2013	Pesticide	Dichlorprop	n/a	=	108	%	EPA 515.3	-88	-88	70	130	
2012/13-4	ME-CC	matrix spike	3/21/2013	Pesticide	Dichlorprop	n/a	=	7.12	µg/L	EPA 515.3	0.08	0.3			
2012/13-4	ME-CC	matrix spike, rec	3/21/2013	Pesticide	Dichlorprop	n/a	=	89	%	EPA 515.3	-88	-88	70	130	
2012/13-4	ME-CC	matrix spike dup	3/21/2013	Pesticide	Dichlorprop	n/a	=	7.27	µg/L	EPA 515.3	0.08	0.3			
2012/13-4	ME-CC	matrix spike dup, rec	3/21/2013	Pesticide	Dichlorprop	n/a	=	91	%	EPA 515.3	-88	-88	70	130	
2012/13-4	ME-CC	matrix spike, RPD	3/21/2013	Pesticide	Dichlorprop	n/a	=	2	%	EPA 515.3	-88	-88	0	30	
2012/13-4	MO-OXN	matrix spike	3/21/2013	Pesticide	Dichlorprop	n/a	=	9.33	µg/L	EPA 515.3	0.08	0.3			
2012/13-4	MO-OXN	matrix spike, rec	3/21/2013	Pesticide	Dichlorprop	n/a	=	117	%	EPA 515.3	-88	-88	70	130	
2012/13-4	MO-OXN	matrix spike dup	3/21/2013	Pesticide	Dichlorprop	n/a	=	9.77	µg/L	EPA 515.3	0.08	0.3			
2012/13-4	MO-OXN	matrix spike dup, rec	3/21/2013	Pesticide	Dichlorprop	n/a	=	122	%	EPA 515.3	-88	-88	70	130	
2012/13-4	MO-OXN	matrix spike, RPD	3/21/2013	Pesticide	Dichlorprop	n/a	=	5	%	EPA 515.3	-88	-88	0	30	
2012/13-4	000NONPJ	matrix spike	4/11/2013	Pesticide	Dichlorvos	n/a	=	0.0399	µg/L	EPA 525.2	0.0029	0.01			
2012/13-4	000NONPJ	matrix spike, rec	4/11/2013	Pesticide	Dichlorvos	n/a	=	80	%	EPA 525.2	-88	-88	50	150	
2012/13-4	000NONPJ	matrix spike dup	4/11/2013	Pesticide	Dichlorvos	n/a	=	0.037	µg/L	EPA 525.2	0.0029	0.01			
2012/13-4	000NONPJ	matrix spike dup, rec	4/11/2013	Pesticide	Dichlorvos	n/a	=	74	%	EPA 525.2	-88	-88	50	150	
2012/13-4	000NONPJ	matrix spike, RPD	4/11/2013	Pesticide	Dichlorvos	n/a	=	7	%	EPA 525.2	-88	-88	0	25	

Appendix F
Laboratory QA/QC Analysis Results

Event ID	Site ID	QAQC Sample Type	Analysis Date	Classification	Constituent	Fraction	Sign	Result	Units	Method	MDL	RL	QA Limit		DQOComp
													Min	Max	
2012/13-4	Lab	method blank	3/22/2013	Pesticide	Dichlorvos	n/a	<	0.0029	µg/L	EPA 525.2	0.0029	0.01			
2012/13-4	Lab	LCS	3/22/2013	Pesticide	Dichlorvos	n/a	=	0.0427	µg/L	EPA 525.2	0.0029	0.01			
2012/13-4	Lab	LCS, rec	3/22/2013	Pesticide	Dichlorvos	n/a	=	85	%	EPA 525.2	-88	-88	50	150	
2012/13-4	Lab	method blank	4/11/2013	Pesticide	Dichlorvos	n/a	<	0.0029	µg/L	EPA 525.2	0.0029	0.01			
2012/13-4	Lab	LCS	4/11/2013	Pesticide	Dichlorvos	n/a	=	0.038	µg/L	EPA 525.2	0.0029	0.01			
2012/13-4	Lab	LCS, rec	4/11/2013	Pesticide	Dichlorvos	n/a	=	76	%	EPA 525.2	-88	-88	50	150	
2012/13-4	MO-OXN	matrix spike	3/22/2013	Pesticide	Dichlorvos	n/a	=	0.0451	µg/L	EPA 525.2	0.0029	0.01			
2012/13-4	MO-OXN	matrix spike, rec	3/22/2013	Pesticide	Dichlorvos	n/a	=	90	%	EPA 525.2	-88	-88	50	150	
2012/13-4	MO-OXN	matrix spike dup	3/22/2013	Pesticide	Dichlorvos	n/a	=	0.0423	µg/L	EPA 525.2	0.0029	0.01			
2012/13-4	MO-OXN	matrix spike dup, rec	3/22/2013	Pesticide	Dichlorvos	n/a	=	85	%	EPA 525.2	-88	-88	50	150	
2012/13-4	MO-OXN	matrix spike, RPD	3/22/2013	Pesticide	Dichlorvos	n/a	=	6	%	EPA 525.2	-88	-88	0	25	
2012/13-4	Lab	method blank	3/24/2013	Pesticide	Dieldrin	n/a	<	0.0021	µg/L	EPA 608	0.0021	0.01			
2012/13-4	Lab	LCS	3/24/2013	Pesticide	Dieldrin	n/a	=	0.1	µg/L	EPA 608	0.0021	0.01			
2012/13-4	Lab	LCS, rec	3/24/2013	Pesticide	Dieldrin	n/a	=	100	%	EPA 608	-88	-88	36	146	
2012/13-4	MO-OXN	matrix spike	3/24/2013	Pesticide	Dieldrin	n/a	=	0.0697	µg/L	EPA 608	0.0021	0.01			
2012/13-4	MO-OXN	matrix spike, rec	3/24/2013	Pesticide	Dieldrin	n/a	=	70	%	EPA 608	-88	-88	36	146	
2012/13-4	MO-OXN	matrix spike dup	3/24/2013	Pesticide	Dieldrin	n/a	=	0.108	µg/L	EPA 608	0.0021	0.01			
2012/13-4	MO-OXN	matrix spike dup, rec	3/24/2013	Pesticide	Dieldrin	n/a	=	108	%	EPA 608	-88	-88	36	146	
2012/13-4	MO-OXN	matrix spike, RPD	3/24/2013	Pesticide	Dieldrin	n/a	=	43	%	EPA 608	-88	-88	0	30	IL
2012/13-4	000NONPJ	matrix spike	4/11/2013	Pesticide	Dimethoate	n/a	=	0.0493	µg/L	EPA 525.2	0.0062	0.01			
2012/13-4	000NONPJ	matrix spike, rec	4/11/2013	Pesticide	Dimethoate	n/a	=	99	%	EPA 525.2	-88	-88	50	150	
2012/13-4	000NONPJ	matrix spike dup	4/11/2013	Pesticide	Dimethoate	n/a	=	0.0434	µg/L	EPA 525.2	0.0062	0.01			
2012/13-4	000NONPJ	matrix spike dup, rec	4/11/2013	Pesticide	Dimethoate	n/a	=	87	%	EPA 525.2	-88	-88	50	150	
2012/13-4	000NONPJ	matrix spike, RPD	4/11/2013	Pesticide	Dimethoate	n/a	=	13	%	EPA 525.2	-88	-88	0	25	
2012/13-4	Lab	method blank	3/22/2013	Pesticide	Dimethoate	n/a	<	0.0062	µg/L	EPA 525.2	0.0062	0.01			
2012/13-4	Lab	LCS	3/22/2013	Pesticide	Dimethoate	n/a	=	0.048	µg/L	EPA 525.2	0.0062	0.01			
2012/13-4	Lab	LCS, rec	3/22/2013	Pesticide	Dimethoate	n/a	=	96	%	EPA 525.2	-88	-88	50	150	
2012/13-4	Lab	method blank	4/11/2013	Pesticide	Dimethoate	n/a	<	0.0062	µg/L	EPA 525.2	0.0062	0.01			
2012/13-4	Lab	LCS	4/11/2013	Pesticide	Dimethoate	n/a	=	0.0615	µg/L	EPA 525.2	0.0062	0.01			
2012/13-4	Lab	LCS, rec	4/11/2013	Pesticide	Dimethoate	n/a	=	123	%	EPA 525.2	-88	-88	50	150	
2012/13-4	MO-OXN	matrix spike	3/22/2013	Pesticide	Dimethoate	n/a	=	0.0178	µg/L	EPA 525.2	0.0062	0.01			GB
2012/13-4	MO-OXN	matrix spike, rec	3/22/2013	Pesticide	Dimethoate	n/a	=	36	%	EPA 525.2	-88	-88	50	150	GB
2012/13-4	MO-OXN	matrix spike dup	3/22/2013	Pesticide	Dimethoate	n/a	=	0.0175	µg/L	EPA 525.2	0.0062	0.01			GB
2012/13-4	MO-OXN	matrix spike dup, rec	3/22/2013	Pesticide	Dimethoate	n/a	=	35	%	EPA 525.2	-88	-88	50	150	GB
2012/13-4	MO-OXN	matrix spike, RPD	3/22/2013	Pesticide	Dimethoate	n/a	=	2	%	EPA 525.2	-88	-88	0	25	
2012/13-4	Lab	method blank	3/21/2013	Pesticide	Dinoseb	n/a	<	0.14	µg/L	EPA 515.3	0.14	0.4			
2012/13-4	Lab	LCS	3/21/2013	Pesticide	Dinoseb	n/a	=	4.79	µg/L	EPA 515.3	0.14	0.4			
2012/13-4	Lab	LCS, rec	3/21/2013	Pesticide	Dinoseb	n/a	=	120	%	EPA 515.3	-88	-88	70	130	
2012/13-4	ME-CC	matrix spike	3/21/2013	Pesticide	Dinoseb	n/a	=	4.53	µg/L	EPA 515.3	0.14	0.4			
2012/13-4	ME-CC	matrix spike, rec	3/21/2013	Pesticide	Dinoseb	n/a	=	113	%	EPA 515.3	-88	-88	70	130	
2012/13-4	ME-CC	matrix spike dup	3/21/2013	Pesticide	Dinoseb	n/a	=	4.61	µg/L	EPA 515.3	0.14	0.4			
2012/13-4	ME-CC	matrix spike dup, rec	3/21/2013	Pesticide	Dinoseb	n/a	=	115	%	EPA 515.3	-88	-88	70	130	
2012/13-4	ME-CC	matrix spike, RPD	3/21/2013	Pesticide	Dinoseb	n/a	=	2	%	EPA 515.3	-88	-88	0	30	
2012/13-4	MO-OXN	matrix spike	3/21/2013	Pesticide	Dinoseb	n/a	=	5.7	µg/L	EPA 515.3	0.14	0.4			GB
2012/13-4	MO-OXN	matrix spike, rec	3/21/2013	Pesticide	Dinoseb	n/a	=	142	%	EPA 515.3	-88	-88	70	130	GB
2012/13-4	MO-OXN	matrix spike dup	3/21/2013	Pesticide	Dinoseb	n/a	=	4.58	µg/L	EPA 515.3	0.14	0.4			
2012/13-4	MO-OXN	matrix spike dup, rec	3/21/2013	Pesticide	Dinoseb	n/a	=	115	%	EPA 515.3	-88	-88	70	130	

Appendix F
Laboratory QA/QC Analysis Results

Event ID	Site ID	QAQC Sample Type	Analysis Date	Classification	Constituent	Fraction	Sign	Result	Units	Method	MDL	RL	QA Limit		DQOComp
													Min	Max	
2012/13-4	MO-OXN	matrix spike, RPD	3/21/2013	Pesticide	Dinoseb	n/a	=	22	%	EPA 515.3	-88	-88	0	30	
2012/13-4	Lab	method blank	3/26/2013	Pesticide	Diphenamid	n/a	<	0.024	µg/L	EPA 525.2	0.024	0.1			
2012/13-4	Lab	LCS	3/26/2013	Pesticide	Diphenamid	n/a	=	5.44	µg/L	EPA 525.2	0.024	0.1			
2012/13-4	Lab	LCS, rec	3/26/2013	Pesticide	Diphenamid	n/a	=	109	%	EPA 525.2	-88	-88	82	144	
2012/13-4	Lab	LCS dup	3/26/2013	Pesticide	Diphenamid	n/a	=	5.37	µg/L	EPA 525.2	0.024	0.1			
2012/13-4	Lab	LCS dup, rec	3/26/2013	Pesticide	Diphenamid	n/a	=	107	%	EPA 525.2	-88	-88	82	144	
2012/13-4	Lab	LCS, RPD	3/26/2013	Pesticide	Diphenamid	n/a	=	1	%	EPA 525.2	-88	-88	0	30	
2012/13-4	Lab	method blank	4/5/2013	Pesticide	Diphenamid	n/a	<	0.024	µg/L	EPA 525.2	0.024	0.1			
2012/13-4	Lab	LCS	4/5/2013	Pesticide	Diphenamid	n/a	=	5.36	µg/L	EPA 525.2	0.024	0.1			
2012/13-4	Lab	LCS, rec	4/5/2013	Pesticide	Diphenamid	n/a	=	107	%	EPA 525.2	-88	-88	82	144	
2012/13-4	MO-OXN	matrix spike	4/5/2013	Pesticide	Diphenamid	n/a	=	4.58	µg/L	EPA 525.2	0.024	0.1			
2012/13-4	MO-OXN	matrix spike, rec	4/5/2013	Pesticide	Diphenamid	n/a	=	92	%	EPA 525.2	-88	-88	86	130	
2012/13-4	MO-OXN	matrix spike dup	4/5/2013	Pesticide	Diphenamid	n/a	=	4.21	µg/L	EPA 525.2	0.024	0.1			GB
2012/13-4	MO-OXN	matrix spike dup, rec	4/5/2013	Pesticide	Diphenamid	n/a	=	84	%	EPA 525.2	-88	-88	86	130	GB
2012/13-4	MO-OXN	matrix spike, RPD	4/5/2013	Pesticide	Diphenamid	n/a	=	8	%	EPA 525.2	-88	-88	0	30	
2012/13-4	000NONPJ	matrix spike	4/11/2013	Pesticide	Disulfoton	n/a	=	0.0531	µg/L	EPA 525.2	0.01	0.01			
2012/13-4	000NONPJ	matrix spike, rec	4/11/2013	Pesticide	Disulfoton	n/a	=	106	%	EPA 525.2	-88	-88	50	150	
2012/13-4	000NONPJ	matrix spike dup	4/11/2013	Pesticide	Disulfoton	n/a	=	0.0199	µg/L	EPA 525.2	0.01	0.01			GB
2012/13-4	000NONPJ	matrix spike dup, rec	4/11/2013	Pesticide	Disulfoton	n/a	=	40	%	EPA 525.2	-88	-88	50	150	GB
2012/13-4	000NONPJ	matrix spike, RPD	4/11/2013	Pesticide	Disulfoton	n/a	=	91	%	EPA 525.2	-88	-88	0	25	IL
2012/13-4	Lab	method blank	3/22/2013	Pesticide	Disulfoton	n/a	<	0.01	µg/L	EPA 525.2	0.01	0.01			
2012/13-4	Lab	LCS	3/22/2013	Pesticide	Disulfoton	n/a	=	0.117	µg/L	EPA 525.2	0.01	0.01			EUM
2012/13-4	Lab	LCS, rec	3/22/2013	Pesticide	Disulfoton	n/a	=	235	%	EPA 525.2	-88	-88	50	150	EUM
2012/13-4	Lab	method blank	4/11/2013	Pesticide	Disulfoton	n/a	<	0.01	µg/L	EPA 525.2	0.01	0.01			
2012/13-4	Lab	LCS	4/11/2013	Pesticide	Disulfoton	n/a	=	0.0542	µg/L	EPA 525.2	0.01	0.01			
2012/13-4	Lab	LCS, rec	4/11/2013	Pesticide	Disulfoton	n/a	=	108	%	EPA 525.2	-88	-88	50	150	
2012/13-4	MO-OXN	matrix spike	3/22/2013	Pesticide	Disulfoton	n/a	=	0.111	µg/L	EPA 525.2	0.01	0.01			GB
2012/13-4	MO-OXN	matrix spike, rec	3/22/2013	Pesticide	Disulfoton	n/a	=	222	%	EPA 525.2	-88	-88	50	150	GB
2012/13-4	MO-OXN	matrix spike dup	3/22/2013	Pesticide	Disulfoton	n/a	=	0.12	µg/L	EPA 525.2	0.01	0.01			GB
2012/13-4	MO-OXN	matrix spike dup, rec	3/22/2013	Pesticide	Disulfoton	n/a	=	241	%	EPA 525.2	-88	-88	50	150	GB
2012/13-4	MO-OXN	matrix spike, RPD	3/22/2013	Pesticide	Disulfoton	n/a	=	8	%	EPA 525.2	-88	-88	0	25	
2012/13-4	Lab	method blank	3/24/2013	Pesticide	Endosulfan I	n/a	<	0.0017	µg/L	EPA 608	0.0017	0.02			
2012/13-4	Lab	LCS	3/24/2013	Pesticide	Endosulfan I	n/a	=	0.0875	µg/L	EPA 608	0.0017	0.02			
2012/13-4	Lab	LCS, rec	3/24/2013	Pesticide	Endosulfan I	n/a	=	87	%	EPA 608	-88	-88	45	153	
2012/13-4	MO-OXN	matrix spike	3/24/2013	Pesticide	Endosulfan I	n/a	=	0.0492	µg/L	EPA 608	0.0017	0.02			
2012/13-4	MO-OXN	matrix spike, rec	3/24/2013	Pesticide	Endosulfan I	n/a	=	49	%	EPA 608	-88	-88	45	153	
2012/13-4	MO-OXN	matrix spike dup	3/24/2013	Pesticide	Endosulfan I	n/a	=	0.0682	µg/L	EPA 608	0.0017	0.02			
2012/13-4	MO-OXN	matrix spike dup, rec	3/24/2013	Pesticide	Endosulfan I	n/a	=	68	%	EPA 608	-88	-88	45	153	
2012/13-4	MO-OXN	matrix spike, RPD	3/24/2013	Pesticide	Endosulfan I	n/a	=	32	%	EPA 608	-88	-88	0	30	IL
2012/13-4	Lab	method blank	3/24/2013	Pesticide	Endosulfan II	n/a	<	0.0019	µg/L	EPA 608	0.0019	0.01			
2012/13-4	Lab	LCS	3/24/2013	Pesticide	Endosulfan II	n/a	=	0.0825	µg/L	EPA 608	0.0019	0.01			
2012/13-4	Lab	LCS, rec	3/24/2013	Pesticide	Endosulfan II	n/a	=	82	%	EPA 608	-88	-88	2	202	
2012/13-4	MO-OXN	matrix spike	3/24/2013	Pesticide	Endosulfan II	n/a	=	0.0529	µg/L	EPA 608	0.0019	0.01			
2012/13-4	MO-OXN	matrix spike, rec	3/24/2013	Pesticide	Endosulfan II	n/a	=	53	%	EPA 608	-88	-88	2	202	
2012/13-4	MO-OXN	matrix spike dup	3/24/2013	Pesticide	Endosulfan II	n/a	=	0.0731	µg/L	EPA 608	0.0019	0.01			
2012/13-4	MO-OXN	matrix spike dup, rec	3/24/2013	Pesticide	Endosulfan II	n/a	=	73	%	EPA 608	-88	-88	2	202	
2012/13-4	MO-OXN	matrix spike, RPD	3/24/2013	Pesticide	Endosulfan II	n/a	=	32	%	EPA 608	-88	-88	0	30	IL

Appendix F
Laboratory QA/QC Analysis Results

Event ID	Site ID	QAQC Sample Type	Analysis Date	Classification	Constituent	Fraction	Sign	Result	Units	Method	MDL	RL	QA Limit		DQOComp
													Min	Max	
2012/13-4	Lab	method blank	3/24/2013	Pesticide	Endosulfan sulfate	n/a	<	0.008	µg/L	EPA 608	0.008	0.05			
2012/13-4	Lab	LCS	3/24/2013	Pesticide	Endosulfan sulfate	n/a	=	0.102	µg/L	EPA 608	0.008	0.05			
2012/13-4	Lab	LCS, rec	3/24/2013	Pesticide	Endosulfan sulfate	n/a	=	102	%	EPA 608	-88	-88	26	144	
2012/13-4	MO-OXN	matrix spike	3/24/2013	Pesticide	Endosulfan sulfate	n/a	=	0.258	µg/L	EPA 608	0.008	0.05			GB
2012/13-4	MO-OXN	matrix spike, rec	3/24/2013	Pesticide	Endosulfan sulfate	n/a	=	258	%	EPA 608	-88	-88	26	144	GB
2012/13-4	MO-OXN	matrix spike dup	3/24/2013	Pesticide	Endosulfan sulfate	n/a	=	0.379	µg/L	EPA 608	0.008	0.05			GB
2012/13-4	MO-OXN	matrix spike dup, rec	3/24/2013	Pesticide	Endosulfan sulfate	n/a	=	379	%	EPA 608	-88	-88	26	144	GB
2012/13-4	MO-OXN	matrix spike, RPD	3/24/2013	Pesticide	Endosulfan sulfate	n/a	=	38	%	EPA 608	-88	-88	0	30	IL
2012/13-4	Lab	method blank	3/24/2013	Pesticide	Endrin	n/a	<	0.0028	µg/L	EPA 608	0.0028	0.01			
2012/13-4	Lab	LCS	3/24/2013	Pesticide	Endrin	n/a	=	0.115	µg/L	EPA 608	0.0028	0.01			
2012/13-4	Lab	LCS, rec	3/24/2013	Pesticide	Endrin	n/a	=	115	%	EPA 608	-88	-88	30	147	
2012/13-4	MO-OXN	matrix spike	3/24/2013	Pesticide	Endrin	n/a	=	0.106	µg/L	EPA 608	0.0028	0.01			
2012/13-4	MO-OXN	matrix spike, rec	3/24/2013	Pesticide	Endrin	n/a	=	106	%	EPA 608	-88	-88	30	147	
2012/13-4	MO-OXN	matrix spike dup	3/24/2013	Pesticide	Endrin	n/a	=	0.159	µg/L	EPA 608	0.0028	0.01			GB
2012/13-4	MO-OXN	matrix spike dup, rec	3/24/2013	Pesticide	Endrin	n/a	=	159	%	EPA 608	-88	-88	30	147	GB
2012/13-4	MO-OXN	matrix spike, RPD	3/24/2013	Pesticide	Endrin	n/a	=	40	%	EPA 608	-88	-88	0	30	IL
2012/13-4	Lab	method blank	3/24/2013	Pesticide	Endrin aldehyde	n/a	<	0.003	µg/L	EPA 608	0.003	0.01			
2012/13-4	Lab	LCS	3/24/2013	Pesticide	Endrin aldehyde	n/a	=	0.0901	µg/L	EPA 608	0.003	0.01			
2012/13-4	Lab	LCS, rec	3/24/2013	Pesticide	Endrin aldehyde	n/a	=	90	%	EPA 608	-88	-88	41	203	
2012/13-4	MO-OXN	matrix spike	3/24/2013	Pesticide	Endrin aldehyde	n/a	=	0.0629	µg/L	EPA 608	0.003	0.01			
2012/13-4	MO-OXN	matrix spike, rec	3/24/2013	Pesticide	Endrin aldehyde	n/a	=	63	%	EPA 608	-88	-88	30	180	
2012/13-4	MO-OXN	matrix spike dup	3/24/2013	Pesticide	Endrin aldehyde	n/a	=	0.0577	µg/L	EPA 608	0.003	0.01			
2012/13-4	MO-OXN	matrix spike dup, rec	3/24/2013	Pesticide	Endrin aldehyde	n/a	=	58	%	EPA 608	-88	-88	30	180	
2012/13-4	MO-OXN	matrix spike, RPD	3/24/2013	Pesticide	Endrin aldehyde	n/a	=	9	%	EPA 608	-88	-88	0	30	
2012/13-4	Lab	method blank	3/26/2013	Pesticide	EPTC	n/a	<	0.017	µg/L	EPA 525.2	0.017	1			
2012/13-4	Lab	LCS	3/26/2013	Pesticide	EPTC	n/a	=	5.26	µg/L	EPA 525.2	0.017	1			
2012/13-4	Lab	LCS, rec	3/26/2013	Pesticide	EPTC	n/a	=	105	%	EPA 525.2	-88	-88	75	110	
2012/13-4	Lab	LCS dup	3/26/2013	Pesticide	EPTC	n/a	=	5.3	µg/L	EPA 525.2	0.017	1			
2012/13-4	Lab	LCS dup, rec	3/26/2013	Pesticide	EPTC	n/a	=	106	%	EPA 525.2	-88	-88	75	110	
2012/13-4	Lab	LCS, RPD	3/26/2013	Pesticide	EPTC	n/a	=	0.8	%	EPA 525.2	-88	-88	0	30	
2012/13-4	Lab	method blank	4/5/2013	Pesticide	EPTC	n/a	<	0.017	µg/L	EPA 525.2	0.017	1			
2012/13-4	Lab	LCS	4/5/2013	Pesticide	EPTC	n/a	=	4.94	µg/L	EPA 525.2	0.017	1			
2012/13-4	Lab	LCS, rec	4/5/2013	Pesticide	EPTC	n/a	=	99	%	EPA 525.2	-88	-88	75	110	
2012/13-4	MO-OXN	matrix spike	4/5/2013	Pesticide	EPTC	n/a	=	3.79	µg/L	EPA 525.2	0.017	1			
2012/13-4	MO-OXN	matrix spike, rec	4/5/2013	Pesticide	EPTC	n/a	=	76	%	EPA 525.2	-88	-88	67	119	
2012/13-4	MO-OXN	matrix spike dup	4/5/2013	Pesticide	EPTC	n/a	=	3.57	µg/L	EPA 525.2	0.017	1			
2012/13-4	MO-OXN	matrix spike dup, rec	4/5/2013	Pesticide	EPTC	n/a	=	71	%	EPA 525.2	-88	-88	67	119	
2012/13-4	MO-OXN	matrix spike, RPD	4/5/2013	Pesticide	EPTC	n/a	=	6	%	EPA 525.2	-88	-88	0	30	
2012/13-4	000NONPJ	matrix spike	4/11/2013	Pesticide	Ethoprop	n/a	=	0.0561	µg/L	EPA 525.2	0.0067	0.01			
2012/13-4	000NONPJ	matrix spike, rec	4/11/2013	Pesticide	Ethoprop	n/a	=	112	%	EPA 525.2	-88	-88	50	150	
2012/13-4	000NONPJ	matrix spike dup	4/11/2013	Pesticide	Ethoprop	n/a	=	0.0522	µg/L	EPA 525.2	0.0067	0.01			
2012/13-4	000NONPJ	matrix spike dup, rec	4/11/2013	Pesticide	Ethoprop	n/a	=	104	%	EPA 525.2	-88	-88	50	150	
2012/13-4	000NONPJ	matrix spike, RPD	4/11/2013	Pesticide	Ethoprop	n/a	=	7	%	EPA 525.2	-88	-88	0	25	
2012/13-4	Lab	method blank	3/22/2013	Pesticide	Ethoprop	n/a	<	0.0067	µg/L	EPA 525.2	0.0067	0.01			
2012/13-4	Lab	LCS	3/22/2013	Pesticide	Ethoprop	n/a	=	0.0529	µg/L	EPA 525.2	0.0067	0.01			
2012/13-4	Lab	LCS, rec	3/22/2013	Pesticide	Ethoprop	n/a	=	106	%	EPA 525.2	-88	-88	50	150	
2012/13-4	Lab	method blank	4/11/2013	Pesticide	Ethoprop	n/a	<	0.0067	µg/L	EPA 525.2	0.0067	0.01			

Appendix F
Laboratory QA/QC Analysis Results

Event ID	Site ID	QAQC Sample Type	Analysis Date	Classification	Constituent	Fraction	Sign	Result	Units	Method	MDL	RL	QA Limit		DQOComp
													Min	Max	
2012/13-4	Lab	LCS	4/11/2013	Pesticide	Ethoprop	n/a	=	0.0561	µg/L	EPA 525.2	0.0067	0.01			
2012/13-4	Lab	LCS, rec	4/11/2013	Pesticide	Ethoprop	n/a	=	112	%	EPA 525.2	-88	-88	50	150	
2012/13-4	MO-OXN	matrix spike	3/22/2013	Pesticide	Ethoprop	n/a	=	0.0606	µg/L	EPA 525.2	0.0067	0.01			
2012/13-4	MO-OXN	matrix spike, rec	3/22/2013	Pesticide	Ethoprop	n/a	=	121	%	EPA 525.2	-88	-88	50	150	
2012/13-4	MO-OXN	matrix spike dup	3/22/2013	Pesticide	Ethoprop	n/a	=	0.0614	µg/L	EPA 525.2	0.0067	0.01			
2012/13-4	MO-OXN	matrix spike dup, rec	3/22/2013	Pesticide	Ethoprop	n/a	=	123	%	EPA 525.2	-88	-88	50	150	
2012/13-4	MO-OXN	matrix spike, RPD	3/22/2013	Pesticide	Ethoprop	n/a	=	1	%	EPA 525.2	-88	-88	0	25	
2012/13-4	000NONPJ	matrix spike	4/11/2013	Pesticide	Ethyl parathion	n/a	=	0.0563	µg/L	EPA 525.2	0.0054	0.01			
2012/13-4	000NONPJ	matrix spike, rec	4/11/2013	Pesticide	Ethyl parathion	n/a	=	113	%	EPA 525.2	-88	-88	50	150	
2012/13-4	000NONPJ	matrix spike dup	4/11/2013	Pesticide	Ethyl parathion	n/a	=	0.0523	µg/L	EPA 525.2	0.0054	0.01			
2012/13-4	000NONPJ	matrix spike dup, rec	4/11/2013	Pesticide	Ethyl parathion	n/a	=	105	%	EPA 525.2	-88	-88	50	150	
2012/13-4	000NONPJ	matrix spike, RPD	4/11/2013	Pesticide	Ethyl parathion	n/a	=	7	%	EPA 525.2	-88	-88	0	25	
2012/13-4	Lab	method blank	3/22/2013	Pesticide	Ethyl parathion	n/a	<	0.0054	µg/L	EPA 525.2	0.0054	0.01			
2012/13-4	Lab	LCS	3/22/2013	Pesticide	Ethyl parathion	n/a	=	0.053	µg/L	EPA 525.2	0.0054	0.01			
2012/13-4	Lab	LCS, rec	3/22/2013	Pesticide	Ethyl parathion	n/a	=	106	%	EPA 525.2	-88	-88	50	150	
2012/13-4	Lab	method blank	4/11/2013	Pesticide	Ethyl parathion	n/a	<	0.0054	µg/L	EPA 525.2	0.0054	0.01			
2012/13-4	Lab	LCS	4/11/2013	Pesticide	Ethyl parathion	n/a	=	0.0741	µg/L	EPA 525.2	0.0054	0.01			
2012/13-4	Lab	LCS, rec	4/11/2013	Pesticide	Ethyl parathion	n/a	=	148	%	EPA 525.2	-88	-88	50	150	
2012/13-4	MO-OXN	matrix spike	3/22/2013	Pesticide	Ethyl parathion	n/a	=	0.0566	µg/L	EPA 525.2	0.0054	0.01			
2012/13-4	MO-OXN	matrix spike, rec	3/22/2013	Pesticide	Ethyl parathion	n/a	=	113	%	EPA 525.2	-88	-88	50	150	
2012/13-4	MO-OXN	matrix spike dup	3/22/2013	Pesticide	Ethyl parathion	n/a	=	0.0545	µg/L	EPA 525.2	0.0054	0.01			
2012/13-4	MO-OXN	matrix spike dup, rec	3/22/2013	Pesticide	Ethyl parathion	n/a	=	109	%	EPA 525.2	-88	-88	50	150	
2012/13-4	MO-OXN	matrix spike, RPD	3/22/2013	Pesticide	Ethyl parathion	n/a	=	4	%	EPA 525.2	-88	-88	0	25	
2012/13-4	000NONPJ	matrix spike	4/11/2013	Pesticide	Fensulfothion	n/a	=	0.0648	µg/L	EPA 525.2	0.0029	0.01			
2012/13-4	000NONPJ	matrix spike, rec	4/11/2013	Pesticide	Fensulfothion	n/a	=	130	%	EPA 525.2	-88	-88	50	150	
2012/13-4	000NONPJ	matrix spike dup	4/11/2013	Pesticide	Fensulfothion	n/a	=	0.0524	µg/L	EPA 525.2	0.0029	0.01			
2012/13-4	000NONPJ	matrix spike dup, rec	4/11/2013	Pesticide	Fensulfothion	n/a	=	105	%	EPA 525.2	-88	-88	50	150	
2012/13-4	000NONPJ	matrix spike, RPD	4/11/2013	Pesticide	Fensulfothion	n/a	=	21	%	EPA 525.2	-88	-88	0	25	
2012/13-4	Lab	method blank	3/22/2013	Pesticide	Fensulfothion	n/a	<	0.0029	µg/L	EPA 525.2	0.0029	0.01			
2012/13-4	Lab	LCS	3/22/2013	Pesticide	Fensulfothion	n/a	=	0.0485	µg/L	EPA 525.2	0.0029	0.01			
2012/13-4	Lab	LCS, rec	3/22/2013	Pesticide	Fensulfothion	n/a	=	97	%	EPA 525.2	-88	-88	50	150	
2012/13-4	Lab	method blank	4/11/2013	Pesticide	Fensulfothion	n/a	<	0.0029	µg/L	EPA 525.2	0.0029	0.01			
2012/13-4	Lab	LCS	4/11/2013	Pesticide	Fensulfothion	n/a	=	0.112	µg/L	EPA 525.2	0.0029	0.01			EUM
2012/13-4	Lab	LCS, rec	4/11/2013	Pesticide	Fensulfothion	n/a	=	225	%	EPA 525.2	-88	-88	50	150	EUM
2012/13-4	MO-OXN	matrix spike	3/22/2013	Pesticide	Fensulfothion	n/a	=	0.039	µg/L	EPA 525.2	0.0029	0.01			
2012/13-4	MO-OXN	matrix spike, rec	3/22/2013	Pesticide	Fensulfothion	n/a	=	78	%	EPA 525.2	-88	-88	50	150	
2012/13-4	MO-OXN	matrix spike dup	3/22/2013	Pesticide	Fensulfothion	n/a	=	0.04	µg/L	EPA 525.2	0.0029	0.01			
2012/13-4	MO-OXN	matrix spike dup, rec	3/22/2013	Pesticide	Fensulfothion	n/a	=	80	%	EPA 525.2	-88	-88	50	150	
2012/13-4	MO-OXN	matrix spike, RPD	3/22/2013	Pesticide	Fensulfothion	n/a	=	3	%	EPA 525.2	-88	-88	0	25	
2012/13-4	000NONPJ	matrix spike	4/11/2013	Pesticide	Fenthion	n/a	=	0.0475	µg/L	EPA 525.2	0.0038	0.01			
2012/13-4	000NONPJ	matrix spike, rec	4/11/2013	Pesticide	Fenthion	n/a	=	95	%	EPA 525.2	-88	-88	50	150	
2012/13-4	000NONPJ	matrix spike dup	4/11/2013	Pesticide	Fenthion	n/a	=	0.0385	µg/L	EPA 525.2	0.0038	0.01			
2012/13-4	000NONPJ	matrix spike dup, rec	4/11/2013	Pesticide	Fenthion	n/a	=	77	%	EPA 525.2	-88	-88	50	150	
2012/13-4	000NONPJ	matrix spike, RPD	4/11/2013	Pesticide	Fenthion	n/a	=	21	%	EPA 525.2	-88	-88	0	25	
2012/13-4	Lab	method blank	3/22/2013	Pesticide	Fenthion	n/a	<	0.0038	µg/L	EPA 525.2	0.0038	0.01			
2012/13-4	Lab	LCS	3/22/2013	Pesticide	Fenthion	n/a	=	0.0493	µg/L	EPA 525.2	0.0038	0.01			
2012/13-4	Lab	LCS, rec	3/22/2013	Pesticide	Fenthion	n/a	=	99	%	EPA 525.2	-88	-88	50	150	

Appendix F
Laboratory QA/QC Analysis Results

Event ID	Site ID	QAQC Sample Type	Analysis Date	Classification	Constituent	Fraction	Sign	Result	Units	Method	MDL	RL	QA Limit		DQOComp
													Min	Max	
2012/13-4	Lab	method blank	4/11/2013	Pesticide	Fenthion	n/a	<	0.0038	µg/L	EPA 525.2	0.0038	0.01			
2012/13-4	Lab	LCS	4/11/2013	Pesticide	Fenthion	n/a	=	0.0506	µg/L	EPA 525.2	0.0038	0.01			
2012/13-4	Lab	LCS, rec	4/11/2013	Pesticide	Fenthion	n/a	=	101	%	EPA 525.2	-88	-88	50	150	
2012/13-4	MO-OXN	matrix spike	3/22/2013	Pesticide	Fenthion	n/a	=	0.0477	µg/L	EPA 525.2	0.0038	0.01			
2012/13-4	MO-OXN	matrix spike, rec	3/22/2013	Pesticide	Fenthion	n/a	=	95	%	EPA 525.2	-88	-88	50	150	
2012/13-4	MO-OXN	matrix spike dup	3/22/2013	Pesticide	Fenthion	n/a	=	0.0467	µg/L	EPA 525.2	0.0038	0.01			
2012/13-4	MO-OXN	matrix spike dup, rec	3/22/2013	Pesticide	Fenthion	n/a	=	93	%	EPA 525.2	-88	-88	50	150	
2012/13-4	MO-OXN	matrix spike, RPD	3/22/2013	Pesticide	Fenthion	n/a	=	2	%	EPA 525.2	-88	-88	0	25	
2012/13-4	Lab	method blank	3/24/2013	Pesticide	gamma-BHC (Lindane)	n/a	<	0.0021	µg/L	EPA 608	0.0021	0.02			
2012/13-4	Lab	LCS	3/24/2013	Pesticide	gamma-BHC (Lindane)	n/a	=	0.0977	µg/L	EPA 608	0.0021	0.02			
2012/13-4	Lab	LCS, rec	3/24/2013	Pesticide	gamma-BHC (Lindane)	n/a	=	98	%	EPA 608	-88	-88	32	127	
2012/13-4	MO-OXN	matrix spike	3/24/2013	Pesticide	gamma-BHC (Lindane)	n/a	=	0.0621	µg/L	EPA 608	0.0021	0.02			
2012/13-4	MO-OXN	matrix spike, rec	3/24/2013	Pesticide	gamma-BHC (Lindane)	n/a	=	62	%	EPA 608	-88	-88	32	127	
2012/13-4	MO-OXN	matrix spike dup	3/24/2013	Pesticide	gamma-BHC (Lindane)	n/a	=	0.0767	µg/L	EPA 608	0.0021	0.02			
2012/13-4	MO-OXN	matrix spike dup, rec	3/24/2013	Pesticide	gamma-BHC (Lindane)	n/a	=	77	%	EPA 608	-88	-88	32	127	
2012/13-4	MO-OXN	matrix spike, RPD	3/24/2013	Pesticide	gamma-BHC (Lindane)	n/a	=	21	%	EPA 608	-88	-88	0	30	
2012/13-4	Lab	method blank	3/24/2013	Pesticide	gamma-Chlordane	n/a	<	0.0044	µg/L	EPA 608	0.0044	0.01			
2012/13-4	Lab	LCS	3/12/2013	Pesticide	Glyphosate	n/a	=	28.6	µg/L	EPA 547	1.8	5			
2012/13-4	Lab	LCS, rec	3/12/2013	Pesticide	Glyphosate	n/a	=	115	%	EPA 547	-88	-88	71	137	
2012/13-4	Lab	method blank	3/12/2013	Pesticide	Glyphosate	n/a	<	1.8	µg/L	EPA 547	1.8	5			
2012/13-4	ME-CC	matrix spike	3/12/2013	Pesticide	Glyphosate	n/a	=	43.5	µg/L	EPA 547	1.8	5			
2012/13-4	ME-CC	matrix spike dup	3/12/2013	Pesticide	Glyphosate	n/a	=	41.4	µg/L	EPA 547	1.8	5			
2012/13-4	ME-CC	matrix spike dup, rec	3/12/2013	Pesticide	Glyphosate	n/a	=	101	%	EPA 547	-88	-88	68	134	
2012/13-4	ME-CC	matrix spike, rec	3/12/2013	Pesticide	Glyphosate	n/a	=	109	%	EPA 547	-88	-88	68	134	
2012/13-4	ME-CC	matrix spike, RPD	3/12/2013	Pesticide	Glyphosate	n/a	=	5	%	EPA 547	-88	-88	0	30	
2012/13-4	ME-VR2	matrix spike	3/12/2013	Pesticide	Glyphosate	n/a	=	36.5	µg/L	EPA 547	1.8	5			
2012/13-4	ME-VR2	matrix spike dup	3/12/2013	Pesticide	Glyphosate	n/a	=	33.5	µg/L	EPA 547	1.8	5			
2012/13-4	ME-VR2	matrix spike dup, rec	3/12/2013	Pesticide	Glyphosate	n/a	=	100	%	EPA 547	-88	-88	68	134	
2012/13-4	ME-VR2	matrix spike, rec	3/12/2013	Pesticide	Glyphosate	n/a	=	112	%	EPA 547	-88	-88	68	134	
2012/13-4	ME-VR2	matrix spike, RPD	3/12/2013	Pesticide	Glyphosate	n/a	=	9	%	EPA 547	-88	-88	0	30	
2012/13-4	Lab	method blank	3/24/2013	Pesticide	Heptachlor	n/a	<	0.0017	µg/L	EPA 608	0.0017	0.01			
2012/13-4	Lab	LCS	3/24/2013	Pesticide	Heptachlor	n/a	=	0.0975	µg/L	EPA 608	0.0017	0.01			
2012/13-4	Lab	LCS, rec	3/24/2013	Pesticide	Heptachlor	n/a	=	98	%	EPA 608	-88	-88	34	111	
2012/13-4	MO-OXN	matrix spike	3/24/2013	Pesticide	Heptachlor	n/a	=	0.071	µg/L	EPA 608	0.0017	0.01			
2012/13-4	MO-OXN	matrix spike, rec	3/24/2013	Pesticide	Heptachlor	n/a	=	71	%	EPA 608	-88	-88	34	111	
2012/13-4	MO-OXN	matrix spike dup	3/24/2013	Pesticide	Heptachlor	n/a	=	0.097	µg/L	EPA 608	0.0017	0.01			
2012/13-4	MO-OXN	matrix spike dup, rec	3/24/2013	Pesticide	Heptachlor	n/a	=	97	%	EPA 608	-88	-88	34	111	
2012/13-4	MO-OXN	matrix spike, RPD	3/24/2013	Pesticide	Heptachlor	n/a	=	31	%	EPA 608	-88	-88	0	30	IL
2012/13-4	Lab	method blank	3/24/2013	Pesticide	Heptachlor epoxide	n/a	<	0.0019	µg/L	EPA 608	0.0019	0.01			
2012/13-4	Lab	LCS	3/24/2013	Pesticide	Heptachlor epoxide	n/a	=	0.0995	µg/L	EPA 608	0.0019	0.01			
2012/13-4	Lab	LCS, rec	3/24/2013	Pesticide	Heptachlor epoxide	n/a	=	99	%	EPA 608	-88	-88	37	142	
2012/13-4	MO-OXN	matrix spike	3/24/2013	Pesticide	Heptachlor epoxide	n/a	=	0.0744	µg/L	EPA 608	0.0019	0.01			
2012/13-4	MO-OXN	matrix spike, rec	3/24/2013	Pesticide	Heptachlor epoxide	n/a	=	74	%	EPA 608	-88	-88	37	142	
2012/13-4	MO-OXN	matrix spike dup	3/24/2013	Pesticide	Heptachlor epoxide	n/a	=	0.0992	µg/L	EPA 608	0.0019	0.01			
2012/13-4	MO-OXN	matrix spike dup, rec	3/24/2013	Pesticide	Heptachlor epoxide	n/a	=	99	%	EPA 608	-88	-88	37	142	
2012/13-4	MO-OXN	matrix spike, RPD	3/24/2013	Pesticide	Heptachlor epoxide	n/a	=	29	%	EPA 608	-88	-88	0	30	
2012/13-4	000NONPJ	matrix spike	4/11/2013	Pesticide	Malathion	n/a	=	0.0465	µg/L	EPA 525.2	0.0076	0.01			

Appendix F
Laboratory QA/QC Analysis Results

Event ID	Site ID	QAQC Sample Type	Analysis Date	Classification	Constituent	Fraction	Sign	Result	Units	Method	MDL	RL	QA Limit		DQOComp
													Min	Max	
2012/13-4	000NONPJ	matrix spike, rec	4/11/2013	Pesticide	Malathion	n/a	=	93	%	EPA 525.2	-88	-88	50	150	
2012/13-4	000NONPJ	matrix spike dup	4/11/2013	Pesticide	Malathion	n/a	=	0.0422	µg/L	EPA 525.2	0.0076	0.01			
2012/13-4	000NONPJ	matrix spike dup, rec	4/11/2013	Pesticide	Malathion	n/a	=	84	%	EPA 525.2	-88	-88	50	150	
2012/13-4	000NONPJ	matrix spike, RPD	4/11/2013	Pesticide	Malathion	n/a	=	10	%	EPA 525.2	-88	-88	0	25	
2012/13-4	Lab	method blank	3/22/2013	Pesticide	Malathion	n/a	<	0.0076	µg/L	EPA 525.2	0.0076	0.01			
2012/13-4	Lab	LCS	3/22/2013	Pesticide	Malathion	n/a	=	0.0457	µg/L	EPA 525.2	0.0076	0.01			
2012/13-4	Lab	LCS, rec	3/22/2013	Pesticide	Malathion	n/a	=	91	%	EPA 525.2	-88	-88	50	150	
2012/13-4	Lab	method blank	4/11/2013	Pesticide	Malathion	n/a	<	0.0076	µg/L	EPA 525.2	0.0076	0.01			
2012/13-4	Lab	LCS	4/11/2013	Pesticide	Malathion	n/a	=	0.0501	µg/L	EPA 525.2	0.0076	0.01			
2012/13-4	Lab	LCS, rec	4/11/2013	Pesticide	Malathion	n/a	=	100	%	EPA 525.2	-88	-88	50	150	
2012/13-4	MO-OXN	matrix spike	3/22/2013	Pesticide	Malathion	n/a	=	0.0597	µg/L	EPA 525.2	0.0076	0.01			
2012/13-4	MO-OXN	matrix spike, rec	3/22/2013	Pesticide	Malathion	n/a	=	72	%	EPA 525.2	-88	-88	50	150	
2012/13-4	MO-OXN	matrix spike dup	3/22/2013	Pesticide	Malathion	n/a	=	0.0555	µg/L	EPA 525.2	0.0076	0.01			
2012/13-4	MO-OXN	matrix spike dup, rec	3/22/2013	Pesticide	Malathion	n/a	=	64	%	EPA 525.2	-88	-88	50	150	
2012/13-4	MO-OXN	matrix spike, RPD	3/22/2013	Pesticide	Malathion	n/a	=	7	%	EPA 525.2	-88	-88	0	25	
2012/13-4	000NONPJ	matrix spike	4/11/2013	Pesticide	Merphos	n/a	=	0.0365	µg/L	EPA 525.2	0.0058	0.01			
2012/13-4	000NONPJ	matrix spike, rec	4/11/2013	Pesticide	Merphos	n/a	=	73	%	EPA 525.2	-88	-88	50	150	
2012/13-4	000NONPJ	matrix spike dup	4/11/2013	Pesticide	Merphos	n/a	=	0.0412	µg/L	EPA 525.2	0.0058	0.01			
2012/13-4	000NONPJ	matrix spike dup, rec	4/11/2013	Pesticide	Merphos	n/a	=	82	%	EPA 525.2	-88	-88	50	150	
2012/13-4	000NONPJ	matrix spike, RPD	4/11/2013	Pesticide	Merphos	n/a	=	12	%	EPA 525.2	-88	-88	0	25	
2012/13-4	Lab	method blank	3/22/2013	Pesticide	Merphos	n/a	<	0.0058	µg/L	EPA 525.2	0.0058	0.01			
2012/13-4	Lab	LCS	3/22/2013	Pesticide	Merphos	n/a	=	0.0344	µg/L	EPA 525.2	0.0058	0.01			
2012/13-4	Lab	LCS, rec	3/22/2013	Pesticide	Merphos	n/a	=	69	%	EPA 525.2	-88	-88	50	150	
2012/13-4	Lab	method blank	4/11/2013	Pesticide	Merphos	n/a	<	0.0058	µg/L	EPA 525.2	0.0058	0.01			
2012/13-4	Lab	LCS	4/11/2013	Pesticide	Merphos	n/a	=	0.0412	µg/L	EPA 525.2	0.0058	0.01			
2012/13-4	Lab	LCS, rec	4/11/2013	Pesticide	Merphos	n/a	=	82	%	EPA 525.2	-88	-88	50	150	
2012/13-4	MO-OXN	matrix spike	3/22/2013	Pesticide	Merphos	n/a	=	0.0251	µg/L	EPA 525.2	0.0058	0.01			
2012/13-4	MO-OXN	matrix spike, rec	3/22/2013	Pesticide	Merphos	n/a	=	50	%	EPA 525.2	-88	-88	50	150	
2012/13-4	MO-OXN	matrix spike dup	3/22/2013	Pesticide	Merphos	n/a	=	0.0293	µg/L	EPA 525.2	0.0058	0.01			
2012/13-4	MO-OXN	matrix spike dup, rec	3/22/2013	Pesticide	Merphos	n/a	=	59	%	EPA 525.2	-88	-88	50	150	
2012/13-4	MO-OXN	matrix spike, RPD	3/22/2013	Pesticide	Merphos	n/a	=	16	%	EPA 525.2	-88	-88	0	25	
2012/13-4	Lab	method blank	3/24/2013	Pesticide	Methoxychlor	n/a	<	0.0054	µg/L	EPA 608	0.0054	0.02			
2012/13-4	000NONPJ	matrix spike	4/11/2013	Pesticide	Methyl parathion	n/a	=	0.0482	µg/L	EPA 525.2	0.0063	0.01			
2012/13-4	000NONPJ	matrix spike, rec	4/11/2013	Pesticide	Methyl parathion	n/a	=	96	%	EPA 525.2	-88	-88	50	150	
2012/13-4	000NONPJ	matrix spike dup	4/11/2013	Pesticide	Methyl parathion	n/a	=	0.0423	µg/L	EPA 525.2	0.0063	0.01			
2012/13-4	000NONPJ	matrix spike dup, rec	4/11/2013	Pesticide	Methyl parathion	n/a	=	85	%	EPA 525.2	-88	-88	50	150	
2012/13-4	000NONPJ	matrix spike, RPD	4/11/2013	Pesticide	Methyl parathion	n/a	=	13	%	EPA 525.2	-88	-88	0	25	
2012/13-4	Lab	method blank	3/22/2013	Pesticide	Methyl parathion	n/a	<	0.0063	µg/L	EPA 525.2	0.0063	0.01			
2012/13-4	Lab	LCS	3/22/2013	Pesticide	Methyl parathion	n/a	=	0.044	µg/L	EPA 525.2	0.0063	0.01			
2012/13-4	Lab	LCS, rec	3/22/2013	Pesticide	Methyl parathion	n/a	=	88	%	EPA 525.2	-88	-88	50	150	
2012/13-4	Lab	method blank	4/11/2013	Pesticide	Methyl parathion	n/a	<	0.0063	µg/L	EPA 525.2	0.0063	0.01			
2012/13-4	Lab	LCS	4/11/2013	Pesticide	Methyl parathion	n/a	=	0.0724	µg/L	EPA 525.2	0.0063	0.01			
2012/13-4	Lab	LCS, rec	4/11/2013	Pesticide	Methyl parathion	n/a	=	145	%	EPA 525.2	-88	-88	50	150	
2012/13-4	MO-OXN	matrix spike	3/22/2013	Pesticide	Methyl parathion	n/a	=	0.036	µg/L	EPA 525.2	0.0063	0.01			
2012/13-4	MO-OXN	matrix spike, rec	3/22/2013	Pesticide	Methyl parathion	n/a	=	72	%	EPA 525.2	-88	-88	50	150	
2012/13-4	MO-OXN	matrix spike dup	3/22/2013	Pesticide	Methyl parathion	n/a	=	0.0317	µg/L	EPA 525.2	0.0063	0.01			
2012/13-4	MO-OXN	matrix spike dup, rec	3/22/2013	Pesticide	Methyl parathion	n/a	=	63	%	EPA 525.2	-88	-88	50	150	

Appendix F
Laboratory QA/QC Analysis Results

Event ID	Site ID	QAQC Sample Type	Analysis Date	Classification	Constituent	Fraction	Sign	Result	Units	Method	MDL	RL	QA Limit		DQOComp
													Min	Max	
2012/13-4	MO-OXN	matrix spike, RPD	3/22/2013	Pesticide	Methyl parathion	n/a	=	13	%	EPA 525.2	-88	-88	0	25	
2012/13-4	Lab	method blank	3/26/2013	Pesticide	Metolachlor	n/a	<	0.012	µg/L	EPA 525.2	0.012	0.1			
2012/13-4	Lab	LCS	3/26/2013	Pesticide	Metolachlor	n/a	=	4.76	µg/L	EPA 525.2	0.012	0.1			
2012/13-4	Lab	LCS, rec	3/26/2013	Pesticide	Metolachlor	n/a	=	95	%	EPA 525.2	-88	-88	55	170	
2012/13-4	Lab	LCS dup	3/26/2013	Pesticide	Metolachlor	n/a	=	5.19	µg/L	EPA 525.2	0.012	0.1			
2012/13-4	Lab	LCS dup, rec	3/26/2013	Pesticide	Metolachlor	n/a	=	104	%	EPA 525.2	-88	-88	55	170	
2012/13-4	Lab	LCS, RPD	3/26/2013	Pesticide	Metolachlor	n/a	=	9	%	EPA 525.2	-88	-88	0	30	
2012/13-4	Lab	method blank	4/5/2013	Pesticide	Metolachlor	n/a	<	0.012	µg/L	EPA 525.2	0.012	0.1			
2012/13-4	Lab	LCS	4/5/2013	Pesticide	Metolachlor	n/a	=	3.73	µg/L	EPA 525.2	0.012	0.1			
2012/13-4	Lab	LCS, rec	4/5/2013	Pesticide	Metolachlor	n/a	=	75	%	EPA 525.2	-88	-88	55	170	
2012/13-4	MO-OXN	matrix spike	4/5/2013	Pesticide	Metolachlor	n/a	=	6.26	µg/L	EPA 525.2	0.012	0.1			
2012/13-4	MO-OXN	matrix spike, rec	4/5/2013	Pesticide	Metolachlor	n/a	=	125	%	EPA 525.2	-88	-88	53	178	
2012/13-4	MO-OXN	matrix spike dup	4/5/2013	Pesticide	Metolachlor	n/a	=	8.08	µg/L	EPA 525.2	0.012	0.1			
2012/13-4	MO-OXN	matrix spike dup, rec	4/5/2013	Pesticide	Metolachlor	n/a	=	162	%	EPA 525.2	-88	-88	53	178	
2012/13-4	MO-OXN	matrix spike, RPD	4/5/2013	Pesticide	Metolachlor	n/a	=	25	%	EPA 525.2	-88	-88	0	30	
2012/13-4	Lab	method blank	3/26/2013	Pesticide	Metribuzin	n/a	<	0.015	µg/L	EPA 525.2	0.015	0.1			
2012/13-4	Lab	LCS	3/26/2013	Pesticide	Metribuzin	n/a	=	4.07	µg/L	EPA 525.2	0.015	0.1			
2012/13-4	Lab	LCS, rec	3/26/2013	Pesticide	Metribuzin	n/a	=	81	%	EPA 525.2	-88	-88	44	149	
2012/13-4	Lab	LCS dup	3/26/2013	Pesticide	Metribuzin	n/a	=	4.33	µg/L	EPA 525.2	0.015	0.1			
2012/13-4	Lab	LCS dup, rec	3/26/2013	Pesticide	Metribuzin	n/a	=	87	%	EPA 525.2	-88	-88	44	149	
2012/13-4	Lab	LCS, RPD	3/26/2013	Pesticide	Metribuzin	n/a	=	6	%	EPA 525.2	-88	-88	0	30	
2012/13-4	Lab	method blank	4/5/2013	Pesticide	Metribuzin	n/a	<	0.015	µg/L	EPA 525.2	0.015	0.1			
2012/13-4	Lab	LCS	4/5/2013	Pesticide	Metribuzin	n/a	=	3.25	µg/L	EPA 525.2	0.015	0.1			
2012/13-4	Lab	LCS, rec	4/5/2013	Pesticide	Metribuzin	n/a	=	65	%	EPA 525.2	-88	-88	44	149	
2012/13-4	MO-OXN	matrix spike	4/5/2013	Pesticide	Metribuzin	n/a	=	2.98	µg/L	EPA 525.2	0.015	0.1			GB
2012/13-4	MO-OXN	matrix spike, rec	4/5/2013	Pesticide	Metribuzin	n/a	=	60	%	EPA 525.2	-88	-88	64	155	GB
2012/13-4	MO-OXN	matrix spike dup	4/5/2013	Pesticide	Metribuzin	n/a	=	2.87	µg/L	EPA 525.2	0.015	0.1			GB
2012/13-4	MO-OXN	matrix spike dup, rec	4/5/2013	Pesticide	Metribuzin	n/a	=	57	%	EPA 525.2	-88	-88	64	155	GB
2012/13-4	MO-OXN	matrix spike, RPD	4/5/2013	Pesticide	Metribuzin	n/a	=	4	%	EPA 525.2	-88	-88	0	30	
2012/13-4	000NONPJ	matrix spike	4/11/2013	Pesticide	Mevinphos	n/a	=	0.0509	µg/L	EPA 525.2	0.0042	0.01			
2012/13-4	000NONPJ	matrix spike, rec	4/11/2013	Pesticide	Mevinphos	n/a	=	102	%	EPA 525.2	-88	-88	50	150	
2012/13-4	000NONPJ	matrix spike dup	4/11/2013	Pesticide	Mevinphos	n/a	=	0.0456	µg/L	EPA 525.2	0.0042	0.01			
2012/13-4	000NONPJ	matrix spike dup, rec	4/11/2013	Pesticide	Mevinphos	n/a	=	91	%	EPA 525.2	-88	-88	50	150	
2012/13-4	000NONPJ	matrix spike, RPD	4/11/2013	Pesticide	Mevinphos	n/a	=	11	%	EPA 525.2	-88	-88	0	25	
2012/13-4	Lab	method blank	3/22/2013	Pesticide	Mevinphos	n/a	<	0.0042	µg/L	EPA 525.2	0.0042	0.01			
2012/13-4	Lab	LCS	3/22/2013	Pesticide	Mevinphos	n/a	=	0.0477	µg/L	EPA 525.2	0.0042	0.01			
2012/13-4	Lab	LCS, rec	3/22/2013	Pesticide	Mevinphos	n/a	=	95	%	EPA 525.2	-88	-88	50	150	
2012/13-4	Lab	method blank	4/11/2013	Pesticide	Mevinphos	n/a	<	0.0042	µg/L	EPA 525.2	0.0042	0.01			
2012/13-4	Lab	LCS	4/11/2013	Pesticide	Mevinphos	n/a	=	0.0556	µg/L	EPA 525.2	0.0042	0.01			
2012/13-4	Lab	LCS, rec	4/11/2013	Pesticide	Mevinphos	n/a	=	111	%	EPA 525.2	-88	-88	50	150	
2012/13-4	MO-OXN	matrix spike	3/22/2013	Pesticide	Mevinphos	n/a	=	0.101	µg/L	EPA 525.2	0.0042	0.01			GB
2012/13-4	MO-OXN	matrix spike, rec	3/22/2013	Pesticide	Mevinphos	n/a	=	203	%	EPA 525.2	-88	-88	50	150	GB
2012/13-4	MO-OXN	matrix spike dup	3/22/2013	Pesticide	Mevinphos	n/a	=	0.121	µg/L	EPA 525.2	0.0042	0.01			GB
2012/13-4	MO-OXN	matrix spike dup, rec	3/22/2013	Pesticide	Mevinphos	n/a	=	241	%	EPA 525.2	-88	-88	50	150	GB
2012/13-4	MO-OXN	matrix spike, RPD	3/22/2013	Pesticide	Mevinphos	n/a	=	17	%	EPA 525.2	-88	-88	0	25	
2012/13-4	Lab	method blank	3/26/2013	Pesticide	Molinate	n/a	<	0.039	µg/L	EPA 525.2	0.039	0.1			
2012/13-4	Lab	LCS	3/26/2013	Pesticide	Molinate	n/a	=	5.43	µg/L	EPA 525.2	0.039	0.1			

Appendix F
Laboratory QA/QC Analysis Results

Event ID	Site ID	QAQC Sample Type	Analysis Date	Classification	Constituent	Fraction	Sign	Result	Units	Method	MDL	RL	QA Limit		DQOComp
													Min	Max	
2012/13-4	Lab	LCS, rec	3/26/2013	Pesticide	Molinate	n/a	=	109	%	EPA 525.2	-88	-88	76	116	
2012/13-4	Lab	LCS dup	3/26/2013	Pesticide	Molinate	n/a	=	5.61	µg/L	EPA 525.2	0.039	0.1			
2012/13-4	Lab	LCS dup, rec	3/26/2013	Pesticide	Molinate	n/a	=	112	%	EPA 525.2	-88	-88	76	116	
2012/13-4	Lab	LCS, RPD	3/26/2013	Pesticide	Molinate	n/a	=	3	%	EPA 525.2	-88	-88	0	30	
2012/13-4	Lab	method blank	4/5/2013	Pesticide	Molinate	n/a	<	0.039	µg/L	EPA 525.2	0.039	0.1			
2012/13-4	Lab	LCS	4/5/2013	Pesticide	Molinate	n/a	=	5.18	µg/L	EPA 525.2	0.039	0.1			
2012/13-4	Lab	LCS, rec	4/5/2013	Pesticide	Molinate	n/a	=	104	%	EPA 525.2	-88	-88	76	116	
2012/13-4	MO-OXN	matrix spike	4/5/2013	Pesticide	Molinate	n/a	=	4.4	µg/L	EPA 525.2	0.039	0.1			
2012/13-4	MO-OXN	matrix spike, rec	4/5/2013	Pesticide	Molinate	n/a	=	88	%	EPA 525.2	-88	-88	68	125	
2012/13-4	MO-OXN	matrix spike dup	4/5/2013	Pesticide	Molinate	n/a	=	4.37	µg/L	EPA 525.2	0.039	0.1			
2012/13-4	MO-OXN	matrix spike dup, rec	4/5/2013	Pesticide	Molinate	n/a	=	87	%	EPA 525.2	-88	-88	68	125	
2012/13-4	MO-OXN	matrix spike, RPD	4/5/2013	Pesticide	Molinate	n/a	=	0.7	%	EPA 525.2	-88	-88	0	30	
2012/13-4	000NONPJ	matrix spike	4/11/2013	Pesticide	Naled	n/a	=	0.0108	µg/L	EPA 525.2	0.0076	0.01			
2012/13-4	000NONPJ	matrix spike, rec	4/11/2013	Pesticide	Naled	n/a	=	22	%	EPA 525.2	-88	-88	5	150	
2012/13-4	000NONPJ	matrix spike dup	4/11/2013	Pesticide	Naled	n/a	=	0.0104	µg/L	EPA 525.2	0.0076	0.01			
2012/13-4	000NONPJ	matrix spike dup, rec	4/11/2013	Pesticide	Naled	n/a	=	21	%	EPA 525.2	-88	-88	5	150	
2012/13-4	000NONPJ	matrix spike, RPD	4/11/2013	Pesticide	Naled	n/a	=	4	%	EPA 525.2	-88	-88	0	25	
2012/13-4	Lab	method blank	3/22/2013	Pesticide	Naled	n/a	<	0.0076	µg/L	EPA 525.2	0.0076	0.01			
2012/13-4	Lab	LCS	3/22/2013	Pesticide	Naled	n/a	=	0.0181	µg/L	EPA 525.2	0.0076	0.01			
2012/13-4	Lab	LCS, rec	3/22/2013	Pesticide	Naled	n/a	=	36	%	EPA 525.2	-88	-88	5	150	
2012/13-4	Lab	method blank	4/11/2013	Pesticide	Naled	n/a	<	0.0076	µg/L	EPA 525.2	0.0076	0.01			
2012/13-4	Lab	LCS	4/11/2013	Pesticide	Naled	n/a	=	0.0162	µg/L	EPA 525.2	0.0076	0.01			
2012/13-4	Lab	LCS, rec	4/11/2013	Pesticide	Naled	n/a	=	32	%	EPA 525.2	-88	-88	5	150	
2012/13-4	MO-OXN	matrix spike	3/22/2013	Pesticide	Naled	n/a	=	0.214	µg/L	EPA 525.2	0.0076	0.01			GB
2012/13-4	MO-OXN	matrix spike, rec	3/22/2013	Pesticide	Naled	n/a	=	427	%	EPA 525.2	-88	-88	5	150	GB
2012/13-4	MO-OXN	matrix spike dup	3/22/2013	Pesticide	Naled	n/a	=	0.62	µg/L	EPA 525.2	0.0076	0.01			GB
2012/13-4	MO-OXN	matrix spike dup, rec	3/22/2013	Pesticide	Naled	n/a	=	1240	%	EPA 525.2	-88	-88	5	150	GB
2012/13-4	MO-OXN	matrix spike, RPD	3/22/2013	Pesticide	Naled	n/a	=	98	%	EPA 525.2	-88	-88	0	25	IL
2012/13-4	Lab	method blank	3/21/2013	Pesticide	Pentachlorophenol	n/a	<	0.04	µg/L	EPA 515.3	0.04	0.2			
2012/13-4	Lab	LCS	3/21/2013	Pesticide	Pentachlorophenol	n/a	=	4.67	µg/L	EPA 515.3	0.04	0.2			
2012/13-4	Lab	LCS, rec	3/21/2013	Pesticide	Pentachlorophenol	n/a	=	117	%	EPA 515.3	-88	-88	70	130	
2012/13-4	ME-CC	matrix spike	3/21/2013	Pesticide	Pentachlorophenol	n/a	=	4.23	µg/L	EPA 515.3	0.04	0.2			
2012/13-4	ME-CC	matrix spike, rec	3/21/2013	Pesticide	Pentachlorophenol	n/a	=	106	%	EPA 515.3	-88	-88	70	130	
2012/13-4	ME-CC	matrix spike dup	3/21/2013	Pesticide	Pentachlorophenol	n/a	=	4.29	µg/L	EPA 515.3	0.04	0.2			
2012/13-4	ME-CC	matrix spike dup, rec	3/21/2013	Pesticide	Pentachlorophenol	n/a	=	107	%	EPA 515.3	-88	-88	70	130	
2012/13-4	ME-CC	matrix spike, RPD	3/21/2013	Pesticide	Pentachlorophenol	n/a	=	1	%	EPA 515.3	-88	-88	0	30	
2012/13-4	MO-OXN	matrix spike	3/21/2013	Pesticide	Pentachlorophenol	n/a	=	3.96	µg/L	EPA 515.3	0.04	0.2			
2012/13-4	MO-OXN	matrix spike, rec	3/21/2013	Pesticide	Pentachlorophenol	n/a	=	99	%	EPA 515.3	-88	-88	70	130	
2012/13-4	MO-OXN	matrix spike dup	3/21/2013	Pesticide	Pentachlorophenol	n/a	=	4.05	µg/L	EPA 515.3	0.04	0.2			
2012/13-4	MO-OXN	matrix spike dup, rec	3/21/2013	Pesticide	Pentachlorophenol	n/a	=	101	%	EPA 515.3	-88	-88	70	130	
2012/13-4	MO-OXN	matrix spike, RPD	3/21/2013	Pesticide	Pentachlorophenol	n/a	=	2	%	EPA 515.3	-88	-88	0	30	
2012/13-4	000NONPJ	matrix spike	4/11/2013	Pesticide	Phorate	n/a	=	0.0566	µg/L	EPA 525.2	0.003	0.01			
2012/13-4	000NONPJ	matrix spike, rec	4/11/2013	Pesticide	Phorate	n/a	=	113	%	EPA 525.2	-88	-88	50	150	
2012/13-4	000NONPJ	matrix spike dup	4/11/2013	Pesticide	Phorate	n/a	=	0.0457	µg/L	EPA 525.2	0.003	0.01			
2012/13-4	000NONPJ	matrix spike dup, rec	4/11/2013	Pesticide	Phorate	n/a	=	91	%	EPA 525.2	-88	-88	50	150	
2012/13-4	000NONPJ	matrix spike, RPD	4/11/2013	Pesticide	Phorate	n/a	=	21	%	EPA 525.2	-88	-88	0	25	
2012/13-4	Lab	method blank	3/22/2013	Pesticide	Phorate	n/a	<	0.003	µg/L	EPA 525.2	0.003	0.01			

Appendix F
Laboratory QA/QC Analysis Results

Event ID	Site ID	QAQC Sample Type	Analysis Date	Classification	Constituent	Fraction	Sign	Result	Units	Method	MDL	RL	QA Limit		DQOComp
													Min	Max	
2012/13-4	Lab	LCS	3/22/2013	Pesticide	Phorate	n/a	=	0.0642	µg/L	EPA 525.2	0.003	0.01			
2012/13-4	Lab	LCS, rec	3/22/2013	Pesticide	Phorate	n/a	=	128	%	EPA 525.2	-88	-88	50	150	
2012/13-4	Lab	method blank	4/11/2013	Pesticide	Phorate	n/a	<	0.003	µg/L	EPA 525.2	0.003	0.01			
2012/13-4	Lab	LCS	4/11/2013	Pesticide	Phorate	n/a	=	0.0577	µg/L	EPA 525.2	0.003	0.01			
2012/13-4	Lab	LCS, rec	4/11/2013	Pesticide	Phorate	n/a	=	115	%	EPA 525.2	-88	-88	50	150	
2012/13-4	MO-OXN	matrix spike	3/22/2013	Pesticide	Phorate	n/a	=	0.0678	µg/L	EPA 525.2	0.003	0.01			
2012/13-4	MO-OXN	matrix spike, rec	3/22/2013	Pesticide	Phorate	n/a	=	136	%	EPA 525.2	-88	-88	50	150	
2012/13-4	MO-OXN	matrix spike dup	3/22/2013	Pesticide	Phorate	n/a	=	0.0656	µg/L	EPA 525.2	0.003	0.01			
2012/13-4	MO-OXN	matrix spike dup, rec	3/22/2013	Pesticide	Phorate	n/a	=	131	%	EPA 525.2	-88	-88	50	150	
2012/13-4	MO-OXN	matrix spike, RPD	3/22/2013	Pesticide	Phorate	n/a	=	3	%	EPA 525.2	-88	-88	0	25	
2012/13-4	Lab	method blank	3/21/2013	Pesticide	Picloram	n/a	<	0.05	µg/L	EPA 515.3	0.05	0.6			
2012/13-4	Lab	LCS	3/21/2013	Pesticide	Picloram	n/a	=	4.22	µg/L	EPA 515.3	0.05	0.6			
2012/13-4	Lab	LCS, rec	3/21/2013	Pesticide	Picloram	n/a	=	106	%	EPA 515.3	-88	-88	70	130	
2012/13-4	ME-CC	matrix spike	3/21/2013	Pesticide	Picloram	n/a	=	4.27	µg/L	EPA 515.3	0.05	0.6			
2012/13-4	ME-CC	matrix spike, rec	3/21/2013	Pesticide	Picloram	n/a	=	107	%	EPA 515.3	-88	-88	70	130	
2012/13-4	ME-CC	matrix spike dup	3/21/2013	Pesticide	Picloram	n/a	=	4.44	µg/L	EPA 515.3	0.05	0.6			
2012/13-4	ME-CC	matrix spike dup, rec	3/21/2013	Pesticide	Picloram	n/a	=	111	%	EPA 515.3	-88	-88	70	130	
2012/13-4	ME-CC	matrix spike, RPD	3/21/2013	Pesticide	Picloram	n/a	=	4	%	EPA 515.3	-88	-88	0	30	
2012/13-4	MO-OXN	matrix spike	3/21/2013	Pesticide	Picloram	n/a	=	4.66	µg/L	EPA 515.3	0.05	0.6			
2012/13-4	MO-OXN	matrix spike, rec	3/21/2013	Pesticide	Picloram	n/a	=	117	%	EPA 515.3	-88	-88	70	130	
2012/13-4	MO-OXN	matrix spike dup	3/21/2013	Pesticide	Picloram	n/a	=	5.09	µg/L	EPA 515.3	0.05	0.6			
2012/13-4	MO-OXN	matrix spike dup, rec	3/21/2013	Pesticide	Picloram	n/a	=	127	%	EPA 515.3	-88	-88	70	130	
2012/13-4	MO-OXN	matrix spike, RPD	3/21/2013	Pesticide	Picloram	n/a	=	9	%	EPA 515.3	-88	-88	0	30	
2012/13-4	Lab	method blank	3/26/2013	Pesticide	Prometon	n/a	<	0.024	µg/L	EPA 525.2	0.024	0.2			
2012/13-4	Lab	LCS	3/26/2013	Pesticide	Prometon	n/a	=	2.83	µg/L	EPA 525.2	0.024	0.2			
2012/13-4	Lab	LCS, rec	3/26/2013	Pesticide	Prometon	n/a	=	57	%	EPA 525.2	-88	-88	6	110	
2012/13-4	Lab	LCS dup	3/26/2013	Pesticide	Prometon	n/a	=	3.06	µg/L	EPA 525.2	0.024	0.2			
2012/13-4	Lab	LCS dup, rec	3/26/2013	Pesticide	Prometon	n/a	=	61	%	EPA 525.2	-88	-88	6	110	
2012/13-4	Lab	LCS, RPD	3/26/2013	Pesticide	Prometon	n/a	=	8	%	EPA 525.2	-88	-88	0	30	
2012/13-4	Lab	method blank	4/5/2013	Pesticide	Prometon	n/a	<	0.024	µg/L	EPA 525.2	0.024	0.2			
2012/13-4	Lab	LCS	4/5/2013	Pesticide	Prometon	n/a	=	2.28	µg/L	EPA 525.2	0.024	0.2			
2012/13-4	Lab	LCS, rec	4/5/2013	Pesticide	Prometon	n/a	=	46	%	EPA 525.2	-88	-88	6	110	
2012/13-4	MO-OXN	matrix spike	4/5/2013	Pesticide	Prometon	n/a	=	3.77	µg/L	EPA 525.2	0.024	0.2			
2012/13-4	MO-OXN	matrix spike, rec	4/5/2013	Pesticide	Prometon	n/a	=	75	%	EPA 525.2	-88	-88	5	148	
2012/13-4	MO-OXN	matrix spike dup	4/5/2013	Pesticide	Prometon	n/a	=	4.34	µg/L	EPA 525.2	0.024	0.2			
2012/13-4	MO-OXN	matrix spike dup, rec	4/5/2013	Pesticide	Prometon	n/a	=	87	%	EPA 525.2	-88	-88	5	148	
2012/13-4	MO-OXN	matrix spike, RPD	4/5/2013	Pesticide	Prometon	n/a	=	14	%	EPA 525.2	-88	-88	0	30	
2012/13-4	Lab	method blank	3/26/2013	Pesticide	Prometryn	n/a	<	0.036	µg/L	EPA 525.2	0.036	0.1			
2012/13-4	Lab	LCS	3/26/2013	Pesticide	Prometryn	n/a	=	4.32	µg/L	EPA 525.2	0.036	0.1			
2012/13-4	Lab	LCS, rec	3/26/2013	Pesticide	Prometryn	n/a	=	86	%	EPA 525.2	-88	-88	34	152	
2012/13-4	Lab	LCS dup	3/26/2013	Pesticide	Prometryn	n/a	=	4.59	µg/L	EPA 525.2	0.036	0.1			
2012/13-4	Lab	LCS dup, rec	3/26/2013	Pesticide	Prometryn	n/a	=	92	%	EPA 525.2	-88	-88	34	152	
2012/13-4	Lab	LCS, RPD	3/26/2013	Pesticide	Prometryn	n/a	=	6	%	EPA 525.2	-88	-88	0	30	
2012/13-4	Lab	method blank	4/5/2013	Pesticide	Prometryn	n/a	<	0.036	µg/L	EPA 525.2	0.036	0.1			
2012/13-4	Lab	LCS	4/5/2013	Pesticide	Prometryn	n/a	=	3.53	µg/L	EPA 525.2	0.036	0.1			
2012/13-4	Lab	LCS, rec	4/5/2013	Pesticide	Prometryn	n/a	=	71	%	EPA 525.2	-88	-88	34	152	
2012/13-4	MO-OXN	matrix spike	4/5/2013	Pesticide	Prometryn	n/a	=	4.64	µg/L	EPA 525.2	0.036	0.1			

Appendix F
Laboratory QA/QC Analysis Results

Event ID	Site ID	QAQC Sample Type	Analysis Date	Classification	Constituent	Fraction	Sign	Result	Units	Method	MDL	RL	QA Limit		DQOComp
													Min	Max	
2012/13-4	MO-OXN	matrix spike, rec	4/5/2013	Pesticide	Prometryn	n/a	=	93	%	EPA 525.2	-88	-88	44	169	
2012/13-4	MO-OXN	matrix spike dup	4/5/2013	Pesticide	Prometryn	n/a	=	5.31	µg/L	EPA 525.2	0.036	0.1			
2012/13-4	MO-OXN	matrix spike dup, rec	4/5/2013	Pesticide	Prometryn	n/a	=	106	%	EPA 525.2	-88	-88	44	169	
2012/13-4	MO-OXN	matrix spike, RPD	4/5/2013	Pesticide	Prometryn	n/a	=	13	%	EPA 525.2	-88	-88	0	30	
2012/13-4	000NONPJ	matrix spike	4/11/2013	Pesticide	Ronnel (Fenchlorphos)	n/a	=	0.0396	µg/L	EPA 525.2	0.0041	0.01			
2012/13-4	000NONPJ	matrix spike, rec	4/11/2013	Pesticide	Ronnel (Fenchlorphos)	n/a	=	79	%	EPA 525.2	-88	-88	50	150	
2012/13-4	000NONPJ	matrix spike dup	4/11/2013	Pesticide	Ronnel (Fenchlorphos)	n/a	=	0.0381	µg/L	EPA 525.2	0.0041	0.01			
2012/13-4	000NONPJ	matrix spike dup, rec	4/11/2013	Pesticide	Ronnel (Fenchlorphos)	n/a	=	76	%	EPA 525.2	-88	-88	50	150	
2012/13-4	000NONPJ	matrix spike, RPD	4/11/2013	Pesticide	Ronnel (Fenchlorphos)	n/a	=	4	%	EPA 525.2	-88	-88	0	25	
2012/13-4	Lab	method blank	3/22/2013	Pesticide	Ronnel (Fenchlorphos)	n/a	<	0.0041	µg/L	EPA 525.2	0.0041	0.01			
2012/13-4	Lab	LCS	3/22/2013	Pesticide	Ronnel (Fenchlorphos)	n/a	=	0.0383	µg/L	EPA 525.2	0.0041	0.01			
2012/13-4	Lab	LCS, rec	3/22/2013	Pesticide	Ronnel (Fenchlorphos)	n/a	=	77	%	EPA 525.2	-88	-88	50	150	
2012/13-4	Lab	method blank	4/11/2013	Pesticide	Ronnel (Fenchlorphos)	n/a	<	0.0041	µg/L	EPA 525.2	0.0041	0.01			
2012/13-4	Lab	LCS	4/11/2013	Pesticide	Ronnel (Fenchlorphos)	n/a	=	0.0446	µg/L	EPA 525.2	0.0041	0.01			
2012/13-4	Lab	LCS, rec	4/11/2013	Pesticide	Ronnel (Fenchlorphos)	n/a	=	89	%	EPA 525.2	-88	-88	50	150	
2012/13-4	MO-OXN	matrix spike	3/22/2013	Pesticide	Ronnel (Fenchlorphos)	n/a	=	0.0354	µg/L	EPA 525.2	0.0041	0.01			
2012/13-4	MO-OXN	matrix spike, rec	3/22/2013	Pesticide	Ronnel (Fenchlorphos)	n/a	=	71	%	EPA 525.2	-88	-88	50	150	
2012/13-4	MO-OXN	matrix spike dup	3/22/2013	Pesticide	Ronnel (Fenchlorphos)	n/a	=	0.0318	µg/L	EPA 525.2	0.0041	0.01			
2012/13-4	MO-OXN	matrix spike dup, rec	3/22/2013	Pesticide	Ronnel (Fenchlorphos)	n/a	=	64	%	EPA 525.2	-88	-88	50	150	
2012/13-4	MO-OXN	matrix spike, RPD	3/22/2013	Pesticide	Ronnel (Fenchlorphos)	n/a	=	11	%	EPA 525.2	-88	-88	0	25	
2012/13-4	Lab	method blank	3/26/2013	Pesticide	Simazine	n/a	<	0.015	µg/L	EPA 525.2	0.015	0.1			
2012/13-4	Lab	LCS	3/26/2013	Pesticide	Simazine	n/a	=	4.34	µg/L	EPA 525.2	0.015	0.1			
2012/13-4	Lab	LCS, rec	3/26/2013	Pesticide	Simazine	n/a	=	87	%	EPA 525.2	-88	-88	54	156	
2012/13-4	Lab	LCS dup	3/26/2013	Pesticide	Simazine	n/a	=	4.56	µg/L	EPA 525.2	0.015	0.1			
2012/13-4	Lab	LCS dup, rec	3/26/2013	Pesticide	Simazine	n/a	=	91	%	EPA 525.2	-88	-88	54	156	
2012/13-4	Lab	LCS, RPD	3/26/2013	Pesticide	Simazine	n/a	=	5	%	EPA 525.2	-88	-88	0	30	
2012/13-4	Lab	method blank	4/5/2013	Pesticide	Simazine	n/a	<	0.015	µg/L	EPA 525.2	0.015	0.1			
2012/13-4	Lab	LCS	4/5/2013	Pesticide	Simazine	n/a	=	3.19	µg/L	EPA 525.2	0.015	0.1			
2012/13-4	Lab	LCS, rec	4/5/2013	Pesticide	Simazine	n/a	=	64	%	EPA 525.2	-88	-88	54	156	
2012/13-4	MO-OXN	matrix spike	4/5/2013	Pesticide	Simazine	n/a	=	2.32	µg/L	EPA 525.2	0.015	0.1			GB
2012/13-4	MO-OXN	matrix spike, rec	4/5/2013	Pesticide	Simazine	n/a	=	46	%	EPA 525.2	-88	-88	53	152	GB
2012/13-4	MO-OXN	matrix spike dup	4/5/2013	Pesticide	Simazine	n/a	=	2.11	µg/L	EPA 525.2	0.015	0.1			GB
2012/13-4	MO-OXN	matrix spike dup, rec	4/5/2013	Pesticide	Simazine	n/a	=	42	%	EPA 525.2	-88	-88	53	152	GB
2012/13-4	MO-OXN	matrix spike, RPD	4/5/2013	Pesticide	Simazine	n/a	=	9	%	EPA 525.2	-88	-88	0	30	
2012/13-4	000NONPJ	matrix spike	4/11/2013	Pesticide	Stirophos (Tetrachlorvinphos)	n/a	=	0.03	µg/L	EPA 525.2	0.0031	0.01			
2012/13-4	000NONPJ	matrix spike, rec	4/11/2013	Pesticide	Stirophos (Tetrachlorvinphos)	n/a	=	60	%	EPA 525.2	-88	-88	50	150	
2012/13-4	000NONPJ	matrix spike dup	4/11/2013	Pesticide	Stirophos (Tetrachlorvinphos)	n/a	=	0.0262	µg/L	EPA 525.2	0.0031	0.01			
2012/13-4	000NONPJ	matrix spike dup, rec	4/11/2013	Pesticide	Stirophos (Tetrachlorvinphos)	n/a	=	52	%	EPA 525.2	-88	-88	50	150	
2012/13-4	000NONPJ	matrix spike, RPD	4/11/2013	Pesticide	Stirophos (Tetrachlorvinphos)	n/a	=	14	%	EPA 525.2	-88	-88	0	25	
2012/13-4	Lab	method blank	3/22/2013	Pesticide	Stirophos (Tetrachlorvinphos)	n/a	<	0.0031	µg/L	EPA 525.2	0.0031	0.01			
2012/13-4	Lab	LCS	3/22/2013	Pesticide	Stirophos (Tetrachlorvinphos)	n/a	=	0.0222	µg/L	EPA 525.2	0.0031	0.01			EUM
2012/13-4	Lab	LCS, rec	3/22/2013	Pesticide	Stirophos (Tetrachlorvinphos)	n/a	=	44	%	EPA 525.2	-88	-88	50	150	EUM
2012/13-4	Lab	method blank	4/11/2013	Pesticide	Stirophos (Tetrachlorvinphos)	n/a	<	0.0031	µg/L	EPA 525.2	0.0031	0.01			
2012/13-4	Lab	LCS	4/11/2013	Pesticide	Stirophos (Tetrachlorvinphos)	n/a	=	0.03	µg/L	EPA 525.2	0.0031	0.01			
2012/13-4	Lab	LCS, rec	4/11/2013	Pesticide	Stirophos (Tetrachlorvinphos)	n/a	=	60	%	EPA 525.2	-88	-88	50	150	
2012/13-4	MO-OXN	matrix spike	3/22/2013	Pesticide	Stirophos (Tetrachlorvinphos)	n/a	DNQ	0.0095	µg/L	EPA 525.2	0.0031	0.01			GB
2012/13-4	MO-OXN	matrix spike, rec	3/22/2013	Pesticide	Stirophos (Tetrachlorvinphos)	n/a	=	19	%	EPA 525.2	-88	-88	50	150	GB

Appendix F
Laboratory QA/QC Analysis Results

Event ID	Site ID	QAQC Sample Type	Analysis Date	Classification	Constituent	Fraction	Sign	Result	Units	Method	MDL	RL	QA Limit		DQOComp
													Min	Max	
2012/13-4	MO-OXN	matrix spike dup	3/22/2013	Pesticide	Stirophos (Tetrachlorvinphos)	n/a	DNQ	0.0087	µg/L	EPA 525.2	0.0031	0.01			GB
2012/13-4	MO-OXN	matrix spike dup, rec	3/22/2013	Pesticide	Stirophos (Tetrachlorvinphos)	n/a	=	17	%	EPA 525.2	-88	-88	50	150	GB
2012/13-4	MO-OXN	matrix spike, RPD	3/22/2013	Pesticide	Stirophos (Tetrachlorvinphos)	n/a	=	9	%	EPA 525.2	-88	-88	0	25	
2012/13-4	Lab	method blank	3/26/2013	Pesticide	Terbacil	n/a	<	0.55	µg/L	EPA 525.2	0.55	2			
2012/13-4	Lab	LCS	3/26/2013	Pesticide	Terbacil	n/a	=	5.94	µg/L	EPA 525.2	0.55	2			
2012/13-4	Lab	LCS, rec	3/26/2013	Pesticide	Terbacil	n/a	=	119	%	EPA 525.2	-88	-88	66	140	
2012/13-4	Lab	LCS dup	3/26/2013	Pesticide	Terbacil	n/a	=	5.65	µg/L	EPA 525.2	0.55	2			
2012/13-4	Lab	LCS dup, rec	3/26/2013	Pesticide	Terbacil	n/a	=	113	%	EPA 525.2	-88	-88	66	140	
2012/13-4	Lab	LCS, RPD	3/26/2013	Pesticide	Terbacil	n/a	=	5	%	EPA 525.2	-88	-88	0	30	
2012/13-4	Lab	method blank	4/5/2013	Pesticide	Terbacil	n/a	<	0.55	µg/L	EPA 525.2	0.55	2			
2012/13-4	Lab	LCS	4/5/2013	Pesticide	Terbacil	n/a	=	5.21	µg/L	EPA 525.2	0.55	2			
2012/13-4	Lab	LCS, rec	4/5/2013	Pesticide	Terbacil	n/a	=	104	%	EPA 525.2	-88	-88	66	140	
2012/13-4	MO-OXN	matrix spike	4/5/2013	Pesticide	Terbacil	n/a	=	7.06	µg/L	EPA 525.2	0.55	2			
2012/13-4	MO-OXN	matrix spike, rec	4/5/2013	Pesticide	Terbacil	n/a	=	141	%	EPA 525.2	-88	-88	56	159	
2012/13-4	MO-OXN	matrix spike dup	4/5/2013	Pesticide	Terbacil	n/a	=	7.8	µg/L	EPA 525.2	0.55	2			
2012/13-4	MO-OXN	matrix spike dup, rec	4/5/2013	Pesticide	Terbacil	n/a	=	156	%	EPA 525.2	-88	-88	56	159	
2012/13-4	MO-OXN	matrix spike, RPD	4/5/2013	Pesticide	Terbacil	n/a	=	10	%	EPA 525.2	-88	-88	0	30	
2012/13-4	Lab	method blank	3/26/2013	Pesticide	Thiobencarb	n/a	<	0.025	µg/L	EPA 525.2	0.025	0.2			
2012/13-4	Lab	LCS	3/26/2013	Pesticide	Thiobencarb	n/a	=	5.09	µg/L	EPA 525.2	0.025	0.2			
2012/13-4	Lab	LCS, rec	3/26/2013	Pesticide	Thiobencarb	n/a	=	102	%	EPA 525.2	-88	-88	57	162	
2012/13-4	Lab	LCS dup	3/26/2013	Pesticide	Thiobencarb	n/a	=	5.2	µg/L	EPA 525.2	0.025	0.2			
2012/13-4	Lab	LCS dup, rec	3/26/2013	Pesticide	Thiobencarb	n/a	=	104	%	EPA 525.2	-88	-88	57	162	
2012/13-4	Lab	LCS, RPD	3/26/2013	Pesticide	Thiobencarb	n/a	=	2	%	EPA 525.2	-88	-88	0	30	
2012/13-4	Lab	method blank	4/5/2013	Pesticide	Thiobencarb	n/a	<	0.025	µg/L	EPA 525.2	0.025	0.2			
2012/13-4	Lab	LCS	4/5/2013	Pesticide	Thiobencarb	n/a	=	4.4	µg/L	EPA 525.2	0.025	0.2			
2012/13-4	Lab	LCS, rec	4/5/2013	Pesticide	Thiobencarb	n/a	=	88	%	EPA 525.2	-88	-88	57	162	
2012/13-4	MO-OXN	matrix spike	4/5/2013	Pesticide	Thiobencarb	n/a	=	6.74	µg/L	EPA 525.2	0.025	0.2			
2012/13-4	MO-OXN	matrix spike, rec	4/5/2013	Pesticide	Thiobencarb	n/a	=	135	%	EPA 525.2	-88	-88	71	160	
2012/13-4	MO-OXN	matrix spike dup	4/5/2013	Pesticide	Thiobencarb	n/a	=	8.41	µg/L	EPA 525.2	0.025	0.2			GB
2012/13-4	MO-OXN	matrix spike dup, rec	4/5/2013	Pesticide	Thiobencarb	n/a	=	168	%	EPA 525.2	-88	-88	71	160	GB
2012/13-4	MO-OXN	matrix spike, RPD	4/5/2013	Pesticide	Thiobencarb	n/a	=	22	%	EPA 525.2	-88	-88	0	30	
2012/13-4	000NONPJ	matrix spike	4/11/2013	Pesticide	Tokuthion	n/a	=	0.0342	µg/L	EPA 525.2	0.0078	0.01			
2012/13-4	000NONPJ	matrix spike, rec	4/11/2013	Pesticide	Tokuthion	n/a	=	68	%	EPA 525.2	-88	-88	50	150	
2012/13-4	000NONPJ	matrix spike dup	4/11/2013	Pesticide	Tokuthion	n/a	=	0.0368	µg/L	EPA 525.2	0.0078	0.01			
2012/13-4	000NONPJ	matrix spike dup, rec	4/11/2013	Pesticide	Tokuthion	n/a	=	74	%	EPA 525.2	-88	-88	50	150	
2012/13-4	000NONPJ	matrix spike, RPD	4/11/2013	Pesticide	Tokuthion	n/a	=	7	%	EPA 525.2	-88	-88	0	25	
2012/13-4	Lab	method blank	3/22/2013	Pesticide	Tokuthion	n/a	<	0.0078	µg/L	EPA 525.2	0.0078	0.01			
2012/13-4	Lab	LCS	3/22/2013	Pesticide	Tokuthion	n/a	=	0.0416	µg/L	EPA 525.2	0.0078	0.01			
2012/13-4	Lab	LCS, rec	3/22/2013	Pesticide	Tokuthion	n/a	=	83	%	EPA 525.2	-88	-88	50	150	
2012/13-4	Lab	method blank	4/11/2013	Pesticide	Tokuthion	n/a	<	0.0078	µg/L	EPA 525.2	0.0078	0.01			
2012/13-4	Lab	LCS	4/11/2013	Pesticide	Tokuthion	n/a	=	0.0449	µg/L	EPA 525.2	0.0078	0.01			
2012/13-4	Lab	LCS, rec	4/11/2013	Pesticide	Tokuthion	n/a	=	90	%	EPA 525.2	-88	-88	50	150	
2012/13-4	MO-OXN	matrix spike	3/22/2013	Pesticide	Tokuthion	n/a	=	0.0465	µg/L	EPA 525.2	0.0078	0.01			
2012/13-4	MO-OXN	matrix spike, rec	3/22/2013	Pesticide	Tokuthion	n/a	=	93	%	EPA 525.2	-88	-88	50	150	
2012/13-4	MO-OXN	matrix spike dup	3/22/2013	Pesticide	Tokuthion	n/a	=	0.0469	µg/L	EPA 525.2	0.0078	0.01			
2012/13-4	MO-OXN	matrix spike dup, rec	3/22/2013	Pesticide	Tokuthion	n/a	=	94	%	EPA 525.2	-88	-88	50	150	
2012/13-4	MO-OXN	matrix spike, RPD	3/22/2013	Pesticide	Tokuthion	n/a	=	0.8	%	EPA 525.2	-88	-88	0	25	

Appendix F
Laboratory QA/QC Analysis Results

Event ID	Site ID	QAQC Sample Type	Analysis Date	Classification	Constituent	Fraction	Sign	Result	Units	Method	MDL	RL	QA Limit		DQOComp
													Min	Max	
2012/13-4	Lab	method blank	3/24/2013	Pesticide	Toxaphene	n/a	<	0.12	µg/L	EPA 608	0.12	0.5			
2012/13-4	000NONPJ	matrix spike	4/11/2013	Pesticide	Trichloronate	n/a	=	0.0435	µg/L	EPA 525.2	0.0067	0.01			
2012/13-4	000NONPJ	matrix spike, rec	4/11/2013	Pesticide	Trichloronate	n/a	=	87	%	EPA 525.2	-88	-88	50	150	
2012/13-4	000NONPJ	matrix spike dup	4/11/2013	Pesticide	Trichloronate	n/a	=	0.0449	µg/L	EPA 525.2	0.0067	0.01			
2012/13-4	000NONPJ	matrix spike dup, rec	4/11/2013	Pesticide	Trichloronate	n/a	=	90	%	EPA 525.2	-88	-88	50	150	
2012/13-4	000NONPJ	matrix spike, RPD	4/11/2013	Pesticide	Trichloronate	n/a	=	3	%	EPA 525.2	-88	-88	0	25	
2012/13-4	Lab	method blank	3/22/2013	Pesticide	Trichloronate	n/a	<	0.0067	µg/L	EPA 525.2	0.0067	0.01			
2012/13-4	Lab	LCS	3/22/2013	Pesticide	Trichloronate	n/a	=	0.0476	µg/L	EPA 525.2	0.0067	0.01			
2012/13-4	Lab	LCS, rec	3/22/2013	Pesticide	Trichloronate	n/a	=	95	%	EPA 525.2	-88	-88	50	150	
2012/13-4	Lab	method blank	4/11/2013	Pesticide	Trichloronate	n/a	<	0.0067	µg/L	EPA 525.2	0.0067	0.01			
2012/13-4	Lab	LCS	4/11/2013	Pesticide	Trichloronate	n/a	=	0.0486	µg/L	EPA 525.2	0.0067	0.01			
2012/13-4	Lab	LCS, rec	4/11/2013	Pesticide	Trichloronate	n/a	=	97	%	EPA 525.2	-88	-88	50	150	
2012/13-4	MO-OXN	matrix spike	3/22/2013	Pesticide	Trichloronate	n/a	=	0.0535	µg/L	EPA 525.2	0.0067	0.01			
2012/13-4	MO-OXN	matrix spike, rec	3/22/2013	Pesticide	Trichloronate	n/a	=	107	%	EPA 525.2	-88	-88	50	150	
2012/13-4	MO-OXN	matrix spike dup	3/22/2013	Pesticide	Trichloronate	n/a	=	0.0533	µg/L	EPA 525.2	0.0067	0.01			
2012/13-4	MO-OXN	matrix spike dup, rec	3/22/2013	Pesticide	Trichloronate	n/a	=	107	%	EPA 525.2	-88	-88	50	150	
2012/13-4	MO-OXN	matrix spike, RPD	3/22/2013	Pesticide	Trichloronate	n/a	=	0.3	%	EPA 525.2	-88	-88	0	25	
2012/13-4	Lab	method blank	3/26/2013	Pesticide	Trithion	n/a	<	0.012	µg/L	EPA 525.2	0.012	0.1			
2012/13-4	Lab	LCS	3/26/2013	Pesticide	Trithion	n/a	=	5.01	µg/L	EPA 525.2	0.012	0.1			
2012/13-4	Lab	LCS, rec	3/26/2013	Pesticide	Trithion	n/a	=	100	%	EPA 525.2	-88	-88	62	149	
2012/13-4	Lab	LCS dup	3/26/2013	Pesticide	Trithion	n/a	=	5.21	µg/L	EPA 525.2	0.012	0.1			
2012/13-4	Lab	LCS dup, rec	3/26/2013	Pesticide	Trithion	n/a	=	104	%	EPA 525.2	-88	-88	62	149	
2012/13-4	Lab	LCS, RPD	3/26/2013	Pesticide	Trithion	n/a	=	4	%	EPA 525.2	-88	-88	0	30	
2012/13-4	Lab	method blank	4/5/2013	Pesticide	Trithion	n/a	<	0.012	µg/L	EPA 525.2	0.012	0.1			
2012/13-4	Lab	LCS	4/5/2013	Pesticide	Trithion	n/a	=	4.39	µg/L	EPA 525.2	0.012	0.1			
2012/13-4	Lab	LCS, rec	4/5/2013	Pesticide	Trithion	n/a	=	88	%	EPA 525.2	-88	-88	62	149	
2012/13-4	MO-OXN	matrix spike	4/5/2013	Pesticide	Trithion	n/a	=	6.6	µg/L	EPA 525.2	0.012	0.1			
2012/13-4	MO-OXN	matrix spike, rec	4/5/2013	Pesticide	Trithion	n/a	=	132	%	EPA 525.2	-88	-88	86	144	
2012/13-4	MO-OXN	matrix spike dup	4/5/2013	Pesticide	Trithion	n/a	=	7.69	µg/L	EPA 525.2	0.012	0.1			GB
2012/13-4	MO-OXN	matrix spike dup, rec	4/5/2013	Pesticide	Trithion	n/a	=	154	%	EPA 525.2	-88	-88	86	144	GB
2012/13-4	MO-OXN	matrix spike, RPD	4/5/2013	Pesticide	Trithion	n/a	=	15	%	EPA 525.2	-88	-88	0	30	
2012/13-5	000NONPJ	matrix spike	5/7/2013	Anion	Chloride	n/a	=	51.2	mg/L	EPA 300.0	0.5	2.5			
2012/13-5	000NONPJ	matrix spike	5/7/2013	Anion	Chloride	n/a	=	51	mg/L	EPA 300.0	0.5	2.5			
2012/13-5	000NONPJ	matrix spike dup	5/7/2013	Anion	Chloride	n/a	=	51	mg/L	EPA 300.0	0.5	2.5			
2012/13-5	000NONPJ	matrix spike dup	5/7/2013	Anion	Chloride	n/a	=	51.4	mg/L	EPA 300.0	0.5	2.5			
2012/13-5	000NONPJ	matrix spike dup, rec	5/7/2013	Anion	Chloride	n/a	=	100	%	EPA 300.0	-88	-88	72	118	
2012/13-5	000NONPJ	matrix spike dup, rec	5/7/2013	Anion	Chloride	n/a	=	96	%	EPA 300.0	-88	-88	72	118	
2012/13-5	000NONPJ	matrix spike, rec	5/7/2013	Anion	Chloride	n/a	=	97	%	EPA 300.0	-88	-88	72	118	
2012/13-5	000NONPJ	matrix spike, rec	5/7/2013	Anion	Chloride	n/a	=	97	%	EPA 300.0	-88	-88	72	118	
2012/13-5	000NONPJ	matrix spike, RPD	5/7/2013	Anion	Chloride	n/a	=	0.9	%	EPA 300.0	-88	-88	0	20	
2012/13-5	000NONPJ	matrix spike, RPD	5/7/2013	Anion	Chloride	n/a	=	0.4	%	EPA 300.0	-88	-88	0	20	
2012/13-5	000NONPJ	matrix spike	5/7/2013	Anion	Chloride	n/a	=	46.9	mg/L	EPA 300.0	0.5	2.5			
2012/13-5	000NONPJ	matrix spike, rec	5/7/2013	Anion	Chloride	n/a	=	100	%	EPA 300.0	-88	-88	72	118	
2012/13-5	000NONPJ	matrix spike dup	5/7/2013	Anion	Chloride	n/a	=	91.6	mg/L	EPA 300.0	1	5			
2012/13-5	000NONPJ	matrix spike dup	5/7/2013	Anion	Chloride	n/a	=	47.4	mg/L	EPA 300.0	0.5	2.5			
2012/13-5	000NONPJ	matrix spike dup, rec	5/7/2013	Anion	Chloride	n/a	=	102	%	EPA 300.0	-88	-88	72	118	
2012/13-5	000NONPJ	matrix spike dup, rec	5/7/2013	Anion	Chloride	n/a	=	94	%	EPA 300.0	-88	-88	72	118	

Appendix F
Laboratory QA/QC Analysis Results

Event ID	Site ID	QAQC Sample Type	Analysis Date	Classification	Constituent	Fraction	Sign	Result	Units	Method	MDL	RL	QA Limit		DQOComp
													Min	Max	
2012/13-5	000NONPJ	matrix spike, RPD	5/7/2013	Anion	Chloride	n/a	=	1	%	EPA 300.0	-88	-88	0	20	
2012/13-5	000NONPJ	matrix spike, RPD	5/7/2013	Anion	Chloride	n/a	=	0.3	%	EPA 300.0	-88	-88	0	20	
2012/13-5	000NONPJ	matrix spike	5/7/2013	Anion	Chloride	n/a	=	91.3	mg/L	EPA 300.0	1	5			
2012/13-5	000NONPJ	matrix spike, rec	5/7/2013	Anion	Chloride	n/a	=	94	%	EPA 300.0	-88	-88	72	118	
2012/13-5	000NONPJ	matrix spike	5/13/2013	Anion	Chloride	n/a	=	467	mg/L	EPA 300.0	10	50			
2012/13-5	000NONPJ	matrix spike dup	5/13/2013	Anion	Chloride	n/a	=	469	mg/L	EPA 300.0	10	50			
2012/13-5	000NONPJ	matrix spike dup, rec	5/13/2013	Anion	Chloride	n/a	=	97	%	EPA 300.0	-88	-88	72	118	
2012/13-5	000NONPJ	matrix spike, rec	5/13/2013	Anion	Chloride	n/a	=	96	%	EPA 300.0	-88	-88	72	118	
2012/13-5	000NONPJ	matrix spike, RPD	5/13/2013	Anion	Chloride	n/a	=	0.4	%	EPA 300.0	-88	-88	0	20	
2012/13-5	000NONPJ	matrix spike	6/4/2013	Anion	Chloride	n/a	=	51.6	mg/L	EPA 300.0	0.5	2.5			D,GB
2012/13-5	000NONPJ	matrix spike dup	6/4/2013	Anion	Chloride	n/a	=	47.5	mg/L	EPA 300.0	0.5	2.5			D
2012/13-5	000NONPJ	matrix spike dup, rec	6/4/2013	Anion	Chloride	n/a	=	102	%	EPA 300.0	-88	-88	72	118	D
2012/13-5	000NONPJ	matrix spike, rec	6/4/2013	Anion	Chloride	n/a	=	123	%	EPA 300.0	-88	-88	72	118	D,GB
2012/13-5	000NONPJ	matrix spike, RPD	6/4/2013	Anion	Chloride	n/a	=	8	%	EPA 300.0	-88	-88	0	20	D
2012/13-5	000NONPJ	matrix spike	6/6/2013	Anion	Chloride	n/a	=	49.7	mg/L	EPA 300.0	0.5	2.5			D
2012/13-5	000NONPJ	matrix spike	6/6/2013	Anion	Chloride	n/a	=	50.1	mg/L	EPA 300.0	0.5	2.5			D
2012/13-5	000NONPJ	matrix spike dup	6/6/2013	Anion	Chloride	n/a	=	49.6	mg/L	EPA 300.0	0.5	2.5			D
2012/13-5	000NONPJ	matrix spike dup	6/6/2013	Anion	Chloride	n/a	=	50.4	mg/L	EPA 300.0	0.5	2.5			D
2012/13-5	000NONPJ	matrix spike dup, rec	6/6/2013	Anion	Chloride	n/a	=	100	%	EPA 300.0	-88	-88	72	118	D
2012/13-5	000NONPJ	matrix spike dup, rec	6/6/2013	Anion	Chloride	n/a	=	105	%	EPA 300.0	-88	-88	72	118	D
2012/13-5	000NONPJ	matrix spike, rec	6/6/2013	Anion	Chloride	n/a	=	105	%	EPA 300.0	-88	-88	72	118	D
2012/13-5	000NONPJ	matrix spike, rec	6/6/2013	Anion	Chloride	n/a	=	99	%	EPA 300.0	-88	-88	72	118	D
2012/13-5	000NONPJ	matrix spike, RPD	6/6/2013	Anion	Chloride	n/a	=	0.2	%	EPA 300.0	-88	-88	0	20	D
2012/13-5	000NONPJ	matrix spike, RPD	6/6/2013	Anion	Chloride	n/a	=	0.5	%	EPA 300.0	-88	-88	0	20	D
2012/13-5	Lab	LCS	5/7/2013	Anion	Chloride	n/a	=	3.76	mg/L	EPA 300.0	0.1	0.5			
2012/13-5	Lab	LCS, rec	5/7/2013	Anion	Chloride	n/a	=	94	%	EPA 300.0	-88	-88	90	110	
2012/13-5	Lab	method blank	5/7/2013	Anion	Chloride	n/a	<	0.1	mg/L	EPA 300.0	0.1	0.5			
2012/13-5	Lab	method blank	5/7/2013	Anion	Chloride	n/a	<	0.1	mg/L	EPA 300.0	0.1	0.5			
2012/13-5	Lab	LCS	5/7/2013	Anion	Chloride	n/a	=	3.74	mg/L	EPA 300.0	0.1	0.5			
2012/13-5	Lab	LCS, rec	5/7/2013	Anion	Chloride	n/a	=	94	%	EPA 300.0	-88	-88	90	110	
2012/13-5	Lab	LCS	5/13/2013	Anion	Chloride	n/a	=	3.93	mg/L	EPA 300.0	0.1	0.5			
2012/13-5	Lab	LCS, rec	5/13/2013	Anion	Chloride	n/a	=	98	%	EPA 300.0	-88	-88	90	110	
2012/13-5	Lab	method blank	5/13/2013	Anion	Chloride	n/a	<	0.1	mg/L	EPA 300.0	0.1	0.5			
2012/13-5	Lab	LCS	6/4/2013	Anion	Chloride	n/a	=	3.69	mg/L	EPA 300.0	0.1	0.5			
2012/13-5	Lab	LCS, rec	6/4/2013	Anion	Chloride	n/a	=	92	%	EPA 300.0	-88	-88	90	110	
2012/13-5	Lab	method blank	6/4/2013	Anion	Chloride	n/a	<	0.1	mg/L	EPA 300.0	0.1	0.5			
2012/13-5	Lab	LCS	6/6/2013	Anion	Chloride	n/a	=	3.72	mg/L	EPA 300.0	0.1	0.5			
2012/13-5	Lab	LCS, rec	6/6/2013	Anion	Chloride	n/a	=	93	%	EPA 300.0	-88	-88	90	110	
2012/13-5	Lab	method blank	6/6/2013	Anion	Chloride	n/a	<	0.1	mg/L	EPA 300.0	0.1	0.5			
2012/13-5	ME-CC	matrix spike	6/4/2013	Anion	Chloride	n/a	=	282	mg/L	EPA 300.0	1	5			D
2012/13-5	ME-CC	matrix spike dup	6/4/2013	Anion	Chloride	n/a	=	282	mg/L	EPA 300.0	1	5			D
2012/13-5	ME-CC	matrix spike dup, rec	6/4/2013	Anion	Chloride	n/a	=	88	%	EPA 300.0	-88	-88	72	118	D
2012/13-5	ME-CC	matrix spike, rec	6/4/2013	Anion	Chloride	n/a	=	88	%	EPA 300.0	-88	-88	72	118	D
2012/13-5	ME-CC	matrix spike, RPD	6/4/2013	Anion	Chloride	n/a	=	0.05	%	EPA 300.0	-88	-88	0	20	D
2012/13-5	MO-OJA	matrix spike	5/13/2013	Anion	Chloride	n/a	=	256	mg/L	EPA 300.0	1	5			
2012/13-5	MO-OJA	matrix spike dup	5/13/2013	Anion	Chloride	n/a	=	256	mg/L	EPA 300.0	1	5			
2012/13-5	MO-OJA	matrix spike dup, rec	5/13/2013	Anion	Chloride	n/a	=	95	%	EPA 300.0	-88	-88	72	118	

Appendix F
Laboratory QA/QC Analysis Results

Event ID	Site ID	QAQC Sample Type	Analysis Date	Classification	Constituent	Fraction	Sign	Result	Units	Method	MDL	RL	QA Limit		DQOComp
													Min	Max	
2012/13-5	MO-OJA	matrix spike, rec	5/13/2013	Anion	Chloride	n/a	=	95	%	EPA 300.0	-88	-88	72	118	
2012/13-5	MO-OJA	matrix spike, RPD	5/13/2013	Anion	Chloride	n/a	=	0.03	%	EPA 300.0	-88	-88	0	20	
2012/13-5	000NONPJ	matrix spike	5/7/2013	Anion	Fluoride	n/a	=	10	mg/L	EPA 300.0	0.1	0.5			
2012/13-5	000NONPJ	matrix spike	5/7/2013	Anion	Fluoride	n/a	=	9.94	mg/L	EPA 300.0	0.1	0.5			
2012/13-5	000NONPJ	matrix spike dup	5/7/2013	Anion	Fluoride	n/a	=	10	mg/L	EPA 300.0	0.1	0.5			
2012/13-5	000NONPJ	matrix spike dup	5/7/2013	Anion	Fluoride	n/a	=	10.1	mg/L	EPA 300.0	0.1	0.5			
2012/13-5	000NONPJ	matrix spike dup, rec	5/7/2013	Anion	Fluoride	n/a	=	95	%	EPA 300.0	-88	-88	79	109	
2012/13-5	000NONPJ	matrix spike dup, rec	5/7/2013	Anion	Fluoride	n/a	=	97	%	EPA 300.0	-88	-88	79	109	
2012/13-5	000NONPJ	matrix spike, rec	5/7/2013	Anion	Fluoride	n/a	=	95	%	EPA 300.0	-88	-88	79	109	
2012/13-5	000NONPJ	matrix spike, rec	5/7/2013	Anion	Fluoride	n/a	=	95	%	EPA 300.0	-88	-88	79	109	
2012/13-5	000NONPJ	matrix spike, RPD	5/7/2013	Anion	Fluoride	n/a	=	2	%	EPA 300.0	-88	-88	0	20	
2012/13-5	000NONPJ	matrix spike, RPD	5/7/2013	Anion	Fluoride	n/a	=	0.05	%	EPA 300.0	-88	-88	0	20	
2012/13-5	000NONPJ	matrix spike	5/13/2013	Anion	Fluoride	n/a	=	197	mg/L	EPA 300.0	2	10			
2012/13-5	000NONPJ	matrix spike dup	5/13/2013	Anion	Fluoride	n/a	=	197	mg/L	EPA 300.0	2	10			
2012/13-5	000NONPJ	matrix spike dup, rec	5/13/2013	Anion	Fluoride	n/a	=	98	%	EPA 300.0	-88	-88	79	109	
2012/13-5	000NONPJ	matrix spike, rec	5/13/2013	Anion	Fluoride	n/a	=	98	%	EPA 300.0	-88	-88	79	109	
2012/13-5	000NONPJ	matrix spike, RPD	5/13/2013	Anion	Fluoride	n/a	=	0.1	%	EPA 300.0	-88	-88	0	20	
2012/13-5	000NONPJ	matrix spike	6/4/2013	Anion	Fluoride	n/a	=	9.78	mg/L	EPA 300.0	0.1	0.5			D
2012/13-5	000NONPJ	matrix spike dup	6/4/2013	Anion	Fluoride	n/a	=	9.86	mg/L	EPA 300.0	0.1	0.5			D
2012/13-5	000NONPJ	matrix spike dup, rec	6/4/2013	Anion	Fluoride	n/a	=	95	%	EPA 300.0	-88	-88	79	109	D
2012/13-5	000NONPJ	matrix spike, rec	6/4/2013	Anion	Fluoride	n/a	=	94	%	EPA 300.0	-88	-88	79	109	D
2012/13-5	000NONPJ	matrix spike, RPD	6/4/2013	Anion	Fluoride	n/a	=	0.8	%	EPA 300.0	-88	-88	0	20	D
2012/13-5	Lab	LCS	5/7/2013	Anion	Fluoride	n/a	=	2.03	mg/L	EPA 300.0	0.02	0.1			
2012/13-5	Lab	LCS, rec	5/7/2013	Anion	Fluoride	n/a	=	102	%	EPA 300.0	-88	-88	90	110	
2012/13-5	Lab	method blank	5/7/2013	Anion	Fluoride	n/a	<	0.02	mg/L	EPA 300.0	0.02	0.1			
2012/13-5	Lab	LCS	5/13/2013	Anion	Fluoride	n/a	=	2.09	mg/L	EPA 300.0	0.02	0.1			
2012/13-5	Lab	LCS, rec	5/13/2013	Anion	Fluoride	n/a	=	104	%	EPA 300.0	-88	-88	90	110	
2012/13-5	Lab	method blank	5/13/2013	Anion	Fluoride	n/a	<	0.02	mg/L	EPA 300.0	0.02	0.1			
2012/13-5	Lab	LCS	6/4/2013	Anion	Fluoride	n/a	=	2.05	mg/L	EPA 300.0	0.02	0.1			
2012/13-5	Lab	LCS, rec	6/4/2013	Anion	Fluoride	n/a	=	102	%	EPA 300.0	-88	-88	90	110	
2012/13-5	Lab	method blank	6/4/2013	Anion	Fluoride	n/a	<	0.02	mg/L	EPA 300.0	0.02	0.1			
2012/13-5	ME-CC	matrix spike	6/4/2013	Anion	Fluoride	n/a	=	19.5	mg/L	EPA 300.0	0.2	1			D
2012/13-5	ME-CC	matrix spike dup	6/4/2013	Anion	Fluoride	n/a	=	19.6	mg/L	EPA 300.0	0.2	1			D
2012/13-5	ME-CC	matrix spike dup, rec	6/4/2013	Anion	Fluoride	n/a	=	96	%	EPA 300.0	-88	-88	79	109	D
2012/13-5	ME-CC	matrix spike, rec	6/4/2013	Anion	Fluoride	n/a	=	95	%	EPA 300.0	-88	-88	79	109	D
2012/13-5	ME-CC	matrix spike, RPD	6/4/2013	Anion	Fluoride	n/a	=	0.6	%	EPA 300.0	-88	-88	0	20	D
2012/13-5	MO-OJA	matrix spike	5/13/2013	Anion	Fluoride	n/a	=	20	mg/L	EPA 300.0	0.2	1			
2012/13-5	MO-OJA	matrix spike dup	5/13/2013	Anion	Fluoride	n/a	=	20	mg/L	EPA 300.0	0.2	1			
2012/13-5	MO-OJA	matrix spike dup, rec	5/13/2013	Anion	Fluoride	n/a	=	96	%	EPA 300.0	-88	-88	79	109	
2012/13-5	MO-OJA	matrix spike, rec	5/13/2013	Anion	Fluoride	n/a	=	95	%	EPA 300.0	-88	-88	79	109	
2012/13-5	MO-OJA	matrix spike, RPD	5/13/2013	Anion	Fluoride	n/a	=	0.3	%	EPA 300.0	-88	-88	0	20	
2012/13-5	000NONPJ	matrix spike	5/1/2013	Anion	Perchlorate	n/a	=	10.4	µg/L	EPA 314.0	0.95	2			
2012/13-5	000NONPJ	matrix spike dup	5/1/2013	Anion	Perchlorate	n/a	=	10	µg/L	EPA 314.0	0.95	2			
2012/13-5	000NONPJ	matrix spike dup, rec	5/1/2013	Anion	Perchlorate	n/a	=	100	%	EPA 314.0	-88	-88	80	120	
2012/13-5	000NONPJ	matrix spike, rec	5/1/2013	Anion	Perchlorate	n/a	=	104	%	EPA 314.0	-88	-88	80	120	
2012/13-5	000NONPJ	matrix spike, RPD	5/1/2013	Anion	Perchlorate	n/a	=	4	%	EPA 314.0	-88	-88	0	15	
2012/13-5	000NONPJ	matrix spike	5/2/2013	Anion	Perchlorate	n/a	=	12.5	µg/L	EPA 314.0	0.95	2			

Appendix F
Laboratory QA/QC Analysis Results

Event ID	Site ID	QAQC Sample Type	Analysis Date	Classification	Constituent	Fraction	Sign	Result	Units	Method	MDL	RL	QA Limit		DQOComp
													Min	Max	
2012/13-5	000NONPJ	matrix spike dup	5/2/2013	Anion	Perchlorate	n/a	=	13.3	µg/L	EPA 314.0	0.95	2			
2012/13-5	000NONPJ	matrix spike dup, rec	5/2/2013	Anion	Perchlorate	n/a	=	106	%	EPA 314.0	-88	-88	80	120	
2012/13-5	000NONPJ	matrix spike, rec	5/2/2013	Anion	Perchlorate	n/a	=	97	%	EPA 314.0	-88	-88	80	120	
2012/13-5	000NONPJ	matrix spike, RPD	5/2/2013	Anion	Perchlorate	n/a	=	7	%	EPA 314.0	-88	-88	0	15	
2012/13-5	000NONPJ	matrix spike	5/10/2013	Anion	Perchlorate	n/a	=	9	µg/L	EPA 314.0	0.95	2			
2012/13-5	000NONPJ	matrix spike dup	5/10/2013	Anion	Perchlorate	n/a	=	8.87	µg/L	EPA 314.0	0.95	2			
2012/13-5	000NONPJ	matrix spike dup, rec	5/10/2013	Anion	Perchlorate	n/a	=	89	%	EPA 314.0	-88	-88	80	120	
2012/13-5	000NONPJ	matrix spike, rec	5/10/2013	Anion	Perchlorate	n/a	=	90	%	EPA 314.0	-88	-88	80	120	
2012/13-5	000NONPJ	matrix spike, RPD	5/10/2013	Anion	Perchlorate	n/a	=	1	%	EPA 314.0	-88	-88	0	15	
2012/13-5	000NONPJ	matrix spike	5/14/2013	Anion	Perchlorate	n/a	=	41.1	µg/L	EPA 314.0	0.95	2			
2012/13-5	000NONPJ	matrix spike dup	5/14/2013	Anion	Perchlorate	n/a	=	39.6	µg/L	EPA 314.0	0.95	2			
2012/13-5	000NONPJ	matrix spike dup, rec	5/14/2013	Anion	Perchlorate	n/a	=	100	%	EPA 314.0	-88	-88	80	120	
2012/13-5	000NONPJ	matrix spike, rec	5/14/2013	Anion	Perchlorate	n/a	=	116	%	EPA 314.0	-88	-88	80	120	
2012/13-5	000NONPJ	matrix spike, RPD	5/14/2013	Anion	Perchlorate	n/a	=	4	%	EPA 314.0	-88	-88	0	15	
2012/13-5	000NONPJ	matrix spike	6/5/2013	Anion	Perchlorate	n/a	=	12.4	µg/L	EPA 314.0	0.95	2			
2012/13-5	000NONPJ	matrix spike dup	6/5/2013	Anion	Perchlorate	n/a	=	12.9	µg/L	EPA 314.0	0.95	2			
2012/13-5	000NONPJ	matrix spike dup, rec	6/5/2013	Anion	Perchlorate	n/a	=	106	%	EPA 314.0	-88	-88	80	120	
2012/13-5	000NONPJ	matrix spike, rec	6/5/2013	Anion	Perchlorate	n/a	=	100	%	EPA 314.0	-88	-88	80	120	
2012/13-5	000NONPJ	matrix spike, RPD	6/5/2013	Anion	Perchlorate	n/a	=	4	%	EPA 314.0	-88	-88	0	15	
2012/13-5	Lab	LCS	5/1/2013	Anion	Perchlorate	n/a	=	9.34	µg/L	EPA 314.0	0.95	2			
2012/13-5	Lab	LCS, rec	5/1/2013	Anion	Perchlorate	n/a	=	93	%	EPA 314.0	-88	-88	85	115	
2012/13-5	Lab	method blank	5/1/2013	Anion	Perchlorate	n/a	<	0.95	µg/L	EPA 314.0	0.95	2			
2012/13-5	Lab	LCS	5/2/2013	Anion	Perchlorate	n/a	=	9.22	µg/L	EPA 314.0	0.95	2			
2012/13-5	Lab	LCS, rec	5/2/2013	Anion	Perchlorate	n/a	=	92	%	EPA 314.0	-88	-88	85	115	
2012/13-5	Lab	method blank	5/2/2013	Anion	Perchlorate	n/a	<	0.95	µg/L	EPA 314.0	0.95	2			
2012/13-5	Lab	LCS	5/10/2013	Anion	Perchlorate	n/a	=	8.56	µg/L	EPA 314.0	0.95	2			
2012/13-5	Lab	LCS, rec	5/10/2013	Anion	Perchlorate	n/a	=	86	%	EPA 314.0	-88	-88	85	115	
2012/13-5	Lab	method blank	5/10/2013	Anion	Perchlorate	n/a	<	0.95	µg/L	EPA 314.0	0.95	2			
2012/13-5	Lab	LCS	5/14/2013	Anion	Perchlorate	n/a	=	10.6	µg/L	EPA 314.0	0.95	2			
2012/13-5	Lab	LCS, rec	5/14/2013	Anion	Perchlorate	n/a	=	106	%	EPA 314.0	-88	-88	85	115	
2012/13-5	Lab	method blank	5/14/2013	Anion	Perchlorate	n/a	<	0.95	µg/L	EPA 314.0	0.95	2			
2012/13-5	Lab	LCS	6/4/2013	Anion	Perchlorate	n/a	=	9.89	µg/L	EPA 314.0	0.95	2			
2012/13-5	Lab	LCS, rec	6/4/2013	Anion	Perchlorate	n/a	=	99	%	EPA 314.0	-88	-88	85	115	
2012/13-5	Lab	method blank	6/4/2013	Anion	Perchlorate	n/a	<	0.95	µg/L	EPA 314.0	0.95	2			
2012/13-5	Lab	LCS	6/5/2013	Anion	Perchlorate	n/a	=	10.8	µg/L	EPA 314.0	0.95	2			
2012/13-5	Lab	LCS, rec	6/5/2013	Anion	Perchlorate	n/a	=	108	%	EPA 314.0	-88	-88	85	115	
2012/13-5	Lab	method blank	6/5/2013	Anion	Perchlorate	n/a	<	0.95	µg/L	EPA 314.0	0.95	2			
2012/13-5	ME-CC	matrix spike	6/4/2013	Anion	Perchlorate	n/a	=	11.7	µg/L	EPA 314.0	0.95	2			
2012/13-5	ME-CC	matrix spike dup	6/4/2013	Anion	Perchlorate	n/a	=	11.3	µg/L	EPA 314.0	0.95	2			
2012/13-5	ME-CC	matrix spike dup, rec	6/4/2013	Anion	Perchlorate	n/a	=	113	%	EPA 314.0	-88	-88	80	120	
2012/13-5	ME-CC	matrix spike, rec	6/4/2013	Anion	Perchlorate	n/a	=	117	%	EPA 314.0	-88	-88	80	120	
2012/13-5	ME-CC	matrix spike, RPD	6/4/2013	Anion	Perchlorate	n/a	=	4	%	EPA 314.0	-88	-88	0	15	
2012/13-5	MO-OJA	matrix spike	5/10/2013	Anion	Perchlorate	n/a	=	8.7	µg/L	EPA 314.0	0.95	2			
2012/13-5	MO-OJA	matrix spike, rec	5/10/2013	Anion	Perchlorate	n/a	=	87	%	EPA 314.0	-88	-88	80	120	
2012/13-5	MO-OJA	matrix spike dup	5/10/2013	Anion	Perchlorate	n/a	=	8.58	µg/L	EPA 314.0	0.95	2			
2012/13-5	MO-OJA	matrix spike dup, rec	5/10/2013	Anion	Perchlorate	n/a	=	86	%	EPA 314.0	-88	-88	80	120	
2012/13-5	MO-OJA	matrix spike, RPD	5/10/2013	Anion	Perchlorate	n/a	=	1	%	EPA 314.0	-88	-88	0	15	

Appendix F
Laboratory QA/QC Analysis Results

Event ID	Site ID	QAQC Sample Type	Analysis Date	Classification	Constituent	Fraction	Sign	Result	Units	Method	MDL	RL	QA Limit		DQOComp
													Min	Max	
2012/13-5	000NONPJ	matrix spike	5/14/2013	Cation	Calcium	Total	=	291	mg/L	EPA 200.7	0.016	0.1			
2012/13-5	000NONPJ	matrix spike, rec	5/14/2013	Cation	Calcium	Total	=	72	%	EPA 200.7	-88	-88	70	130	
2012/13-5	000NONPJ	matrix spike dup	5/14/2013	Cation	Calcium	Total	=	295	mg/L	EPA 200.7	0.016	0.1			
2012/13-5	000NONPJ	matrix spike dup, rec	5/14/2013	Cation	Calcium	Total	=	80	%	EPA 200.7	-88	-88	70	130	
2012/13-5	000NONPJ	matrix spike, RPD	5/14/2013	Cation	Calcium	Total	=	1	%	EPA 200.7	-88	-88	0	30	
2012/13-5	Lab	method blank	5/6/2013	Cation	Calcium	Total	<	0.016	mg/L	EPA 200.7	0.016	0.1			
2012/13-5	Lab	LCS	5/6/2013	Cation	Calcium	Total	=	46.4	mg/L	EPA 200.7	0.016	0.1			
2012/13-5	Lab	LCS, rec	5/6/2013	Cation	Calcium	Total	=	92	%	EPA 200.7	-88	-88	85	115	
2012/13-5	Lab	method blank	5/14/2013	Cation	Calcium	Total	<	0.016	mg/L	EPA 200.7	0.016	0.1			
2012/13-5	Lab	LCS	5/14/2013	Cation	Calcium	Total	=	45.9	mg/L	EPA 200.7	0.016	0.1			
2012/13-5	Lab	LCS, rec	5/14/2013	Cation	Calcium	Total	=	91	%	EPA 200.7	-88	-88	85	115	
2012/13-5	Lab	method blank	6/19/2013	Cation	Calcium	Total	DNQ	0.0214	mg/L	EPA 200.7	0.016	0.1			IP
2012/13-5	Lab	LCS	6/19/2013	Cation	Calcium	Total	=	46.5	mg/L	EPA 200.7	0.016	0.1			
2012/13-5	Lab	LCS, rec	6/19/2013	Cation	Calcium	Total	=	93	%	EPA 200.7	-88	-88	85	115	
2012/13-5	ME-CC	matrix spike	6/19/2013	Cation	Calcium	Total	=	141	mg/L	EPA 200.7	0.016	0.1			
2012/13-5	ME-CC	matrix spike, rec	6/19/2013	Cation	Calcium	Total	=	92	%	EPA 200.7	-88	-88	70	130	
2012/13-5	ME-CC	matrix spike dup	6/19/2013	Cation	Calcium	Total	=	144	mg/L	EPA 200.7	0.016	0.1			
2012/13-5	ME-CC	matrix spike dup, rec	6/19/2013	Cation	Calcium	Total	=	98	%	EPA 200.7	-88	-88	70	130	
2012/13-5	ME-CC	matrix spike, RPD	6/19/2013	Cation	Calcium	Total	=	2	%	EPA 200.7	-88	-88	0	30	
2012/13-5	ME-SCR	matrix spike	5/6/2013	Cation	Calcium	Total	=	195	mg/L	EPA 200.7	0.016	0.1			
2012/13-5	ME-SCR	matrix spike, rec	5/6/2013	Cation	Calcium	Total	=	75	%	EPA 200.7	-88	-88	70	130	
2012/13-5	ME-SCR	matrix spike dup	5/6/2013	Cation	Calcium	Total	=	195	mg/L	EPA 200.7	0.016	0.1			
2012/13-5	ME-SCR	matrix spike dup, rec	5/6/2013	Cation	Calcium	Total	=	76	%	EPA 200.7	-88	-88	70	130	
2012/13-5	ME-SCR	matrix spike, RPD	5/6/2013	Cation	Calcium	Total	=	0.3	%	EPA 200.7	-88	-88	0	30	
2012/13-5	MO-OJA	matrix spike	5/14/2013	Cation	Calcium	Total	=	156	mg/L	EPA 200.7	0.016	0.1			
2012/13-5	MO-OJA	matrix spike, rec	5/14/2013	Cation	Calcium	Total	=	90	%	EPA 200.7	-88	-88	70	130	
2012/13-5	MO-OJA	matrix spike dup	5/14/2013	Cation	Calcium	Total	=	164	mg/L	EPA 200.7	0.016	0.1			
2012/13-5	MO-OJA	matrix spike dup, rec	5/14/2013	Cation	Calcium	Total	=	106	%	EPA 200.7	-88	-88	70	130	
2012/13-5	MO-OJA	matrix spike, RPD	5/14/2013	Cation	Calcium	Total	=	5	%	EPA 200.7	-88	-88	0	30	
2012/13-5	000NONPJ	matrix spike	5/14/2013	Cation	Magnesium	Total	=	127	mg/L	EPA 200.7	0.012	0.1			
2012/13-5	000NONPJ	matrix spike, rec	5/14/2013	Cation	Magnesium	Total	=	80	%	EPA 200.7	-88	-88	70	130	
2012/13-5	000NONPJ	matrix spike dup	5/14/2013	Cation	Magnesium	Total	=	127	mg/L	EPA 200.7	0.012	0.1			
2012/13-5	000NONPJ	matrix spike dup, rec	5/14/2013	Cation	Magnesium	Total	=	82	%	EPA 200.7	-88	-88	70	130	
2012/13-5	000NONPJ	matrix spike, RPD	5/14/2013	Cation	Magnesium	Total	=	0.6	%	EPA 200.7	-88	-88	0	30	
2012/13-5	Lab	method blank	5/6/2013	Cation	Magnesium	Total	DNQ	0.025	mg/L	EPA 200.7	0.012	0.1			
2012/13-5	Lab	LCS	5/6/2013	Cation	Magnesium	Total	=	45.7	mg/L	EPA 200.7	0.012	0.1			
2012/13-5	Lab	LCS, rec	5/6/2013	Cation	Magnesium	Total	=	91	%	EPA 200.7	-88	-88	85	115	
2012/13-5	Lab	method blank	5/14/2013	Cation	Magnesium	Total	<	0.012	mg/L	EPA 200.7	0.012	0.1			
2012/13-5	Lab	LCS	5/14/2013	Cation	Magnesium	Total	=	44.8	mg/L	EPA 200.7	0.012	0.1			
2012/13-5	Lab	LCS, rec	5/14/2013	Cation	Magnesium	Total	=	89	%	EPA 200.7	-88	-88	85	115	
2012/13-5	Lab	method blank	6/19/2013	Cation	Magnesium	Total	<	0.012	mg/L	EPA 200.7	0.012	0.1			
2012/13-5	Lab	LCS	6/19/2013	Cation	Magnesium	Total	=	47.6	mg/L	EPA 200.7	0.012	0.1			
2012/13-5	Lab	LCS, rec	6/19/2013	Cation	Magnesium	Total	=	95	%	EPA 200.7	-88	-88	85	115	
2012/13-5	ME-CC	matrix spike	6/19/2013	Cation	Magnesium	Total	=	101	mg/L	EPA 200.7	0.012	0.1			
2012/13-5	ME-CC	matrix spike, rec	6/19/2013	Cation	Magnesium	Total	=	94	%	EPA 200.7	-88	-88	70	130	
2012/13-5	ME-CC	matrix spike dup	6/19/2013	Cation	Magnesium	Total	=	103	mg/L	EPA 200.7	0.012	0.1			
2012/13-5	ME-CC	matrix spike dup, rec	6/19/2013	Cation	Magnesium	Total	=	97	%	EPA 200.7	-88	-88	70	130	

Appendix F
Laboratory QA/QC Analysis Results

Event ID	Site ID	QAQC Sample Type	Analysis Date	Classification	Constituent	Fraction	Sign	Result	Units	Method	MDL	RL	QA Limit		DQOComp
													Min	Max	
2012/13-5	ME-CC	matrix spike, RPD	6/19/2013	Cation	Magnesium	Total	=	2	%	EPA 200.7	-88	-88	0	30	
2012/13-5	ME-SCR	matrix spike	5/6/2013	Cation	Magnesium	Total	=	111	mg/L	EPA 200.7	0.012	0.1			
2012/13-5	ME-SCR	matrix spike, rec	5/6/2013	Cation	Magnesium	Total	=	90	%	EPA 200.7	-88	-88	70	130	
2012/13-5	ME-SCR	matrix spike dup	5/6/2013	Cation	Magnesium	Total	=	109	mg/L	EPA 200.7	0.012	0.1			
2012/13-5	ME-SCR	matrix spike dup, rec	5/6/2013	Cation	Magnesium	Total	=	87	%	EPA 200.7	-88	-88	70	130	
2012/13-5	ME-SCR	matrix spike, RPD	5/6/2013	Cation	Magnesium	Total	=	2	%	EPA 200.7	-88	-88	0	30	
2012/13-5	MO-OJA	matrix spike	5/14/2013	Cation	Magnesium	Total	=	108	mg/L	EPA 200.7	0.012	0.1			
2012/13-5	MO-OJA	matrix spike, rec	5/14/2013	Cation	Magnesium	Total	=	81	%	EPA 200.7	-88	-88	70	130	
2012/13-5	MO-OJA	matrix spike dup	5/14/2013	Cation	Magnesium	Total	=	113	mg/L	EPA 200.7	0.012	0.1			
2012/13-5	MO-OJA	matrix spike dup, rec	5/14/2013	Cation	Magnesium	Total	=	93	%	EPA 200.7	-88	-88	70	130	
2012/13-5	MO-OJA	matrix spike, RPD	5/14/2013	Cation	Magnesium	Total	=	5	%	EPA 200.7	-88	-88	0	30	
2012/13-5	000NONPJ	lab duplicate	5/1/2013	Conventional	Alkalinity as CaCO3	n/a	=	535	mg/L	SM 2320 B	0.56	10		15	
2012/13-5	Lab	LCS	5/1/2013	Conventional	Alkalinity as CaCO3	n/a	=	258	mg/L	SM 2320 B	0.56	10			
2012/13-5	Lab	LCS, rec	5/1/2013	Conventional	Alkalinity as CaCO3	n/a	=	103	%	SM 2320 B	-88	-88	94	108	
2012/13-5	Lab	method blank	5/1/2013	Conventional	Alkalinity as CaCO3	n/a	DNQ	1.29	mg/L	SM 2320 B	0.56	10			
2012/13-5	Lab	LCS	5/6/2013	Conventional	Alkalinity as CaCO3	n/a	=	269	mg/L	SM 2320 B	0.56	10			
2012/13-5	Lab	LCS, rec	5/6/2013	Conventional	Alkalinity as CaCO3	n/a	=	108	%	SM 2320 B	-88	-88	94	108	
2012/13-5	Lab	method blank	5/6/2013	Conventional	Alkalinity as CaCO3	n/a	DNQ	1.4	mg/L	SM 2320 B	0.56	10			
2012/13-5	Lab	LCS	6/4/2013	Conventional	Alkalinity as CaCO3	n/a	=	255	mg/L	SM 2320 B	0.56	2			
2012/13-5	Lab	LCS, rec	6/4/2013	Conventional	Alkalinity as CaCO3	n/a	=	102	%	SM 2320 B	-88	-88	94	108	
2012/13-5	Lab	method blank	6/4/2013	Conventional	Alkalinity as CaCO3	n/a	DNQ	1	mg/L	SM 2320 B	0.56	2			IP
2012/13-5	ME-CC	lab duplicate	6/4/2013	Conventional	Alkalinity as CaCO3	n/a	=	265	mg/L	SM 2320 B	0.56	2		15	
2012/13-5	MO-OJA	lab duplicate	5/6/2013	Conventional	Alkalinity as CaCO3	n/a	=	339	mg/L	SM 2320 B	0.56	10		15	
2012/13-5	Lab	LCS	4/29/2013	Conventional	BOD	n/a	=	188	mg/L	SM 5210 B	0.1	2			
2012/13-5	Lab	LCS, rec	4/29/2013	Conventional	BOD	n/a	=	95	%	SM 5210 B	-88	-88	85	115	
2012/13-5	Lab	LCS	5/6/2013	Conventional	BOD	n/a	=	174	mg/L	SM 5210 B	0.1	2			
2012/13-5	Lab	LCS, rec	5/6/2013	Conventional	BOD	n/a	=	88	%	SM 5210 B	-88	-88	85	115	
2012/13-5	Lab	LCS	5/28/2013	Conventional	BOD	n/a	=	176	mg/L	SM 5210 B	0.1	2			
2012/13-5	Lab	LCS, rec	5/28/2013	Conventional	BOD	n/a	=	89	%	SM 5210 B	-88	-88	85	115	
2012/13-5	ME-CC	lab duplicate	5/28/2013	Conventional	BOD	n/a	DNQ	1.69	mg/L	SM 5210 B	0.1	2	0	20	
2012/13-5	MO-OJA	lab duplicate	5/6/2013	Conventional	BOD	n/a	=	3.03	mg/L	SM 5210 B	0.1	2		20	
2012/13-5	000NONPJ	lab duplicate	4/27/2013	Conventional	COD	n/a	=	9.78	mg/L	EPA 410.4	0.73	5		15	
2012/13-5	000NONPJ	matrix spike	4/27/2013	Conventional	COD	n/a	=	211	mg/L	EPA 410.4	1.5	10			
2012/13-5	000NONPJ	matrix spike	4/27/2013	Conventional	COD	n/a	=	189	mg/L	EPA 410.4	1.5	10			
2012/13-5	000NONPJ	matrix spike dup	4/27/2013	Conventional	COD	n/a	=	197	mg/L	EPA 410.4	1.5	10			
2012/13-5	000NONPJ	matrix spike dup	4/27/2013	Conventional	COD	n/a	=	214	mg/L	EPA 410.4	1.5	10			
2012/13-5	000NONPJ	matrix spike dup, rec	4/27/2013	Conventional	COD	n/a	=	98	%	EPA 410.4	-88	-88	90	110	
2012/13-5	000NONPJ	matrix spike dup, rec	4/27/2013	Conventional	COD	n/a	=	102	%	EPA 410.4	-88	-88	90	110	
2012/13-5	000NONPJ	matrix spike, rec	4/27/2013	Conventional	COD	n/a	=	100	%	EPA 410.4	-88	-88	90	110	
2012/13-5	000NONPJ	matrix spike, rec	4/27/2013	Conventional	COD	n/a	=	94	%	EPA 410.4	-88	-88	90	110	
2012/13-5	000NONPJ	matrix spike, RPD	4/27/2013	Conventional	COD	n/a	=	1	%	EPA 410.4	-88	-88	0	15	
2012/13-5	000NONPJ	matrix spike, RPD	4/27/2013	Conventional	COD	n/a	=	4	%	EPA 410.4	-88	-88	0	15	
2012/13-5	000NONPJ	lab duplicate	5/8/2013	Conventional	COD	n/a	=	20	mg/L	EPA 410.4	0.73	5		15	
2012/13-5	000NONPJ	matrix spike	5/8/2013	Conventional	COD	n/a	=	208	mg/L	EPA 410.4	1.5	10			
2012/13-5	000NONPJ	matrix spike dup	5/8/2013	Conventional	COD	n/a	=	208	mg/L	EPA 410.4	1.5	10			
2012/13-5	000NONPJ	matrix spike dup, rec	5/8/2013	Conventional	COD	n/a	=	101	%	EPA 410.4	-88	-88	90	110	
2012/13-5	000NONPJ	matrix spike, rec	5/8/2013	Conventional	COD	n/a	=	101	%	EPA 410.4	-88	-88	90	110	

Appendix F
Laboratory QA/QC Analysis Results

Event ID	Site ID	QAQC Sample Type	Analysis Date	Classification	Constituent	Fraction	Sign	Result	Units	Method	MDL	RL	QA Limit		DQOComp
													Min	Max	
2012/13-5	000NONPJ	matrix spike, RPD	5/8/2013	Conventional	COD	n/a	=	0.1	%	EPA 410.4	-88	-88	0	15	
2012/13-5	000NONPJ	lab duplicate	5/31/2013	Conventional	COD	n/a	=	54200	mg/L	EPA 410.4	36	250	0	15	D
2012/13-5	000NONPJ	matrix spike	5/31/2013	Conventional	COD	n/a	=	2720	mg/L	EPA 410.4	1.5	10			D
2012/13-5	000NONPJ	matrix spike dup	5/31/2013	Conventional	COD	n/a	=	2700	mg/L	EPA 410.4	1.5	10			D
2012/13-5	000NONPJ	matrix spike dup, rec	5/31/2013	Conventional	COD	n/a	=	96	%	EPA 410.4	-88	-88	90	110	D
2012/13-5	000NONPJ	matrix spike, rec	5/31/2013	Conventional	COD	n/a	=	97	%	EPA 410.4	-88	-88	90	110	D
2012/13-5	000NONPJ	matrix spike, RPD	5/31/2013	Conventional	COD	n/a	=	0.7	%	EPA 410.4	-88	-88	0	15	D
2012/13-5	Lab	LCS	4/27/2013	Conventional	COD	n/a	=	94.3	mg/L	EPA 410.4	0.73	5			
2012/13-5	Lab	LCS, rec	4/27/2013	Conventional	COD	n/a	=	94	%	EPA 410.4	-88	-88	90	110	
2012/13-5	Lab	method blank	4/27/2013	Conventional	COD	n/a	<	0.73	mg/L	EPA 410.4	0.73	5			
2012/13-5	Lab	LCS	5/8/2013	Conventional	COD	n/a	=	104	mg/L	EPA 410.4	0.73	5			
2012/13-5	Lab	LCS, rec	5/8/2013	Conventional	COD	n/a	=	104	%	EPA 410.4	-88	-88	90	110	
2012/13-5	Lab	method blank	5/8/2013	Conventional	COD	n/a	<	0.73	mg/L	EPA 410.4	0.73	5			
2012/13-5	Lab	LCS	5/31/2013	Conventional	COD	n/a	=	99.4	mg/L	EPA 410.4	0.73	5			
2012/13-5	Lab	LCS, rec	5/31/2013	Conventional	COD	n/a	=	99	%	EPA 410.4	-88	-88	90	110	
2012/13-5	Lab	method blank	5/31/2013	Conventional	COD	n/a	<	0.73	mg/L	EPA 410.4	0.73	5			
2012/13-5	ME-CC	matrix spike	5/31/2013	Conventional	COD	n/a	=	214	mg/L	EPA 410.4	1.5	10			D
2012/13-5	ME-CC	matrix spike dup	5/31/2013	Conventional	COD	n/a	=	217	mg/L	EPA 410.4	1.5	10			D
2012/13-5	ME-CC	matrix spike dup, rec	5/31/2013	Conventional	COD	n/a	=	103	%	EPA 410.4	-88	-88	90	110	D
2012/13-5	ME-CC	matrix spike, rec	5/31/2013	Conventional	COD	n/a	=	101	%	EPA 410.4	-88	-88	90	110	D
2012/13-5	ME-CC	matrix spike, RPD	5/31/2013	Conventional	COD	n/a	=	1	%	EPA 410.4	-88	-88	0	15	D
2012/13-5	MO-OJA	matrix spike	5/8/2013	Conventional	COD	n/a	=	217	mg/L	EPA 410.4	1.5	10			
2012/13-5	MO-OJA	matrix spike dup	5/8/2013	Conventional	COD	n/a	=	213	mg/L	EPA 410.4	1.5	10			
2012/13-5	MO-OJA	matrix spike dup, rec	5/8/2013	Conventional	COD	n/a	=	101	%	EPA 410.4	-88	-88	90	110	
2012/13-5	MO-OJA	matrix spike, rec	5/8/2013	Conventional	COD	n/a	=	103	%	EPA 410.4	-88	-88	90	110	
2012/13-5	MO-OJA	matrix spike, RPD	5/8/2013	Conventional	COD	n/a	=	2	%	EPA 410.4	-88	-88	0	15	
2012/13-5	MO-VEN	lab duplicate	4/27/2013	Conventional	COD	n/a	=	189	mg/L	EPA 410.4	0.73	5		15	
2012/13-5	000NONPJ	matrix spike	5/7/2013	Conventional	Cyanide	Total	=	0.0792	mg/L	EPA 335.4	0.0027	0.005			
2012/13-5	000NONPJ	matrix spike, rec	5/7/2013	Conventional	Cyanide	Total	=	96	%	EPA 335.4	-88	-88	90	110	
2012/13-5	000NONPJ	matrix spike dup	5/7/2013	Conventional	Cyanide	Total	=	0.0796	mg/L	EPA 335.4	0.0027	0.005			
2012/13-5	000NONPJ	matrix spike dup, rec	5/7/2013	Conventional	Cyanide	Total	=	96	%	EPA 335.4	-88	-88	90	110	
2012/13-5	000NONPJ	matrix spike, RPD	5/7/2013	Conventional	Cyanide	Total	=	0.5	%	EPA 335.4	-88	-88	0	20	
2012/13-5	Lab	LCS	5/7/2013	Conventional	Cyanide	Total	=	0.0824	mg/L	EPA 335.4	0.0027	0.005			
2012/13-5	Lab	LCS, rec	5/7/2013	Conventional	Cyanide	Total	=	99	%	EPA 335.4	-88	-88	90	110	
2012/13-5	Lab	method blank	5/7/2013	Conventional	Cyanide	Total	<	0.0027	mg/L	EPA 335.4	0.0027	0.005			
2012/13-5	Lab	method blank	5/13/2013	Conventional	Cyanide	Total	<	0.0027	mg/L	EPA 335.4	0.0027	0.005			
2012/13-5	Lab	LCS	5/13/2013	Conventional	Cyanide	Total	=	0.079	mg/L	EPA 335.4	0.0027	0.005			
2012/13-5	Lab	LCS, rec	5/13/2013	Conventional	Cyanide	Total	=	95	%	EPA 335.4	-88	-88	90	110	
2012/13-5	Lab	LCS	5/17/2013	Conventional	Cyanide	Total	=	0.0761	mg/L	EPA 335.4	0.0027	0.005			
2012/13-5	Lab	LCS, rec	5/17/2013	Conventional	Cyanide	Total	=	92	%	EPA 335.4	-88	-88	90	110	
2012/13-5	Lab	method blank	5/17/2013	Conventional	Cyanide	Total	<	0.0027	mg/L	EPA 335.4	0.0027	0.005			
2012/13-5	Lab	method blank	6/12/2013	Conventional	Cyanide	Total	<	0.0027	mg/L	EPA 335.4	0.0027	0.005			
2012/13-5	Lab	LCS	6/12/2013	Conventional	Cyanide	Total	=	0.0765	mg/L	EPA 335.4	0.0027	0.005			
2012/13-5	Lab	LCS, rec	6/12/2013	Conventional	Cyanide	Total	=	92	%	EPA 335.4	-88	-88	90	110	
2012/13-5	ME-CC	matrix spike	6/12/2013	Conventional	Cyanide	Total	=	0.0782	mg/L	EPA 335.4	0.0027	0.005			
2012/13-5	ME-CC	matrix spike, rec	6/12/2013	Conventional	Cyanide	Total	=	94	%	EPA 335.4	-88	-88	90	110	
2012/13-5	ME-CC	matrix spike dup	6/12/2013	Conventional	Cyanide	Total	=	0.0789	mg/L	EPA 335.4	0.0027	0.005			

Appendix F
Laboratory QA/QC Analysis Results

Event ID	Site ID	QAQC Sample Type	Analysis Date	Classification	Constituent	Fraction	Sign	Result	Units	Method	MDL	RL	QA Limit		DQOComp
													Min	Max	
2012/13-5	ME-CC	matrix spike dup, rec	6/12/2013	Conventional	Cyanide	Total	=	95	%	EPA 335.4	-88	-88	90	110	
2012/13-5	ME-CC	matrix spike, RPD	6/12/2013	Conventional	Cyanide	Total	=	0.9	%	EPA 335.4	-88	-88	0	20	
2012/13-5	ME-VR2	matrix spike	5/13/2013	Conventional	Cyanide	Total	=	0.0769	mg/L	EPA 335.4	0.0027	0.005			
2012/13-5	ME-VR2	matrix spike, rec	5/13/2013	Conventional	Cyanide	Total	=	93	%	EPA 335.4	-88	-88	90	110	
2012/13-5	ME-VR2	matrix spike dup	5/13/2013	Conventional	Cyanide	Total	=	0.0767	mg/L	EPA 335.4	0.0027	0.005			
2012/13-5	ME-VR2	matrix spike dup, rec	5/13/2013	Conventional	Cyanide	Total	=	93	%	EPA 335.4	-88	-88	90	110	
2012/13-5	ME-VR2	matrix spike, RPD	5/13/2013	Conventional	Cyanide	Total	=	0.3	%	EPA 335.4	-88	-88	0	20	
2012/13-5	MO-HUE	matrix spike	5/17/2013	Conventional	Cyanide	Total	=	0.0801	mg/L	EPA 335.4	0.0027	0.005			
2012/13-5	MO-HUE	matrix spike, rec	5/17/2013	Conventional	Cyanide	Total	=	97	%	EPA 335.4	-88	-88	90	110	
2012/13-5	MO-HUE	matrix spike dup	5/17/2013	Conventional	Cyanide	Total	=	0.0801	mg/L	EPA 335.4	0.0027	0.005			
2012/13-5	MO-HUE	matrix spike dup, rec	5/17/2013	Conventional	Cyanide	Total	=	97	%	EPA 335.4	-88	-88	90	110	
2012/13-5	MO-HUE	matrix spike, RPD	5/17/2013	Conventional	Cyanide	Total	=	0	%	EPA 335.4	-88	-88	0	20	
2012/13-5	000NONPJ	matrix spike	4/24/2013	Conventional	MBAS	n/a	=	0.226	mg/L	SM 5540 C	0.019	0.05			
2012/13-5	000NONPJ	matrix spike dup	4/24/2013	Conventional	MBAS	n/a	=	0.243	mg/L	SM 5540 C	0.019	0.05			
2012/13-5	000NONPJ	matrix spike dup, rec	4/24/2013	Conventional	MBAS	n/a	=	106	%	SM 5540 C	-88	-88	77	118	
2012/13-5	000NONPJ	matrix spike, rec	4/24/2013	Conventional	MBAS	n/a	=	98	%	SM 5540 C	-88	-88	77	118	
2012/13-5	000NONPJ	matrix spike, RPD	4/24/2013	Conventional	MBAS	n/a	=	7	%	SM 5540 C	-88	-88	0	20	
2012/13-5	000NONPJ	matrix spike	5/1/2013	Conventional	MBAS	n/a	=	0.222	mg/L	SM 5540 C	0.023	0.06			
2012/13-5	000NONPJ	matrix spike dup	5/1/2013	Conventional	MBAS	n/a	=	0.206	mg/L	SM 5540 C	0.023	0.06			
2012/13-5	000NONPJ	matrix spike dup, rec	5/1/2013	Conventional	MBAS	n/a	=	82	%	SM 5540 C	-88	-88	77	118	
2012/13-5	000NONPJ	matrix spike, rec	5/1/2013	Conventional	MBAS	n/a	=	90	%	SM 5540 C	-88	-88	77	118	
2012/13-5	000NONPJ	matrix spike, RPD	5/1/2013	Conventional	MBAS	n/a	=	7	%	SM 5540 C	-88	-88	0	20	
2012/13-5	Lab	LCS	4/24/2013	Conventional	MBAS	n/a	=	0.207	mg/L	SM 5540 C	0.019	0.05			
2012/13-5	Lab	LCS, rec	4/24/2013	Conventional	MBAS	n/a	=	104	%	SM 5540 C	-88	-88	79	113	
2012/13-5	Lab	method blank	4/24/2013	Conventional	MBAS	n/a	<	0.019	mg/L	SM 5540 C	0.019	0.05			
2012/13-5	Lab	LCS	5/1/2013	Conventional	MBAS	n/a	=	0.198	mg/L	SM 5540 C	0.023	0.06			
2012/13-5	Lab	LCS, rec	5/1/2013	Conventional	MBAS	n/a	=	99	%	SM 5540 C	-88	-88	79	113	
2012/13-5	Lab	method blank	5/1/2013	Conventional	MBAS	n/a	<	0.023	mg/L	SM 5540 C	0.023	0.06			
2012/13-5	Lab	LCS	5/16/2013	Conventional	MBAS	n/a	=	0.194	mg/L	SM 5540 C	0.023	0.06			
2012/13-5	Lab	LCS, rec	5/16/2013	Conventional	MBAS	n/a	=	97	%	SM 5540 C	-88	-88	79	113	
2012/13-5	Lab	method blank	5/16/2013	Conventional	MBAS	n/a	<	0.023	mg/L	SM 5540 C	0.023	0.06			
2012/13-5	Lab	LCS	5/24/2013	Conventional	MBAS	n/a	=	0.214	mg/L	SM 5540 C	0.019	0.05			
2012/13-5	Lab	LCS, rec	5/24/2013	Conventional	MBAS	n/a	=	107	%	SM 5540 C	-88	-88	79	113	
2012/13-5	Lab	method blank	5/24/2013	Conventional	MBAS	n/a	DNQ	0.0207	mg/L	SM 5540 C	0.019	0.05			IP
2012/13-5	ME-CC	matrix spike	5/24/2013	Conventional	MBAS	n/a	=	0.248	mg/L	SM 5540 C	0.019	0.05			
2012/13-5	ME-CC	matrix spike dup	5/24/2013	Conventional	MBAS	n/a	=	0.249	mg/L	SM 5540 C	0.019	0.05			
2012/13-5	ME-CC	matrix spike dup, rec	5/24/2013	Conventional	MBAS	n/a	=	96	%	SM 5540 C	-88	-88	77	118	
2012/13-5	ME-CC	matrix spike, rec	5/24/2013	Conventional	MBAS	n/a	=	96	%	SM 5540 C	-88	-88	77	118	
2012/13-5	ME-CC	matrix spike, RPD	5/24/2013	Conventional	MBAS	n/a	=	0.4	%	SM 5540 C	-88	-88	0	20	
2012/13-5	MO-OJA	lab duplicate	5/16/2013	Conventional	MBAS	n/a	=	0.0708	mg/L	SM 5540 C	0.023	0.06	0	20	EST-HT
2012/13-5	MO-OJA	matrix spike	5/16/2013	Conventional	MBAS	n/a	=	0.261	mg/L	SM 5540 C	0.023	0.06			
2012/13-5	MO-OJA	matrix spike dup	5/16/2013	Conventional	MBAS	n/a	=	0.278	mg/L	SM 5540 C	0.023	0.06			
2012/13-5	MO-OJA	matrix spike dup, rec	5/16/2013	Conventional	MBAS	n/a	=	100	%	SM 5540 C	-88	-88	77	118	
2012/13-5	MO-OJA	matrix spike, rec	5/16/2013	Conventional	MBAS	n/a	=	92	%	SM 5540 C	-88	-88	77	118	
2012/13-5	MO-OJA	matrix spike, RPD	5/16/2013	Conventional	MBAS	n/a	=	6	%	SM 5540 C	-88	-88	0	20	
2012/13-5	000NONPJ	matrix spike	4/26/2013	Conventional	Phenolics	n/a	=	0.266	mg/L	EPA 420.4	0.0042	0.01			
2012/13-5	000NONPJ	matrix spike, rec	4/26/2013	Conventional	Phenolics	n/a	=	106	%	EPA 420.4	-88	-88	90	110	

Appendix F
Laboratory QA/QC Analysis Results

Event ID	Site ID	QAQC Sample Type	Analysis Date	Classification	Constituent	Fraction	Sign	Result	Units	Method	MDL	RL	QA Limit		DQOComp
													Min	Max	
2012/13-5	000NONPJ	matrix spike dup	4/26/2013	Conventional	Phenolics	n/a	=	0.267	mg/L	EPA 420.4	0.0042	0.01			
2012/13-5	000NONPJ	matrix spike dup, rec	4/26/2013	Conventional	Phenolics	n/a	=	107	%	EPA 420.4	-88	-88	90	110	
2012/13-5	000NONPJ	matrix spike, RPD	4/26/2013	Conventional	Phenolics	n/a	=	0.5	%	EPA 420.4	-88	-88	0	20	
2012/13-5	Lab	LCS	4/26/2013	Conventional	Phenolics	n/a	=	0.103	mg/L	EPA 420.4	0.0042	0.01			
2012/13-5	Lab	LCS, rec	4/26/2013	Conventional	Phenolics	n/a	=	103	%	EPA 420.4	-88	-88	90	110	
2012/13-5	Lab	method blank	4/26/2013	Conventional	Phenolics	n/a	<	0.0042	mg/L	EPA 420.4	0.0042	0.01			
2012/13-5	Lab	LCS	5/8/2013	Conventional	Phenolics	n/a	=	0.0973	mg/L	EPA 420.4	0.0042	0.01			
2012/13-5	Lab	LCS, rec	5/8/2013	Conventional	Phenolics	n/a	=	97	%	EPA 420.4	-88	-88	90	110	
2012/13-5	Lab	method blank	5/8/2013	Conventional	Phenolics	n/a	DNQ	0.0053	mg/L	EPA 420.4	0.0042	0.01			
2012/13-5	Lab	LCS	5/10/2013	Conventional	Phenolics	n/a	=	0.0985	mg/L	EPA 420.4	0.0042	0.01			
2012/13-5	Lab	LCS, rec	5/10/2013	Conventional	Phenolics	n/a	=	99	%	EPA 420.4	-88	-88	90	110	
2012/13-5	Lab	method blank	5/10/2013	Conventional	Phenolics	n/a	<	0.0042	mg/L	EPA 420.4	0.0042	0.01			
2012/13-5	Lab	LCS	6/10/2013	Conventional	Phenolics	n/a	=	0.107	mg/L	EPA 420.4	0.0042	0.01			
2012/13-5	Lab	LCS, rec	6/10/2013	Conventional	Phenolics	n/a	=	107	%	EPA 420.4	-88	-88	90	110	
2012/13-5	Lab	method blank	6/10/2013	Conventional	Phenolics	n/a	DNQ	0.0061	mg/L	EPA 420.4	0.0042	0.01			IP
2012/13-5	ME-CC	matrix spike dup	6/10/2013	Conventional	Phenolics	n/a	=	0.53	mg/L	EPA 420.4	0.0084	0.02			D
2012/13-5	ME-CC	matrix spike dup, rec	6/10/2013	Conventional	Phenolics	n/a	=	104	%	EPA 420.4	-88	-88	90	110	D
2012/13-5	ME-CC	matrix spike, RPD	6/10/2013	Conventional	Phenolics	n/a	=	0.3	%	EPA 420.4	-88	-88	0	20	D
2012/13-5	ME-CC	matrix spike	6/12/2013	Conventional	Phenolics	n/a	=	0.531	mg/L	EPA 420.4	0.0084	0.02			D
2012/13-5	ME-CC	matrix spike, rec	6/12/2013	Conventional	Phenolics	n/a	=	104	%	EPA 420.4	-88	-88	90	110	D
2012/13-5	MO-HUE	matrix spike	5/10/2013	Conventional	Phenolics	n/a	=	0.497	mg/L	EPA 420.4	0.0084	0.02			GB
2012/13-5	MO-HUE	matrix spike, rec	5/10/2013	Conventional	Phenolics	n/a	=	87	%	EPA 420.4	-88	-88	90	110	GB
2012/13-5	MO-HUE	matrix spike dup	5/10/2013	Conventional	Phenolics	n/a	=	0.496	mg/L	EPA 420.4	0.0084	0.02			GB
2012/13-5	MO-HUE	matrix spike dup, rec	5/10/2013	Conventional	Phenolics	n/a	=	87	%	EPA 420.4	-88	-88	90	110	GB
2012/13-5	MO-HUE	matrix spike, RPD	5/10/2013	Conventional	Phenolics	n/a	=	0.1	%	EPA 420.4	-88	-88	0	20	
2012/13-5	MO-OJA	matrix spike	5/8/2013	Conventional	Phenolics	n/a	=	0.257	mg/L	EPA 420.4	0.0042	0.01			
2012/13-5	MO-OJA	matrix spike dup	5/8/2013	Conventional	Phenolics	n/a	=	0.253	mg/L	EPA 420.4	0.0042	0.01			
2012/13-5	MO-OJA	matrix spike dup, rec	5/8/2013	Conventional	Phenolics	n/a	=	98	%	EPA 420.4	-88	-88	90	110	
2012/13-5	MO-OJA	matrix spike, rec	5/8/2013	Conventional	Phenolics	n/a	=	100	%	EPA 420.4	-88	-88	90	110	
2012/13-5	MO-OJA	matrix spike, RPD	5/8/2013	Conventional	Phenolics	n/a	=	2	%	EPA 420.4	-88	-88	0	20	
2012/13-5	Lab	LCS	5/3/2013	Conventional	Specific Conductance	n/a	=	204	µmhos/cm	SM 2510 B	0.23	2			
2012/13-5	Lab	LCS, rec	5/3/2013	Conventional	Specific Conductance	n/a	=	102	%	SM 2510 B	-88	-88	95	105	
2012/13-5	Lab	method blank	5/3/2013	Conventional	Specific Conductance	n/a	DNQ	0.48	µmhos/cm	SM 2510 B	0.23	2			
2012/13-5	Lab	LCS	5/6/2013	Conventional	Specific Conductance	n/a	=	210	µmhos/cm	SM 2510 B	0.23	2			
2012/13-5	Lab	LCS, rec	5/6/2013	Conventional	Specific Conductance	n/a	=	105	%	SM 2510 B	-88	-88	95	105	
2012/13-5	Lab	method blank	5/6/2013	Conventional	Specific Conductance	n/a	DNQ	0.4	µmhos/cm	SM 2510 B	0.23	2			
2012/13-5	Lab	LCS	5/29/2013	Conventional	Specific Conductance	n/a	=	202	µmhos/cm	SM 2510 B	0.23	2			
2012/13-5	Lab	LCS, rec	5/29/2013	Conventional	Specific Conductance	n/a	=	101	%	SM 2510 B	-88	-88	95	105	
2012/13-5	Lab	method blank	5/29/2013	Conventional	Specific Conductance	n/a	DNQ	0.38	µmhos/cm	SM 2510 B	0.23	2			IP
2012/13-5	ME-CC	lab duplicate	5/29/2013	Conventional	Specific Conductance	n/a	=	1920	µmhos/cm	SM 2510 B	0.47	4		4.28	D
2012/13-5	ME-SCR	lab duplicate	5/3/2013	Conventional	Specific Conductance	n/a	=	1850	µmhos/cm	SM 2510 B	0.47	4		4.28	
2012/13-5	MO-OJA	lab duplicate	5/6/2013	Conventional	Specific Conductance	n/a	=	1890	µmhos/cm	SM 2510 B	0.47	4		4.28	
2012/13-5	Lab	LCS	5/24/2013	Conventional	Total Chlorine Residual	n/a	=	0.198	mg/L	SM 4500-Cl G	0.0015	0.05			
2012/13-5	Lab	LCS, rec	5/24/2013	Conventional	Total Chlorine Residual	n/a	=	99	%	SM 4500-Cl G	-88	-88	82	112	
2012/13-5	Lab	method blank	5/24/2013	Conventional	Total Chlorine Residual	n/a	<	0.0015	mg/L	SM 4500-Cl G	0.0015	0.05			
2012/13-5	ME-CC	matrix spike	5/24/2013	Conventional	Total Chlorine Residual	n/a	=	0.232	mg/L	SM 4500-Cl G	0.0015	0.05			EST-HT
2012/13-5	ME-CC	matrix spike dup	5/24/2013	Conventional	Total Chlorine Residual	n/a	=	0.223	mg/L	SM 4500-Cl G	0.0015	0.05			EST-HT

Appendix F
Laboratory QA/QC Analysis Results

Event ID	Site ID	QAQC Sample Type	Analysis Date	Classification	Constituent	Fraction	Sign	Result	Units	Method	MDL	RL	QA Limit		DQOComp
													Min	Max	
2012/13-5	ME-CC	matrix spike dup, rec	5/24/2013	Conventional	Total Chlorine Residual	n/a	=	95	%	SM 4500-Cl G	-88	-88	65	128	EST-HT
2012/13-5	ME-CC	matrix spike, rec	5/24/2013	Conventional	Total Chlorine Residual	n/a	=	99	%	SM 4500-Cl G	-88	-88	65	128	EST-HT
2012/13-5	ME-CC	matrix spike, RPD	5/24/2013	Conventional	Total Chlorine Residual	n/a	=	4	%	SM 4500-Cl G	-88	-88	0	15	EST-HT
2012/13-5	000NONPJ	lab duplicate	4/26/2013	Conventional	Total Dissolved Solids	n/a	=	260	mg/L	SM 2540 C	4	10		10	
2012/13-5	000NONPJ	lab duplicate	4/29/2013	Conventional	Total Dissolved Solids	n/a	=	1730	mg/L	SM 2540 C	4	10		10	
2012/13-5	000NONPJ	lab duplicate	5/1/2013	Conventional	Total Dissolved Solids	n/a	=	2190	mg/L	SM 2540 C	4	10		10	
2012/13-5	000NONPJ	lab duplicate	5/28/2013	Conventional	Total Dissolved Solids	n/a	=	299	mg/L	SM 2540 C	4	10		10	
2012/13-5	Lab	LCS	4/26/2013	Conventional	Total Dissolved Solids	n/a	=	798	mg/L	SM 2540 C	4	10			
2012/13-5	Lab	LCS, rec	4/26/2013	Conventional	Total Dissolved Solids	n/a	=	97	%	SM 2540 C	-88	-88	91	104	
2012/13-5	Lab	method blank	4/26/2013	Conventional	Total Dissolved Solids	n/a	DNQ	9	mg/L	SM 2540 C	4	10			
2012/13-5	Lab	LCS	4/29/2013	Conventional	Total Dissolved Solids	n/a	=	825	mg/L	SM 2540 C	4	10			
2012/13-5	Lab	LCS, rec	4/29/2013	Conventional	Total Dissolved Solids	n/a	=	100	%	SM 2540 C	-88	-88	91	104	
2012/13-5	Lab	method blank	4/29/2013	Conventional	Total Dissolved Solids	n/a	<	4	mg/L	SM 2540 C	4	10			
2012/13-5	Lab	LCS	5/1/2013	Conventional	Total Dissolved Solids	n/a	=	822	mg/L	SM 2540 C	4	10			
2012/13-5	Lab	LCS, rec	5/1/2013	Conventional	Total Dissolved Solids	n/a	=	100	%	SM 2540 C	-88	-88	91	104	
2012/13-5	Lab	method blank	5/1/2013	Conventional	Total Dissolved Solids	n/a	DNQ	8	mg/L	SM 2540 C	4	10			
2012/13-5	Lab	LCS	5/28/2013	Conventional	Total Dissolved Solids	n/a	=	825	mg/L	SM 2540 C	4	10			
2012/13-5	Lab	LCS, rec	5/28/2013	Conventional	Total Dissolved Solids	n/a	=	100	%	SM 2540 C	-88	-88	91	104	
2012/13-5	Lab	method blank	5/28/2013	Conventional	Total Dissolved Solids	n/a	<	4	mg/L	SM 2540 C	4	10			
2012/13-5	ME-CC	lab duplicate	5/28/2013	Conventional	Total Dissolved Solids	n/a	=	1150	mg/L	SM 2540 C	4	10		10	
2012/13-5	MO-FIL	lab duplicate	4/26/2013	Conventional	Total Dissolved Solids	n/a	=	1120	mg/L	SM 2540 C	4	10		10	
2012/13-5	MO-OJA	lab duplicate	5/1/2013	Conventional	Total Dissolved Solids	n/a	=	1210	mg/L	SM 2540 C	4	10		10	
2012/13-5	Lab	LCS	4/29/2013	Conventional	Total Organic Carbon	n/a	=	4.97	mg/L	SM 5310 C	0.009	0.3			
2012/13-5	Lab	LCS, rec	4/29/2013	Conventional	Total Organic Carbon	n/a	=	99	%	SM 5310 C	-88	-88	85	115	
2012/13-5	Lab	method blank	4/29/2013	Conventional	Total Organic Carbon	n/a	DNQ	0.0452	mg/L	SM 5310 C	0.009	0.3			
2012/13-5	Lab	LCS	5/10/2013	Conventional	Total Organic Carbon	n/a	=	5.08	mg/L	SM 5310 C	0.009	0.3			
2012/13-5	Lab	LCS, rec	5/10/2013	Conventional	Total Organic Carbon	n/a	=	102	%	SM 5310 C	-88	-88	85	115	
2012/13-5	Lab	method blank	5/10/2013	Conventional	Total Organic Carbon	n/a	DNQ	0.0236	mg/L	SM 5310 C	0.009	0.3			
2012/13-5	Lab	LCS	6/5/2013	Conventional	Total Organic Carbon	n/a	=	4.92	mg/L	SM 5310 C	0.009	0.3			
2012/13-5	Lab	LCS, rec	6/5/2013	Conventional	Total Organic Carbon	n/a	=	98	%	SM 5310 C	-88	-88	85	115	
2012/13-5	Lab	method blank	6/5/2013	Conventional	Total Organic Carbon	n/a	DNQ	0.0215	mg/L	SM 5310 C	0.009	0.3			IP
2012/13-5	ME-CC	matrix spike	6/5/2013	Conventional	Total Organic Carbon	n/a	=	9.01	mg/L	SM 5310 C	0.009	0.3			
2012/13-5	ME-CC	matrix spike dup	6/5/2013	Conventional	Total Organic Carbon	n/a	=	9.27	mg/L	SM 5310 C	0.009	0.3			
2012/13-5	ME-CC	matrix spike dup, rec	6/5/2013	Conventional	Total Organic Carbon	n/a	=	98	%	SM 5310 C	-88	-88	77	114	
2012/13-5	ME-CC	matrix spike, rec	6/5/2013	Conventional	Total Organic Carbon	n/a	=	93	%	SM 5310 C	-88	-88	77	114	
2012/13-5	ME-CC	matrix spike, RPD	6/5/2013	Conventional	Total Organic Carbon	n/a	=	3	%	SM 5310 C	-88	-88	0	10	
2012/13-5	MO-FIL	matrix spike	4/29/2013	Conventional	Total Organic Carbon	n/a	=	7.7	mg/L	SM 5310 C	0.009	0.3			
2012/13-5	MO-FIL	matrix spike dup	4/29/2013	Conventional	Total Organic Carbon	n/a	=	7.81	mg/L	SM 5310 C	0.009	0.3			
2012/13-5	MO-FIL	matrix spike dup, rec	4/29/2013	Conventional	Total Organic Carbon	n/a	=	104	%	SM 5310 C	-88	-88	77	114	
2012/13-5	MO-FIL	matrix spike, rec	4/29/2013	Conventional	Total Organic Carbon	n/a	=	102	%	SM 5310 C	-88	-88	77	114	
2012/13-5	MO-FIL	matrix spike, RPD	4/29/2013	Conventional	Total Organic Carbon	n/a	=	1	%	SM 5310 C	-88	-88	0	10	
2012/13-5	MO-OJA	matrix spike	5/10/2013	Conventional	Total Organic Carbon	n/a	=	9.32	mg/L	SM 5310 C	0.009	0.3			
2012/13-5	MO-OJA	matrix spike dup	5/10/2013	Conventional	Total Organic Carbon	n/a	=	9.44	mg/L	SM 5310 C	0.009	0.3			
2012/13-5	MO-OJA	matrix spike dup, rec	5/10/2013	Conventional	Total Organic Carbon	n/a	=	103	%	SM 5310 C	-88	-88	77	114	
2012/13-5	MO-OJA	matrix spike, rec	5/10/2013	Conventional	Total Organic Carbon	n/a	=	100	%	SM 5310 C	-88	-88	77	114	
2012/13-5	MO-OJA	matrix spike, RPD	5/10/2013	Conventional	Total Organic Carbon	n/a	=	1	%	SM 5310 C	-88	-88	0	10	
2012/13-5	000NONPJ	lab duplicate	4/29/2013	Conventional	Total Suspended Solids	n/a	=	6	mg/L	SM 2540 D	5	5		20	

Appendix F
Laboratory QA/QC Analysis Results

Event ID	Site ID	QAQC Sample Type	Analysis Date	Classification	Constituent	Fraction	Sign	Result	Units	Method	MDL	RL	QA Limit		DQOComp
													Min	Max	
2012/13-5	000NONPJ	lab duplicate	4/29/2013	Conventional	Total Suspended Solids	n/a	=	990	mg/L	SM 2540 D	5	5		20	
2012/13-5	000NONPJ	lab duplicate	5/1/2013	Conventional	Total Suspended Solids	n/a	=	184	mg/L	SM 2540 D	5	5		20	
2012/13-5	Lab	method blank	4/29/2013	Conventional	Total Suspended Solids	n/a	<	5	mg/L	SM 2540 D	5	5			
2012/13-5	Lab	method blank	5/1/2013	Conventional	Total Suspended Solids	n/a	<	5	mg/L	SM 2540 D	5	5			
2012/13-5	Lab	method blank	5/28/2013	Conventional	Total Suspended Solids	n/a	<	5	mg/L	SM 2540 D	5	5			
2012/13-5	ME-CC	lab duplicate	5/28/2013	Conventional	Total Suspended Solids	n/a	=	8	mg/L	SM 2540 D	5	5	0	20	
2012/13-5	MO-OJA	lab duplicate	5/1/2013	Conventional	Total Suspended Solids	n/a	=	6	mg/L	SM 2540 D	5	5		20	
2012/13-5	000NONPJ	lab duplicate	4/24/2013	Conventional	Turbidity	n/a	=	3.07	NTU	EPA 180.1	0.024	0.1		10	
2012/13-5	000NONPJ	lab duplicate	4/24/2013	Conventional	Turbidity	n/a	<	0.024	NTU	EPA 180.1	0.024	0.1		10	
2012/13-5	Lab	LCS	4/24/2013	Conventional	Turbidity	n/a	=	11	NTU	EPA 180.1	0.024	0.1			
2012/13-5	Lab	LCS, rec	4/24/2013	Conventional	Turbidity	n/a	=	100	%	EPA 180.1	-88	-88	90	110	
2012/13-5	Lab	method blank	4/24/2013	Conventional	Turbidity	n/a	<	0.024	NTU	EPA 180.1	0.024	0.1			
2012/13-5	Lab	LCS	5/1/2013	Conventional	Turbidity	n/a	=	11	NTU	EPA 180.1	0.024	0.1			
2012/13-5	Lab	LCS, rec	5/1/2013	Conventional	Turbidity	n/a	=	100	%	EPA 180.1	-88	-88	90	110	
2012/13-5	Lab	method blank	5/1/2013	Conventional	Turbidity	n/a	<	0.024	NTU	EPA 180.1	0.024	0.1			
2012/13-5	Lab	LCS	5/24/2013	Conventional	Turbidity	n/a	=	11.2	NTU	EPA 180.1	0.024	0.1			
2012/13-5	Lab	LCS, rec	5/24/2013	Conventional	Turbidity	n/a	=	102	%	EPA 180.1	-88	-88	90	110	
2012/13-5	Lab	method blank	5/24/2013	Conventional	Turbidity	n/a	<	0.024	NTU	EPA 180.1	0.024	0.1			
2012/13-5	ME-CC	lab duplicate	5/24/2013	Conventional	Turbidity	n/a	=	3.05	NTU	EPA 180.1	0.024	0.1		10	
2012/13-5	MO-OJA	lab duplicate	5/1/2013	Conventional	Turbidity	n/a	=	0.84	NTU	EPA 180.1	0.024	0.1		10	
2012/13-5	000NONPJ	lab duplicate	4/29/2013	Conventional	Volatile Suspended Solids	n/a	=	660	mg/L	EPA 160.4	3.1	5		15	
2012/13-5	Lab	method blank	4/29/2013	Conventional	Volatile Suspended Solids	n/a	<	3.1	mg/L	EPA 160.4	3.1	5			
2012/13-5	Lab	method blank	5/1/2013	Conventional	Volatile Suspended Solids	n/a	<	3.1	mg/L	EPA 160.4	3.1	5			
2012/13-5	Lab	method blank	5/28/2013	Conventional	Volatile Suspended Solids	n/a	<	3.1	mg/L	EPA 160.4	3.1	5			
2012/13-5	ME-CC	lab duplicate	5/28/2013	Conventional	Volatile Suspended Solids	n/a	<	3.1	mg/L	EPA 160.4	3.1	5		15	
2012/13-5	MO-OJA	lab duplicate	5/1/2013	Conventional	Volatile Suspended Solids	n/a	<	3.1	mg/L	EPA 160.4	3.1	5		15	
2012/13-5	000NONPJ	matrix spike	4/25/2013	Hydrocarbon	Oil and Grease	n/a	=	20.2	mg/L	EPA 1664A	1.3	5			
2012/13-5	000NONPJ	matrix spike	4/25/2013	Hydrocarbon	Oil and Grease	n/a	=	18.3	mg/L	EPA 1664A	1.3	5			
2012/13-5	000NONPJ	matrix spike dup	4/25/2013	Hydrocarbon	Oil and Grease	n/a	=	18.9	mg/L	EPA 1664A	1.3	5			
2012/13-5	000NONPJ	matrix spike dup, rec	4/25/2013	Hydrocarbon	Oil and Grease	n/a	=	86	%	EPA 1664A	-88	-88	78	114	
2012/13-5	000NONPJ	matrix spike, rec	4/25/2013	Hydrocarbon	Oil and Grease	n/a	=	87	%	EPA 1664A	-88	-88	78	114	
2012/13-5	000NONPJ	matrix spike, rec	4/25/2013	Hydrocarbon	Oil and Grease	n/a	=	86	%	EPA 1664A	-88	-88	78	114	
2012/13-5	000NONPJ	matrix spike, RPD	4/25/2013	Hydrocarbon	Oil and Grease	n/a	=	3	%	EPA 1664A	-88	-88	0	18	
2012/13-5	Lab	LCS	4/25/2013	Hydrocarbon	Oil and Grease	n/a	DNQ	4.9	mg/L	EPA 1664A	1.3	5			
2012/13-5	Lab	LCS	4/25/2013	Hydrocarbon	Oil and Grease	n/a	=	17.6	mg/L	EPA 1664A	1.3	5			
2012/13-5	Lab	LCS, rec	4/25/2013	Hydrocarbon	Oil and Grease	n/a	=	88	%	EPA 1664A	-88	-88	78	114	
2012/13-5	Lab	LCS, rec	4/25/2013	Hydrocarbon	Oil and Grease	n/a	=	98	%	EPA 1664A	-88	-88	78	114	
2012/13-5	Lab	method blank	4/25/2013	Hydrocarbon	Oil and Grease	n/a	<	1.3	mg/L	EPA 1664A	1.3	5			
2012/13-5	Lab	LCS	5/3/2013	Hydrocarbon	Oil and Grease	n/a	DNQ	4.3	mg/L	EPA 1664A	1.3	5			
2012/13-5	Lab	LCS	5/3/2013	Hydrocarbon	Oil and Grease	n/a	=	16.8	mg/L	EPA 1664A	1.3	5			
2012/13-5	Lab	LCS, rec	5/3/2013	Hydrocarbon	Oil and Grease	n/a	=	86	%	EPA 1664A	-88	-88	78	114	
2012/13-5	Lab	LCS, rec	5/3/2013	Hydrocarbon	Oil and Grease	n/a	=	84	%	EPA 1664A	-88	-88	78	114	
2012/13-5	Lab	method blank	5/3/2013	Hydrocarbon	Oil and Grease	n/a	<	1.3	mg/L	EPA 1664A	1.3	5			
2012/13-5	Lab	LCS	5/31/2013	Hydrocarbon	Oil and Grease	n/a	DNQ	4.3	mg/L	EPA 1664A	1.3	5			
2012/13-5	Lab	LCS	5/31/2013	Hydrocarbon	Oil and Grease	n/a	=	17.5	mg/L	EPA 1664A	1.3	5			
2012/13-5	Lab	LCS, rec	5/31/2013	Hydrocarbon	Oil and Grease	n/a	=	88	%	EPA 1664A	-88	-88	78	114	
2012/13-5	Lab	LCS, rec	5/31/2013	Hydrocarbon	Oil and Grease	n/a	=	86	%	EPA 1664A	-88	-88	78	114	

Appendix F
Laboratory QA/QC Analysis Results

Event ID	Site ID	QAQC Sample Type	Analysis Date	Classification	Constituent	Fraction	Sign	Result	Units	Method	MDL	RL	QA Limit		DQOComp
													Min	Max	
2012/13-5	Lab	method blank	5/31/2013	Hydrocarbon	Oil and Grease	n/a	<	1.3	mg/L	EPA 1664A	1.3	5			
2012/13-5	ME-CC	matrix spike	5/31/2013	Hydrocarbon	Oil and Grease	n/a	=	20.4	mg/L	EPA 1664A	1.3	5			
2012/13-5	ME-CC	matrix spike dup	5/31/2013	Hydrocarbon	Oil and Grease	n/a	=	20	mg/L	EPA 1664A	1.3	5			
2012/13-5	ME-CC	matrix spike dup, rec	5/31/2013	Hydrocarbon	Oil and Grease	n/a	=	86	%	EPA 1664A	-88	-88	78	114	
2012/13-5	ME-CC	matrix spike, rec	5/31/2013	Hydrocarbon	Oil and Grease	n/a	=	86	%	EPA 1664A	-88	-88	78	114	
2012/13-5	ME-CC	matrix spike, RPD	5/31/2013	Hydrocarbon	Oil and Grease	n/a	=	2	%	EPA 1664A	-88	-88	0	18	
2012/13-5	MO-HUE	matrix spike	5/3/2013	Hydrocarbon	Oil and Grease	n/a	=	21.6	mg/L	EPA 1664A	1.3	5			
2012/13-5	MO-HUE	matrix spike dup	5/3/2013	Hydrocarbon	Oil and Grease	n/a	=	18.7	mg/L	EPA 1664A	1.3	5			
2012/13-5	MO-HUE	matrix spike dup, rec	5/3/2013	Hydrocarbon	Oil and Grease	n/a	=	84	%	EPA 1664A	-88	-88	78	114	
2012/13-5	MO-HUE	matrix spike, rec	5/3/2013	Hydrocarbon	Oil and Grease	n/a	=	84	%	EPA 1664A	-88	-88	78	114	
2012/13-5	MO-HUE	matrix spike, RPD	5/3/2013	Hydrocarbon	Oil and Grease	n/a	=	14	%	EPA 1664A	-88	-88	0	18	
2012/13-5	Lab	method blank	4/25/2013	Hydrocarbon	TPH	n/a	<	1.9	mg/L	EPA 1664A	1.9	5			
2012/13-5	Lab	method blank	5/3/2013	Hydrocarbon	TPH	n/a	<	1.9	mg/L	EPA 1664A	1.9	5			
2012/13-5	Lab	LCS	5/31/2013	Hydrocarbon	TPH	n/a	=	7.5	mg/L	EPA 1664A	1.9	5			
2012/13-5	Lab	LCS	5/31/2013	Hydrocarbon	TPH	n/a	DNQ	2.3	mg/L	EPA 1664A	1.9	5			
2012/13-5	Lab	LCS, rec	5/31/2013	Hydrocarbon	TPH	n/a	=	92	%	EPA 1664A	-88	-88			
2012/13-5	Lab	LCS, rec	5/31/2013	Hydrocarbon	TPH	n/a	=	75	%	EPA 1664A	-88	-88			
2012/13-5	Lab	method blank	5/31/2013	Hydrocarbon	TPH	n/a	<	1.9	mg/L	EPA 1664A	1.9	5			
2012/13-5	ME-CC	matrix spike	5/31/2013	Hydrocarbon	TPH	n/a	=	9	mg/L	EPA 1664A	1.9	5			
2012/13-5	ME-CC	matrix spike dup	5/31/2013	Hydrocarbon	TPH	n/a	=	8.4	mg/L	EPA 1664A	1.9	5			
2012/13-5	ME-CC	matrix spike dup, rec	5/31/2013	Hydrocarbon	TPH	n/a	=	72	%	EPA 1664A	-88	-88			
2012/13-5	ME-CC	matrix spike, rec	5/31/2013	Hydrocarbon	TPH	n/a	=	76	%	EPA 1664A	-88	-88			
2012/13-5	ME-CC	matrix spike, RPD	5/31/2013	Hydrocarbon	TPH	n/a	=	7	%	EPA 1664A	-88	-88	0		
2012/13-5	Lab	method blank	5/7/2013	Metal	Aluminum	Dissolved	<	2.1	µg/L	EPA 200.8	2.1	5			
2012/13-5	Lab	LCS	5/7/2013	Metal	Aluminum	Dissolved	=	52.8	µg/L	EPA 200.8	2.1	5			
2012/13-5	Lab	LCS, rec	5/7/2013	Metal	Aluminum	Dissolved	=	106	%	EPA 200.8	-88	-88	85	115	
2012/13-5	Lab	method blank	5/14/2013	Metal	Aluminum	Dissolved	=	33.8	µg/L	EPA 200.8	2.1	5			IP
2012/13-5	Lab	LCS	5/14/2013	Metal	Aluminum	Dissolved	=	54.6	µg/L	EPA 200.8	2.1	5			
2012/13-5	Lab	LCS, rec	5/14/2013	Metal	Aluminum	Dissolved	=	109	%	EPA 200.8	-88	-88	85	115	
2012/13-5	Lab	method blank	6/15/2013	Metal	Aluminum	Dissolved	<	2.1	µg/L	EPA 200.8	2.1	5			
2012/13-5	Lab	LCS	6/15/2013	Metal	Aluminum	Dissolved	=	204	µg/L	EPA 200.8	10	25			D
2012/13-5	Lab	LCS, rec	6/15/2013	Metal	Aluminum	Dissolved	=	102	%	EPA 200.8	-88	-88	85	115	D
2012/13-5	ME-CC	matrix spike	6/15/2013	Metal	Aluminum	Dissolved	=	290	µg/L	EPA 200.8	10	25			D
2012/13-5	ME-CC	matrix spike, rec	6/15/2013	Metal	Aluminum	Dissolved	=	115	%	EPA 200.8	-88	-88	70	130	D
2012/13-5	ME-CC	matrix spike dup	6/15/2013	Metal	Aluminum	Dissolved	=	312	µg/L	EPA 200.8	10	25			D
2012/13-5	ME-CC	matrix spike dup, rec	6/15/2013	Metal	Aluminum	Dissolved	=	123	%	EPA 200.8	-88	-88	70	130	D
2012/13-5	ME-CC	matrix spike, RPD	6/15/2013	Metal	Aluminum	Dissolved	=	7	%	EPA 200.8	-88	-88	0	30	D
2012/13-5	MO-OJA	matrix spike	5/14/2013	Metal	Aluminum	Dissolved	=	62.8	µg/L	EPA 200.8	2.1	5			
2012/13-5	MO-OJA	matrix spike, rec	5/14/2013	Metal	Aluminum	Dissolved	=	126	%	EPA 200.8	-88	-88	70	130	
2012/13-5	MO-OJA	matrix spike dup	5/14/2013	Metal	Aluminum	Dissolved	=	64.4	µg/L	EPA 200.8	2.1	5			
2012/13-5	MO-OJA	matrix spike dup, rec	5/14/2013	Metal	Aluminum	Dissolved	=	129	%	EPA 200.8	-88	-88	70	130	
2012/13-5	MO-OJA	matrix spike, RPD	5/14/2013	Metal	Aluminum	Dissolved	=	3	%	EPA 200.8	-88	-88	0	30	
2012/13-5	Lab	method blank	5/7/2013	Metal	Aluminum	Total	<	2.1	µg/L	EPA 200.8	2.1	5			
2012/13-5	Lab	LCS	5/7/2013	Metal	Aluminum	Total	=	52.8	µg/L	EPA 200.8	2.1	5			
2012/13-5	Lab	LCS, rec	5/7/2013	Metal	Aluminum	Total	=	106	%	EPA 200.8	-88	-88	85	115	
2012/13-5	Lab	method blank	5/14/2013	Metal	Aluminum	Total	<	2.1	µg/L	EPA 200.8	2.1	5			
2012/13-5	Lab	LCS	5/14/2013	Metal	Aluminum	Total	=	54.6	µg/L	EPA 200.8	2.1	5			

Appendix F
Laboratory QA/QC Analysis Results

Event ID	Site ID	QAQC Sample Type	Analysis Date	Classification	Constituent	Fraction	Sign	Result	Units	Method	MDL	RL	QA Limit		DQOComp
													Min	Max	
2012/13-5	Lab	LCS, rec	5/14/2013	Metal	Aluminum	Total	=	109	%	EPA 200.8	-88	-88	85	115	
2012/13-5	Lab	method blank	6/15/2013	Metal	Aluminum	Total	<	2.1	µg/L	EPA 200.8	2.1	5			
2012/13-5	Lab	LCS	6/15/2013	Metal	Aluminum	Total	=	204	µg/L	EPA 200.8	10	25			D
2012/13-5	Lab	LCS, rec	6/15/2013	Metal	Aluminum	Total	=	102	%	EPA 200.8	-88	-88	85	115	D
2012/13-5	ME-CC	matrix spike	6/15/2013	Metal	Aluminum	Total	=	290	µg/L	EPA 200.8	10	25			D,GB
2012/13-5	ME-CC	matrix spike, rec	6/15/2013	Metal	Aluminum	Total	=	63	%	EPA 200.8	-88	-88	70	130	D,GB
2012/13-5	ME-CC	matrix spike dup	6/15/2013	Metal	Aluminum	Total	=	312	µg/L	EPA 200.8	10	25			D
2012/13-5	ME-CC	matrix spike dup, rec	6/15/2013	Metal	Aluminum	Total	=	71	%	EPA 200.8	-88	-88	70	130	D
2012/13-5	ME-CC	matrix spike, RPD	6/15/2013	Metal	Aluminum	Total	=	7	%	EPA 200.8	-88	-88	0	30	D
2012/13-5	MO-FIL	matrix spike	5/7/2013	Metal	Aluminum	Total	=	178	µg/L	EPA 200.8	2.1	5			
2012/13-5	MO-FIL	matrix spike, rec	5/7/2013	Metal	Aluminum	Total	=	88	%	EPA 200.8	-88	-88	70	130	
2012/13-5	MO-FIL	matrix spike dup	5/7/2013	Metal	Aluminum	Total	=	174	µg/L	EPA 200.8	2.1	5			
2012/13-5	MO-FIL	matrix spike dup, rec	5/7/2013	Metal	Aluminum	Total	=	80	%	EPA 200.8	-88	-88	70	130	
2012/13-5	MO-FIL	matrix spike, RPD	5/7/2013	Metal	Aluminum	Total	=	2	%	EPA 200.8	-88	-88	0	30	
2012/13-5	MO-OJA	matrix spike	5/14/2013	Metal	Aluminum	Total	=	62.8	µg/L	EPA 200.8	2.1	5			
2012/13-5	MO-OJA	matrix spike, rec	5/14/2013	Metal	Aluminum	Total	=	101	%	EPA 200.8	-88	-88	70	130	
2012/13-5	MO-OJA	matrix spike dup	5/14/2013	Metal	Aluminum	Total	=	64.4	µg/L	EPA 200.8	2.1	5			
2012/13-5	MO-OJA	matrix spike dup, rec	5/14/2013	Metal	Aluminum	Total	=	104	%	EPA 200.8	-88	-88	70	130	
2012/13-5	MO-OJA	matrix spike, RPD	5/14/2013	Metal	Aluminum	Total	=	3	%	EPA 200.8	-88	-88	0	30	
2012/13-5	Lab	method blank	5/7/2013	Metal	Antimony	Dissolved	<	0.034	µg/L	EPA 200.8	0.034	0.5			
2012/13-5	Lab	LCS	5/7/2013	Metal	Antimony	Dissolved	=	46.5	µg/L	EPA 200.8	0.034	0.5			
2012/13-5	Lab	LCS, rec	5/7/2013	Metal	Antimony	Dissolved	=	93	%	EPA 200.8	-88	-88	85	115	
2012/13-5	Lab	method blank	5/14/2013	Metal	Antimony	Dissolved	<	0.034	µg/L	EPA 200.8	0.034	0.5			
2012/13-5	Lab	LCS	5/14/2013	Metal	Antimony	Dissolved	=	46.7	µg/L	EPA 200.8	0.034	0.5			
2012/13-5	Lab	LCS, rec	5/14/2013	Metal	Antimony	Dissolved	=	93	%	EPA 200.8	-88	-88	85	115	
2012/13-5	Lab	method blank	6/15/2013	Metal	Antimony	Dissolved	<	0.034	µg/L	EPA 200.8	0.034	0.5			
2012/13-5	Lab	LCS	6/15/2013	Metal	Antimony	Dissolved	=	203	µg/L	EPA 200.8	0.17	2.5			D
2012/13-5	Lab	LCS, rec	6/15/2013	Metal	Antimony	Dissolved	=	101	%	EPA 200.8	-88	-88	85	115	D
2012/13-5	ME-CC	matrix spike	6/15/2013	Metal	Antimony	Dissolved	=	230	µg/L	EPA 200.8	0.17	2.5			D
2012/13-5	ME-CC	matrix spike, rec	6/15/2013	Metal	Antimony	Dissolved	=	92	%	EPA 200.8	-88	-88	70	130	D
2012/13-5	ME-CC	matrix spike dup	6/15/2013	Metal	Antimony	Dissolved	=	229	µg/L	EPA 200.8	0.17	2.5			D
2012/13-5	ME-CC	matrix spike dup, rec	6/15/2013	Metal	Antimony	Dissolved	=	92	%	EPA 200.8	-88	-88	70	130	D
2012/13-5	ME-CC	matrix spike, RPD	6/15/2013	Metal	Antimony	Dissolved	=	0.1	%	EPA 200.8	-88	-88	0	30	D
2012/13-5	MO-OJA	matrix spike	5/14/2013	Metal	Antimony	Dissolved	=	43.4	µg/L	EPA 200.8	0.034	0.5			
2012/13-5	MO-OJA	matrix spike, rec	5/14/2013	Metal	Antimony	Dissolved	=	87	%	EPA 200.8	-88	-88	70	130	
2012/13-5	MO-OJA	matrix spike dup	5/14/2013	Metal	Antimony	Dissolved	=	43.6	µg/L	EPA 200.8	0.034	0.5			
2012/13-5	MO-OJA	matrix spike dup, rec	5/14/2013	Metal	Antimony	Dissolved	=	87	%	EPA 200.8	-88	-88	70	130	
2012/13-5	MO-OJA	matrix spike, RPD	5/14/2013	Metal	Antimony	Dissolved	=	0.5	%	EPA 200.8	-88	-88	0	30	
2012/13-5	Lab	method blank	5/7/2013	Metal	Antimony	Total	<	0.034	µg/L	EPA 200.8	0.034	0.5			
2012/13-5	Lab	LCS	5/7/2013	Metal	Antimony	Total	=	46.5	µg/L	EPA 200.8	0.034	0.5			
2012/13-5	Lab	LCS, rec	5/7/2013	Metal	Antimony	Total	=	93	%	EPA 200.8	-88	-88	85	115	
2012/13-5	Lab	method blank	5/14/2013	Metal	Antimony	Total	<	0.034	µg/L	EPA 200.8	0.034	0.5			
2012/13-5	Lab	LCS	5/14/2013	Metal	Antimony	Total	=	46.7	µg/L	EPA 200.8	0.034	0.5			
2012/13-5	Lab	LCS, rec	5/14/2013	Metal	Antimony	Total	=	93	%	EPA 200.8	-88	-88	85	115	
2012/13-5	Lab	method blank	6/15/2013	Metal	Antimony	Total	<	0.034	µg/L	EPA 200.8	0.034	0.5			
2012/13-5	Lab	LCS	6/15/2013	Metal	Antimony	Total	=	203	µg/L	EPA 200.8	0.17	2.5			D
2012/13-5	Lab	LCS, rec	6/15/2013	Metal	Antimony	Total	=	101	%	EPA 200.8	-88	-88	85	115	D

Appendix F
Laboratory QA/QC Analysis Results

Event ID	Site ID	QAQC Sample Type	Analysis Date	Classification	Constituent	Fraction	Sign	Result	Units	Method	MDL	RL	QA Limit		DQOComp
													Min	Max	
2012/13-5	ME-CC	matrix spike	6/15/2013	Metal	Antimony	Total	=	230	µg/L	EPA 200.8	0.17	2.5			D
2012/13-5	ME-CC	matrix spike, rec	6/15/2013	Metal	Antimony	Total	=	92	%	EPA 200.8	-88	-88	70	130	D
2012/13-5	ME-CC	matrix spike dup	6/15/2013	Metal	Antimony	Total	=	229	µg/L	EPA 200.8	0.17	2.5			D
2012/13-5	ME-CC	matrix spike dup, rec	6/15/2013	Metal	Antimony	Total	=	92	%	EPA 200.8	-88	-88	70	130	D
2012/13-5	ME-CC	matrix spike, RPD	6/15/2013	Metal	Antimony	Total	=	0.1	%	EPA 200.8	-88	-88	0	30	D
2012/13-5	MO-FIL	matrix spike	5/7/2013	Metal	Antimony	Total	=	46.4	µg/L	EPA 200.8	0.034	0.5			
2012/13-5	MO-FIL	matrix spike, rec	5/7/2013	Metal	Antimony	Total	=	92	%	EPA 200.8	-88	-88	70	130	
2012/13-5	MO-FIL	matrix spike dup	5/7/2013	Metal	Antimony	Total	=	45.8	µg/L	EPA 200.8	0.034	0.5			
2012/13-5	MO-FIL	matrix spike dup, rec	5/7/2013	Metal	Antimony	Total	=	91	%	EPA 200.8	-88	-88	70	130	
2012/13-5	MO-FIL	matrix spike, RPD	5/7/2013	Metal	Antimony	Total	=	1	%	EPA 200.8	-88	-88	0	30	
2012/13-5	MO-OJA	matrix spike	5/14/2013	Metal	Antimony	Total	=	43.4	µg/L	EPA 200.8	0.034	0.5			
2012/13-5	MO-OJA	matrix spike, rec	5/14/2013	Metal	Antimony	Total	=	87	%	EPA 200.8	-88	-88	70	130	
2012/13-5	MO-OJA	matrix spike dup	5/14/2013	Metal	Antimony	Total	=	43.6	µg/L	EPA 200.8	0.034	0.5			
2012/13-5	MO-OJA	matrix spike dup, rec	5/14/2013	Metal	Antimony	Total	=	87	%	EPA 200.8	-88	-88	70	130	
2012/13-5	MO-OJA	matrix spike, RPD	5/14/2013	Metal	Antimony	Total	=	0.5	%	EPA 200.8	-88	-88	0	30	
2012/13-5	Lab	method blank	5/7/2013	Metal	Arsenic	Dissolved	<	0.13	µg/L	EPA 200.8	0.13	0.4			
2012/13-5	Lab	LCS	5/7/2013	Metal	Arsenic	Dissolved	=	46.8	µg/L	EPA 200.8	0.13	0.4			
2012/13-5	Lab	LCS, rec	5/7/2013	Metal	Arsenic	Dissolved	=	94	%	EPA 200.8	-88	-88	85	115	
2012/13-5	Lab	method blank	5/14/2013	Metal	Arsenic	Dissolved	<	0.13	µg/L	EPA 200.8	0.13	0.4			
2012/13-5	Lab	LCS	5/14/2013	Metal	Arsenic	Dissolved	=	48.1	µg/L	EPA 200.8	0.13	0.4			
2012/13-5	Lab	LCS, rec	5/14/2013	Metal	Arsenic	Dissolved	=	96	%	EPA 200.8	-88	-88	85	115	
2012/13-5	Lab	method blank	6/15/2013	Metal	Arsenic	Dissolved	<	0.13	µg/L	EPA 200.8	0.13	0.4			
2012/13-5	Lab	LCS	6/15/2013	Metal	Arsenic	Dissolved	=	202	µg/L	EPA 200.8	0.65	2			D
2012/13-5	Lab	LCS, rec	6/15/2013	Metal	Arsenic	Dissolved	=	101	%	EPA 200.8	-88	-88	85	115	D
2012/13-5	ME-CC	matrix spike	6/15/2013	Metal	Arsenic	Dissolved	=	242	µg/L	EPA 200.8	0.65	2			D
2012/13-5	ME-CC	matrix spike, rec	6/15/2013	Metal	Arsenic	Dissolved	=	95	%	EPA 200.8	-88	-88	70	130	D
2012/13-5	ME-CC	matrix spike dup	6/15/2013	Metal	Arsenic	Dissolved	=	240	µg/L	EPA 200.8	0.65	2			D
2012/13-5	ME-CC	matrix spike dup, rec	6/15/2013	Metal	Arsenic	Dissolved	=	95	%	EPA 200.8	-88	-88	70	130	D
2012/13-5	ME-CC	matrix spike, RPD	6/15/2013	Metal	Arsenic	Dissolved	=	0.6	%	EPA 200.8	-88	-88	0	30	D
2012/13-5	MO-OJA	matrix spike	5/14/2013	Metal	Arsenic	Dissolved	=	48.4	µg/L	EPA 200.8	0.13	0.4			
2012/13-5	MO-OJA	matrix spike, rec	5/14/2013	Metal	Arsenic	Dissolved	=	96	%	EPA 200.8	-88	-88	70	130	
2012/13-5	MO-OJA	matrix spike dup	5/14/2013	Metal	Arsenic	Dissolved	=	48.1	µg/L	EPA 200.8	0.13	0.4			
2012/13-5	MO-OJA	matrix spike dup, rec	5/14/2013	Metal	Arsenic	Dissolved	=	96	%	EPA 200.8	-88	-88	70	130	
2012/13-5	MO-OJA	matrix spike, RPD	5/14/2013	Metal	Arsenic	Dissolved	=	0.8	%	EPA 200.8	-88	-88	0	30	
2012/13-5	Lab	method blank	5/7/2013	Metal	Arsenic	Total	<	0.13	µg/L	EPA 200.8	0.13	0.4			
2012/13-5	Lab	LCS	5/7/2013	Metal	Arsenic	Total	=	46.8	µg/L	EPA 200.8	0.13	0.4			
2012/13-5	Lab	LCS, rec	5/7/2013	Metal	Arsenic	Total	=	94	%	EPA 200.8	-88	-88	85	115	
2012/13-5	Lab	method blank	5/14/2013	Metal	Arsenic	Total	<	0.13	µg/L	EPA 200.8	0.13	0.4			
2012/13-5	Lab	LCS	5/14/2013	Metal	Arsenic	Total	=	48.1	µg/L	EPA 200.8	0.13	0.4			
2012/13-5	Lab	LCS, rec	5/14/2013	Metal	Arsenic	Total	=	96	%	EPA 200.8	-88	-88	85	115	
2012/13-5	Lab	method blank	6/15/2013	Metal	Arsenic	Total	<	0.13	µg/L	EPA 200.8	0.13	0.4			
2012/13-5	Lab	LCS	6/15/2013	Metal	Arsenic	Total	=	202	µg/L	EPA 200.8	0.65	2			D
2012/13-5	Lab	LCS, rec	6/15/2013	Metal	Arsenic	Total	=	101	%	EPA 200.8	-88	-88	85	115	D
2012/13-5	ME-CC	matrix spike	6/15/2013	Metal	Arsenic	Total	=	242	µg/L	EPA 200.8	0.65	2			D
2012/13-5	ME-CC	matrix spike, rec	6/15/2013	Metal	Arsenic	Total	=	95	%	EPA 200.8	-88	-88	70	130	D
2012/13-5	ME-CC	matrix spike dup	6/15/2013	Metal	Arsenic	Total	=	240	µg/L	EPA 200.8	0.65	2			D
2012/13-5	ME-CC	matrix spike dup, rec	6/15/2013	Metal	Arsenic	Total	=	95	%	EPA 200.8	-88	-88	70	130	D

Appendix F
Laboratory QA/QC Analysis Results

Event ID	Site ID	QAQC Sample Type	Analysis Date	Classification	Constituent	Fraction	Sign	Result	Units	Method	MDL	RL	QA Limit		DQOComp
													Min	Max	
2012/13-5	ME-CC	matrix spike, RPD	6/15/2013	Metal	Arsenic	Total	=	0.6	%	EPA 200.8	-88	-88	0	30	D
2012/13-5	MO-FIL	matrix spike	5/7/2013	Metal	Arsenic	Total	=	51.8	µg/L	EPA 200.8	0.13	0.4			
2012/13-5	MO-FIL	matrix spike, rec	5/7/2013	Metal	Arsenic	Total	=	103	%	EPA 200.8	-88	-88	70	130	
2012/13-5	MO-FIL	matrix spike dup	5/7/2013	Metal	Arsenic	Total	=	52.2	µg/L	EPA 200.8	0.13	0.4			
2012/13-5	MO-FIL	matrix spike dup, rec	5/7/2013	Metal	Arsenic	Total	=	103	%	EPA 200.8	-88	-88	70	130	
2012/13-5	MO-FIL	matrix spike, RPD	5/7/2013	Metal	Arsenic	Total	=	0.7	%	EPA 200.8	-88	-88	0	30	
2012/13-5	MO-OJA	matrix spike	5/14/2013	Metal	Arsenic	Total	=	48.4	µg/L	EPA 200.8	0.13	0.4			
2012/13-5	MO-OJA	matrix spike, rec	5/14/2013	Metal	Arsenic	Total	=	96	%	EPA 200.8	-88	-88	70	130	
2012/13-5	MO-OJA	matrix spike dup	5/14/2013	Metal	Arsenic	Total	=	48.1	µg/L	EPA 200.8	0.13	0.4			
2012/13-5	MO-OJA	matrix spike dup, rec	5/14/2013	Metal	Arsenic	Total	=	95	%	EPA 200.8	-88	-88	70	130	
2012/13-5	MO-OJA	matrix spike, RPD	5/14/2013	Metal	Arsenic	Total	=	0.8	%	EPA 200.8	-88	-88	0	30	
2012/13-5	Lab	method blank	5/7/2013	Metal	Barium	Total	<	0.097	µg/L	EPA 200.8	0.097	0.5			
2012/13-5	Lab	LCS	5/7/2013	Metal	Barium	Total	=	50.6	µg/L	EPA 200.8	0.097	0.5			
2012/13-5	Lab	LCS, rec	5/7/2013	Metal	Barium	Total	=	101	%	EPA 200.8	-88	-88	85	115	
2012/13-5	Lab	method blank	5/14/2013	Metal	Barium	Total	<	0.097	µg/L	EPA 200.8	0.097	0.5			
2012/13-5	Lab	LCS	5/14/2013	Metal	Barium	Total	=	50.5	µg/L	EPA 200.8	0.097	0.5			
2012/13-5	Lab	LCS, rec	5/14/2013	Metal	Barium	Total	=	101	%	EPA 200.8	-88	-88	85	115	
2012/13-5	Lab	method blank	6/15/2013	Metal	Barium	Total	<	0.097	µg/L	EPA 200.8	0.097	0.5			
2012/13-5	Lab	LCS	6/15/2013	Metal	Barium	Total	=	200	µg/L	EPA 200.8	0.48	2.5			D
2012/13-5	Lab	LCS, rec	6/15/2013	Metal	Barium	Total	=	100	%	EPA 200.8	-88	-88	85	115	D
2012/13-5	ME-CC	matrix spike	6/15/2013	Metal	Barium	Total	=	276	µg/L	EPA 200.8	0.48	2.5			D
2012/13-5	ME-CC	matrix spike, rec	6/15/2013	Metal	Barium	Total	=	97	%	EPA 200.8	-88	-88	70	130	D
2012/13-5	ME-CC	matrix spike dup	6/15/2013	Metal	Barium	Total	=	277	µg/L	EPA 200.8	0.48	2.5			D
2012/13-5	ME-CC	matrix spike dup, rec	6/15/2013	Metal	Barium	Total	=	98	%	EPA 200.8	-88	-88	70	130	D
2012/13-5	ME-CC	matrix spike, RPD	6/15/2013	Metal	Barium	Total	=	0.6	%	EPA 200.8	-88	-88	0	30	D
2012/13-5	MO-OJA	matrix spike	5/14/2013	Metal	Barium	Total	=	77.8	µg/L	EPA 200.8	0.097	0.5			
2012/13-5	MO-OJA	matrix spike, rec	5/14/2013	Metal	Barium	Total	=	97	%	EPA 200.8	-88	-88	70	130	
2012/13-5	MO-OJA	matrix spike dup	5/14/2013	Metal	Barium	Total	=	76.6	µg/L	EPA 200.8	0.097	0.5			
2012/13-5	MO-OJA	matrix spike dup, rec	5/14/2013	Metal	Barium	Total	=	94	%	EPA 200.8	-88	-88	70	130	
2012/13-5	MO-OJA	matrix spike, RPD	5/14/2013	Metal	Barium	Total	=	2	%	EPA 200.8	-88	-88	0	30	
2012/13-5	Lab	method blank	5/7/2013	Metal	Beryllium	Dissolved	<	0.015	µg/L	EPA 200.8	0.015	0.1			
2012/13-5	Lab	LCS	5/7/2013	Metal	Beryllium	Dissolved	=	48.2	µg/L	EPA 200.8	0.015	0.1			
2012/13-5	Lab	LCS, rec	5/7/2013	Metal	Beryllium	Dissolved	=	96	%	EPA 200.8	-88	-88	85	115	
2012/13-5	Lab	method blank	5/14/2013	Metal	Beryllium	Dissolved	<	0.015	µg/L	EPA 200.8	0.015	0.1			
2012/13-5	Lab	LCS	5/14/2013	Metal	Beryllium	Dissolved	=	47.4	µg/L	EPA 200.8	0.015	0.1			
2012/13-5	Lab	LCS, rec	5/14/2013	Metal	Beryllium	Dissolved	=	95	%	EPA 200.8	-88	-88	85	115	
2012/13-5	Lab	method blank	6/15/2013	Metal	Beryllium	Dissolved	<	0.015	µg/L	EPA 200.8	0.015	0.1			
2012/13-5	Lab	LCS	6/15/2013	Metal	Beryllium	Dissolved	=	191	µg/L	EPA 200.8	0.075	0.5			D
2012/13-5	Lab	LCS, rec	6/15/2013	Metal	Beryllium	Dissolved	=	96	%	EPA 200.8	-88	-88	85	115	D
2012/13-5	ME-CC	matrix spike	6/15/2013	Metal	Beryllium	Dissolved	=	218	µg/L	EPA 200.8	0.075	0.5			D
2012/13-5	ME-CC	matrix spike, rec	6/15/2013	Metal	Beryllium	Dissolved	=	87	%	EPA 200.8	-88	-88	70	130	D
2012/13-5	ME-CC	matrix spike dup	6/15/2013	Metal	Beryllium	Dissolved	=	221	µg/L	EPA 200.8	0.075	0.5			D
2012/13-5	ME-CC	matrix spike dup, rec	6/15/2013	Metal	Beryllium	Dissolved	=	88	%	EPA 200.8	-88	-88	70	130	D
2012/13-5	ME-CC	matrix spike, RPD	6/15/2013	Metal	Beryllium	Dissolved	=	1	%	EPA 200.8	-88	-88	0	30	D
2012/13-5	MO-FIL	matrix spike	5/7/2013	Metal	Beryllium	Dissolved	=	49.4	µg/L	EPA 200.8	0.015	0.1			
2012/13-5	MO-FIL	matrix spike, rec	5/7/2013	Metal	Beryllium	Dissolved	=	99	%	EPA 200.8	-88	-88	70	130	
2012/13-5	MO-FIL	matrix spike dup	5/7/2013	Metal	Beryllium	Dissolved	=	48.9	µg/L	EPA 200.8	0.015	0.1			

Appendix F
Laboratory QA/QC Analysis Results

Event ID	Site ID	QAQC Sample Type	Analysis Date	Classification	Constituent	Fraction	Sign	Result	Units	Method	MDL	RL	QA Limit		DQOComp
													Min	Max	
2012/13-5	MO-FIL	matrix spike dup, rec	5/7/2013	Metal	Beryllium	Dissolved	=	98	%	EPA 200.8	-88	-88	70	130	
2012/13-5	MO-FIL	matrix spike, RPD	5/7/2013	Metal	Beryllium	Dissolved	=	1	%	EPA 200.8	-88	-88	0	30	
2012/13-5	MO-OJA	matrix spike	5/14/2013	Metal	Beryllium	Dissolved	=	47.5	µg/L	EPA 200.8	0.015	0.1			
2012/13-5	MO-OJA	matrix spike, rec	5/14/2013	Metal	Beryllium	Dissolved	=	95	%	EPA 200.8	-88	-88	70	130	
2012/13-5	MO-OJA	matrix spike dup	5/14/2013	Metal	Beryllium	Dissolved	=	46	µg/L	EPA 200.8	0.015	0.1			
2012/13-5	MO-OJA	matrix spike dup, rec	5/14/2013	Metal	Beryllium	Dissolved	=	92	%	EPA 200.8	-88	-88	70	130	
2012/13-5	MO-OJA	matrix spike, RPD	5/14/2013	Metal	Beryllium	Dissolved	=	3	%	EPA 200.8	-88	-88	0	30	
2012/13-5	Lab	method blank	5/7/2013	Metal	Beryllium	Total	<	0.015	µg/L	EPA 200.8	0.015	0.1			
2012/13-5	Lab	LCS	5/7/2013	Metal	Beryllium	Total	=	48.2	µg/L	EPA 200.8	0.015	0.1			
2012/13-5	Lab	LCS, rec	5/7/2013	Metal	Beryllium	Total	=	96	%	EPA 200.8	-88	-88	85	115	
2012/13-5	Lab	method blank	5/14/2013	Metal	Beryllium	Total	<	0.015	µg/L	EPA 200.8	0.015	0.1			
2012/13-5	Lab	LCS	5/14/2013	Metal	Beryllium	Total	=	47.4	µg/L	EPA 200.8	0.015	0.1			
2012/13-5	Lab	LCS, rec	5/14/2013	Metal	Beryllium	Total	=	95	%	EPA 200.8	-88	-88	85	115	
2012/13-5	Lab	method blank	6/15/2013	Metal	Beryllium	Total	<	0.015	µg/L	EPA 200.8	0.015	0.1			
2012/13-5	Lab	LCS	6/15/2013	Metal	Beryllium	Total	=	191	µg/L	EPA 200.8	0.075	0.5			D
2012/13-5	Lab	LCS, rec	6/15/2013	Metal	Beryllium	Total	=	96	%	EPA 200.8	-88	-88	85	115	D
2012/13-5	ME-CC	matrix spike	6/15/2013	Metal	Beryllium	Total	=	218	µg/L	EPA 200.8	0.075	0.5			D
2012/13-5	ME-CC	matrix spike, rec	6/15/2013	Metal	Beryllium	Total	=	87	%	EPA 200.8	-88	-88	70	130	D
2012/13-5	ME-CC	matrix spike dup	6/15/2013	Metal	Beryllium	Total	=	221	µg/L	EPA 200.8	0.075	0.5			D
2012/13-5	ME-CC	matrix spike dup, rec	6/15/2013	Metal	Beryllium	Total	=	88	%	EPA 200.8	-88	-88	70	130	D
2012/13-5	ME-CC	matrix spike, RPD	6/15/2013	Metal	Beryllium	Total	=	1	%	EPA 200.8	-88	-88	0	30	D
2012/13-5	MO-FIL	matrix spike	5/7/2013	Metal	Beryllium	Total	=	49.4	µg/L	EPA 200.8	0.015	0.1			
2012/13-5	MO-FIL	matrix spike, rec	5/7/2013	Metal	Beryllium	Total	=	99	%	EPA 200.8	-88	-88	70	130	
2012/13-5	MO-FIL	matrix spike dup	5/7/2013	Metal	Beryllium	Total	=	48.9	µg/L	EPA 200.8	0.015	0.1			
2012/13-5	MO-FIL	matrix spike dup, rec	5/7/2013	Metal	Beryllium	Total	=	98	%	EPA 200.8	-88	-88	70	130	
2012/13-5	MO-FIL	matrix spike, RPD	5/7/2013	Metal	Beryllium	Total	=	1	%	EPA 200.8	-88	-88	0	30	
2012/13-5	MO-OJA	matrix spike	5/14/2013	Metal	Beryllium	Total	=	47.5	µg/L	EPA 200.8	0.015	0.1			
2012/13-5	MO-OJA	matrix spike, rec	5/14/2013	Metal	Beryllium	Total	=	95	%	EPA 200.8	-88	-88	70	130	
2012/13-5	MO-OJA	matrix spike dup	5/14/2013	Metal	Beryllium	Total	=	46	µg/L	EPA 200.8	0.015	0.1			
2012/13-5	MO-OJA	matrix spike dup, rec	5/14/2013	Metal	Beryllium	Total	=	92	%	EPA 200.8	-88	-88	70	130	
2012/13-5	MO-OJA	matrix spike, RPD	5/14/2013	Metal	Beryllium	Total	=	3	%	EPA 200.8	-88	-88	0	30	
2012/13-5	Lab	method blank	5/7/2013	Metal	Cadmium	Dissolved	<	0.017	µg/L	EPA 200.8	0.017	0.1			
2012/13-5	Lab	LCS	5/7/2013	Metal	Cadmium	Dissolved	=	48	µg/L	EPA 200.8	0.017	0.1			
2012/13-5	Lab	LCS, rec	5/7/2013	Metal	Cadmium	Dissolved	=	96	%	EPA 200.8	-88	-88	85	115	
2012/13-5	Lab	method blank	5/14/2013	Metal	Cadmium	Dissolved	<	0.017	µg/L	EPA 200.8	0.017	0.1			
2012/13-5	Lab	LCS	5/14/2013	Metal	Cadmium	Dissolved	=	49.2	µg/L	EPA 200.8	0.017	0.1			
2012/13-5	Lab	LCS, rec	5/14/2013	Metal	Cadmium	Dissolved	=	98	%	EPA 200.8	-88	-88	85	115	
2012/13-5	Lab	method blank	6/15/2013	Metal	Cadmium	Dissolved	<	0.017	µg/L	EPA 200.8	0.017	0.1			
2012/13-5	Lab	LCS	6/15/2013	Metal	Cadmium	Dissolved	=	196	µg/L	EPA 200.8	0.085	0.5			D
2012/13-5	Lab	LCS, rec	6/15/2013	Metal	Cadmium	Dissolved	=	98	%	EPA 200.8	-88	-88	85	115	D
2012/13-5	ME-CC	matrix spike	6/15/2013	Metal	Cadmium	Dissolved	=	222	µg/L	EPA 200.8	0.085	0.5			D
2012/13-5	ME-CC	matrix spike, rec	6/15/2013	Metal	Cadmium	Dissolved	=	89	%	EPA 200.8	-88	-88	70	130	D
2012/13-5	ME-CC	matrix spike dup	6/15/2013	Metal	Cadmium	Dissolved	=	219	µg/L	EPA 200.8	0.085	0.5			D
2012/13-5	ME-CC	matrix spike dup, rec	6/15/2013	Metal	Cadmium	Dissolved	=	88	%	EPA 200.8	-88	-88	70	130	D
2012/13-5	ME-CC	matrix spike, RPD	6/15/2013	Metal	Cadmium	Dissolved	=	1	%	EPA 200.8	-88	-88	0	30	D
2012/13-5	MO-OJA	matrix spike	5/14/2013	Metal	Cadmium	Dissolved	=	42.7	µg/L	EPA 200.8	0.017	0.1			
2012/13-5	MO-OJA	matrix spike, rec	5/14/2013	Metal	Cadmium	Dissolved	=	85	%	EPA 200.8	-88	-88	70	130	

Appendix F
Laboratory QA/QC Analysis Results

Event ID	Site ID	QAQC Sample Type	Analysis Date	Classification	Constituent	Fraction	Sign	Result	Units	Method	MDL	RL	QA Limit		DQOComp
													Min	Max	
2012/13-5	MO-OJA	matrix spike dup	5/14/2013	Metal	Cadmium	Dissolved	=	43.5	µg/L	EPA 200.8	0.017	0.1			
2012/13-5	MO-OJA	matrix spike dup, rec	5/14/2013	Metal	Cadmium	Dissolved	=	87	%	EPA 200.8	-88	-88	70	130	
2012/13-5	MO-OJA	matrix spike, RPD	5/14/2013	Metal	Cadmium	Dissolved	=	2	%	EPA 200.8	-88	-88	0	30	
2012/13-5	Lab	method blank	5/7/2013	Metal	Cadmium	Total	<	0.017	µg/L	EPA 200.8	0.017	0.1			
2012/13-5	Lab	LCS	5/7/2013	Metal	Cadmium	Total	=	48	µg/L	EPA 200.8	0.017	0.1			
2012/13-5	Lab	LCS, rec	5/7/2013	Metal	Cadmium	Total	=	96	%	EPA 200.8	-88	-88	85	115	
2012/13-5	Lab	method blank	5/14/2013	Metal	Cadmium	Total	<	0.017	µg/L	EPA 200.8	0.017	0.1			
2012/13-5	Lab	LCS	5/14/2013	Metal	Cadmium	Total	=	49.2	µg/L	EPA 200.8	0.017	0.1			
2012/13-5	Lab	LCS, rec	5/14/2013	Metal	Cadmium	Total	=	98	%	EPA 200.8	-88	-88	85	115	
2012/13-5	Lab	method blank	6/15/2013	Metal	Cadmium	Total	<	0.017	µg/L	EPA 200.8	0.017	0.1			
2012/13-5	Lab	LCS	6/15/2013	Metal	Cadmium	Total	=	196	µg/L	EPA 200.8	0.085	0.5			D
2012/13-5	Lab	LCS, rec	6/15/2013	Metal	Cadmium	Total	=	98	%	EPA 200.8	-88	-88	85	115	D
2012/13-5	ME-CC	matrix spike	6/15/2013	Metal	Cadmium	Total	=	222	µg/L	EPA 200.8	0.085	0.5			D
2012/13-5	ME-CC	matrix spike, rec	6/15/2013	Metal	Cadmium	Total	=	89	%	EPA 200.8	-88	-88	70	130	D
2012/13-5	ME-CC	matrix spike dup	6/15/2013	Metal	Cadmium	Total	=	219	µg/L	EPA 200.8	0.085	0.5			D
2012/13-5	ME-CC	matrix spike dup, rec	6/15/2013	Metal	Cadmium	Total	=	88	%	EPA 200.8	-88	-88	70	130	D
2012/13-5	ME-CC	matrix spike, RPD	6/15/2013	Metal	Cadmium	Total	=	1	%	EPA 200.8	-88	-88	0	30	D
2012/13-5	MO-FIL	matrix spike	5/7/2013	Metal	Cadmium	Total	=	44.3	µg/L	EPA 200.8	0.017	0.1			
2012/13-5	MO-FIL	matrix spike, rec	5/7/2013	Metal	Cadmium	Total	=	88	%	EPA 200.8	-88	-88	70	130	
2012/13-5	MO-FIL	matrix spike dup	5/7/2013	Metal	Cadmium	Total	=	44.2	µg/L	EPA 200.8	0.017	0.1			
2012/13-5	MO-FIL	matrix spike dup, rec	5/7/2013	Metal	Cadmium	Total	=	88	%	EPA 200.8	-88	-88	70	130	
2012/13-5	MO-FIL	matrix spike, RPD	5/7/2013	Metal	Cadmium	Total	=	0.2	%	EPA 200.8	-88	-88	0	30	
2012/13-5	MO-OJA	matrix spike	5/14/2013	Metal	Cadmium	Total	=	42.7	µg/L	EPA 200.8	0.017	0.1			
2012/13-5	MO-OJA	matrix spike, rec	5/14/2013	Metal	Cadmium	Total	=	85	%	EPA 200.8	-88	-88	70	130	
2012/13-5	MO-OJA	matrix spike dup	5/14/2013	Metal	Cadmium	Total	=	43.5	µg/L	EPA 200.8	0.017	0.1			
2012/13-5	MO-OJA	matrix spike dup, rec	5/14/2013	Metal	Cadmium	Total	=	87	%	EPA 200.8	-88	-88	70	130	
2012/13-5	MO-OJA	matrix spike, RPD	5/14/2013	Metal	Cadmium	Total	=	2	%	EPA 200.8	-88	-88	0	30	
2012/13-5	Lab	method blank	5/7/2013	Metal	Chromium	Dissolved	<	0.024	µg/L	EPA 200.8	0.024	0.2			
2012/13-5	Lab	LCS	5/7/2013	Metal	Chromium	Dissolved	=	49.6	µg/L	EPA 200.8	0.024	0.2			
2012/13-5	Lab	LCS, rec	5/7/2013	Metal	Chromium	Dissolved	=	99	%	EPA 200.8	-88	-88	85	115	
2012/13-5	Lab	method blank	5/14/2013	Metal	Chromium	Dissolved	DNQ	0.07	µg/L	EPA 200.8	0.024	0.2			
2012/13-5	Lab	LCS	5/14/2013	Metal	Chromium	Dissolved	=	48.9	µg/L	EPA 200.8	0.024	0.2			
2012/13-5	Lab	LCS, rec	5/14/2013	Metal	Chromium	Dissolved	=	98	%	EPA 200.8	-88	-88	85	115	
2012/13-5	Lab	method blank	6/15/2013	Metal	Chromium	Dissolved	DNQ	0.07	µg/L	EPA 200.8	0.024	0.2			IP
2012/13-5	Lab	LCS	6/15/2013	Metal	Chromium	Dissolved	=	198	µg/L	EPA 200.8	0.12	1			D
2012/13-5	Lab	LCS, rec	6/15/2013	Metal	Chromium	Dissolved	=	99	%	EPA 200.8	-88	-88	85	115	D
2012/13-5	ME-CC	matrix spike	6/15/2013	Metal	Chromium	Dissolved	=	227	µg/L	EPA 200.8	0.12	1			D
2012/13-5	ME-CC	matrix spike, rec	6/15/2013	Metal	Chromium	Dissolved	=	91	%	EPA 200.8	-88	-88	70	130	D
2012/13-5	ME-CC	matrix spike dup	6/15/2013	Metal	Chromium	Dissolved	=	224	µg/L	EPA 200.8	0.12	1			D
2012/13-5	ME-CC	matrix spike dup, rec	6/15/2013	Metal	Chromium	Dissolved	=	90	%	EPA 200.8	-88	-88	70	130	D
2012/13-5	ME-CC	matrix spike, RPD	6/15/2013	Metal	Chromium	Dissolved	=	1	%	EPA 200.8	-88	-88	0	30	D
2012/13-5	MO-OJA	matrix spike	5/14/2013	Metal	Chromium	Dissolved	=	45.6	µg/L	EPA 200.8	0.024	0.2			
2012/13-5	MO-OJA	matrix spike, rec	5/14/2013	Metal	Chromium	Dissolved	=	91	%	EPA 200.8	-88	-88	70	130	
2012/13-5	MO-OJA	matrix spike dup	5/14/2013	Metal	Chromium	Dissolved	=	46	µg/L	EPA 200.8	0.024	0.2			
2012/13-5	MO-OJA	matrix spike dup, rec	5/14/2013	Metal	Chromium	Dissolved	=	92	%	EPA 200.8	-88	-88	70	130	
2012/13-5	MO-OJA	matrix spike, RPD	5/14/2013	Metal	Chromium	Dissolved	=	0.7	%	EPA 200.8	-88	-88	0	30	
2012/13-5	Lab	method blank	5/7/2013	Metal	Chromium	Total	<	0.024	µg/L	EPA 200.8	0.024	0.2			

Appendix F
Laboratory QA/QC Analysis Results

Event ID	Site ID	QAQC Sample Type	Analysis Date	Classification	Constituent	Fraction	Sign	Result	Units	Method	MDL	RL	QA Limit		DQOComp
													Min	Max	
2012/13-5	Lab	LCS	5/7/2013	Metal	Chromium	Total	=	49.6	µg/L	EPA 200.8	0.024	0.2			
2012/13-5	Lab	LCS, rec	5/7/2013	Metal	Chromium	Total	=	99	%	EPA 200.8	-88	-88	85	115	
2012/13-5	Lab	method blank	5/14/2013	Metal	Chromium	Total	<	0.024	µg/L	EPA 200.8	0.024	0.2			
2012/13-5	Lab	LCS	5/14/2013	Metal	Chromium	Total	=	48.9	µg/L	EPA 200.8	0.024	0.2			
2012/13-5	Lab	LCS, rec	5/14/2013	Metal	Chromium	Total	=	98	%	EPA 200.8	-88	-88	85	115	
2012/13-5	Lab	method blank	6/15/2013	Metal	Chromium	Total	<	0.024	µg/L	EPA 200.8	0.024	0.2			
2012/13-5	Lab	LCS	6/15/2013	Metal	Chromium	Total	=	198	µg/L	EPA 200.8	0.12	1			D
2012/13-5	Lab	LCS, rec	6/15/2013	Metal	Chromium	Total	=	99	%	EPA 200.8	-88	-88	85	115	D
2012/13-5	ME-CC	matrix spike	6/15/2013	Metal	Chromium	Total	=	227	µg/L	EPA 200.8	0.12	1			D
2012/13-5	ME-CC	matrix spike, rec	6/15/2013	Metal	Chromium	Total	=	91	%	EPA 200.8	-88	-88	70	130	D
2012/13-5	ME-CC	matrix spike dup	6/15/2013	Metal	Chromium	Total	=	224	µg/L	EPA 200.8	0.12	1			D
2012/13-5	ME-CC	matrix spike dup, rec	6/15/2013	Metal	Chromium	Total	=	90	%	EPA 200.8	-88	-88	70	130	D
2012/13-5	ME-CC	matrix spike, RPD	6/15/2013	Metal	Chromium	Total	=	1	%	EPA 200.8	-88	-88	0	30	D
2012/13-5	MO-FIL	matrix spike	5/7/2013	Metal	Chromium	Total	=	47.2	µg/L	EPA 200.8	0.024	0.2			
2012/13-5	MO-FIL	matrix spike, rec	5/7/2013	Metal	Chromium	Total	=	93	%	EPA 200.8	-88	-88	70	130	
2012/13-5	MO-FIL	matrix spike dup	5/7/2013	Metal	Chromium	Total	=	46.8	µg/L	EPA 200.8	0.024	0.2			
2012/13-5	MO-FIL	matrix spike dup, rec	5/7/2013	Metal	Chromium	Total	=	92	%	EPA 200.8	-88	-88	70	130	
2012/13-5	MO-FIL	matrix spike, RPD	5/7/2013	Metal	Chromium	Total	=	0.8	%	EPA 200.8	-88	-88	0	30	
2012/13-5	MO-OJA	matrix spike	5/14/2013	Metal	Chromium	Total	=	45.6	µg/L	EPA 200.8	0.024	0.2			
2012/13-5	MO-OJA	matrix spike, rec	5/14/2013	Metal	Chromium	Total	=	91	%	EPA 200.8	-88	-88	70	130	
2012/13-5	MO-OJA	matrix spike dup	5/14/2013	Metal	Chromium	Total	=	46	µg/L	EPA 200.8	0.024	0.2			
2012/13-5	MO-OJA	matrix spike dup, rec	5/14/2013	Metal	Chromium	Total	=	92	%	EPA 200.8	-88	-88	70	130	
2012/13-5	MO-OJA	matrix spike, RPD	5/14/2013	Metal	Chromium	Total	=	0.7	%	EPA 200.8	-88	-88	0	30	
2012/13-5	000NONPJ	matrix spike	5/3/2013	Metal	Chromium VI	n/a	=	6.52	µg/L	EPA 218.6	0.0059	0.3			
2012/13-5	000NONPJ	matrix spike dup	5/3/2013	Metal	Chromium VI	n/a	=	6.65	µg/L	EPA 218.6	0.0059	0.3			
2012/13-5	000NONPJ	matrix spike dup, rec	5/3/2013	Metal	Chromium VI	n/a	=	106	%	EPA 218.6	-88	-88	88	112	
2012/13-5	000NONPJ	matrix spike, rec	5/3/2013	Metal	Chromium VI	n/a	=	104	%	EPA 218.6	-88	-88	88	112	
2012/13-5	000NONPJ	matrix spike, RPD	5/3/2013	Metal	Chromium VI	n/a	=	2	%	EPA 218.6	-88	-88	0	10	
2012/13-5	000NONPJ	matrix spike	5/29/2013	Metal	Chromium VI	n/a	=	6.05	µg/L	EPA 218.6	0.0059	0.3			
2012/13-5	000NONPJ	matrix spike dup	5/29/2013	Metal	Chromium VI	n/a	=	5.2	µg/L	EPA 218.6	0.0059	0.3			
2012/13-5	000NONPJ	matrix spike dup, rec	5/29/2013	Metal	Chromium VI	n/a	=	90	%	EPA 218.6	-88	-88	88	112	
2012/13-5	000NONPJ	matrix spike, rec	5/29/2013	Metal	Chromium VI	n/a	=	107	%	EPA 218.6	-88	-88	88	112	
2012/13-5	000NONPJ	matrix spike, RPD	5/29/2013	Metal	Chromium VI	n/a	=	15	%	EPA 218.6	-88	-88	0	10	IL
2012/13-5	Lab	LCS	4/25/2013	Metal	Chromium VI	n/a	=	5.43	µg/L	EPA 218.6	0.0059	0.3			
2012/13-5	Lab	LCS, rec	4/25/2013	Metal	Chromium VI	n/a	=	109	%	EPA 218.6	-88	-88	90	110	
2012/13-5	Lab	method blank	4/25/2013	Metal	Chromium VI	n/a	<	0.0059	µg/L	EPA 218.6	0.0059	0.3			
2012/13-5	Lab	LCS	5/3/2013	Metal	Chromium VI	n/a	=	5.15	µg/L	EPA 218.6	0.0059	0.3			
2012/13-5	Lab	LCS, rec	5/3/2013	Metal	Chromium VI	n/a	=	103	%	EPA 218.6	-88	-88	90	110	
2012/13-5	Lab	method blank	5/3/2013	Metal	Chromium VI	n/a	<	0.0059	µg/L	EPA 218.6	0.0059	0.3			
2012/13-5	Lab	LCS	5/29/2013	Metal	Chromium VI	n/a	=	4.88	µg/L	EPA 218.6	0.0059	0.3			
2012/13-5	Lab	LCS, rec	5/29/2013	Metal	Chromium VI	n/a	=	98	%	EPA 218.6	-88	-88	90	110	
2012/13-5	Lab	method blank	5/29/2013	Metal	Chromium VI	n/a	<	0.0059	µg/L	EPA 218.6	0.0059	0.3			
2012/13-5	ME-CC	matrix spike	5/29/2013	Metal	Chromium VI	n/a	=	5.87	µg/L	EPA 218.6	0.0059	0.3			
2012/13-5	ME-CC	matrix spike dup	5/29/2013	Metal	Chromium VI	n/a	=	5.39	µg/L	EPA 218.6	0.0059	0.3			
2012/13-5	ME-CC	matrix spike dup, rec	5/29/2013	Metal	Chromium VI	n/a	=	102	%	EPA 218.6	-88	-88	88	112	
2012/13-5	ME-CC	matrix spike, rec	5/29/2013	Metal	Chromium VI	n/a	=	112	%	EPA 218.6	-88	-88	88	112	
2012/13-5	ME-CC	matrix spike, RPD	5/29/2013	Metal	Chromium VI	n/a	=	9	%	EPA 218.6	-88	-88	0	10	

Appendix F
Laboratory QA/QC Analysis Results

Event ID	Site ID	QAQC Sample Type	Analysis Date	Classification	Constituent	Fraction	Sign	Result	Units	Method	MDL	RL	QA Limit		DQOComp
													Min	Max	
2012/13-5	ME-SCR	matrix spike	4/25/2013	Metal	Chromium VI	n/a	=	4.94	µg/L	EPA 218.6	0.0059	0.3			
2012/13-5	ME-SCR	matrix spike dup	4/25/2013	Metal	Chromium VI	n/a	=	4.93	µg/L	EPA 218.6	0.0059	0.3			
2012/13-5	ME-SCR	matrix spike dup, rec	4/25/2013	Metal	Chromium VI	n/a	=	98	%	EPA 218.6	-88	-88	88	112	
2012/13-5	ME-SCR	matrix spike, rec	4/25/2013	Metal	Chromium VI	n/a	=	98	%	EPA 218.6	-88	-88	88	112	
2012/13-5	ME-SCR	matrix spike, RPD	4/25/2013	Metal	Chromium VI	n/a	=	0.2	%	EPA 218.6	-88	-88	0	10	
2012/13-5	MO-OJA	matrix spike	5/3/2013	Metal	Chromium VI	n/a	=	5.57	µg/L	EPA 218.6	0.0059	0.3			
2012/13-5	MO-OJA	matrix spike dup	5/3/2013	Metal	Chromium VI	n/a	=	5.5	µg/L	EPA 218.6	0.0059	0.3			
2012/13-5	MO-OJA	matrix spike dup, rec	5/3/2013	Metal	Chromium VI	n/a	=	106	%	EPA 218.6	-88	-88	88	112	
2012/13-5	MO-OJA	matrix spike, rec	5/3/2013	Metal	Chromium VI	n/a	=	108	%	EPA 218.6	-88	-88	88	112	
2012/13-5	MO-OJA	matrix spike, RPD	5/3/2013	Metal	Chromium VI	n/a	=	1	%	EPA 218.6	-88	-88	0	10	
2012/13-5	Lab	method blank	5/7/2013	Metal	Copper	Dissolved	DNQ	0.13	µg/L	EPA 200.8	0.036	0.5			
2012/13-5	Lab	LCS	5/7/2013	Metal	Copper	Dissolved	=	51.7	µg/L	EPA 200.8	0.036	0.5			
2012/13-5	Lab	LCS, rec	5/7/2013	Metal	Copper	Dissolved	=	103	%	EPA 200.8	-88	-88	85	115	
2012/13-5	Lab	method blank	5/14/2013	Metal	Copper	Dissolved	<	0.036	µg/L	EPA 200.8	0.036	0.5			
2012/13-5	Lab	LCS	5/14/2013	Metal	Copper	Dissolved	=	51.1	µg/L	EPA 200.8	0.036	0.5			
2012/13-5	Lab	LCS, rec	5/14/2013	Metal	Copper	Dissolved	=	102	%	EPA 200.8	-88	-88	85	115	
2012/13-5	Lab	method blank	6/15/2013	Metal	Copper	Dissolved	DNQ	0.14	µg/L	EPA 200.8	0.036	0.5			IP
2012/13-5	Lab	LCS	6/15/2013	Metal	Copper	Dissolved	=	196	µg/L	EPA 200.8	0.18	2.5			D
2012/13-5	Lab	LCS, rec	6/15/2013	Metal	Copper	Dissolved	=	98	%	EPA 200.8	-88	-88	85	115	D
2012/13-5	ME-CC	matrix spike	6/15/2013	Metal	Copper	Dissolved	=	216	µg/L	EPA 200.8	0.18	2.5			D
2012/13-5	ME-CC	matrix spike, rec	6/15/2013	Metal	Copper	Dissolved	=	85	%	EPA 200.8	-88	-88	70	130	D
2012/13-5	ME-CC	matrix spike dup	6/15/2013	Metal	Copper	Dissolved	=	212	µg/L	EPA 200.8	0.18	2.5			D
2012/13-5	ME-CC	matrix spike dup, rec	6/15/2013	Metal	Copper	Dissolved	=	84	%	EPA 200.8	-88	-88	70	130	D
2012/13-5	ME-CC	matrix spike, RPD	6/15/2013	Metal	Copper	Dissolved	=	2	%	EPA 200.8	-88	-88	0	30	D
2012/13-5	MO-OJA	matrix spike	5/14/2013	Metal	Copper	Dissolved	=	42.3	µg/L	EPA 200.8	0.036	0.5			
2012/13-5	MO-OJA	matrix spike, rec	5/14/2013	Metal	Copper	Dissolved	=	82	%	EPA 200.8	-88	-88	70	130	
2012/13-5	MO-OJA	matrix spike dup	5/14/2013	Metal	Copper	Dissolved	=	42.7	µg/L	EPA 200.8	0.036	0.5			
2012/13-5	MO-OJA	matrix spike dup, rec	5/14/2013	Metal	Copper	Dissolved	=	83	%	EPA 200.8	-88	-88	70	130	
2012/13-5	MO-OJA	matrix spike, RPD	5/14/2013	Metal	Copper	Dissolved	=	1	%	EPA 200.8	-88	-88	0	30	
2012/13-5	Lab	method blank	5/7/2013	Metal	Copper	Total	<	0.036	µg/L	EPA 200.8	0.036	0.5			
2012/13-5	Lab	LCS	5/7/2013	Metal	Copper	Total	=	51.7	µg/L	EPA 200.8	0.036	0.5			
2012/13-5	Lab	LCS, rec	5/7/2013	Metal	Copper	Total	=	103	%	EPA 200.8	-88	-88	85	115	
2012/13-5	Lab	method blank	5/14/2013	Metal	Copper	Total	DNQ	0.49	µg/L	EPA 200.8	0.036	0.5			
2012/13-5	Lab	LCS	5/14/2013	Metal	Copper	Total	=	51.1	µg/L	EPA 200.8	0.036	0.5			
2012/13-5	Lab	LCS, rec	5/14/2013	Metal	Copper	Total	=	102	%	EPA 200.8	-88	-88	85	115	
2012/13-5	Lab	method blank	6/15/2013	Metal	Copper	Total	DNQ	0.08	µg/L	EPA 200.8	0.036	0.5			IP
2012/13-5	Lab	LCS	6/15/2013	Metal	Copper	Total	=	196	µg/L	EPA 200.8	0.18	2.5			D
2012/13-5	Lab	LCS, rec	6/15/2013	Metal	Copper	Total	=	98	%	EPA 200.8	-88	-88	85	115	D
2012/13-5	ME-CC	matrix spike	6/15/2013	Metal	Copper	Total	=	216	µg/L	EPA 200.8	0.18	2.5			D
2012/13-5	ME-CC	matrix spike, rec	6/15/2013	Metal	Copper	Total	=	85	%	EPA 200.8	-88	-88	70	130	D
2012/13-5	ME-CC	matrix spike dup	6/15/2013	Metal	Copper	Total	=	212	µg/L	EPA 200.8	0.18	2.5			D
2012/13-5	ME-CC	matrix spike dup, rec	6/15/2013	Metal	Copper	Total	=	84	%	EPA 200.8	-88	-88	70	130	D
2012/13-5	ME-CC	matrix spike, RPD	6/15/2013	Metal	Copper	Total	=	2	%	EPA 200.8	-88	-88	0	30	D
2012/13-5	MO-FIL	matrix spike	5/7/2013	Metal	Copper	Total	=	45.2	µg/L	EPA 200.8	0.036	0.5			
2012/13-5	MO-FIL	matrix spike, rec	5/7/2013	Metal	Copper	Total	=	85	%	EPA 200.8	-88	-88	70	130	
2012/13-5	MO-FIL	matrix spike dup	5/7/2013	Metal	Copper	Total	=	44.5	µg/L	EPA 200.8	0.036	0.5			
2012/13-5	MO-FIL	matrix spike dup, rec	5/7/2013	Metal	Copper	Total	=	83	%	EPA 200.8	-88	-88	70	130	

Appendix F
Laboratory QA/QC Analysis Results

Event ID	Site ID	QAQC Sample Type	Analysis Date	Classification	Constituent	Fraction	Sign	Result	Units	Method	MDL	RL	QA Limit		DQOComp
													Min	Max	
2012/13-5	MO-FIL	matrix spike, RPD	5/7/2013	Metal	Copper	Total	=	1	%	EPA 200.8	-88	-88	0	30	
2012/13-5	MO-OJA	matrix spike	5/14/2013	Metal	Copper	Total	=	42.3	µg/L	EPA 200.8	0.036	0.5			
2012/13-5	MO-OJA	matrix spike, rec	5/14/2013	Metal	Copper	Total	=	82	%	EPA 200.8	-88	-88	70	130	
2012/13-5	MO-OJA	matrix spike dup	5/14/2013	Metal	Copper	Total	=	42.7	µg/L	EPA 200.8	0.036	0.5			
2012/13-5	MO-OJA	matrix spike dup, rec	5/14/2013	Metal	Copper	Total	=	83	%	EPA 200.8	-88	-88	70	130	
2012/13-5	MO-OJA	matrix spike, RPD	5/14/2013	Metal	Copper	Total	=	1	%	EPA 200.8	-88	-88	0	30	
2012/13-5	Lab	method blank	5/6/2013	Metal	Iron	Dissolved	<	1.1	µg/L	EPA 200.7	1.1	10			
2012/13-5	Lab	LCS	5/6/2013	Metal	Iron	Dissolved	=	185	µg/L	EPA 200.7	1.1	10			
2012/13-5	Lab	LCS, rec	5/6/2013	Metal	Iron	Dissolved	=	92	%	EPA 200.7	-88	-88	85	115	
2012/13-5	Lab	method blank	5/14/2013	Metal	Iron	Dissolved	<	1.1	µg/L	EPA 200.7	1.1	10			
2012/13-5	Lab	LCS	5/14/2013	Metal	Iron	Dissolved	=	176	µg/L	EPA 200.7	1.1	10			
2012/13-5	Lab	LCS, rec	5/14/2013	Metal	Iron	Dissolved	=	88	%	EPA 200.7	-88	-88	85	115	
2012/13-5	Lab	method blank	6/19/2013	Metal	Iron	Dissolved	<	1.1	µg/L	EPA 200.7	1.1	10			
2012/13-5	Lab	LCS	6/19/2013	Metal	Iron	Dissolved	=	186	µg/L	EPA 200.7	1.1	10			
2012/13-5	Lab	LCS, rec	6/19/2013	Metal	Iron	Dissolved	=	93	%	EPA 200.7	-88	-88	85	115	
2012/13-5	000NONPJ	matrix spike	5/14/2013	Metal	Iron	Total	=	15000	µg/L	EPA 200.7	1.1	10			GB
2012/13-5	000NONPJ	matrix spike, rec	5/14/2013	Metal	Iron	Total	=	-185	%	EPA 200.7	-88	-88	70	130	GB
2012/13-5	000NONPJ	matrix spike dup	5/14/2013	Metal	Iron	Total	=	15200	µg/L	EPA 200.7	1.1	10			GB
2012/13-5	000NONPJ	matrix spike dup, rec	5/14/2013	Metal	Iron	Total	=	-83	%	EPA 200.7	-88	-88	70	130	GB
2012/13-5	000NONPJ	matrix spike, RPD	5/14/2013	Metal	Iron	Total	=	1	%	EPA 200.7	-88	-88	0	30	
2012/13-5	Lab	method blank	5/6/2013	Metal	Iron	Total	<	1.1	µg/L	EPA 200.7	1.1	10			
2012/13-5	Lab	LCS	5/6/2013	Metal	Iron	Total	=	185	µg/L	EPA 200.7	1.1	10			
2012/13-5	Lab	LCS, rec	5/6/2013	Metal	Iron	Total	=	92	%	EPA 200.7	-88	-88	85	115	
2012/13-5	Lab	method blank	5/14/2013	Metal	Iron	Total	<	1.1	µg/L	EPA 200.7	1.1	10			
2012/13-5	Lab	LCS	5/14/2013	Metal	Iron	Total	=	176	µg/L	EPA 200.7	1.1	10			
2012/13-5	Lab	LCS, rec	5/14/2013	Metal	Iron	Total	=	88	%	EPA 200.7	-88	-88	85	115	
2012/13-5	Lab	method blank	6/19/2013	Metal	Iron	Total	<	1.1	µg/L	EPA 200.7	1.1	10			
2012/13-5	Lab	LCS	6/19/2013	Metal	Iron	Total	=	186	µg/L	EPA 200.7	1.1	10			
2012/13-5	Lab	LCS, rec	6/19/2013	Metal	Iron	Total	=	93	%	EPA 200.7	-88	-88	85	115	
2012/13-5	ME-CC	matrix spike	6/19/2013	Metal	Iron	Total	=	359	µg/L	EPA 200.7	1.1	10			
2012/13-5	ME-CC	matrix spike, rec	6/19/2013	Metal	Iron	Total	=	97	%	EPA 200.7	-88	-88	70	130	
2012/13-5	ME-CC	matrix spike dup	6/19/2013	Metal	Iron	Total	=	372	µg/L	EPA 200.7	1.1	10			
2012/13-5	ME-CC	matrix spike dup, rec	6/19/2013	Metal	Iron	Total	=	103	%	EPA 200.7	-88	-88	70	130	
2012/13-5	ME-CC	matrix spike, RPD	6/19/2013	Metal	Iron	Total	=	3	%	EPA 200.7	-88	-88	0	30	
2012/13-5	ME-SCR	matrix spike	5/6/2013	Metal	Iron	Total	=	277	µg/L	EPA 200.7	1.1	10			
2012/13-5	ME-SCR	matrix spike, rec	5/6/2013	Metal	Iron	Total	=	93	%	EPA 200.7	-88	-88	70	130	
2012/13-5	ME-SCR	matrix spike dup	5/6/2013	Metal	Iron	Total	=	318	µg/L	EPA 200.7	1.1	10			
2012/13-5	ME-SCR	matrix spike dup, rec	5/6/2013	Metal	Iron	Total	=	114	%	EPA 200.7	-88	-88	70	130	
2012/13-5	ME-SCR	matrix spike, RPD	5/6/2013	Metal	Iron	Total	=	14	%	EPA 200.7	-88	-88	0	30	
2012/13-5	MO-OJA	matrix spike	5/14/2013	Metal	Iron	Total	=	185	µg/L	EPA 200.7	1.1	10			
2012/13-5	MO-OJA	matrix spike, rec	5/14/2013	Metal	Iron	Total	=	89	%	EPA 200.7	-88	-88	70	130	
2012/13-5	MO-OJA	matrix spike dup	5/14/2013	Metal	Iron	Total	=	188	µg/L	EPA 200.7	1.1	10			
2012/13-5	MO-OJA	matrix spike dup, rec	5/14/2013	Metal	Iron	Total	=	91	%	EPA 200.7	-88	-88	70	130	
2012/13-5	MO-OJA	matrix spike, RPD	5/14/2013	Metal	Iron	Total	=	1	%	EPA 200.7	-88	-88	0	30	
2012/13-5	Lab	method blank	5/7/2013	Metal	Lead	Dissolved	<	0.024	µg/L	EPA 200.8	0.024	0.2			
2012/13-5	Lab	LCS	5/7/2013	Metal	Lead	Dissolved	=	51	µg/L	EPA 200.8	0.024	0.2			
2012/13-5	Lab	LCS, rec	5/7/2013	Metal	Lead	Dissolved	=	102	%	EPA 200.8	-88	-88	85	115	

Appendix F
Laboratory QA/QC Analysis Results

Event ID	Site ID	QAQC Sample Type	Analysis Date	Classification	Constituent	Fraction	Sign	Result	Units	Method	MDL	RL	QA Limit		DQOComp
													Min	Max	
2012/13-5	Lab	method blank	5/14/2013	Metal	Lead	Dissolved	<	0.024	µg/L	EPA 200.8	0.024	0.2			
2012/13-5	Lab	LCS	5/14/2013	Metal	Lead	Dissolved	=	48.6	µg/L	EPA 200.8	0.024	0.2			
2012/13-5	Lab	LCS, rec	5/14/2013	Metal	Lead	Dissolved	=	97	%	EPA 200.8	-88	-88	85	115	
2012/13-5	Lab	method blank	6/15/2013	Metal	Lead	Dissolved	<	0.024	µg/L	EPA 200.8	0.024	0.2			
2012/13-5	Lab	LCS	6/15/2013	Metal	Lead	Dissolved	=	192	µg/L	EPA 200.8	0.12	1			D
2012/13-5	Lab	LCS, rec	6/15/2013	Metal	Lead	Dissolved	=	96	%	EPA 200.8	-88	-88	85	115	D
2012/13-5	ME-CC	matrix spike	6/15/2013	Metal	Lead	Dissolved	=	228	µg/L	EPA 200.8	0.12	1			D
2012/13-5	ME-CC	matrix spike, rec	6/15/2013	Metal	Lead	Dissolved	=	91	%	EPA 200.8	-88	-88	70	130	D
2012/13-5	ME-CC	matrix spike dup	6/15/2013	Metal	Lead	Dissolved	=	227	µg/L	EPA 200.8	0.12	1			D
2012/13-5	ME-CC	matrix spike dup, rec	6/15/2013	Metal	Lead	Dissolved	=	91	%	EPA 200.8	-88	-88	70	130	D
2012/13-5	ME-CC	matrix spike, RPD	6/15/2013	Metal	Lead	Dissolved	=	0.7	%	EPA 200.8	-88	-88	0	30	D
2012/13-5	MO-OJA	matrix spike	5/14/2013	Metal	Lead	Dissolved	=	45	µg/L	EPA 200.8	0.024	0.2			
2012/13-5	MO-OJA	matrix spike, rec	5/14/2013	Metal	Lead	Dissolved	=	90	%	EPA 200.8	-88	-88	70	130	
2012/13-5	MO-OJA	matrix spike dup	5/14/2013	Metal	Lead	Dissolved	=	45.8	µg/L	EPA 200.8	0.024	0.2			
2012/13-5	MO-OJA	matrix spike dup, rec	5/14/2013	Metal	Lead	Dissolved	=	91	%	EPA 200.8	-88	-88	70	130	
2012/13-5	MO-OJA	matrix spike, RPD	5/14/2013	Metal	Lead	Dissolved	=	2	%	EPA 200.8	-88	-88	0	30	
2012/13-5	Lab	method blank	5/7/2013	Metal	Lead	Total	<	0.024	µg/L	EPA 200.8	0.024	0.2			
2012/13-5	Lab	LCS	5/7/2013	Metal	Lead	Total	=	51	µg/L	EPA 200.8	0.024	0.2			
2012/13-5	Lab	LCS, rec	5/7/2013	Metal	Lead	Total	=	102	%	EPA 200.8	-88	-88	85	115	
2012/13-5	Lab	method blank	5/14/2013	Metal	Lead	Total	<	0.024	µg/L	EPA 200.8	0.024	0.2			
2012/13-5	Lab	LCS	5/14/2013	Metal	Lead	Total	=	48.6	µg/L	EPA 200.8	0.024	0.2			
2012/13-5	Lab	LCS, rec	5/14/2013	Metal	Lead	Total	=	97	%	EPA 200.8	-88	-88	85	115	
2012/13-5	Lab	method blank	6/15/2013	Metal	Lead	Total	<	0.024	µg/L	EPA 200.8	0.024	0.2			
2012/13-5	Lab	LCS	6/15/2013	Metal	Lead	Total	=	192	µg/L	EPA 200.8	0.12	1			D
2012/13-5	Lab	LCS, rec	6/15/2013	Metal	Lead	Total	=	96	%	EPA 200.8	-88	-88	85	115	D
2012/13-5	ME-CC	matrix spike	6/15/2013	Metal	Lead	Total	=	228	µg/L	EPA 200.8	0.12	1			D
2012/13-5	ME-CC	matrix spike, rec	6/15/2013	Metal	Lead	Total	=	91	%	EPA 200.8	-88	-88	70	130	D
2012/13-5	ME-CC	matrix spike dup	6/15/2013	Metal	Lead	Total	=	227	µg/L	EPA 200.8	0.12	1			D
2012/13-5	ME-CC	matrix spike dup, rec	6/15/2013	Metal	Lead	Total	=	91	%	EPA 200.8	-88	-88	70	130	D
2012/13-5	ME-CC	matrix spike, RPD	6/15/2013	Metal	Lead	Total	=	0.7	%	EPA 200.8	-88	-88	0	30	D
2012/13-5	MO-FIL	matrix spike	5/7/2013	Metal	Lead	Total	=	45.5	µg/L	EPA 200.8	0.024	0.2			
2012/13-5	MO-FIL	matrix spike, rec	5/7/2013	Metal	Lead	Total	=	90	%	EPA 200.8	-88	-88	70	130	
2012/13-5	MO-FIL	matrix spike dup	5/7/2013	Metal	Lead	Total	=	45.2	µg/L	EPA 200.8	0.024	0.2			
2012/13-5	MO-FIL	matrix spike dup, rec	5/7/2013	Metal	Lead	Total	=	90	%	EPA 200.8	-88	-88	70	130	
2012/13-5	MO-FIL	matrix spike, RPD	5/7/2013	Metal	Lead	Total	=	0.6	%	EPA 200.8	-88	-88	0	30	
2012/13-5	MO-OJA	matrix spike	5/14/2013	Metal	Lead	Total	=	45	µg/L	EPA 200.8	0.024	0.2			
2012/13-5	MO-OJA	matrix spike, rec	5/14/2013	Metal	Lead	Total	=	90	%	EPA 200.8	-88	-88	70	130	
2012/13-5	MO-OJA	matrix spike dup	5/14/2013	Metal	Lead	Total	=	45.8	µg/L	EPA 200.8	0.024	0.2			
2012/13-5	MO-OJA	matrix spike dup, rec	5/14/2013	Metal	Lead	Total	=	91	%	EPA 200.8	-88	-88	70	130	
2012/13-5	MO-OJA	matrix spike, RPD	5/14/2013	Metal	Lead	Total	=	2	%	EPA 200.8	-88	-88	0	30	
2012/13-5	Lab	LCS	5/1/2013	Metal	Mercury	Dissolved	=	931	ng/L	EPA 245.1	3.9	50			
2012/13-5	Lab	LCS, rec	5/1/2013	Metal	Mercury	Dissolved	=	93	%	EPA 245.1	-88	-88	85	115	
2012/13-5	Lab	method blank	5/1/2013	Metal	Mercury	Dissolved	<	3.9	ng/L	EPA 245.1	3.9	50			
2012/13-5	Lab	method blank	5/1/2013	Metal	Mercury	Dissolved	DNQ	17	ng/L	EPA 245.1	3.9	50			
2012/13-5	Lab	LCS	5/8/2013	Metal	Mercury	Dissolved	=	964	ng/L	EPA 245.1	3.9	50			
2012/13-5	Lab	LCS, rec	5/8/2013	Metal	Mercury	Dissolved	=	96	%	EPA 245.1	-88	-88	85	115	
2012/13-5	Lab	method blank	5/8/2013	Metal	Mercury	Dissolved	<	3.9	ng/L	EPA 245.1	3.9	50			

Appendix F
Laboratory QA/QC Analysis Results

Event ID	Site ID	QAQC Sample Type	Analysis Date	Classification	Constituent	Fraction	Sign	Result	Units	Method	MDL	RL	QA Limit		DQOComp
													Min	Max	
2012/13-5	Lab	LCS	6/6/2013	Metal	Mercury	Dissolved	=	974	ng/L	EPA 245.1	3.9	50			
2012/13-5	Lab	LCS, rec	6/6/2013	Metal	Mercury	Dissolved	=	97	%	EPA 245.1	-88	-88	85	115	
2012/13-5	Lab	method blank	6/6/2013	Metal	Mercury	Dissolved	<	3.9	ng/L	EPA 245.1	3.9	50			
2012/13-5	ME-SCR	matrix spike	5/1/2013	Metal	Mercury	Dissolved	=	912	ng/L	EPA 245.1	3.9	50			
2012/13-5	ME-SCR	matrix spike dup	5/1/2013	Metal	Mercury	Dissolved	=	1080	ng/L	EPA 245.1	3.9	50			
2012/13-5	ME-SCR	matrix spike dup, rec	5/1/2013	Metal	Mercury	Dissolved	=	107	%	EPA 245.1	-88	-88	70	130	
2012/13-5	ME-SCR	matrix spike, rec	5/1/2013	Metal	Mercury	Dissolved	=	90	%	EPA 245.1	-88	-88	70	130	
2012/13-5	ME-SCR	matrix spike, RPD	5/1/2013	Metal	Mercury	Dissolved	=	17	%	EPA 245.1	-88	-88	0	20	
2012/13-5	MO-OJA	matrix spike	5/8/2013	Metal	Mercury	Dissolved	=	991	ng/L	EPA 245.1	3.9	50			
2012/13-5	MO-OJA	matrix spike dup	5/8/2013	Metal	Mercury	Dissolved	=	999	ng/L	EPA 245.1	3.9	50			
2012/13-5	MO-OJA	matrix spike dup, rec	5/8/2013	Metal	Mercury	Dissolved	=	100	%	EPA 245.1	-88	-88	70	130	
2012/13-5	MO-OJA	matrix spike, rec	5/8/2013	Metal	Mercury	Dissolved	=	99	%	EPA 245.1	-88	-88	70	130	
2012/13-5	MO-OJA	matrix spike, RPD	5/8/2013	Metal	Mercury	Dissolved	=	0.8	%	EPA 245.1	-88	-88	0	20	
2012/13-5	000NONPJ	matrix spike	6/6/2013	Metal	Mercury	Total	=	770	ng/L	EPA 245.1	3.9	50			
2012/13-5	000NONPJ	matrix spike dup	6/6/2013	Metal	Mercury	Total	=	724	ng/L	EPA 245.1	3.9	50			
2012/13-5	000NONPJ	matrix spike dup, rec	6/6/2013	Metal	Mercury	Total	=	72	%	EPA 245.1	-88	-88	70	130	
2012/13-5	000NONPJ	matrix spike, rec	6/6/2013	Metal	Mercury	Total	=	77	%	EPA 245.1	-88	-88	70	130	
2012/13-5	000NONPJ	matrix spike, RPD	6/6/2013	Metal	Mercury	Total	=	6	%	EPA 245.1	-88	-88	0	20	
2012/13-5	Lab	LCS	5/1/2013	Metal	Mercury	Total	=	931	ng/L	EPA 245.1	3.9	50			
2012/13-5	Lab	LCS, rec	5/1/2013	Metal	Mercury	Total	=	93	%	EPA 245.1	-88	-88	85	115	
2012/13-5	Lab	method blank	5/1/2013	Metal	Mercury	Total	<	3.9	ng/L	EPA 245.1	3.9	50			
2012/13-5	Lab	method blank	5/1/2013	Metal	Mercury	Total	DNQ	14	ng/L	EPA 245.1	3.9	50			
2012/13-5	Lab	LCS	5/8/2013	Metal	Mercury	Total	=	964	ng/L	EPA 245.1	3.9	50			
2012/13-5	Lab	LCS, rec	5/8/2013	Metal	Mercury	Total	=	96	%	EPA 245.1	-88	-88	85	115	
2012/13-5	Lab	method blank	5/8/2013	Metal	Mercury	Total	<	3.9	ng/L	EPA 245.1	3.9	50			
2012/13-5	Lab	LCS	6/6/2013	Metal	Mercury	Total	=	974	ng/L	EPA 245.1	3.9	50			
2012/13-5	Lab	LCS, rec	6/6/2013	Metal	Mercury	Total	=	97	%	EPA 245.1	-88	-88	85	115	
2012/13-5	Lab	method blank	6/6/2013	Metal	Mercury	Total	<	3.9	ng/L	EPA 245.1	3.9	50			
2012/13-5	ME-CC	matrix spike	6/6/2013	Metal	Mercury	Total	=	749	ng/L	EPA 245.1	3.9	50			
2012/13-5	ME-CC	matrix spike dup	6/6/2013	Metal	Mercury	Total	=	761	ng/L	EPA 245.1	3.9	50			
2012/13-5	ME-CC	matrix spike dup, rec	6/6/2013	Metal	Mercury	Total	=	76	%	EPA 245.1	-88	-88	70	130	
2012/13-5	ME-CC	matrix spike, rec	6/6/2013	Metal	Mercury	Total	=	75	%	EPA 245.1	-88	-88	70	130	
2012/13-5	ME-CC	matrix spike, RPD	6/6/2013	Metal	Mercury	Total	=	2	%	EPA 245.1	-88	-88	0	20	
2012/13-5	ME-SCR	matrix spike	5/1/2013	Metal	Mercury	Total	=	912	ng/L	EPA 245.1	3.9	50			
2012/13-5	ME-SCR	matrix spike dup	5/1/2013	Metal	Mercury	Total	=	1080	ng/L	EPA 245.1	3.9	50			
2012/13-5	ME-SCR	matrix spike dup, rec	5/1/2013	Metal	Mercury	Total	=	107	%	EPA 245.1	-88	-88	70	130	
2012/13-5	ME-SCR	matrix spike, rec	5/1/2013	Metal	Mercury	Total	=	90	%	EPA 245.1	-88	-88	70	130	
2012/13-5	ME-SCR	matrix spike, RPD	5/1/2013	Metal	Mercury	Total	=	17	%	EPA 245.1	-88	-88	0	20	
2012/13-5	MO-OJA	matrix spike	5/8/2013	Metal	Mercury	Total	=	991	ng/L	EPA 245.1	3.9	50			
2012/13-5	MO-OJA	matrix spike dup	5/8/2013	Metal	Mercury	Total	=	999	ng/L	EPA 245.1	3.9	50			
2012/13-5	MO-OJA	matrix spike dup, rec	5/8/2013	Metal	Mercury	Total	=	100	%	EPA 245.1	-88	-88	70	130	
2012/13-5	MO-OJA	matrix spike, rec	5/8/2013	Metal	Mercury	Total	=	99	%	EPA 245.1	-88	-88	70	130	
2012/13-5	MO-OJA	matrix spike, RPD	5/8/2013	Metal	Mercury	Total	=	0.8	%	EPA 245.1	-88	-88	0	20	
2012/13-5	Lab	method blank	5/7/2013	Metal	Nickel	Dissolved	<	0.091	µg/L	EPA 200.8	0.091	0.8			
2012/13-5	Lab	LCS	5/7/2013	Metal	Nickel	Dissolved	=	50.8	µg/L	EPA 200.8	0.091	0.8			
2012/13-5	Lab	LCS, rec	5/7/2013	Metal	Nickel	Dissolved	=	102	%	EPA 200.8	-88	-88	85	115	
2012/13-5	Lab	method blank	5/14/2013	Metal	Nickel	Dissolved	<	0.091	µg/L	EPA 200.8	0.091	0.8			

Appendix F
Laboratory QA/QC Analysis Results

Event ID	Site ID	QAQC Sample Type	Analysis Date	Classification	Constituent	Fraction	Sign	Result	Units	Method	MDL	RL	QA Limit		DQOComp
													Min	Max	
2012/13-5	Lab	LCS	5/14/2013	Metal	Nickel	Dissolved	=	49.9	µg/L	EPA 200.8	0.091	0.8			
2012/13-5	Lab	LCS, rec	5/14/2013	Metal	Nickel	Dissolved	=	100	%	EPA 200.8	-88	-88	85	115	
2012/13-5	Lab	method blank	6/15/2013	Metal	Nickel	Dissolved	DNQ	0.1	µg/L	EPA 200.8	0.091	0.8			IP
2012/13-5	Lab	LCS	6/15/2013	Metal	Nickel	Dissolved	=	198	µg/L	EPA 200.8	0.46	4			D
2012/13-5	Lab	LCS, rec	6/15/2013	Metal	Nickel	Dissolved	=	99	%	EPA 200.8	-88	-88	85	115	D
2012/13-5	ME-CC	matrix spike	6/15/2013	Metal	Nickel	Dissolved	=	224	µg/L	EPA 200.8	0.46	4			D
2012/13-5	ME-CC	matrix spike, rec	6/15/2013	Metal	Nickel	Dissolved	=	87	%	EPA 200.8	-88	-88	70	130	D
2012/13-5	ME-CC	matrix spike dup	6/15/2013	Metal	Nickel	Dissolved	=	221	µg/L	EPA 200.8	0.46	4			D
2012/13-5	ME-CC	matrix spike dup, rec	6/15/2013	Metal	Nickel	Dissolved	=	86	%	EPA 200.8	-88	-88	70	130	D
2012/13-5	ME-CC	matrix spike, RPD	6/15/2013	Metal	Nickel	Dissolved	=	2	%	EPA 200.8	-88	-88	0	30	D
2012/13-5	MO-OJA	matrix spike	5/14/2013	Metal	Nickel	Dissolved	=	42.1	µg/L	EPA 200.8	0.091	0.8			
2012/13-5	MO-OJA	matrix spike, rec	5/14/2013	Metal	Nickel	Dissolved	=	83	%	EPA 200.8	-88	-88	70	130	
2012/13-5	MO-OJA	matrix spike dup	5/14/2013	Metal	Nickel	Dissolved	=	42.4	µg/L	EPA 200.8	0.091	0.8			
2012/13-5	MO-OJA	matrix spike dup, rec	5/14/2013	Metal	Nickel	Dissolved	=	84	%	EPA 200.8	-88	-88	70	130	
2012/13-5	MO-OJA	matrix spike, RPD	5/14/2013	Metal	Nickel	Dissolved	=	0.7	%	EPA 200.8	-88	-88	0	30	
2012/13-5	Lab	method blank	5/7/2013	Metal	Nickel	Total	<	0.091	µg/L	EPA 200.8	0.091	0.8			
2012/13-5	Lab	LCS	5/7/2013	Metal	Nickel	Total	=	50.8	µg/L	EPA 200.8	0.091	0.8			
2012/13-5	Lab	LCS, rec	5/7/2013	Metal	Nickel	Total	=	102	%	EPA 200.8	-88	-88	85	115	
2012/13-5	Lab	method blank	5/14/2013	Metal	Nickel	Total	<	0.091	µg/L	EPA 200.8	0.091	0.8			
2012/13-5	Lab	LCS	5/14/2013	Metal	Nickel	Total	=	49.9	µg/L	EPA 200.8	0.091	0.8			
2012/13-5	Lab	LCS, rec	5/14/2013	Metal	Nickel	Total	=	100	%	EPA 200.8	-88	-88	85	115	
2012/13-5	Lab	method blank	6/15/2013	Metal	Nickel	Total	<	0.091	µg/L	EPA 200.8	0.091	0.8			
2012/13-5	Lab	LCS	6/15/2013	Metal	Nickel	Total	=	198	µg/L	EPA 200.8	0.46	4			D
2012/13-5	Lab	LCS, rec	6/15/2013	Metal	Nickel	Total	=	99	%	EPA 200.8	-88	-88	85	115	D
2012/13-5	ME-CC	matrix spike	6/15/2013	Metal	Nickel	Total	=	224	µg/L	EPA 200.8	0.46	4			D
2012/13-5	ME-CC	matrix spike, rec	6/15/2013	Metal	Nickel	Total	=	87	%	EPA 200.8	-88	-88	70	130	D
2012/13-5	ME-CC	matrix spike dup	6/15/2013	Metal	Nickel	Total	=	221	µg/L	EPA 200.8	0.46	4			D
2012/13-5	ME-CC	matrix spike dup, rec	6/15/2013	Metal	Nickel	Total	=	86	%	EPA 200.8	-88	-88	70	130	D
2012/13-5	ME-CC	matrix spike, RPD	6/15/2013	Metal	Nickel	Total	=	2	%	EPA 200.8	-88	-88	0	30	D
2012/13-5	MO-FIL	matrix spike	5/7/2013	Metal	Nickel	Total	=	43.8	µg/L	EPA 200.8	0.091	0.8			
2012/13-5	MO-FIL	matrix spike, rec	5/7/2013	Metal	Nickel	Total	=	85	%	EPA 200.8	-88	-88	70	130	
2012/13-5	MO-FIL	matrix spike dup	5/7/2013	Metal	Nickel	Total	=	43.8	µg/L	EPA 200.8	0.091	0.8			
2012/13-5	MO-FIL	matrix spike dup, rec	5/7/2013	Metal	Nickel	Total	=	85	%	EPA 200.8	-88	-88	70	130	
2012/13-5	MO-FIL	matrix spike, RPD	5/7/2013	Metal	Nickel	Total	=	0.07	%	EPA 200.8	-88	-88	0	30	
2012/13-5	MO-OJA	matrix spike	5/14/2013	Metal	Nickel	Total	=	42.1	µg/L	EPA 200.8	0.091	0.8			
2012/13-5	MO-OJA	matrix spike, rec	5/14/2013	Metal	Nickel	Total	=	83	%	EPA 200.8	-88	-88	70	130	
2012/13-5	MO-OJA	matrix spike dup	5/14/2013	Metal	Nickel	Total	=	42.4	µg/L	EPA 200.8	0.091	0.8			
2012/13-5	MO-OJA	matrix spike dup, rec	5/14/2013	Metal	Nickel	Total	=	84	%	EPA 200.8	-88	-88	70	130	
2012/13-5	MO-OJA	matrix spike, RPD	5/14/2013	Metal	Nickel	Total	=	0.7	%	EPA 200.8	-88	-88	0	30	
2012/13-5	Lab	method blank	5/7/2013	Metal	Selenium	Dissolved	<	0.081	µg/L	EPA 200.8	0.081	0.4			
2012/13-5	Lab	LCS	5/7/2013	Metal	Selenium	Dissolved	=	51.1	µg/L	EPA 200.8	0.081	0.4			
2012/13-5	Lab	LCS, rec	5/7/2013	Metal	Selenium	Dissolved	=	102	%	EPA 200.8	-88	-88	85	115	
2012/13-5	Lab	method blank	5/15/2013	Metal	Selenium	Dissolved	<	0.081	µg/L	EPA 200.8	0.081	0.4			
2012/13-5	Lab	LCS	5/15/2013	Metal	Selenium	Dissolved	=	51.5	µg/L	EPA 200.8	0.081	0.4			
2012/13-5	Lab	LCS, rec	5/15/2013	Metal	Selenium	Dissolved	=	103	%	EPA 200.8	-88	-88	85	115	
2012/13-5	Lab	method blank	6/15/2013	Metal	Selenium	Dissolved	<	0.081	µg/L	EPA 200.8	0.081	0.4			
2012/13-5	Lab	LCS	6/15/2013	Metal	Selenium	Dissolved	=	200	µg/L	EPA 200.8	0.4	2			D

Appendix F
Laboratory QA/QC Analysis Results

Event ID	Site ID	QAQC Sample Type	Analysis Date	Classification	Constituent	Fraction	Sign	Result	Units	Method	MDL	RL	QA Limit		DQOComp
													Min	Max	
2012/13-5	Lab	LCS, rec	6/15/2013	Metal	Selenium	Dissolved	=	100	%	EPA 200.8	-88	-88	85	115	D
2012/13-5	ME-CC	matrix spike	6/15/2013	Metal	Selenium	Dissolved	=	228	µg/L	EPA 200.8	0.4	2			D
2012/13-5	ME-CC	matrix spike, rec	6/15/2013	Metal	Selenium	Dissolved	=	91	%	EPA 200.8	-88	-88	70	130	D
2012/13-5	ME-CC	matrix spike dup	6/15/2013	Metal	Selenium	Dissolved	=	226	µg/L	EPA 200.8	0.4	2			D
2012/13-5	ME-CC	matrix spike dup, rec	6/15/2013	Metal	Selenium	Dissolved	=	90	%	EPA 200.8	-88	-88	70	130	D
2012/13-5	ME-CC	matrix spike, RPD	6/15/2013	Metal	Selenium	Dissolved	=	1	%	EPA 200.8	-88	-88	0	30	D
2012/13-5	MO-FIL	matrix spike	5/7/2013	Metal	Selenium	Dissolved	=	60.6	µg/L	EPA 200.8	0.081	0.4			
2012/13-5	MO-FIL	matrix spike, rec	5/7/2013	Metal	Selenium	Dissolved	=	105	%	EPA 200.8	-88	-88	70	130	
2012/13-5	MO-FIL	matrix spike dup	5/7/2013	Metal	Selenium	Dissolved	=	60.2	µg/L	EPA 200.8	0.081	0.4			
2012/13-5	MO-FIL	matrix spike dup, rec	5/7/2013	Metal	Selenium	Dissolved	=	104	%	EPA 200.8	-88	-88	70	130	
2012/13-5	MO-FIL	matrix spike, RPD	5/7/2013	Metal	Selenium	Dissolved	=	0.8	%	EPA 200.8	-88	-88	0	30	
2012/13-5	MO-OJA	matrix spike	5/15/2013	Metal	Selenium	Dissolved	=	43.7	µg/L	EPA 200.8	0.081	0.4			
2012/13-5	MO-OJA	matrix spike, rec	5/15/2013	Metal	Selenium	Dissolved	=	83	%	EPA 200.8	-88	-88	70	130	
2012/13-5	MO-OJA	matrix spike dup	5/15/2013	Metal	Selenium	Dissolved	=	43.2	µg/L	EPA 200.8	0.081	0.4			
2012/13-5	MO-OJA	matrix spike dup, rec	5/15/2013	Metal	Selenium	Dissolved	=	82	%	EPA 200.8	-88	-88	70	130	
2012/13-5	MO-OJA	matrix spike, RPD	5/15/2013	Metal	Selenium	Dissolved	=	1	%	EPA 200.8	-88	-88	0	30	
2012/13-5	Lab	method blank	5/7/2013	Metal	Selenium	Total	<	0.081	µg/L	EPA 200.8	0.081	0.4			
2012/13-5	Lab	LCS	5/7/2013	Metal	Selenium	Total	=	51.1	µg/L	EPA 200.8	0.081	0.4			
2012/13-5	Lab	LCS, rec	5/7/2013	Metal	Selenium	Total	=	102	%	EPA 200.8	-88	-88	85	115	
2012/13-5	Lab	method blank	5/15/2013	Metal	Selenium	Total	<	0.081	µg/L	EPA 200.8	0.081	0.4			
2012/13-5	Lab	LCS	5/15/2013	Metal	Selenium	Total	=	51.5	µg/L	EPA 200.8	0.081	0.4			
2012/13-5	Lab	LCS, rec	5/15/2013	Metal	Selenium	Total	=	103	%	EPA 200.8	-88	-88	85	115	
2012/13-5	Lab	method blank	6/15/2013	Metal	Selenium	Total	<	0.081	µg/L	EPA 200.8	0.081	0.4			
2012/13-5	Lab	LCS	6/15/2013	Metal	Selenium	Total	=	200	µg/L	EPA 200.8	0.4	2			D
2012/13-5	Lab	LCS, rec	6/15/2013	Metal	Selenium	Total	=	100	%	EPA 200.8	-88	-88	85	115	D
2012/13-5	ME-CC	matrix spike	6/15/2013	Metal	Selenium	Total	=	228	µg/L	EPA 200.8	0.4	2			D
2012/13-5	ME-CC	matrix spike, rec	6/15/2013	Metal	Selenium	Total	=	91	%	EPA 200.8	-88	-88	70	130	D
2012/13-5	ME-CC	matrix spike dup	6/15/2013	Metal	Selenium	Total	=	226	µg/L	EPA 200.8	0.4	2			D
2012/13-5	ME-CC	matrix spike dup, rec	6/15/2013	Metal	Selenium	Total	=	90	%	EPA 200.8	-88	-88	70	130	D
2012/13-5	ME-CC	matrix spike, RPD	6/15/2013	Metal	Selenium	Total	=	1	%	EPA 200.8	-88	-88	0	30	D
2012/13-5	MO-FIL	matrix spike	5/7/2013	Metal	Selenium	Total	=	60.6	µg/L	EPA 200.8	0.081	0.4			
2012/13-5	MO-FIL	matrix spike, rec	5/7/2013	Metal	Selenium	Total	=	105	%	EPA 200.8	-88	-88	70	130	
2012/13-5	MO-FIL	matrix spike dup	5/7/2013	Metal	Selenium	Total	=	60.2	µg/L	EPA 200.8	0.081	0.4			
2012/13-5	MO-FIL	matrix spike dup, rec	5/7/2013	Metal	Selenium	Total	=	104	%	EPA 200.8	-88	-88	70	130	
2012/13-5	MO-FIL	matrix spike, RPD	5/7/2013	Metal	Selenium	Total	=	0.8	%	EPA 200.8	-88	-88	0	30	
2012/13-5	MO-OJA	matrix spike	5/15/2013	Metal	Selenium	Total	=	43.7	µg/L	EPA 200.8	0.081	0.4			
2012/13-5	MO-OJA	matrix spike, rec	5/15/2013	Metal	Selenium	Total	=	83	%	EPA 200.8	-88	-88	70	130	
2012/13-5	MO-OJA	matrix spike dup	5/15/2013	Metal	Selenium	Total	=	43.2	µg/L	EPA 200.8	0.081	0.4			
2012/13-5	MO-OJA	matrix spike dup, rec	5/15/2013	Metal	Selenium	Total	=	82	%	EPA 200.8	-88	-88	70	130	
2012/13-5	MO-OJA	matrix spike, RPD	5/15/2013	Metal	Selenium	Total	=	1	%	EPA 200.8	-88	-88	0	30	
2012/13-5	Lab	method blank	5/7/2013	Metal	Silver	Dissolved	<	0.012	µg/L	EPA 200.8	0.012	0.2			
2012/13-5	Lab	LCS	5/7/2013	Metal	Silver	Dissolved	=	48.7	µg/L	EPA 200.8	0.012	0.2			
2012/13-5	Lab	LCS, rec	5/7/2013	Metal	Silver	Dissolved	=	97	%	EPA 200.8	-88	-88	85	115	
2012/13-5	Lab	method blank	5/14/2013	Metal	Silver	Dissolved	<	0.012	µg/L	EPA 200.8	0.012	0.2			
2012/13-5	Lab	LCS	5/14/2013	Metal	Silver	Dissolved	=	46.6	µg/L	EPA 200.8	0.012	0.2			
2012/13-5	Lab	LCS, rec	5/14/2013	Metal	Silver	Dissolved	=	93	%	EPA 200.8	-88	-88	85	115	
2012/13-5	Lab	method blank	6/15/2013	Metal	Silver	Dissolved	<	0.012	µg/L	EPA 200.8	0.012	0.2			

Appendix F
Laboratory QA/QC Analysis Results

Event ID	Site ID	QAQC Sample Type	Analysis Date	Classification	Constituent	Fraction	Sign	Result	Units	Method	MDL	RL	QA Limit		DQOComp
													Min	Max	
2012/13-5	Lab	LCS	6/15/2013	Metal	Silver	Dissolved	=	88.9	µg/L	EPA 200.8	0.06	1			D
2012/13-5	Lab	LCS, rec	6/15/2013	Metal	Silver	Dissolved	=	89	%	EPA 200.8	-88	-88	85	115	D
2012/13-5	ME-CC	matrix spike	6/15/2013	Metal	Silver	Dissolved	=	104	µg/L	EPA 200.8	0.06	1			D
2012/13-5	ME-CC	matrix spike, rec	6/15/2013	Metal	Silver	Dissolved	=	83	%	EPA 200.8	-88	-88	70	130	D
2012/13-5	ME-CC	matrix spike dup	6/15/2013	Metal	Silver	Dissolved	=	103	µg/L	EPA 200.8	0.06	1			D
2012/13-5	ME-CC	matrix spike dup, rec	6/15/2013	Metal	Silver	Dissolved	=	82	%	EPA 200.8	-88	-88	70	130	D
2012/13-5	ME-CC	matrix spike, RPD	6/15/2013	Metal	Silver	Dissolved	=	1	%	EPA 200.8	-88	-88	0	30	D
2012/13-5	MO-OJA	matrix spike	5/14/2013	Metal	Silver	Dissolved	=	40.6	µg/L	EPA 200.8	0.012	0.2			
2012/13-5	MO-OJA	matrix spike, rec	5/14/2013	Metal	Silver	Dissolved	=	81	%	EPA 200.8	-88	-88	70	130	
2012/13-5	MO-OJA	matrix spike dup	5/14/2013	Metal	Silver	Dissolved	=	41.2	µg/L	EPA 200.8	0.012	0.2			
2012/13-5	MO-OJA	matrix spike dup, rec	5/14/2013	Metal	Silver	Dissolved	=	82	%	EPA 200.8	-88	-88	70	130	
2012/13-5	MO-OJA	matrix spike, RPD	5/14/2013	Metal	Silver	Dissolved	=	1	%	EPA 200.8	-88	-88	0	30	
2012/13-5	Lab	method blank	5/7/2013	Metal	Silver	Total	<	0.012	µg/L	EPA 200.8	0.012	0.2			
2012/13-5	Lab	LCS	5/7/2013	Metal	Silver	Total	=	48.7	µg/L	EPA 200.8	0.012	0.2			
2012/13-5	Lab	LCS, rec	5/7/2013	Metal	Silver	Total	=	97	%	EPA 200.8	-88	-88	85	115	
2012/13-5	Lab	method blank	5/14/2013	Metal	Silver	Total	<	0.012	µg/L	EPA 200.8	0.012	0.2			
2012/13-5	Lab	LCS	5/14/2013	Metal	Silver	Total	=	46.6	µg/L	EPA 200.8	0.012	0.2			
2012/13-5	Lab	LCS, rec	5/14/2013	Metal	Silver	Total	=	93	%	EPA 200.8	-88	-88	85	115	
2012/13-5	Lab	method blank	6/15/2013	Metal	Silver	Total	DNQ	0.02	µg/L	EPA 200.8	0.012	0.2			IP
2012/13-5	Lab	LCS	6/15/2013	Metal	Silver	Total	=	88.9	µg/L	EPA 200.8	0.06	1			D
2012/13-5	Lab	LCS, rec	6/15/2013	Metal	Silver	Total	=	89	%	EPA 200.8	-88	-88	85	115	D
2012/13-5	ME-CC	matrix spike	6/15/2013	Metal	Silver	Total	=	104	µg/L	EPA 200.8	0.06	1			D
2012/13-5	ME-CC	matrix spike, rec	6/15/2013	Metal	Silver	Total	=	83	%	EPA 200.8	-88	-88	70	130	D
2012/13-5	ME-CC	matrix spike dup	6/15/2013	Metal	Silver	Total	=	103	µg/L	EPA 200.8	0.06	1			D
2012/13-5	ME-CC	matrix spike dup, rec	6/15/2013	Metal	Silver	Total	=	82	%	EPA 200.8	-88	-88	70	130	D
2012/13-5	ME-CC	matrix spike, RPD	6/15/2013	Metal	Silver	Total	=	1	%	EPA 200.8	-88	-88	0	30	D
2012/13-5	MO-FIL	matrix spike	5/7/2013	Metal	Silver	Total	=	42.3	µg/L	EPA 200.8	0.012	0.2			
2012/13-5	MO-FIL	matrix spike, rec	5/7/2013	Metal	Silver	Total	=	85	%	EPA 200.8	-88	-88	70	130	
2012/13-5	MO-FIL	matrix spike dup	5/7/2013	Metal	Silver	Total	=	42	µg/L	EPA 200.8	0.012	0.2			
2012/13-5	MO-FIL	matrix spike dup, rec	5/7/2013	Metal	Silver	Total	=	84	%	EPA 200.8	-88	-88	70	130	
2012/13-5	MO-FIL	matrix spike, RPD	5/7/2013	Metal	Silver	Total	=	0.7	%	EPA 200.8	-88	-88	0	30	
2012/13-5	MO-OJA	matrix spike	5/14/2013	Metal	Silver	Total	=	40.6	µg/L	EPA 200.8	0.012	0.2			
2012/13-5	MO-OJA	matrix spike, rec	5/14/2013	Metal	Silver	Total	=	81	%	EPA 200.8	-88	-88	70	130	
2012/13-5	MO-OJA	matrix spike dup	5/14/2013	Metal	Silver	Total	=	41.2	µg/L	EPA 200.8	0.012	0.2			
2012/13-5	MO-OJA	matrix spike dup, rec	5/14/2013	Metal	Silver	Total	=	82	%	EPA 200.8	-88	-88	70	130	
2012/13-5	MO-OJA	matrix spike, RPD	5/14/2013	Metal	Silver	Total	=	1	%	EPA 200.8	-88	-88	0	30	
2012/13-5	Lab	method blank	5/7/2013	Metal	Thallium	Dissolved	<	0.034	µg/L	EPA 200.8	0.034	0.2			
2012/13-5	Lab	LCS	5/7/2013	Metal	Thallium	Dissolved	=	51.8	µg/L	EPA 200.8	0.034	0.2			
2012/13-5	Lab	LCS, rec	5/7/2013	Metal	Thallium	Dissolved	=	104	%	EPA 200.8	-88	-88	85	115	
2012/13-5	Lab	method blank	5/14/2013	Metal	Thallium	Dissolved	<	0.034	µg/L	EPA 200.8	0.034	0.2			
2012/13-5	Lab	LCS	5/14/2013	Metal	Thallium	Dissolved	=	49.6	µg/L	EPA 200.8	0.034	0.2			
2012/13-5	Lab	LCS, rec	5/14/2013	Metal	Thallium	Dissolved	=	99	%	EPA 200.8	-88	-88	85	115	
2012/13-5	Lab	method blank	6/15/2013	Metal	Thallium	Dissolved	<	0.034	µg/L	EPA 200.8	0.034	0.2			
2012/13-5	Lab	LCS	6/15/2013	Metal	Thallium	Dissolved	=	186	µg/L	EPA 200.8	0.17	1			D
2012/13-5	Lab	LCS, rec	6/15/2013	Metal	Thallium	Dissolved	=	93	%	EPA 200.8	-88	-88	85	115	D
2012/13-5	ME-CC	matrix spike	6/15/2013	Metal	Thallium	Dissolved	=	220	µg/L	EPA 200.8	0.17	1			D
2012/13-5	ME-CC	matrix spike, rec	6/15/2013	Metal	Thallium	Dissolved	=	88	%	EPA 200.8	-88	-88	70	130	D

Appendix F
Laboratory QA/QC Analysis Results

Event ID	Site ID	QAQC Sample Type	Analysis Date	Classification	Constituent	Fraction	Sign	Result	Units	Method	MDL	RL	QA Limit		DQOComp
													Min	Max	
2012/13-5	ME-CC	matrix spike dup	6/15/2013	Metal	Thallium	Dissolved	=	218	µg/L	EPA 200.8	0.17	1			D
2012/13-5	ME-CC	matrix spike dup, rec	6/15/2013	Metal	Thallium	Dissolved	=	87	%	EPA 200.8	-88	-88	70	130	D
2012/13-5	ME-CC	matrix spike, RPD	6/15/2013	Metal	Thallium	Dissolved	=	0.6	%	EPA 200.8	-88	-88	0	30	D
2012/13-5	MO-OJA	matrix spike	5/14/2013	Metal	Thallium	Dissolved	=	46.7	µg/L	EPA 200.8	0.034	0.2			
2012/13-5	MO-OJA	matrix spike, rec	5/14/2013	Metal	Thallium	Dissolved	=	93	%	EPA 200.8	-88	-88	70	130	
2012/13-5	MO-OJA	matrix spike dup	5/14/2013	Metal	Thallium	Dissolved	=	47.5	µg/L	EPA 200.8	0.034	0.2			
2012/13-5	MO-OJA	matrix spike dup, rec	5/14/2013	Metal	Thallium	Dissolved	=	95	%	EPA 200.8	-88	-88	70	130	
2012/13-5	MO-OJA	matrix spike, RPD	5/14/2013	Metal	Thallium	Dissolved	=	2	%	EPA 200.8	-88	-88	0	30	
2012/13-5	Lab	method blank	5/7/2013	Metal	Thallium	Total	<	0.034	µg/L	EPA 200.8	0.034	0.2			
2012/13-5	Lab	LCS	5/7/2013	Metal	Thallium	Total	=	51.8	µg/L	EPA 200.8	0.034	0.2			
2012/13-5	Lab	LCS, rec	5/7/2013	Metal	Thallium	Total	=	104	%	EPA 200.8	-88	-88	85	115	
2012/13-5	Lab	method blank	5/14/2013	Metal	Thallium	Total	<	0.034	µg/L	EPA 200.8	0.034	0.2			
2012/13-5	Lab	LCS	5/14/2013	Metal	Thallium	Total	=	49.6	µg/L	EPA 200.8	0.034	0.2			
2012/13-5	Lab	LCS, rec	5/14/2013	Metal	Thallium	Total	=	99	%	EPA 200.8	-88	-88	85	115	
2012/13-5	Lab	method blank	6/15/2013	Metal	Thallium	Total	<	0.034	µg/L	EPA 200.8	0.034	0.2			
2012/13-5	Lab	LCS	6/15/2013	Metal	Thallium	Total	=	186	µg/L	EPA 200.8	0.17	1			D
2012/13-5	Lab	LCS, rec	6/15/2013	Metal	Thallium	Total	=	93	%	EPA 200.8	-88	-88	85	115	D
2012/13-5	ME-CC	matrix spike	6/15/2013	Metal	Thallium	Total	=	220	µg/L	EPA 200.8	0.17	1			D
2012/13-5	ME-CC	matrix spike, rec	6/15/2013	Metal	Thallium	Total	=	88	%	EPA 200.8	-88	-88	70	130	D
2012/13-5	ME-CC	matrix spike dup	6/15/2013	Metal	Thallium	Total	=	218	µg/L	EPA 200.8	0.17	1			D
2012/13-5	ME-CC	matrix spike dup, rec	6/15/2013	Metal	Thallium	Total	=	87	%	EPA 200.8	-88	-88	70	130	D
2012/13-5	ME-CC	matrix spike, RPD	6/15/2013	Metal	Thallium	Total	=	0.6	%	EPA 200.8	-88	-88	0	30	D
2012/13-5	MO-FIL	matrix spike	5/7/2013	Metal	Thallium	Total	=	46.9	µg/L	EPA 200.8	0.034	0.2			
2012/13-5	MO-FIL	matrix spike, rec	5/7/2013	Metal	Thallium	Total	=	94	%	EPA 200.8	-88	-88	70	130	
2012/13-5	MO-FIL	matrix spike dup	5/7/2013	Metal	Thallium	Total	=	47	µg/L	EPA 200.8	0.034	0.2			
2012/13-5	MO-FIL	matrix spike dup, rec	5/7/2013	Metal	Thallium	Total	=	94	%	EPA 200.8	-88	-88	70	130	
2012/13-5	MO-FIL	matrix spike, RPD	5/7/2013	Metal	Thallium	Total	=	0.3	%	EPA 200.8	-88	-88	0	30	
2012/13-5	MO-OJA	matrix spike	5/14/2013	Metal	Thallium	Total	=	46.7	µg/L	EPA 200.8	0.034	0.2			
2012/13-5	MO-OJA	matrix spike, rec	5/14/2013	Metal	Thallium	Total	=	93	%	EPA 200.8	-88	-88	70	130	
2012/13-5	MO-OJA	matrix spike dup	5/14/2013	Metal	Thallium	Total	=	47.5	µg/L	EPA 200.8	0.034	0.2			
2012/13-5	MO-OJA	matrix spike dup, rec	5/14/2013	Metal	Thallium	Total	=	95	%	EPA 200.8	-88	-88	70	130	
2012/13-5	MO-OJA	matrix spike, RPD	5/14/2013	Metal	Thallium	Total	=	2	%	EPA 200.8	-88	-88	0	30	
2012/13-5	Lab	method blank	5/7/2013	Metal	Zinc	Dissolved	DNQ	1.44	µg/L	EPA 200.8	0.5	5			
2012/13-5	Lab	LCS	5/7/2013	Metal	Zinc	Dissolved	=	48.4	µg/L	EPA 200.8	0.5	5			
2012/13-5	Lab	LCS, rec	5/7/2013	Metal	Zinc	Dissolved	=	97	%	EPA 200.8	-88	-88	85	115	
2012/13-5	Lab	method blank	5/14/2013	Metal	Zinc	Dissolved	<	0.5	µg/L	EPA 200.8	0.5	5			
2012/13-5	Lab	LCS	5/14/2013	Metal	Zinc	Dissolved	=	52.8	µg/L	EPA 200.8	0.5	5			
2012/13-5	Lab	LCS, rec	5/14/2013	Metal	Zinc	Dissolved	=	106	%	EPA 200.8	-88	-88	85	115	
2012/13-5	Lab	method blank	6/15/2013	Metal	Zinc	Dissolved	DNQ	2.23	µg/L	EPA 200.8	0.5	5			IP
2012/13-5	Lab	LCS	6/15/2013	Metal	Zinc	Dissolved	=	202	µg/L	EPA 200.8	2.5	25			D
2012/13-5	Lab	LCS, rec	6/15/2013	Metal	Zinc	Dissolved	=	101	%	EPA 200.8	-88	-88	85	115	D
2012/13-5	ME-CC	matrix spike	6/15/2013	Metal	Zinc	Dissolved	=	238	µg/L	EPA 200.8	2.5	25			D
2012/13-5	ME-CC	matrix spike, rec	6/15/2013	Metal	Zinc	Dissolved	=	88	%	EPA 200.8	-88	-88	70	130	D
2012/13-5	ME-CC	matrix spike dup	6/15/2013	Metal	Zinc	Dissolved	=	236	µg/L	EPA 200.8	2.5	25			D
2012/13-5	ME-CC	matrix spike dup, rec	6/15/2013	Metal	Zinc	Dissolved	=	87	%	EPA 200.8	-88	-88	70	130	D
2012/13-5	ME-CC	matrix spike, RPD	6/15/2013	Metal	Zinc	Dissolved	=	1	%	EPA 200.8	-88	-88	0	30	D
2012/13-5	MO-OJA	matrix spike	5/14/2013	Metal	Zinc	Dissolved	=	48.6	µg/L	EPA 200.8	0.5	5			

Appendix F
Laboratory QA/QC Analysis Results

Event ID	Site ID	QAQC Sample Type	Analysis Date	Classification	Constituent	Fraction	Sign	Result	Units	Method	MDL	RL	QA Limit		DQOComp
													Min	Max	
2012/13-5	MO-OJA	matrix spike, rec	5/14/2013	Metal	Zinc	Dissolved	=	83	%	EPA 200.8	-88	-88	70	130	
2012/13-5	MO-OJA	matrix spike dup	5/14/2013	Metal	Zinc	Dissolved	=	47.6	µg/L	EPA 200.8	0.5	5			
2012/13-5	MO-OJA	matrix spike dup, rec	5/14/2013	Metal	Zinc	Dissolved	=	81	%	EPA 200.8	-88	-88	70	130	
2012/13-5	MO-OJA	matrix spike, RPD	5/14/2013	Metal	Zinc	Dissolved	=	2	%	EPA 200.8	-88	-88	0	30	
2012/13-5	Lab	method blank	5/7/2013	Metal	Zinc	Total	<	0.5	µg/L	EPA 200.8	0.5	5			
2012/13-5	Lab	LCS	5/7/2013	Metal	Zinc	Total	=	48.4	µg/L	EPA 200.8	0.5	5			
2012/13-5	Lab	LCS, rec	5/7/2013	Metal	Zinc	Total	=	97	%	EPA 200.8	-88	-88	85	115	
2012/13-5	Lab	method blank	5/14/2013	Metal	Zinc	Total	DNQ	1.53	µg/L	EPA 200.8	0.5	5			
2012/13-5	Lab	LCS	5/14/2013	Metal	Zinc	Total	=	52.8	µg/L	EPA 200.8	0.5	5			
2012/13-5	Lab	LCS, rec	5/14/2013	Metal	Zinc	Total	=	106	%	EPA 200.8	-88	-88	85	115	
2012/13-5	Lab	method blank	6/15/2013	Metal	Zinc	Total	<	0.5	µg/L	EPA 200.8	0.5	5			
2012/13-5	Lab	LCS	6/15/2013	Metal	Zinc	Total	=	202	µg/L	EPA 200.8	2.5	25			D
2012/13-5	Lab	LCS, rec	6/15/2013	Metal	Zinc	Total	=	101	%	EPA 200.8	-88	-88	85	115	D
2012/13-5	ME-CC	matrix spike	6/15/2013	Metal	Zinc	Total	=	238	µg/L	EPA 200.8	2.5	25			D
2012/13-5	ME-CC	matrix spike, rec	6/15/2013	Metal	Zinc	Total	=	88	%	EPA 200.8	-88	-88	70	130	D
2012/13-5	ME-CC	matrix spike dup	6/15/2013	Metal	Zinc	Total	=	236	µg/L	EPA 200.8	2.5	25			D
2012/13-5	ME-CC	matrix spike dup, rec	6/15/2013	Metal	Zinc	Total	=	87	%	EPA 200.8	-88	-88	70	130	D
2012/13-5	ME-CC	matrix spike, RPD	6/15/2013	Metal	Zinc	Total	=	1	%	EPA 200.8	-88	-88	0	30	D
2012/13-5	MO-FIL	matrix spike	5/7/2013	Metal	Zinc	Total	=	51.1	µg/L	EPA 200.8	0.5	5			
2012/13-5	MO-FIL	matrix spike, rec	5/7/2013	Metal	Zinc	Total	=	84	%	EPA 200.8	-88	-88	70	130	
2012/13-5	MO-FIL	matrix spike dup	5/7/2013	Metal	Zinc	Total	=	51.7	µg/L	EPA 200.8	0.5	5			
2012/13-5	MO-FIL	matrix spike dup, rec	5/7/2013	Metal	Zinc	Total	=	86	%	EPA 200.8	-88	-88	70	130	
2012/13-5	MO-FIL	matrix spike, RPD	5/7/2013	Metal	Zinc	Total	=	1	%	EPA 200.8	-88	-88	0	30	
2012/13-5	MO-OJA	matrix spike	5/14/2013	Metal	Zinc	Total	=	48.6	µg/L	EPA 200.8	0.5	5			
2012/13-5	MO-OJA	matrix spike, rec	5/14/2013	Metal	Zinc	Total	=	86	%	EPA 200.8	-88	-88	70	130	
2012/13-5	MO-OJA	matrix spike dup	5/14/2013	Metal	Zinc	Total	=	47.6	µg/L	EPA 200.8	0.5	5			
2012/13-5	MO-OJA	matrix spike dup, rec	5/14/2013	Metal	Zinc	Total	=	84	%	EPA 200.8	-88	-88	70	130	
2012/13-5	MO-OJA	matrix spike, RPD	5/14/2013	Metal	Zinc	Total	=	2	%	EPA 200.8	-88	-88	0	30	
2012/13-5	Lab	method blank	5/9/2013	Nutrient	Ammonia as N	n/a	<	0.048	mg/L	EPA 350.1	0.048	0.1			
2012/13-5	Lab	LCS	5/9/2013	Nutrient	Ammonia as N	n/a	=	1.03	mg/L	EPA 350.1	0.048	0.1			
2012/13-5	Lab	LCS, rec	5/9/2013	Nutrient	Ammonia as N	n/a	=	103	%	EPA 350.1	-88	-88	90	110	
2012/13-5	Lab	LCS	6/10/2013	Nutrient	Ammonia as N	n/a	=	0.258	mg/L	EPA 350.1	0.048	0.1			
2012/13-5	Lab	LCS, rec	6/10/2013	Nutrient	Ammonia as N	n/a	=	103	%	EPA 350.1	-88	-88	90	110	
2012/13-5	Lab	method blank	6/10/2013	Nutrient	Ammonia as N	n/a	<	0.048	mg/L	EPA 350.1	0.048	0.1			
2012/13-5	ME-CC	matrix spike	6/10/2013	Nutrient	Ammonia as N	n/a	=	0.32	mg/L	EPA 350.1	0.048	0.1			
2012/13-5	ME-CC	matrix spike dup	6/10/2013	Nutrient	Ammonia as N	n/a	=	0.321	mg/L	EPA 350.1	0.048	0.1			
2012/13-5	ME-CC	matrix spike dup, rec	6/10/2013	Nutrient	Ammonia as N	n/a	=	91	%	EPA 350.1	-88	-88	90	110	
2012/13-5	ME-CC	matrix spike, rec	6/10/2013	Nutrient	Ammonia as N	n/a	=	91	%	EPA 350.1	-88	-88	90	110	
2012/13-5	ME-CC	matrix spike, RPD	6/10/2013	Nutrient	Ammonia as N	n/a	=	0.5	%	EPA 350.1	-88	-88	0	15	
2012/13-5	ME-SCR	matrix spike	5/9/2013	Nutrient	Ammonia as N	n/a	=	1.06	mg/L	EPA 350.1	0.048	0.1			
2012/13-5	ME-SCR	matrix spike, rec	5/9/2013	Nutrient	Ammonia as N	n/a	=	106	%	EPA 350.1	-88	-88	90	110	
2012/13-5	ME-SCR	matrix spike dup	5/9/2013	Nutrient	Ammonia as N	n/a	=	1.06	mg/L	EPA 350.1	0.048	0.1			
2012/13-5	ME-SCR	matrix spike dup, rec	5/9/2013	Nutrient	Ammonia as N	n/a	=	106	%	EPA 350.1	-88	-88	90	110	
2012/13-5	ME-SCR	matrix spike, RPD	5/9/2013	Nutrient	Ammonia as N	n/a	=	0	%	EPA 350.1	-88	-88	0	15	
2012/13-5	MO-OJA	matrix spike	5/9/2013	Nutrient	Ammonia as N	n/a	=	1.09	mg/L	EPA 350.1	0.048	0.1			
2012/13-5	MO-OJA	matrix spike, rec	5/9/2013	Nutrient	Ammonia as N	n/a	=	101	%	EPA 350.1	-88	-88	90	110	
2012/13-5	MO-OJA	matrix spike dup	5/9/2013	Nutrient	Ammonia as N	n/a	=	1.07	mg/L	EPA 350.1	0.048	0.1			

Appendix F
Laboratory QA/QC Analysis Results

Event ID	Site ID	QAQC Sample Type	Analysis Date	Classification	Constituent	Fraction	Sign	Result	Units	Method	MDL	RL	QA Limit		DQOComp
													Min	Max	
2012/13-5	MO-OJA	matrix spike dup, rec	5/9/2013	Nutrient	Ammonia as N	n/a	=	99	%	EPA 350.1	-88	-88	90	110	
2012/13-5	MO-OJA	matrix spike, RPD	5/9/2013	Nutrient	Ammonia as N	n/a	=	2	%	EPA 350.1	-88	-88	0	15	
2012/13-5	000NONPJ	matrix spike	4/24/2013	Nutrient	Nitrate + Nitrite as N	n/a	=	2.02	mg/L	EPA 353.2	0.01	0.1			
2012/13-5	000NONPJ	matrix spike, rec	4/24/2013	Nutrient	Nitrate + Nitrite as N	n/a	=	100	%	EPA 353.2	-88	-88	90	110	
2012/13-5	000NONPJ	matrix spike dup	4/24/2013	Nutrient	Nitrate + Nitrite as N	n/a	=	2.06	mg/L	EPA 353.2	0.01	0.1			
2012/13-5	000NONPJ	matrix spike dup, rec	4/24/2013	Nutrient	Nitrate + Nitrite as N	n/a	=	102	%	EPA 353.2	-88	-88	90	110	
2012/13-5	000NONPJ	matrix spike, RPD	4/24/2013	Nutrient	Nitrate + Nitrite as N	n/a	=	2	%	EPA 353.2	-88	-88	0	20	
2012/13-5	000NONPJ	matrix spike	4/24/2013	Nutrient	Nitrate + Nitrite as N	n/a	=	2.04	mg/L	EPA 353.2	0.01	0.1			
2012/13-5	000NONPJ	matrix spike, rec	4/24/2013	Nutrient	Nitrate + Nitrite as N	n/a	=	101	%	EPA 353.2	-88	-88	90	110	
2012/13-5	000NONPJ	matrix spike dup	4/24/2013	Nutrient	Nitrate + Nitrite as N	n/a	=	1.96	mg/L	EPA 353.2	0.01	0.1			
2012/13-5	000NONPJ	matrix spike dup, rec	4/24/2013	Nutrient	Nitrate + Nitrite as N	n/a	=	97	%	EPA 353.2	-88	-88	90	110	
2012/13-5	000NONPJ	matrix spike, RPD	4/24/2013	Nutrient	Nitrate + Nitrite as N	n/a	=	4	%	EPA 353.2	-88	-88	0	20	
2012/13-5	000NONPJ	matrix spike	5/9/2013	Nutrient	Nitrate + Nitrite as N	n/a	=	2.02	mg/L	EPA 353.2	0.01	0.1			
2012/13-5	000NONPJ	matrix spike, rec	5/9/2013	Nutrient	Nitrate + Nitrite as N	n/a	=	97	%	EPA 353.2	-88	-88	90	110	
2012/13-5	000NONPJ	matrix spike dup	5/9/2013	Nutrient	Nitrate + Nitrite as N	n/a	=	1.99	mg/L	EPA 353.2	0.01	0.1			
2012/13-5	000NONPJ	matrix spike dup, rec	5/9/2013	Nutrient	Nitrate + Nitrite as N	n/a	=	95	%	EPA 353.2	-88	-88	90	110	
2012/13-5	000NONPJ	matrix spike, RPD	5/9/2013	Nutrient	Nitrate + Nitrite as N	n/a	=	2	%	EPA 353.2	-88	-88	0	20	
2012/13-5	000NONPJ	matrix spike	5/23/2013	Nutrient	Nitrate + Nitrite as N	n/a	=	15.6	mg/L	EPA 353.2	0.02	0.2			D
2012/13-5	000NONPJ	matrix spike, rec	5/23/2013	Nutrient	Nitrate + Nitrite as N	n/a	=	100	%	EPA 353.2	-88	-88	90	110	D
2012/13-5	000NONPJ	matrix spike dup	5/23/2013	Nutrient	Nitrate + Nitrite as N	n/a	=	15.5	mg/L	EPA 353.2	0.02	0.2			D
2012/13-5	000NONPJ	matrix spike dup, rec	5/23/2013	Nutrient	Nitrate + Nitrite as N	n/a	=	99	%	EPA 353.2	-88	-88	90	110	D
2012/13-5	000NONPJ	matrix spike, RPD	5/23/2013	Nutrient	Nitrate + Nitrite as N	n/a	=	0.4	%	EPA 353.2	-88	-88	0	20	D
2012/13-5	000NONPJ	matrix spike	5/24/2013	Nutrient	Nitrate + Nitrite as N	n/a	=	6.52	mg/L	EPA 353.2	0.01	0.1			
2012/13-5	000NONPJ	matrix spike, rec	5/24/2013	Nutrient	Nitrate + Nitrite as N	n/a	=	98	%	EPA 353.2	-88	-88	90	110	
2012/13-5	000NONPJ	matrix spike dup	5/24/2013	Nutrient	Nitrate + Nitrite as N	n/a	=	6.5	mg/L	EPA 353.2	0.01	0.1			
2012/13-5	000NONPJ	matrix spike dup, rec	5/24/2013	Nutrient	Nitrate + Nitrite as N	n/a	=	97	%	EPA 353.2	-88	-88	90	110	
2012/13-5	000NONPJ	matrix spike, RPD	5/24/2013	Nutrient	Nitrate + Nitrite as N	n/a	=	0.3	%	EPA 353.2	-88	-88	0	20	
2012/13-5	Lab	LCS	4/24/2013	Nutrient	Nitrate + Nitrite as N	n/a	=	0.976	mg/L	EPA 353.2	0.01	0.1			
2012/13-5	Lab	LCS, rec	4/24/2013	Nutrient	Nitrate + Nitrite as N	n/a	=	98	%	EPA 353.2	-88	-88	90	110	
2012/13-5	Lab	method blank	4/24/2013	Nutrient	Nitrate + Nitrite as N	n/a	DNQ	0.016	mg/L	EPA 353.2	0.01	0.1			
2012/13-5	Lab	method blank	5/9/2013	Nutrient	Nitrate + Nitrite as N	n/a	DNQ	0.034	mg/L	EPA 353.2	0.01	0.1			
2012/13-5	Lab	LCS	5/9/2013	Nutrient	Nitrate + Nitrite as N	n/a	=	0.979	mg/L	EPA 353.2	0.01	0.1			
2012/13-5	Lab	LCS, rec	5/9/2013	Nutrient	Nitrate + Nitrite as N	n/a	=	98	%	EPA 353.2	-88	-88	90	110	
2012/13-5	Lab	method blank	5/23/2013	Nutrient	Nitrate + Nitrite as N	n/a	DNQ	0.039	mg/L	EPA 353.2	0.01	0.1			IP
2012/13-5	Lab	LCS	5/23/2013	Nutrient	Nitrate + Nitrite as N	n/a	=	1.01	mg/L	EPA 353.2	0.01	0.1			
2012/13-5	Lab	LCS, rec	5/23/2013	Nutrient	Nitrate + Nitrite as N	n/a	=	101	%	EPA 353.2	-88	-88	90	110	
2012/13-5	Lab	method blank	5/24/2013	Nutrient	Nitrate + Nitrite as N	n/a	DNQ	0.02	mg/L	EPA 353.2	0.01	0.1			IP
2012/13-5	Lab	LCS	5/24/2013	Nutrient	Nitrate + Nitrite as N	n/a	=	0.989	mg/L	EPA 353.2	0.01	0.1			
2012/13-5	Lab	LCS, rec	5/24/2013	Nutrient	Nitrate + Nitrite as N	n/a	=	99	%	EPA 353.2	-88	-88	90	110	
2012/13-5	ME-CC	matrix spike	5/23/2013	Nutrient	Nitrate + Nitrite as N	n/a	=	10.5	mg/L	EPA 353.2	0.01	0.1			
2012/13-5	ME-CC	matrix spike, rec	5/23/2013	Nutrient	Nitrate + Nitrite as N	n/a	=	94	%	EPA 353.2	-88	-88	90	110	
2012/13-5	ME-CC	matrix spike dup	5/23/2013	Nutrient	Nitrate + Nitrite as N	n/a	=	10.7	mg/L	EPA 353.2	0.01	0.1			
2012/13-5	ME-CC	matrix spike dup, rec	5/23/2013	Nutrient	Nitrate + Nitrite as N	n/a	=	105	%	EPA 353.2	-88	-88	90	110	
2012/13-5	ME-CC	matrix spike, RPD	5/23/2013	Nutrient	Nitrate + Nitrite as N	n/a	=	2	%	EPA 353.2	-88	-88	0	20	
2012/13-5	MO-OJA	matrix spike	5/9/2013	Nutrient	Nitrate + Nitrite as N	n/a	=	2.34	mg/L	EPA 353.2	0.01	0.1			
2012/13-5	MO-OJA	matrix spike, rec	5/9/2013	Nutrient	Nitrate + Nitrite as N	n/a	=	98	%	EPA 353.2	-88	-88	90	110	
2012/13-5	MO-OJA	matrix spike dup	5/9/2013	Nutrient	Nitrate + Nitrite as N	n/a	=	2.26	mg/L	EPA 353.2	0.01	0.1			

Appendix F
Laboratory QA/QC Analysis Results

Event ID	Site ID	QAQC Sample Type	Analysis Date	Classification	Constituent	Fraction	Sign	Result	Units	Method	MDL	RL	QA Limit		DQOComp
													Min	Max	
2012/13-5	MO-OJA	matrix spike dup, rec	5/9/2013	Nutrient	Nitrate + Nitrite as N	n/a	=	93	%	EPA 353.2	-88	-88	90	110	
2012/13-5	MO-OJA	matrix spike, RPD	5/9/2013	Nutrient	Nitrate + Nitrite as N	n/a	=	4	%	EPA 353.2	-88	-88	0	20	
2012/13-5	000NONPJ	matrix spike	5/23/2013	Nutrient	Nitrate as N	n/a	=	15.6	mg/L	EPA 353.2	0.082	0.2			D
2012/13-5	000NONPJ	matrix spike, rec	5/23/2013	Nutrient	Nitrate as N	n/a	=	100	%	EPA 353.2	-88	-88	90	110	D
2012/13-5	000NONPJ	matrix spike dup	5/23/2013	Nutrient	Nitrate as N	n/a	=	15.5	mg/L	EPA 353.2	0.082	0.2			D
2012/13-5	000NONPJ	matrix spike dup, rec	5/23/2013	Nutrient	Nitrate as N	n/a	=	99	%	EPA 353.2	-88	-88	90	110	D
2012/13-5	000NONPJ	matrix spike, RPD	5/23/2013	Nutrient	Nitrate as N	n/a	=	0.4	%	EPA 353.2	-88	-88	0	20	D
2012/13-5	Lab	method blank	5/23/2013	Nutrient	Nitrate as N	n/a	<	0.041	mg/L	EPA 353.2	0.041	0.1			
2012/13-5	Lab	LCS	5/23/2013	Nutrient	Nitrate as N	n/a	=	1.01	mg/L	EPA 353.2	0.041	0.1			
2012/13-5	Lab	LCS, rec	5/23/2013	Nutrient	Nitrate as N	n/a	=	101	%	EPA 353.2	-88	-88	90	110	
2012/13-5	ME-CC	matrix spike	5/23/2013	Nutrient	Nitrate as N	n/a	=	10.5	mg/L	EPA 353.2	0.041	0.1			
2012/13-5	ME-CC	matrix spike, rec	5/23/2013	Nutrient	Nitrate as N	n/a	=	100	%	EPA 353.2	-88	-88	90	110	
2012/13-5	ME-CC	matrix spike dup	5/23/2013	Nutrient	Nitrate as N	n/a	=	10.6	mg/L	EPA 353.2	0.041	0.1			
2012/13-5	ME-CC	matrix spike dup, rec	5/23/2013	Nutrient	Nitrate as N	n/a	=	105	%	EPA 353.2	-88	-88	90	110	
2012/13-5	ME-CC	matrix spike, RPD	5/23/2013	Nutrient	Nitrate as N	n/a	=	1	%	EPA 353.2	-88	-88	0	20	
2012/13-5	000NONPJ	matrix spike	5/20/2013	Nutrient	Phosphorus as P	Dissolved	=	0.0617	mg/L	EPA 365.1	0.0014	0.01			
2012/13-5	000NONPJ	matrix spike, rec	5/20/2013	Nutrient	Phosphorus as P	Dissolved	=	101	%	EPA 365.1	-88	-88	90	110	
2012/13-5	000NONPJ	matrix spike dup	5/20/2013	Nutrient	Phosphorus as P	Dissolved	=	0.0613	mg/L	EPA 365.1	0.0014	0.01			
2012/13-5	000NONPJ	matrix spike dup, rec	5/20/2013	Nutrient	Phosphorus as P	Dissolved	=	100	%	EPA 365.1	-88	-88	90	110	
2012/13-5	000NONPJ	matrix spike, RPD	5/20/2013	Nutrient	Phosphorus as P	Dissolved	=	0.7	%	EPA 365.1	-88	-88	0	10	
2012/13-5	Lab	method blank	5/20/2013	Nutrient	Phosphorus as P	Dissolved	<	0.0014	mg/L	EPA 365.1	0.0014	0.01			
2012/13-5	Lab	LCS	5/20/2013	Nutrient	Phosphorus as P	Dissolved	=	0.0491	mg/L	EPA 365.1	0.0014	0.01			
2012/13-5	Lab	LCS, rec	5/20/2013	Nutrient	Phosphorus as P	Dissolved	=	98	%	EPA 365.1	-88	-88	90	110	
2012/13-5	Lab	method blank	5/24/2013	Nutrient	Phosphorus as P	Dissolved	DNQ	0.0028	mg/L	EPA 365.1	0.0014	0.01			
2012/13-5	Lab	LCS	5/24/2013	Nutrient	Phosphorus as P	Dissolved	=	0.0519	mg/L	EPA 365.1	0.0014	0.01			
2012/13-5	Lab	LCS, rec	5/24/2013	Nutrient	Phosphorus as P	Dissolved	=	104	%	EPA 365.1	-88	-88	90	110	
2012/13-5	Lab	method blank	6/12/2013	Nutrient	Phosphorus as P	Dissolved	<	0.0014	mg/L	EPA 365.1	0.0014	0.01			
2012/13-5	Lab	LCS	6/12/2013	Nutrient	Phosphorus as P	Dissolved	=	0.0519	mg/L	EPA 365.1	0.0014	0.01			
2012/13-5	Lab	LCS, rec	6/12/2013	Nutrient	Phosphorus as P	Dissolved	=	104	%	EPA 365.1	-88	-88	90	110	
2012/13-5	ME-CC	matrix spike	6/12/2013	Nutrient	Phosphorus as P	Dissolved	=	4.28	mg/L	EPA 365.1	0.035	0.25			D
2012/13-5	ME-CC	matrix spike, rec	6/12/2013	Nutrient	Phosphorus as P	Dissolved	=	98	%	EPA 365.1	-88	-88	90	110	D
2012/13-5	ME-CC	matrix spike dup	6/12/2013	Nutrient	Phosphorus as P	Dissolved	=	4.28	mg/L	EPA 365.1	0.035	0.25			D
2012/13-5	ME-CC	matrix spike dup, rec	6/12/2013	Nutrient	Phosphorus as P	Dissolved	=	98	%	EPA 365.1	-88	-88	90	110	D
2012/13-5	ME-CC	matrix spike, RPD	6/12/2013	Nutrient	Phosphorus as P	Dissolved	=	0	%	EPA 365.1	-88	-88	0	10	D
2012/13-5	MO-OJA	matrix spike	5/24/2013	Nutrient	Phosphorus as P	Dissolved	=	0.059	mg/L	EPA 365.1	0.0014	0.01			
2012/13-5	MO-OJA	matrix spike, rec	5/24/2013	Nutrient	Phosphorus as P	Dissolved	=	105	%	EPA 365.1	-88	-88	90	110	
2012/13-5	MO-OJA	matrix spike dup	5/24/2013	Nutrient	Phosphorus as P	Dissolved	=	0.0598	mg/L	EPA 365.1	0.0014	0.01			
2012/13-5	MO-OJA	matrix spike dup, rec	5/24/2013	Nutrient	Phosphorus as P	Dissolved	=	107	%	EPA 365.1	-88	-88	90	110	
2012/13-5	MO-OJA	matrix spike, RPD	5/24/2013	Nutrient	Phosphorus as P	Dissolved	=	1	%	EPA 365.1	-88	-88	0	10	
2012/13-5	000NONPJ	matrix spike	5/8/2013	Nutrient	Phosphorus as P	Total	=	0.0743	mg/L	EPA 365.1	0.0014	0.01			
2012/13-5	000NONPJ	matrix spike, rec	5/8/2013	Nutrient	Phosphorus as P	Total	=	106	%	EPA 365.1	-88	-88	90	110	
2012/13-5	000NONPJ	matrix spike dup	5/8/2013	Nutrient	Phosphorus as P	Total	=	0.0745	mg/L	EPA 365.1	0.0014	0.01			
2012/13-5	000NONPJ	matrix spike dup, rec	5/8/2013	Nutrient	Phosphorus as P	Total	=	107	%	EPA 365.1	-88	-88	90	110	
2012/13-5	000NONPJ	matrix spike, RPD	5/8/2013	Nutrient	Phosphorus as P	Total	=	0.3	%	EPA 365.1	-88	-88	0	10	
2012/13-5	000NONPJ	matrix spike	5/8/2013	Nutrient	Phosphorus as P	Total	=	0.0735	mg/L	EPA 365.1	0.0014	0.01			
2012/13-5	000NONPJ	matrix spike, rec	5/8/2013	Nutrient	Phosphorus as P	Total	=	105	%	EPA 365.1	-88	-88	90	110	
2012/13-5	000NONPJ	matrix spike dup	5/8/2013	Nutrient	Phosphorus as P	Total	=	0.0738	mg/L	EPA 365.1	0.0014	0.01			

Appendix F
Laboratory QA/QC Analysis Results

Event ID	Site ID	QAQC Sample Type	Analysis Date	Classification	Constituent	Fraction	Sign	Result	Units	Method	MDL	RL	QA Limit		DQOComp
													Min	Max	
2012/13-5	000NONPJ	matrix spike dup, rec	5/8/2013	Nutrient	Phosphorus as P	Total	=	106	%	EPA 365.1	-88	-88	90	110	
2012/13-5	000NONPJ	matrix spike, RPD	5/8/2013	Nutrient	Phosphorus as P	Total	=	0.4	%	EPA 365.1	-88	-88	0	10	
2012/13-5	000NONPJ	matrix spike	6/12/2013	Nutrient	Phosphorus as P	Total	=	0.0798	mg/L	EPA 365.1	0.0014	0.01			
2012/13-5	000NONPJ	matrix spike, rec	6/12/2013	Nutrient	Phosphorus as P	Total	=	102	%	EPA 365.1	-88	-88	90	110	
2012/13-5	000NONPJ	matrix spike dup	6/12/2013	Nutrient	Phosphorus as P	Total	=	0.0835	mg/L	EPA 365.1	0.0014	0.01			
2012/13-5	000NONPJ	matrix spike dup, rec	6/12/2013	Nutrient	Phosphorus as P	Total	=	110	%	EPA 365.1	-88	-88	90	110	
2012/13-5	000NONPJ	matrix spike, RPD	6/12/2013	Nutrient	Phosphorus as P	Total	=	5	%	EPA 365.1	-88	-88	0	10	
2012/13-5	Lab	method blank	5/8/2013	Nutrient	Phosphorus as P	Total	<	0.0014	mg/L	EPA 365.1	0.0014	0.01			
2012/13-5	Lab	LCS	5/8/2013	Nutrient	Phosphorus as P	Total	=	0.0509	mg/L	EPA 365.1	0.0014	0.01			
2012/13-5	Lab	LCS, rec	5/8/2013	Nutrient	Phosphorus as P	Total	=	102	%	EPA 365.1	-88	-88	90	110	
2012/13-5	Lab	method blank	5/24/2013	Nutrient	Phosphorus as P	Total	<	0.0014	mg/L	EPA 365.1	0.0014	0.01			
2012/13-5	Lab	LCS	5/24/2013	Nutrient	Phosphorus as P	Total	=	0.0511	mg/L	EPA 365.1	0.0014	0.01			
2012/13-5	Lab	LCS, rec	5/24/2013	Nutrient	Phosphorus as P	Total	=	102	%	EPA 365.1	-88	-88	90	110	
2012/13-5	Lab	method blank	6/12/2013	Nutrient	Phosphorus as P	Total	DNQ	0.0019	mg/L	EPA 365.1	0.0014	0.01			IP
2012/13-5	Lab	LCS	6/12/2013	Nutrient	Phosphorus as P	Total	=	0.0527	mg/L	EPA 365.1	0.0014	0.01			
2012/13-5	Lab	LCS, rec	6/12/2013	Nutrient	Phosphorus as P	Total	=	105	%	EPA 365.1	-88	-88	90	110	
2012/13-5	ME-CC	matrix spike	6/12/2013	Nutrient	Phosphorus as P	Total	=	4.32	mg/L	EPA 365.1	0.035	0.25			D
2012/13-5	ME-CC	matrix spike, rec	6/12/2013	Nutrient	Phosphorus as P	Total	=	94	%	EPA 365.1	-88	-88	90	110	D
2012/13-5	ME-CC	matrix spike dup	6/12/2013	Nutrient	Phosphorus as P	Total	=	4.4	mg/L	EPA 365.1	0.035	0.25			D
2012/13-5	ME-CC	matrix spike dup, rec	6/12/2013	Nutrient	Phosphorus as P	Total	=	100	%	EPA 365.1	-88	-88	90	110	D
2012/13-5	ME-CC	matrix spike, RPD	6/12/2013	Nutrient	Phosphorus as P	Total	=	2	%	EPA 365.1	-88	-88	0	10	D
2012/13-5	MO-OJA	matrix spike	5/24/2013	Nutrient	Phosphorus as P	Total	=	0.0644	mg/L	EPA 365.1	0.0014	0.01			
2012/13-5	MO-OJA	matrix spike, rec	5/24/2013	Nutrient	Phosphorus as P	Total	=	96	%	EPA 365.1	-88	-88	90	110	
2012/13-5	MO-OJA	matrix spike dup	5/24/2013	Nutrient	Phosphorus as P	Total	=	0.0684	mg/L	EPA 365.1	0.0014	0.01			
2012/13-5	MO-OJA	matrix spike dup, rec	5/24/2013	Nutrient	Phosphorus as P	Total	=	104	%	EPA 365.1	-88	-88	90	110	
2012/13-5	MO-OJA	matrix spike, RPD	5/24/2013	Nutrient	Phosphorus as P	Total	=	6	%	EPA 365.1	-88	-88	0	10	
2012/13-5	000NONPJ	matrix spike	5/6/2013	Nutrient	TKN	n/a	=	1.24	mg/L	EPA 351.2	0.05	0.1			
2012/13-5	000NONPJ	matrix spike, rec	5/6/2013	Nutrient	TKN	n/a	=	105	%	EPA 351.2	-88	-88	90	110	
2012/13-5	000NONPJ	matrix spike dup	5/6/2013	Nutrient	TKN	n/a	=	1.27	mg/L	EPA 351.2	0.05	0.1			
2012/13-5	000NONPJ	matrix spike dup, rec	5/6/2013	Nutrient	TKN	n/a	=	108	%	EPA 351.2	-88	-88	90	110	
2012/13-5	000NONPJ	matrix spike, RPD	5/6/2013	Nutrient	TKN	n/a	=	3	%	EPA 351.2	-88	-88	0	15	
2012/13-5	000NONPJ	matrix spike	5/6/2013	Nutrient	TKN	n/a	=	1.11	mg/L	EPA 351.2	0.05	0.1			
2012/13-5	000NONPJ	matrix spike, rec	5/6/2013	Nutrient	TKN	n/a	=	97	%	EPA 351.2	-88	-88	90	110	
2012/13-5	000NONPJ	matrix spike dup	5/6/2013	Nutrient	TKN	n/a	=	1.21	mg/L	EPA 351.2	0.05	0.1			
2012/13-5	000NONPJ	matrix spike dup, rec	5/6/2013	Nutrient	TKN	n/a	=	107	%	EPA 351.2	-88	-88	90	110	
2012/13-5	000NONPJ	matrix spike, RPD	5/6/2013	Nutrient	TKN	n/a	=	8	%	EPA 351.2	-88	-88	0	15	
2012/13-5	000NONPJ	matrix spike	5/30/2013	Nutrient	TKN	n/a	=	1.59	mg/L	EPA 351.2	0.05	0.1			
2012/13-5	000NONPJ	matrix spike, rec	5/30/2013	Nutrient	TKN	n/a	=	97	%	EPA 351.2	-88	-88	90	110	
2012/13-5	000NONPJ	matrix spike dup	5/30/2013	Nutrient	TKN	n/a	=	1.6	mg/L	EPA 351.2	0.05	0.1			
2012/13-5	000NONPJ	matrix spike dup, rec	5/30/2013	Nutrient	TKN	n/a	=	98	%	EPA 351.2	-88	-88	90	110	
2012/13-5	000NONPJ	matrix spike, RPD	5/30/2013	Nutrient	TKN	n/a	=	0.8	%	EPA 351.2	-88	-88	0	15	
2012/13-5	000NONPJ	matrix spike	6/11/2013	Nutrient	TKN	n/a	=	1.2	mg/L	EPA 351.2	0.05	0.1			
2012/13-5	000NONPJ	matrix spike dup	6/11/2013	Nutrient	TKN	n/a	=	1.19	mg/L	EPA 351.2	0.05	0.1			
2012/13-5	000NONPJ	matrix spike dup, rec	6/11/2013	Nutrient	TKN	n/a	=	99	%	EPA 351.2	-88	-88	90	110	
2012/13-5	000NONPJ	matrix spike, rec	6/11/2013	Nutrient	TKN	n/a	=	100	%	EPA 351.2	-88	-88	90	110	
2012/13-5	000NONPJ	matrix spike, RPD	6/11/2013	Nutrient	TKN	n/a	=	0.6	%	EPA 351.2	-88	-88	0	15	
2012/13-5	Lab	method blank	5/6/2013	Nutrient	TKN	n/a	DNQ	0.0634	mg/L	EPA 351.2	0.05	0.1			

Appendix F
Laboratory QA/QC Analysis Results

Event ID	Site ID	QAQC Sample Type	Analysis Date	Classification	Constituent	Fraction	Sign	Result	Units	Method	MDL	RL	QA Limit		DQOComp
													Min	Max	
2012/13-5	Lab	LCS	5/6/2013	Nutrient	TKN	n/a	=	1.04	mg/L	EPA 351.2	0.05	0.1			
2012/13-5	Lab	LCS, rec	5/6/2013	Nutrient	TKN	n/a	=	104	%	EPA 351.2	-88	-88	90	110	
2012/13-5	Lab	method blank	5/20/2013	Nutrient	TKN	n/a	<	0.05	mg/L	EPA 351.2	0.05	0.1			
2012/13-5	Lab	LCS	5/20/2013	Nutrient	TKN	n/a	=	1.03	mg/L	EPA 351.2	0.05	0.1			
2012/13-5	Lab	LCS, rec	5/20/2013	Nutrient	TKN	n/a	=	103	%	EPA 351.2	-88	-88	90	110	
2012/13-5	Lab	method blank	5/30/2013	Nutrient	TKN	n/a	<	0.05	mg/L	EPA 351.2	0.05	0.1			
2012/13-5	Lab	LCS	5/30/2013	Nutrient	TKN	n/a	=	1.03	mg/L	EPA 351.2	0.05	0.1			
2012/13-5	Lab	LCS, rec	5/30/2013	Nutrient	TKN	n/a	=	103	%	EPA 351.2	-88	-88	90	110	
2012/13-5	Lab	LCS	6/11/2013	Nutrient	TKN	n/a	=	0.973	mg/L	EPA 351.2	0.05	0.1			
2012/13-5	Lab	LCS	6/11/2013	Nutrient	TKN	n/a	=	0.992	mg/L	EPA 351.2	0.05	0.1			
2012/13-5	Lab	LCS, rec	6/11/2013	Nutrient	TKN	n/a	=	97	%	EPA 351.2	-88	-88	90	110	
2012/13-5	Lab	LCS, rec	6/11/2013	Nutrient	TKN	n/a	=	99	%	EPA 351.2	-88	-88	90	110	
2012/13-5	Lab	method blank	6/11/2013	Nutrient	TKN	n/a	<	0.05	mg/L	EPA 351.2	0.05	0.1			
2012/13-5	Lab	method blank	6/11/2013	Nutrient	TKN	n/a	<	0.05	mg/L	EPA 351.2	0.05	0.1			
2012/13-5	ME-CC	matrix spike	6/11/2013	Nutrient	TKN	n/a	=	1.17	mg/L	EPA 351.2	0.05	0.1			GB
2012/13-5	ME-CC	matrix spike dup	6/11/2013	Nutrient	TKN	n/a	=	1.16	mg/L	EPA 351.2	0.05	0.1			GB
2012/13-5	ME-CC	matrix spike dup, rec	6/11/2013	Nutrient	TKN	n/a	=	55	%	EPA 351.2	-88	-88	90	110	GB
2012/13-5	ME-CC	matrix spike, rec	6/11/2013	Nutrient	TKN	n/a	=	56	%	EPA 351.2	-88	-88	90	110	GB
2012/13-5	ME-CC	matrix spike, RPD	6/11/2013	Nutrient	TKN	n/a	=	0.8	%	EPA 351.2	-88	-88	0	15	
2012/13-5	MO-OJA	matrix spike	5/20/2013	Nutrient	TKN	n/a	=	1.86	mg/L	EPA 351.2	0.05	0.1			
2012/13-5	MO-OJA	matrix spike, rec	5/20/2013	Nutrient	TKN	n/a	=	105	%	EPA 351.2	-88	-88	90	110	
2012/13-5	MO-OJA	matrix spike dup	5/20/2013	Nutrient	TKN	n/a	=	1.85	mg/L	EPA 351.2	0.05	0.1			
2012/13-5	MO-OJA	matrix spike dup, rec	5/20/2013	Nutrient	TKN	n/a	=	104	%	EPA 351.2	-88	-88	90	110	
2012/13-5	MO-OJA	matrix spike, RPD	5/20/2013	Nutrient	TKN	n/a	=	0.3	%	EPA 351.2	-88	-88	0	15	
2012/13-5	Lab	LCS dup	5/6/2013	Organic	1,2,4-Trichlorobenzene	n/a	=	26.9	µg/L	EPA 625	0.52	1			
2012/13-5	Lab	LCS dup, rec	5/6/2013	Organic	1,2,4-Trichlorobenzene	n/a	=	54	%	EPA 625	-88	-88	44	142	
2012/13-5	Lab	LCS, RPD	5/6/2013	Organic	1,2,4-Trichlorobenzene	n/a	=	25	%	EPA 625	-88	-88	0	30	
2012/13-5	Lab	method blank	5/6/2013	Organic	1,2,4-Trichlorobenzene	n/a	<	0.52	µg/L	EPA 625	0.52	1			
2012/13-5	Lab	LCS	5/6/2013	Organic	1,2,4-Trichlorobenzene	n/a	=	34.5	µg/L	EPA 625	0.52	1			
2012/13-5	Lab	LCS, rec	5/6/2013	Organic	1,2,4-Trichlorobenzene	n/a	=	69	%	EPA 625	-88	-88	44	142	
2012/13-5	Lab	method blank	5/15/2013	Organic	1,2,4-Trichlorobenzene	n/a	<	0.55	µg/L	EPA 625	0.55	1			
2012/13-5	Lab	LCS	5/15/2013	Organic	1,2,4-Trichlorobenzene	n/a	=	29	µg/L	EPA 625	0.55	1			
2012/13-5	Lab	LCS, rec	5/15/2013	Organic	1,2,4-Trichlorobenzene	n/a	=	58	%	EPA 625	-88	-88	44	142	
2012/13-5	Lab	method blank	6/12/2013	Organic	1,2,4-Trichlorobenzene	n/a	<	0.55	µg/L	EPA 625	0.55	1			
2012/13-5	Lab	LCS	6/12/2013	Organic	1,2,4-Trichlorobenzene	n/a	=	31.4	µg/L	EPA 625	0.55	1			
2012/13-5	Lab	LCS, rec	6/12/2013	Organic	1,2,4-Trichlorobenzene	n/a	=	63	%	EPA 625	-88	-88	44	142	
2012/13-5	ME-CC	matrix spike	6/12/2013	Organic	1,2,4-Trichlorobenzene	n/a	=	30.9	µg/L	EPA 625	0.55	1			
2012/13-5	ME-CC	matrix spike, rec	6/12/2013	Organic	1,2,4-Trichlorobenzene	n/a	=	62	%	EPA 625	-88	-88	44	142	
2012/13-5	ME-CC	matrix spike dup	6/12/2013	Organic	1,2,4-Trichlorobenzene	n/a	=	41	µg/L	EPA 625	0.55	1			
2012/13-5	ME-CC	matrix spike dup, rec	6/12/2013	Organic	1,2,4-Trichlorobenzene	n/a	=	82	%	EPA 625	-88	-88	44	142	
2012/13-5	ME-CC	matrix spike, RPD	6/12/2013	Organic	1,2,4-Trichlorobenzene	n/a	=	28	%	EPA 625	-88	-88	0	30	
2012/13-5	MO-OJA	matrix spike	5/15/2013	Organic	1,2,4-Trichlorobenzene	n/a	=	28.6	µg/L	EPA 625	0.55	1			
2012/13-5	MO-OJA	matrix spike, rec	5/15/2013	Organic	1,2,4-Trichlorobenzene	n/a	=	57	%	EPA 625	-88	-88	44	142	
2012/13-5	MO-OJA	matrix spike dup	5/15/2013	Organic	1,2,4-Trichlorobenzene	n/a	=	34.2	µg/L	EPA 625	0.55	1			
2012/13-5	MO-OJA	matrix spike dup, rec	5/15/2013	Organic	1,2,4-Trichlorobenzene	n/a	=	68	%	EPA 625	-88	-88	44	142	
2012/13-5	MO-OJA	matrix spike, RPD	5/15/2013	Organic	1,2,4-Trichlorobenzene	n/a	=	18	%	EPA 625	-88	-88	0	30	
2012/13-5	Lab	LCS dup	5/6/2013	Organic	1,2-Dichlorobenzene	n/a	=	25.5	µg/L	EPA 625	0.53	1			

Appendix F
Laboratory QA/QC Analysis Results

Event ID	Site ID	QAQC Sample Type	Analysis Date	Classification	Constituent	Fraction	Sign	Result	Units	Method	MDL	RL	QA Limit		DQOComp
													Min	Max	
2012/13-5	Lab	LCS dup, rec	5/6/2013	Organic	1,2-Dichlorobenzene	n/a	=	51	%	EPA 625	-88	-88	32	129	
2012/13-5	Lab	LCS, RPD	5/6/2013	Organic	1,2-Dichlorobenzene	n/a	=	29	%	EPA 625	-88	-88	0	30	
2012/13-5	Lab	method blank	5/6/2013	Organic	1,2-Dichlorobenzene	n/a	<	0.53	µg/L	EPA 625	0.53	1			
2012/13-5	Lab	LCS	5/6/2013	Organic	1,2-Dichlorobenzene	n/a	=	34.3	µg/L	EPA 625	0.53	1			
2012/13-5	Lab	LCS, rec	5/6/2013	Organic	1,2-Dichlorobenzene	n/a	=	69	%	EPA 625	-88	-88	32	129	
2012/13-5	Lab	method blank	5/15/2013	Organic	1,2-Dichlorobenzene	n/a	<	0.57	µg/L	EPA 625	0.57	1			
2012/13-5	Lab	LCS	5/15/2013	Organic	1,2-Dichlorobenzene	n/a	=	27.6	µg/L	EPA 625	0.57	1			
2012/13-5	Lab	LCS, rec	5/15/2013	Organic	1,2-Dichlorobenzene	n/a	=	55	%	EPA 625	-88	-88	32	129	
2012/13-5	Lab	method blank	6/12/2013	Organic	1,2-Dichlorobenzene	n/a	<	0.57	µg/L	EPA 625	0.57	1			
2012/13-5	Lab	LCS	6/12/2013	Organic	1,2-Dichlorobenzene	n/a	=	32.2	µg/L	EPA 625	0.57	1			
2012/13-5	Lab	LCS, rec	6/12/2013	Organic	1,2-Dichlorobenzene	n/a	=	64	%	EPA 625	-88	-88	32	129	
2012/13-5	ME-CC	matrix spike	6/12/2013	Organic	1,2-Dichlorobenzene	n/a	=	40.2	µg/L	EPA 625	0.57	1			
2012/13-5	ME-CC	matrix spike, rec	6/12/2013	Organic	1,2-Dichlorobenzene	n/a	=	80	%	EPA 625	-88	-88	32	129	
2012/13-5	ME-CC	matrix spike dup	6/12/2013	Organic	1,2-Dichlorobenzene	n/a	=	57.2	µg/L	EPA 625	0.57	1			
2012/13-5	ME-CC	matrix spike dup, rec	6/12/2013	Organic	1,2-Dichlorobenzene	n/a	=	114	%	EPA 625	-88	-88	32	129	
2012/13-5	ME-CC	matrix spike, RPD	6/12/2013	Organic	1,2-Dichlorobenzene	n/a	=	35	%	EPA 625	-88	-88	0	30	IL
2012/13-5	MO-OJA	matrix spike	5/15/2013	Organic	1,2-Dichlorobenzene	n/a	=	27.8	µg/L	EPA 625	0.57	1			
2012/13-5	MO-OJA	matrix spike, rec	5/15/2013	Organic	1,2-Dichlorobenzene	n/a	=	56	%	EPA 625	-88	-88	32	129	
2012/13-5	MO-OJA	matrix spike dup	5/15/2013	Organic	1,2-Dichlorobenzene	n/a	=	33.3	µg/L	EPA 625	0.57	1			
2012/13-5	MO-OJA	matrix spike dup, rec	5/15/2013	Organic	1,2-Dichlorobenzene	n/a	=	67	%	EPA 625	-88	-88	32	129	
2012/13-5	MO-OJA	matrix spike, RPD	5/15/2013	Organic	1,2-Dichlorobenzene	n/a	=	18	%	EPA 625	-88	-88	0	30	
2012/13-5	000NONPJ	srgt matrix spike	5/1/2013	Organic	1,2-Dichloroethane-d4	n/a	=	49.4	µg/L	EPA 624	-88	-88			
2012/13-5	000NONPJ	srgt matrix spike, rec	5/1/2013	Organic	1,2-Dichloroethane-d4	n/a	=	99	%	EPA 624	-88	-88	82	125	
2012/13-5	000NONPJ	srgt matrix spike dup	5/1/2013	Organic	1,2-Dichloroethane-d4	n/a	=	48.7	µg/L	EPA 624	-88	-88			
2012/13-5	000NONPJ	srgt matrix spike dup, rec	5/1/2013	Organic	1,2-Dichloroethane-d4	n/a	=	97	%	EPA 624	-88	-88	82	125	
2012/13-5	Lab	srgt LCS	4/24/2013	Organic	1,2-Dichloroethane-d4	n/a	=	40.5	µg/L	EPA 624	-88	-88			GN
2012/13-5	Lab	srgt LCS, rec	4/24/2013	Organic	1,2-Dichloroethane-d4	n/a	=	81	%	EPA 624	-88	-88	82	125	GN
2012/13-5	Lab	srgt LCS dup	4/24/2013	Organic	1,2-Dichloroethane-d4	n/a	=	41.1	µg/L	EPA 624	-88	-88			
2012/13-5	Lab	srgt LCS dup, rec	4/24/2013	Organic	1,2-Dichloroethane-d4	n/a	=	82	%	EPA 624	-88	-88	82	125	
2012/13-5	Lab	srgt method blank	4/24/2013	Organic	1,2-Dichloroethane-d4	n/a	=	44.4	µg/L	EPA 624	-88	-88			
2012/13-5	Lab	srgt method blank, rec	4/24/2013	Organic	1,2-Dichloroethane-d4	n/a	=	89	%	EPA 624	-88	-88	82	125	
2012/13-5	Lab	srgt LCS	5/1/2013	Organic	1,2-Dichloroethane-d4	n/a	=	46.8	µg/L	EPA 624	-88	-88			
2012/13-5	Lab	srgt LCS, rec	5/1/2013	Organic	1,2-Dichloroethane-d4	n/a	=	94	%	EPA 624	-88	-88	82	125	
2012/13-5	Lab	srgt LCS dup	5/1/2013	Organic	1,2-Dichloroethane-d4	n/a	=	47.3	µg/L	EPA 624	-88	-88			
2012/13-5	Lab	srgt LCS dup, rec	5/1/2013	Organic	1,2-Dichloroethane-d4	n/a	=	95	%	EPA 624	-88	-88	82	125	
2012/13-5	Lab	srgt method blank	5/1/2013	Organic	1,2-Dichloroethane-d4	n/a	=	52.8	µg/L	EPA 624	-88	-88			
2012/13-5	Lab	srgt method blank, rec	5/1/2013	Organic	1,2-Dichloroethane-d4	n/a	=	106	%	EPA 624	-88	-88	82	125	
2012/13-5	ME-SCR	srgt environ	4/25/2013	Organic	1,2-Dichloroethane-d4	n/a	=	53.2	µg/L	EPA 624	-88	-88			
2012/13-5	ME-SCR	srgt environ, rec	4/25/2013	Organic	1,2-Dichloroethane-d4	n/a	=	106	%	EPA 624	-88	-88	82	125	
2012/13-5	ME-VR2	srgt environ	5/1/2013	Organic	1,2-Dichloroethane-d4	n/a	=	58.8	µg/L	EPA 624	-88	-88			
2012/13-5	ME-VR2	srgt environ, rec	5/1/2013	Organic	1,2-Dichloroethane-d4	n/a	=	118	%	EPA 624	-88	-88	82	125	
2012/13-5	MO-FIL	srgt environ	4/25/2013	Organic	1,2-Dichloroethane-d4	n/a	=	52	µg/L	EPA 624	-88	-88			
2012/13-5	MO-FIL	srgt environ, rec	4/25/2013	Organic	1,2-Dichloroethane-d4	n/a	=	104	%	EPA 624	-88	-88	82	125	
2012/13-5	MO-HUE	srgt environ	5/1/2013	Organic	1,2-Dichloroethane-d4	n/a	=	60.4	µg/L	EPA 624	-88	-88			
2012/13-5	MO-HUE	srgt environ, rec	5/1/2013	Organic	1,2-Dichloroethane-d4	n/a	=	121	%	EPA 624	-88	-88	82	125	
2012/13-5	MO-OJA	srgt environ	5/1/2013	Organic	1,2-Dichloroethane-d4	n/a	=	59.7	µg/L	EPA 624	-88	-88			
2012/13-5	MO-OJA	srgt environ, rec	5/1/2013	Organic	1,2-Dichloroethane-d4	n/a	=	119	%	EPA 624	-88	-88	82	125	

Appendix F
Laboratory QA/QC Analysis Results

Event ID	Site ID	QAQC Sample Type	Analysis Date	Classification	Constituent	Fraction	Sign	Result	Units	Method	MDL	RL	QA Limit		DQOComp
													Min	Max	
2012/13-5	MO-OXN	srgt environ	4/25/2013	Organic	1,2-Dichloroethane-d4	n/a	=	54.5	µg/L	EPA 624	-88	-88			
2012/13-5	MO-OXN	srgt environ, rec	4/25/2013	Organic	1,2-Dichloroethane-d4	n/a	=	109	%	EPA 624	-88	-88	82	125	
2012/13-5	MO-VEN	srgt environ	4/25/2013	Organic	1,2-Dichloroethane-d4	n/a	=	54.6	µg/L	EPA 624	-88	-88			
2012/13-5	MO-VEN	srgt environ, rec	4/25/2013	Organic	1,2-Dichloroethane-d4	n/a	=	109	%	EPA 624	-88	-88	82	125	
2012/13-5	Lab	method blank	5/6/2013	Organic	1,2-Diphenylhydrazine	n/a	<	0.25	µg/L	EPA 625	0.25	1			
2012/13-5	Lab	method blank	5/15/2013	Organic	1,2-Diphenylhydrazine	n/a	<	0.25	µg/L	EPA 625	0.25	1			
2012/13-5	Lab	method blank	6/12/2013	Organic	1,2-Diphenylhydrazine	n/a	<	0.25	µg/L	EPA 625	0.25	1			
2012/13-5	Lab	LCS dup	5/6/2013	Organic	1,3-Dichlorobenzene	n/a	=	25.7	µg/L	EPA 625	0.53	1			
2012/13-5	Lab	LCS dup, rec	5/6/2013	Organic	1,3-Dichlorobenzene	n/a	=	51	%	EPA 625	-88	-88	0.1	172	
2012/13-5	Lab	LCS, RPD	5/6/2013	Organic	1,3-Dichlorobenzene	n/a	=	31	%	EPA 625	-88	-88	0	30	IL
2012/13-5	Lab	method blank	5/6/2013	Organic	1,3-Dichlorobenzene	n/a	<	0.53	µg/L	EPA 625	0.53	1			
2012/13-5	Lab	LCS	5/6/2013	Organic	1,3-Dichlorobenzene	n/a	=	35.1	µg/L	EPA 625	0.53	1			
2012/13-5	Lab	LCS, rec	5/6/2013	Organic	1,3-Dichlorobenzene	n/a	=	70	%	EPA 625	-88	-88	0.1	172	
2012/13-5	Lab	method blank	5/15/2013	Organic	1,3-Dichlorobenzene	n/a	<	0.53	µg/L	EPA 625	0.53	1			
2012/13-5	Lab	LCS	5/15/2013	Organic	1,3-Dichlorobenzene	n/a	=	26.3	µg/L	EPA 625	0.53	1			
2012/13-5	Lab	LCS, rec	5/15/2013	Organic	1,3-Dichlorobenzene	n/a	=	53	%	EPA 625	-88	-88	0.1	172	
2012/13-5	Lab	method blank	6/12/2013	Organic	1,3-Dichlorobenzene	n/a	<	0.53	µg/L	EPA 625	0.53	1			
2012/13-5	Lab	LCS	6/12/2013	Organic	1,3-Dichlorobenzene	n/a	=	31.1	µg/L	EPA 625	0.53	1			
2012/13-5	Lab	LCS, rec	6/12/2013	Organic	1,3-Dichlorobenzene	n/a	=	62	%	EPA 625	-88	-88	0.1	172	
2012/13-5	ME-CC	matrix spike	6/12/2013	Organic	1,3-Dichlorobenzene	n/a	=	28.9	µg/L	EPA 625	0.53	1			
2012/13-5	ME-CC	matrix spike, rec	6/12/2013	Organic	1,3-Dichlorobenzene	n/a	=	58	%	EPA 625	-88	-88	0.1	172	
2012/13-5	ME-CC	matrix spike dup	6/12/2013	Organic	1,3-Dichlorobenzene	n/a	=	41.2	µg/L	EPA 625	0.53	1			
2012/13-5	ME-CC	matrix spike dup, rec	6/12/2013	Organic	1,3-Dichlorobenzene	n/a	=	82	%	EPA 625	-88	-88	0.1	172	
2012/13-5	ME-CC	matrix spike, RPD	6/12/2013	Organic	1,3-Dichlorobenzene	n/a	=	35	%	EPA 625	-88	-88	0	30	IL
2012/13-5	MO-OJA	matrix spike	5/15/2013	Organic	1,3-Dichlorobenzene	n/a	=	26.9	µg/L	EPA 625	0.53	1			
2012/13-5	MO-OJA	matrix spike, rec	5/15/2013	Organic	1,3-Dichlorobenzene	n/a	=	54	%	EPA 625	-88	-88	0.1	172	
2012/13-5	MO-OJA	matrix spike dup	5/15/2013	Organic	1,3-Dichlorobenzene	n/a	=	32.3	µg/L	EPA 625	0.53	1			
2012/13-5	MO-OJA	matrix spike dup, rec	5/15/2013	Organic	1,3-Dichlorobenzene	n/a	=	65	%	EPA 625	-88	-88	0.1	172	
2012/13-5	MO-OJA	matrix spike, RPD	5/15/2013	Organic	1,3-Dichlorobenzene	n/a	=	18	%	EPA 625	-88	-88	0	30	
2012/13-5	Lab	srgt method blank	4/29/2013	Organic	1,3-Dimethyl-2-nitrobenzene	n/a	=	0.494	µg/L	EPA 525.2	-88	-88			
2012/13-5	Lab	srgt method blank, rec	4/29/2013	Organic	1,3-Dimethyl-2-nitrobenzene	n/a	=	99	%	EPA 525.2	-88	-88	73	136	
2012/13-5	Lab	srgt LCS	4/29/2013	Organic	1,3-Dimethyl-2-nitrobenzene	n/a	=	0.478	µg/L	EPA 525.2	-88	-88			
2012/13-5	Lab	srgt LCS, rec	4/29/2013	Organic	1,3-Dimethyl-2-nitrobenzene	n/a	=	96	%	EPA 525.2	-88	-88	73	136	
2012/13-5	Lab	srgt method blank	5/1/2013	Organic	1,3-Dimethyl-2-nitrobenzene	n/a	=	5.24	µg/L	EPA 525.2	-88	-88			
2012/13-5	Lab	srgt method blank, rec	5/1/2013	Organic	1,3-Dimethyl-2-nitrobenzene	n/a	=	105	%	EPA 525.2	-88	-88	73	136	
2012/13-5	Lab	srgt LCS	5/1/2013	Organic	1,3-Dimethyl-2-nitrobenzene	n/a	=	5.03	µg/L	EPA 525.2	-88	-88			
2012/13-5	Lab	srgt LCS, rec	5/1/2013	Organic	1,3-Dimethyl-2-nitrobenzene	n/a	=	101	%	EPA 525.2	-88	-88	73	136	
2012/13-5	Lab	srgt LCS dup	5/1/2013	Organic	1,3-Dimethyl-2-nitrobenzene	n/a	=	4.93	µg/L	EPA 525.2	-88	-88			
2012/13-5	Lab	srgt LCS dup, rec	5/1/2013	Organic	1,3-Dimethyl-2-nitrobenzene	n/a	=	99	%	EPA 525.2	-88	-88	73	136	
2012/13-5	Lab	srgt method blank	5/3/2013	Organic	1,3-Dimethyl-2-nitrobenzene	n/a	=	4.9	µg/L	EPA 525.2	-88	-88			
2012/13-5	Lab	srgt method blank, rec	5/3/2013	Organic	1,3-Dimethyl-2-nitrobenzene	n/a	=	98	%	EPA 525.2	-88	-88	73	136	
2012/13-5	Lab	srgt LCS	5/3/2013	Organic	1,3-Dimethyl-2-nitrobenzene	n/a	=	4.77	µg/L	EPA 525.2	-88	-88			
2012/13-5	Lab	srgt LCS, rec	5/3/2013	Organic	1,3-Dimethyl-2-nitrobenzene	n/a	=	95	%	EPA 525.2	-88	-88	73	136	
2012/13-5	Lab	srgt method blank	5/14/2013	Organic	1,3-Dimethyl-2-nitrobenzene	n/a	=	0.513	µg/L	EPA 525.2	-88	-88			
2012/13-5	Lab	srgt method blank, rec	5/14/2013	Organic	1,3-Dimethyl-2-nitrobenzene	n/a	=	103	%	EPA 525.2	-88	-88	73	136	
2012/13-5	Lab	srgt LCS	5/14/2013	Organic	1,3-Dimethyl-2-nitrobenzene	n/a	=	0.518	µg/L	EPA 525.2	-88	-88			
2012/13-5	Lab	srgt LCS, rec	5/14/2013	Organic	1,3-Dimethyl-2-nitrobenzene	n/a	=	104	%	EPA 525.2	-88	-88	73	136	

Appendix F
Laboratory QA/QC Analysis Results

Event ID	Site ID	QAQC Sample Type	Analysis Date	Classification	Constituent	Fraction	Sign	Result	Units	Method	MDL	RL	QA Limit		DQOComp
													Min	Max	
2012/13-5	Lab	srgt method blank	6/11/2013	Organic	1,3-Dimethyl-2-nitrobenzene	n/a	=	4.97	µg/L	EPA 525.2	-88	-88			
2012/13-5	Lab	srgt method blank, rec	6/11/2013	Organic	1,3-Dimethyl-2-nitrobenzene	n/a	=	99	%	EPA 525.2	-88	-88	73	136	
2012/13-5	Lab	srgt LCS	6/11/2013	Organic	1,3-Dimethyl-2-nitrobenzene	n/a	=	5.18	µg/L	EPA 525.2	-88	-88			
2012/13-5	Lab	srgt LCS, rec	6/11/2013	Organic	1,3-Dimethyl-2-nitrobenzene	n/a	=	104	%	EPA 525.2	-88	-88	73	136	
2012/13-5	Lab	srgt method blank	6/13/2013	Organic	1,3-Dimethyl-2-nitrobenzene	n/a	=	0.522	µg/L	EPA 525.2	-88	-88			
2012/13-5	Lab	srgt method blank, rec	6/13/2013	Organic	1,3-Dimethyl-2-nitrobenzene	n/a	=	104	%	EPA 525.2	-88	-88	73	136	
2012/13-5	Lab	srgt LCS	6/13/2013	Organic	1,3-Dimethyl-2-nitrobenzene	n/a	=	0.542	µg/L	EPA 525.2	-88	-88			
2012/13-5	Lab	srgt LCS, rec	6/13/2013	Organic	1,3-Dimethyl-2-nitrobenzene	n/a	=	108	%	EPA 525.2	-88	-88	73	136	
2012/13-5	ME-CC	srgt matrix spike	6/11/2013	Organic	1,3-Dimethyl-2-nitrobenzene	n/a	=	5.1	µg/L	EPA 525.2	-88	-88			
2012/13-5	ME-CC	srgt matrix spike, rec	6/11/2013	Organic	1,3-Dimethyl-2-nitrobenzene	n/a	=	102	%	EPA 525.2	-88	-88	73	136	
2012/13-5	ME-CC	srgt matrix spike dup	6/11/2013	Organic	1,3-Dimethyl-2-nitrobenzene	n/a	=	4.74	µg/L	EPA 525.2	-88	-88			
2012/13-5	ME-CC	srgt matrix spike dup, rec	6/11/2013	Organic	1,3-Dimethyl-2-nitrobenzene	n/a	=	95	%	EPA 525.2	-88	-88	73	136	
2012/13-5	ME-CC	srgt environ	6/11/2013	Organic	1,3-Dimethyl-2-nitrobenzene	n/a	=	4.9	µg/L	EPA 525.2	-88	-88			
2012/13-5	ME-CC	srgt environ, rec	6/11/2013	Organic	1,3-Dimethyl-2-nitrobenzene	n/a	=	98	%	EPA 525.2	-88	-88	73	136	
2012/13-5	ME-CC	srgt matrix spike	6/13/2013	Organic	1,3-Dimethyl-2-nitrobenzene	n/a	=	0.502	µg/L	EPA 525.2	-88	-88			
2012/13-5	ME-CC	srgt matrix spike, rec	6/13/2013	Organic	1,3-Dimethyl-2-nitrobenzene	n/a	=	100	%	EPA 525.2	-88	-88	73	136	
2012/13-5	ME-CC	srgt matrix spike dup	6/13/2013	Organic	1,3-Dimethyl-2-nitrobenzene	n/a	=	0.498	µg/L	EPA 525.2	-88	-88			
2012/13-5	ME-CC	srgt matrix spike dup, rec	6/13/2013	Organic	1,3-Dimethyl-2-nitrobenzene	n/a	=	100	%	EPA 525.2	-88	-88	73	136	
2012/13-5	ME-CC	srgt environ	6/13/2013	Organic	1,3-Dimethyl-2-nitrobenzene	n/a	=	0.493	µg/L	EPA 525.2	-88	-88			
2012/13-5	ME-CC	srgt environ, rec	6/13/2013	Organic	1,3-Dimethyl-2-nitrobenzene	n/a	=	99	%	EPA 525.2	-88	-88	73	136	
2012/13-5	ME-SCR	srgt environ	4/29/2013	Organic	1,3-Dimethyl-2-nitrobenzene	n/a	=	0.472	µg/L	EPA 525.2	-88	-88			
2012/13-5	ME-SCR	srgt environ, rec	4/29/2013	Organic	1,3-Dimethyl-2-nitrobenzene	n/a	=	94	%	EPA 525.2	-88	-88	73	136	
2012/13-5	ME-SCR	srgt environ	5/1/2013	Organic	1,3-Dimethyl-2-nitrobenzene	n/a	=	5.41	µg/L	EPA 525.2	-88	-88			
2012/13-5	ME-SCR	srgt environ, rec	5/1/2013	Organic	1,3-Dimethyl-2-nitrobenzene	n/a	=	108	%	EPA 525.2	-88	-88	73	136	
2012/13-5	ME-VR2	srgt environ	5/3/2013	Organic	1,3-Dimethyl-2-nitrobenzene	n/a	=	5.22	µg/L	EPA 525.2	-88	-88			
2012/13-5	ME-VR2	srgt environ, rec	5/3/2013	Organic	1,3-Dimethyl-2-nitrobenzene	n/a	=	104	%	EPA 525.2	-88	-88	73	136	
2012/13-5	ME-VR2	srgt environ	5/14/2013	Organic	1,3-Dimethyl-2-nitrobenzene	n/a	=	0.527	µg/L	EPA 525.2	-88	-88			
2012/13-5	ME-VR2	srgt environ, rec	5/14/2013	Organic	1,3-Dimethyl-2-nitrobenzene	n/a	=	105	%	EPA 525.2	-88	-88	73	136	
2012/13-5	MO-CAM	srgt environ	6/11/2013	Organic	1,3-Dimethyl-2-nitrobenzene	n/a	=	5.2	µg/L	EPA 525.2	-88	-88			
2012/13-5	MO-CAM	srgt environ, rec	6/11/2013	Organic	1,3-Dimethyl-2-nitrobenzene	n/a	=	104	%	EPA 525.2	-88	-88	73	136	
2012/13-5	MO-CAM	srgt environ	6/13/2013	Organic	1,3-Dimethyl-2-nitrobenzene	n/a	=	0.482	µg/L	EPA 525.2	-88	-88			
2012/13-5	MO-CAM	srgt environ, rec	6/13/2013	Organic	1,3-Dimethyl-2-nitrobenzene	n/a	=	96	%	EPA 525.2	-88	-88	73	136	
2012/13-5	MO-FIL	srgt environ	4/29/2013	Organic	1,3-Dimethyl-2-nitrobenzene	n/a	=	0.507	µg/L	EPA 525.2	-88	-88			
2012/13-5	MO-FIL	srgt environ, rec	4/29/2013	Organic	1,3-Dimethyl-2-nitrobenzene	n/a	=	101	%	EPA 525.2	-88	-88	73	136	
2012/13-5	MO-FIL	srgt environ	5/1/2013	Organic	1,3-Dimethyl-2-nitrobenzene	n/a	=	5.27	µg/L	EPA 525.2	-88	-88			
2012/13-5	MO-FIL	srgt environ, rec	5/1/2013	Organic	1,3-Dimethyl-2-nitrobenzene	n/a	=	105	%	EPA 525.2	-88	-88	73	136	
2012/13-5	MO-HUE	srgt environ	5/3/2013	Organic	1,3-Dimethyl-2-nitrobenzene	n/a	=	5.34	µg/L	EPA 525.2	-88	-88			
2012/13-5	MO-HUE	srgt environ, rec	5/3/2013	Organic	1,3-Dimethyl-2-nitrobenzene	n/a	=	107	%	EPA 525.2	-88	-88	73	136	
2012/13-5	MO-HUE	srgt environ	5/14/2013	Organic	1,3-Dimethyl-2-nitrobenzene	n/a	=	0.564	µg/L	EPA 525.2	-88	-88			
2012/13-5	MO-HUE	srgt environ, rec	5/14/2013	Organic	1,3-Dimethyl-2-nitrobenzene	n/a	=	113	%	EPA 525.2	-88	-88	73	136	
2012/13-5	MO-OJA	srgt matrix spike	5/3/2013	Organic	1,3-Dimethyl-2-nitrobenzene	n/a	=	5.1	µg/L	EPA 525.2	-88	-88			
2012/13-5	MO-OJA	srgt matrix spike, rec	5/3/2013	Organic	1,3-Dimethyl-2-nitrobenzene	n/a	=	102	%	EPA 525.2	-88	-88	73	136	
2012/13-5	MO-OJA	srgt matrix spike dup	5/3/2013	Organic	1,3-Dimethyl-2-nitrobenzene	n/a	=	5.06	µg/L	EPA 525.2	-88	-88			
2012/13-5	MO-OJA	srgt matrix spike dup, rec	5/3/2013	Organic	1,3-Dimethyl-2-nitrobenzene	n/a	=	101	%	EPA 525.2	-88	-88	73	136	
2012/13-5	MO-OJA	srgt environ	5/3/2013	Organic	1,3-Dimethyl-2-nitrobenzene	n/a	=	5.03	µg/L	EPA 525.2	-88	-88			
2012/13-5	MO-OJA	srgt environ, rec	5/3/2013	Organic	1,3-Dimethyl-2-nitrobenzene	n/a	=	101	%	EPA 525.2	-88	-88	73	136	
2012/13-5	MO-OJA	srgt matrix spike	5/14/2013	Organic	1,3-Dimethyl-2-nitrobenzene	n/a	=	0.496	µg/L	EPA 525.2	-88	-88			

Appendix F
Laboratory QA/QC Analysis Results

Event ID	Site ID	QAQC Sample Type	Analysis Date	Classification	Constituent	Fraction	Sign	Result	Units	Method	MDL	RL	QA Limit		DQOComp
													Min	Max	
2012/13-5	MO-OJA	srgt matrix spike, rec	5/14/2013	Organic	1,3-Dimethyl-2-nitrobenzene	n/a	=	99	%	EPA 525.2	-88	-88	73	136	
2012/13-5	MO-OJA	srgt matrix spike dup	5/14/2013	Organic	1,3-Dimethyl-2-nitrobenzene	n/a	=	0.503	µg/L	EPA 525.2	-88	-88			
2012/13-5	MO-OJA	srgt matrix spike dup, rec	5/14/2013	Organic	1,3-Dimethyl-2-nitrobenzene	n/a	=	101	%	EPA 525.2	-88	-88	73	136	
2012/13-5	MO-OJA	srgt environ	5/14/2013	Organic	1,3-Dimethyl-2-nitrobenzene	n/a	=	0.519	µg/L	EPA 525.2	-88	-88			
2012/13-5	MO-OJA	srgt environ, rec	5/14/2013	Organic	1,3-Dimethyl-2-nitrobenzene	n/a	=	104	%	EPA 525.2	-88	-88	73	136	
2012/13-5	MO-OXN	srgt matrix spike dup	4/29/2013	Organic	1,3-Dimethyl-2-nitrobenzene	n/a	=	0.513	µg/L	EPA 525.2	-88	-88			
2012/13-5	MO-OXN	srgt matrix spike dup, rec	4/29/2013	Organic	1,3-Dimethyl-2-nitrobenzene	n/a	=	103	%	EPA 525.2	-88	-88	73	136	
2012/13-5	MO-OXN	srgt matrix spike	4/29/2013	Organic	1,3-Dimethyl-2-nitrobenzene	n/a	=	0.5	µg/L	EPA 525.2	-88	-88			
2012/13-5	MO-OXN	srgt matrix spike, rec	4/29/2013	Organic	1,3-Dimethyl-2-nitrobenzene	n/a	=	100	%	EPA 525.2	-88	-88	73	136	
2012/13-5	MO-OXN	srgt environ	4/29/2013	Organic	1,3-Dimethyl-2-nitrobenzene	n/a	=	0.527	µg/L	EPA 525.2	-88	-88			
2012/13-5	MO-OXN	srgt environ, rec	4/29/2013	Organic	1,3-Dimethyl-2-nitrobenzene	n/a	=	105	%	EPA 525.2	-88	-88	73	136	
2012/13-5	MO-OXN	srgt environ	5/1/2013	Organic	1,3-Dimethyl-2-nitrobenzene	n/a	=	4.93	µg/L	EPA 525.2	-88	-88			
2012/13-5	MO-OXN	srgt environ, rec	5/1/2013	Organic	1,3-Dimethyl-2-nitrobenzene	n/a	=	99	%	EPA 525.2	-88	-88	73	136	
2012/13-5	MO-SIM	srgt environ	6/11/2013	Organic	1,3-Dimethyl-2-nitrobenzene	n/a	=	5.31	µg/L	EPA 525.2	-88	-88			
2012/13-5	MO-SIM	srgt environ, rec	6/11/2013	Organic	1,3-Dimethyl-2-nitrobenzene	n/a	=	106	%	EPA 525.2	-88	-88	73	136	
2012/13-5	MO-SIM	srgt environ	6/13/2013	Organic	1,3-Dimethyl-2-nitrobenzene	n/a	=	0.507	µg/L	EPA 525.2	-88	-88			
2012/13-5	MO-SIM	srgt environ, rec	6/13/2013	Organic	1,3-Dimethyl-2-nitrobenzene	n/a	=	101	%	EPA 525.2	-88	-88	73	136	
2012/13-5	MO-THO	srgt environ	6/11/2013	Organic	1,3-Dimethyl-2-nitrobenzene	n/a	=	5.05	µg/L	EPA 525.2	-88	-88			
2012/13-5	MO-THO	srgt environ, rec	6/11/2013	Organic	1,3-Dimethyl-2-nitrobenzene	n/a	=	101	%	EPA 525.2	-88	-88	73	136	
2012/13-5	MO-THO	srgt environ	6/13/2013	Organic	1,3-Dimethyl-2-nitrobenzene	n/a	=	0.502	µg/L	EPA 525.2	-88	-88			
2012/13-5	MO-THO	srgt environ, rec	6/13/2013	Organic	1,3-Dimethyl-2-nitrobenzene	n/a	=	100	%	EPA 525.2	-88	-88	73	136	
2012/13-5	MO-VEN	srgt environ	4/29/2013	Organic	1,3-Dimethyl-2-nitrobenzene	n/a	=	0.521	µg/L	EPA 525.2	-88	-88			
2012/13-5	MO-VEN	srgt environ, rec	4/29/2013	Organic	1,3-Dimethyl-2-nitrobenzene	n/a	=	104	%	EPA 525.2	-88	-88	73	136	
2012/13-5	MO-VEN	srgt environ	5/1/2013	Organic	1,3-Dimethyl-2-nitrobenzene	n/a	=	5.33	µg/L	EPA 525.2	-88	-88			
2012/13-5	MO-VEN	srgt environ, rec	5/1/2013	Organic	1,3-Dimethyl-2-nitrobenzene	n/a	=	107	%	EPA 525.2	-88	-88	73	136	
2012/13-5	Lab	LCS dup	5/6/2013	Organic	1,4-Dichlorobenzene	n/a	=	26	µg/L	EPA 625	0.53	1			
2012/13-5	Lab	LCS dup, rec	5/6/2013	Organic	1,4-Dichlorobenzene	n/a	=	52	%	EPA 625	-88	-88	20	124	
2012/13-5	Lab	LCS, RPD	5/6/2013	Organic	1,4-Dichlorobenzene	n/a	=	34	%	EPA 625	-88	-88	0	30	IL
2012/13-5	Lab	method blank	5/6/2013	Organic	1,4-Dichlorobenzene	n/a	<	0.53	µg/L	EPA 625	0.53	1			
2012/13-5	Lab	LCS	5/6/2013	Organic	1,4-Dichlorobenzene	n/a	=	36.5	µg/L	EPA 625	0.53	1			
2012/13-5	Lab	LCS, rec	5/6/2013	Organic	1,4-Dichlorobenzene	n/a	=	73	%	EPA 625	-88	-88	20	124	
2012/13-5	Lab	method blank	5/15/2013	Organic	1,4-Dichlorobenzene	n/a	<	0.55	µg/L	EPA 625	0.55	1			
2012/13-5	Lab	LCS	5/15/2013	Organic	1,4-Dichlorobenzene	n/a	=	27.6	µg/L	EPA 625	0.55	1			
2012/13-5	Lab	LCS, rec	5/15/2013	Organic	1,4-Dichlorobenzene	n/a	=	55	%	EPA 625	-88	-88	20	124	
2012/13-5	Lab	method blank	6/12/2013	Organic	1,4-Dichlorobenzene	n/a	<	0.55	µg/L	EPA 625	0.55	1			
2012/13-5	Lab	LCS	6/12/2013	Organic	1,4-Dichlorobenzene	n/a	=	32.1	µg/L	EPA 625	0.55	1			
2012/13-5	Lab	LCS, rec	6/12/2013	Organic	1,4-Dichlorobenzene	n/a	=	64	%	EPA 625	-88	-88	20	124	
2012/13-5	ME-CC	matrix spike	6/12/2013	Organic	1,4-Dichlorobenzene	n/a	=	29.4	µg/L	EPA 625	0.55	1			
2012/13-5	ME-CC	matrix spike, rec	6/12/2013	Organic	1,4-Dichlorobenzene	n/a	=	59	%	EPA 625	-88	-88	20	124	
2012/13-5	ME-CC	matrix spike dup	6/12/2013	Organic	1,4-Dichlorobenzene	n/a	=	41.8	µg/L	EPA 625	0.55	1			
2012/13-5	ME-CC	matrix spike dup, rec	6/12/2013	Organic	1,4-Dichlorobenzene	n/a	=	84	%	EPA 625	-88	-88	20	124	
2012/13-5	ME-CC	matrix spike, RPD	6/12/2013	Organic	1,4-Dichlorobenzene	n/a	=	35	%	EPA 625	-88	-88	0	30	IL
2012/13-5	MO-OJA	matrix spike	5/15/2013	Organic	1,4-Dichlorobenzene	n/a	=	27.7	µg/L	EPA 625	0.55	1			
2012/13-5	MO-OJA	matrix spike, rec	5/15/2013	Organic	1,4-Dichlorobenzene	n/a	=	55	%	EPA 625	-88	-88	20	124	
2012/13-5	MO-OJA	matrix spike dup	5/15/2013	Organic	1,4-Dichlorobenzene	n/a	=	33.5	µg/L	EPA 625	0.55	1			
2012/13-5	MO-OJA	matrix spike dup, rec	5/15/2013	Organic	1,4-Dichlorobenzene	n/a	=	67	%	EPA 625	-88	-88	20	124	
2012/13-5	MO-OJA	matrix spike, RPD	5/15/2013	Organic	1,4-Dichlorobenzene	n/a	=	19	%	EPA 625	-88	-88	0	30	

Appendix F
Laboratory QA/QC Analysis Results

Event ID	Site ID	QAQC Sample Type	Analysis Date	Classification	Constituent	Fraction	Sign	Result	Units	Method	MDL	RL	QA Limit		DQOComp
													Min	Max	
2012/13-5	Lab	srgt LCS	5/24/2013	Organic	1,4-Dichlorobenzene-d4	n/a	=	10.4	µg/L	EPA 524.2	-88	-88			
2012/13-5	Lab	srgt LCS, rec	5/24/2013	Organic	1,4-Dichlorobenzene-d4	n/a	=	104	%	EPA 524.2	-88	-88	70	130	
2012/13-5	Lab	srgt LCS dup	5/24/2013	Organic	1,4-Dichlorobenzene-d4	n/a	=	10.3	µg/L	EPA 524.2	-88	-88			
2012/13-5	Lab	srgt LCS dup, rec	5/24/2013	Organic	1,4-Dichlorobenzene-d4	n/a	=	103	%	EPA 524.2	-88	-88	70	130	
2012/13-5	Lab	srgt method blank	5/24/2013	Organic	1,4-Dichlorobenzene-d4	n/a	=	7.94	µg/L	EPA 524.2	-88	-88			
2012/13-5	Lab	srgt method blank, rec	5/24/2013	Organic	1,4-Dichlorobenzene-d4	n/a	=	79	%	EPA 524.2	-88	-88	70	130	
2012/13-5	ME-CC	srgt environ	5/25/2013	Organic	1,4-Dichlorobenzene-d4	n/a	=	7.83	µg/L	EPA 524.2	-88	-88			
2012/13-5	ME-CC	srgt environ, rec	5/25/2013	Organic	1,4-Dichlorobenzene-d4	n/a	=	78	%	EPA 524.2	-88	-88	70	130	
2012/13-5	MO-CAM	srgt environ	5/25/2013	Organic	1,4-Dichlorobenzene-d4	n/a	=	7.81	µg/L	EPA 524.2	-88	-88			
2012/13-5	MO-CAM	srgt environ, rec	5/25/2013	Organic	1,4-Dichlorobenzene-d4	n/a	=	78	%	EPA 524.2	-88	-88	70	130	
2012/13-5	MO-SIM	srgt environ	5/25/2013	Organic	1,4-Dichlorobenzene-d4	n/a	=	7.96	µg/L	EPA 524.2	-88	-88			
2012/13-5	MO-SIM	srgt environ, rec	5/25/2013	Organic	1,4-Dichlorobenzene-d4	n/a	=	80	%	EPA 524.2	-88	-88	70	130	
2012/13-5	MO-THO	srgt environ	5/25/2013	Organic	1,4-Dichlorobenzene-d4	n/a	=	7.65	µg/L	EPA 524.2	-88	-88			
2012/13-5	MO-THO	srgt environ, rec	5/25/2013	Organic	1,4-Dichlorobenzene-d4	n/a	=	76	%	EPA 524.2	-88	-88	70	130	
2012/13-5	Lab	method blank	5/11/2013	Organic	1-Methylnaphthalene	n/a	<	0.1	µg/L	EPA 8270Cm	0.1	0.1			
2012/13-5	Lab	method blank	5/11/2013	Organic	1-Methylnaphthalene	n/a	<	0.1	µg/L	EPA 8270Cm	0.1	0.1			
2012/13-5	Lab	method blank	6/18/2013	Organic	1-Methylnaphthalene	n/a	<	0.1	µg/L	EPA 8270Cm	0.1	0.1			
2012/13-5	Lab	method blank	5/10/2013	Organic	2,4,5-Trichlorophenol	n/a	<	0.29	µg/L	EPA 8270Cm	0.29	1			
2012/13-5	Lab	method blank	5/10/2013	Organic	2,4,5-Trichlorophenol	n/a	<	0.29	µg/L	EPA 8270Cm	0.29	1			
2012/13-5	Lab	method blank	6/16/2013	Organic	2,4,5-Trichlorophenol	n/a	<	0.29	µg/L	EPA 8270Cm	0.29	1			
2012/13-5	Lab	srgt LCS dup	5/6/2013	Organic	2,4,6-Tribromophenol	n/a	=	59.8	µg/L	EPA 625	-88	-88			
2012/13-5	Lab	srgt LCS dup, rec	5/6/2013	Organic	2,4,6-Tribromophenol	n/a	=	60	%	EPA 625	-88	-88	19	119	
2012/13-5	Lab	srgt method blank	5/6/2013	Organic	2,4,6-Tribromophenol	n/a	=	59.8	µg/L	EPA 625	-88	-88			
2012/13-5	Lab	srgt method blank, rec	5/6/2013	Organic	2,4,6-Tribromophenol	n/a	=	60	%	EPA 625	-88	-88	19	119	
2012/13-5	Lab	srgt LCS	5/6/2013	Organic	2,4,6-Tribromophenol	n/a	=	71.3	µg/L	EPA 625	-88	-88			
2012/13-5	Lab	srgt LCS, rec	5/6/2013	Organic	2,4,6-Tribromophenol	n/a	=	71	%	EPA 625	-88	-88	19	119	
2012/13-5	Lab	srgt method blank	5/10/2013	Organic	2,4,6-Tribromophenol	n/a	=	4.3	µg/L	EPA 8270Cm	-88	-88			GN
2012/13-5	Lab	srgt method blank, rec	5/10/2013	Organic	2,4,6-Tribromophenol	n/a	=	43	%	EPA 8270Cm	-88	-88	44	115	GN
2012/13-5	Lab	srgt LCS	5/10/2013	Organic	2,4,6-Tribromophenol	n/a	=	6.64	µg/L	EPA 8270Cm	-88	-88			
2012/13-5	Lab	srgt LCS, rec	5/10/2013	Organic	2,4,6-Tribromophenol	n/a	=	66	%	EPA 8270Cm	-88	-88	44	115	
2012/13-5	Lab	srgt LCS dup	5/10/2013	Organic	2,4,6-Tribromophenol	n/a	=	5.9	µg/L	EPA 8270Cm	-88	-88			
2012/13-5	Lab	srgt LCS dup, rec	5/10/2013	Organic	2,4,6-Tribromophenol	n/a	=	59	%	EPA 8270Cm	-88	-88	44	115	
2012/13-5	Lab	srgt method blank	5/10/2013	Organic	2,4,6-Tribromophenol	n/a	=	4.88	µg/L	EPA 8270Cm	-88	-88			
2012/13-5	Lab	srgt method blank, rec	5/10/2013	Organic	2,4,6-Tribromophenol	n/a	=	49	%	EPA 8270Cm	-88	-88	44	115	
2012/13-5	Lab	srgt LCS	5/10/2013	Organic	2,4,6-Tribromophenol	n/a	=	7.32	µg/L	EPA 8270Cm	-88	-88			
2012/13-5	Lab	srgt LCS, rec	5/10/2013	Organic	2,4,6-Tribromophenol	n/a	=	73	%	EPA 8270Cm	-88	-88	44	115	
2012/13-5	Lab	srgt method blank	5/15/2013	Organic	2,4,6-Tribromophenol	n/a	=	64.8	µg/L	EPA 625	-88	-88			
2012/13-5	Lab	srgt method blank, rec	5/15/2013	Organic	2,4,6-Tribromophenol	n/a	=	65	%	EPA 625	-88	-88	19	119	
2012/13-5	Lab	srgt LCS	5/15/2013	Organic	2,4,6-Tribromophenol	n/a	=	59.3	µg/L	EPA 625	-88	-88			
2012/13-5	Lab	srgt LCS, rec	5/15/2013	Organic	2,4,6-Tribromophenol	n/a	=	59	%	EPA 625	-88	-88	19	119	
2012/13-5	Lab	srgt method blank	6/12/2013	Organic	2,4,6-Tribromophenol	n/a	=	52	µg/L	EPA 625	-88	-88			
2012/13-5	Lab	srgt method blank, rec	6/12/2013	Organic	2,4,6-Tribromophenol	n/a	=	52	%	EPA 625	-88	-88	19	119	
2012/13-5	Lab	srgt LCS	6/12/2013	Organic	2,4,6-Tribromophenol	n/a	=	57.9	µg/L	EPA 625	-88	-88			
2012/13-5	Lab	srgt LCS, rec	6/12/2013	Organic	2,4,6-Tribromophenol	n/a	=	58	%	EPA 625	-88	-88	19	119	
2012/13-5	Lab	srgt method blank	6/16/2013	Organic	2,4,6-Tribromophenol	n/a	=	4.67	µg/L	EPA 8270Cm	-88	-88			
2012/13-5	Lab	srgt method blank, rec	6/16/2013	Organic	2,4,6-Tribromophenol	n/a	=	47	%	EPA 8270Cm	-88	-88	44	115	
2012/13-5	Lab	srgt LCS	6/16/2013	Organic	2,4,6-Tribromophenol	n/a	=	5.22	µg/L	EPA 8270Cm	-88	-88			

Appendix F
Laboratory QA/QC Analysis Results

Event ID	Site ID	QAQC Sample Type	Analysis Date	Classification	Constituent	Fraction	Sign	Result	Units	Method	MDL	RL	QA Limit		DQOComp
													Min	Max	
2012/13-5	Lab	srgt LCS, rec	6/16/2013	Organic	2,4,6-Tribromophenol	n/a	=	52	%	EPA 8270Cm	-88	-88	44	115	
2012/13-5	ME-CC	srgt matrix spike	6/12/2013	Organic	2,4,6-Tribromophenol	n/a	=	63.9	µg/L	EPA 625	-88	-88			
2012/13-5	ME-CC	srgt matrix spike, rec	6/12/2013	Organic	2,4,6-Tribromophenol	n/a	=	64	%	EPA 625	-88	-88	19	119	
2012/13-5	ME-CC	srgt matrix spike dup	6/12/2013	Organic	2,4,6-Tribromophenol	n/a	=	71.5	µg/L	EPA 625	-88	-88			
2012/13-5	ME-CC	srgt matrix spike dup, rec	6/12/2013	Organic	2,4,6-Tribromophenol	n/a	=	71	%	EPA 625	-88	-88	19	119	
2012/13-5	ME-CC	srgt environ	6/12/2013	Organic	2,4,6-Tribromophenol	n/a	=	60.6	µg/L	EPA 625	-88	-88			
2012/13-5	ME-CC	srgt environ, rec	6/12/2013	Organic	2,4,6-Tribromophenol	n/a	=	61	%	EPA 625	-88	-88	19	119	
2012/13-5	ME-CC	srgt matrix spike	6/16/2013	Organic	2,4,6-Tribromophenol	n/a	=	8.47	µg/L	EPA 8270Cm	-88	-88			
2012/13-5	ME-CC	srgt matrix spike, rec	6/16/2013	Organic	2,4,6-Tribromophenol	n/a	=	85	%	EPA 8270Cm	-88	-88	44	115	
2012/13-5	ME-CC	srgt matrix spike dup	6/16/2013	Organic	2,4,6-Tribromophenol	n/a	=	6.45	µg/L	EPA 8270Cm	-88	-88			
2012/13-5	ME-CC	srgt matrix spike dup, rec	6/16/2013	Organic	2,4,6-Tribromophenol	n/a	=	64	%	EPA 8270Cm	-88	-88	44	115	
2012/13-5	ME-CC	srgt environ	6/16/2013	Organic	2,4,6-Tribromophenol	n/a	=	6.13	µg/L	EPA 8270Cm	-88	-88			
2012/13-5	ME-CC	srgt environ, rec	6/16/2013	Organic	2,4,6-Tribromophenol	n/a	=	61	%	EPA 8270Cm	-88	-88	44	115	
2012/13-5	ME-SCR	srgt environ	5/6/2013	Organic	2,4,6-Tribromophenol	n/a	=	46.7	µg/L	EPA 625	-88	-88			
2012/13-5	ME-SCR	srgt environ, rec	5/6/2013	Organic	2,4,6-Tribromophenol	n/a	=	47	%	EPA 625	-88	-88	19	119	
2012/13-5	ME-SCR	srgt environ	5/10/2013	Organic	2,4,6-Tribromophenol	n/a	=	4.6	µg/L	EPA 8270Cm	-88	-88			
2012/13-5	ME-SCR	srgt environ, rec	5/10/2013	Organic	2,4,6-Tribromophenol	n/a	=	46	%	EPA 8270Cm	-88	-88	44	115	
2012/13-5	ME-VR2	srgt environ	5/10/2013	Organic	2,4,6-Tribromophenol	n/a	=	0.84	µg/L	EPA 8270Cm	-88	-88			GN
2012/13-5	ME-VR2	srgt environ, rec	5/10/2013	Organic	2,4,6-Tribromophenol	n/a	=	8	%	EPA 8270Cm	-88	-88	44	115	GN
2012/13-5	ME-VR2	srgt environ	5/15/2013	Organic	2,4,6-Tribromophenol	n/a	=	45.1	µg/L	EPA 625	-88	-88			
2012/13-5	ME-VR2	srgt environ, rec	5/15/2013	Organic	2,4,6-Tribromophenol	n/a	=	45	%	EPA 625	-88	-88	19	119	
2012/13-5	MO-CAM	srgt environ	6/12/2013	Organic	2,4,6-Tribromophenol	n/a	=	55.6	µg/L	EPA 625	-88	-88			
2012/13-5	MO-CAM	srgt environ, rec	6/12/2013	Organic	2,4,6-Tribromophenol	n/a	=	56	%	EPA 625	-88	-88	19	119	
2012/13-5	MO-CAM	srgt environ	6/16/2013	Organic	2,4,6-Tribromophenol	n/a	=	5.9	µg/L	EPA 8270Cm	-88	-88			
2012/13-5	MO-CAM	srgt environ, rec	6/16/2013	Organic	2,4,6-Tribromophenol	n/a	=	59	%	EPA 8270Cm	-88	-88	44	115	
2012/13-5	MO-FIL	srgt environ	5/7/2013	Organic	2,4,6-Tribromophenol	n/a	=	56.6	µg/L	EPA 625	-88	-88			
2012/13-5	MO-FIL	srgt environ, rec	5/7/2013	Organic	2,4,6-Tribromophenol	n/a	=	57	%	EPA 625	-88	-88	19	119	
2012/13-5	MO-FIL	srgt environ	5/10/2013	Organic	2,4,6-Tribromophenol	n/a	=	7.2	µg/L	EPA 8270Cm	-88	-88			
2012/13-5	MO-FIL	srgt environ, rec	5/10/2013	Organic	2,4,6-Tribromophenol	n/a	=	72	%	EPA 8270Cm	-88	-88	44	115	
2012/13-5	MO-HUE	srgt environ	5/10/2013	Organic	2,4,6-Tribromophenol	n/a	=	5.62	µg/L	EPA 8270Cm	-88	-88			
2012/13-5	MO-HUE	srgt environ, rec	5/10/2013	Organic	2,4,6-Tribromophenol	n/a	=	56	%	EPA 8270Cm	-88	-88	44	115	
2012/13-5	MO-HUE	srgt environ	5/15/2013	Organic	2,4,6-Tribromophenol	n/a	=	55.1	µg/L	EPA 625	-88	-88			
2012/13-5	MO-HUE	srgt environ, rec	5/15/2013	Organic	2,4,6-Tribromophenol	n/a	=	55	%	EPA 625	-88	-88	19	119	
2012/13-5	MO-OJA	srgt matrix spike	5/10/2013	Organic	2,4,6-Tribromophenol	n/a	=	2.8	µg/L	EPA 8270Cm	-88	-88			GN
2012/13-5	MO-OJA	srgt matrix spike, rec	5/10/2013	Organic	2,4,6-Tribromophenol	n/a	=	28	%	EPA 8270Cm	-88	-88	44	115	GN
2012/13-5	MO-OJA	srgt matrix spike dup	5/10/2013	Organic	2,4,6-Tribromophenol	n/a	=	3.77	µg/L	EPA 8270Cm	-88	-88			GN
2012/13-5	MO-OJA	srgt matrix spike dup, rec	5/10/2013	Organic	2,4,6-Tribromophenol	n/a	=	38	%	EPA 8270Cm	-88	-88	44	115	GN
2012/13-5	MO-OJA	srgt environ	5/10/2013	Organic	2,4,6-Tribromophenol	n/a	=	4.91	µg/L	EPA 8270Cm	-88	-88			
2012/13-5	MO-OJA	srgt environ, rec	5/10/2013	Organic	2,4,6-Tribromophenol	n/a	=	49	%	EPA 8270Cm	-88	-88	44	115	
2012/13-5	MO-OJA	srgt matrix spike	5/15/2013	Organic	2,4,6-Tribromophenol	n/a	=	59.9	µg/L	EPA 625	-88	-88			
2012/13-5	MO-OJA	srgt matrix spike, rec	5/15/2013	Organic	2,4,6-Tribromophenol	n/a	=	60	%	EPA 625	-88	-88	19	119	
2012/13-5	MO-OJA	srgt matrix spike dup	5/15/2013	Organic	2,4,6-Tribromophenol	n/a	=	63.7	µg/L	EPA 625	-88	-88			
2012/13-5	MO-OJA	srgt matrix spike dup, rec	5/15/2013	Organic	2,4,6-Tribromophenol	n/a	=	64	%	EPA 625	-88	-88	19	119	
2012/13-5	MO-OJA	srgt environ	5/15/2013	Organic	2,4,6-Tribromophenol	n/a	=	54.5	µg/L	EPA 625	-88	-88			
2012/13-5	MO-OJA	srgt environ, rec	5/15/2013	Organic	2,4,6-Tribromophenol	n/a	=	54	%	EPA 625	-88	-88	19	119	
2012/13-5	MO-OXN	srgt environ	5/7/2013	Organic	2,4,6-Tribromophenol	n/a	=	52.9	µg/L	EPA 625	-88	-88			
2012/13-5	MO-OXN	srgt environ, rec	5/7/2013	Organic	2,4,6-Tribromophenol	n/a	=	53	%	EPA 625	-88	-88	19	119	

Appendix F
Laboratory QA/QC Analysis Results

Event ID	Site ID	QAQC Sample Type	Analysis Date	Classification	Constituent	Fraction	Sign	Result	Units	Method	MDL	RL	QA Limit		DQOComp
													Min	Max	
2012/13-5	MO-OXN	srgt environ	5/10/2013	Organic	2,4,6-Tribromophenol	n/a	=	5.44	µg/L	EPA 8270Cm	-88	-88			
2012/13-5	MO-OXN	srgt environ, rec	5/10/2013	Organic	2,4,6-Tribromophenol	n/a	=	54	%	EPA 8270Cm	-88	-88	44	115	
2012/13-5	MO-SIM	srgt environ	6/12/2013	Organic	2,4,6-Tribromophenol	n/a	=	63.8	µg/L	EPA 625	-88	-88			
2012/13-5	MO-SIM	srgt environ, rec	6/12/2013	Organic	2,4,6-Tribromophenol	n/a	=	64	%	EPA 625	-88	-88	19	119	
2012/13-5	MO-SIM	srgt environ	6/16/2013	Organic	2,4,6-Tribromophenol	n/a	=	6.71	µg/L	EPA 8270Cm	-88	-88			
2012/13-5	MO-SIM	srgt environ, rec	6/16/2013	Organic	2,4,6-Tribromophenol	n/a	=	67	%	EPA 8270Cm	-88	-88	44	115	
2012/13-5	MO-THO	srgt environ	6/12/2013	Organic	2,4,6-Tribromophenol	n/a	=	58.8	µg/L	EPA 625	-88	-88			
2012/13-5	MO-THO	srgt environ, rec	6/12/2013	Organic	2,4,6-Tribromophenol	n/a	=	59	%	EPA 625	-88	-88	19	119	
2012/13-5	MO-THO	srgt environ	6/16/2013	Organic	2,4,6-Tribromophenol	n/a	=	5.58	µg/L	EPA 8270Cm	-88	-88			
2012/13-5	MO-THO	srgt environ, rec	6/16/2013	Organic	2,4,6-Tribromophenol	n/a	=	56	%	EPA 8270Cm	-88	-88	44	115	
2012/13-5	MO-VEN	srgt environ	5/7/2013	Organic	2,4,6-Tribromophenol	n/a	=	36.9	µg/L	EPA 625	-88	-88			
2012/13-5	MO-VEN	srgt environ, rec	5/7/2013	Organic	2,4,6-Tribromophenol	n/a	=	37	%	EPA 625	-88	-88	19	119	
2012/13-5	MO-VEN	srgt environ	5/10/2013	Organic	2,4,6-Tribromophenol	n/a	=	3.3	µg/L	EPA 8270Cm	-88	-88			GN
2012/13-5	MO-VEN	srgt environ, rec	5/10/2013	Organic	2,4,6-Tribromophenol	n/a	=	33	%	EPA 8270Cm	-88	-88	44	115	GN
2012/13-5	Lab	method blank	5/10/2013	Organic	2,4,6-Trichlorophenol	n/a	<	0.3	µg/L	EPA 8270Cm	0.3	1			
2012/13-5	Lab	LCS	5/10/2013	Organic	2,4,6-Trichlorophenol	n/a	=	6.63	µg/L	EPA 8270Cm	0.3	1			
2012/13-5	Lab	LCS, rec	5/10/2013	Organic	2,4,6-Trichlorophenol	n/a	=	66	%	EPA 8270Cm	-88	-88	52	150	
2012/13-5	Lab	LCS dup	5/10/2013	Organic	2,4,6-Trichlorophenol	n/a	=	6.14	µg/L	EPA 8270Cm	0.3	1			
2012/13-5	Lab	LCS dup, rec	5/10/2013	Organic	2,4,6-Trichlorophenol	n/a	=	61	%	EPA 8270Cm	-88	-88	52	150	
2012/13-5	Lab	LCS, RPD	5/10/2013	Organic	2,4,6-Trichlorophenol	n/a	=	8	%	EPA 8270Cm	-88	-88	0	30	
2012/13-5	Lab	method blank	5/10/2013	Organic	2,4,6-Trichlorophenol	n/a	<	0.3	µg/L	EPA 8270Cm	0.3	1			
2012/13-5	Lab	LCS	5/10/2013	Organic	2,4,6-Trichlorophenol	n/a	=	7.09	µg/L	EPA 8270Cm	0.3	1			
2012/13-5	Lab	LCS, rec	5/10/2013	Organic	2,4,6-Trichlorophenol	n/a	=	71	%	EPA 8270Cm	-88	-88	52	150	
2012/13-5	Lab	method blank	6/16/2013	Organic	2,4,6-Trichlorophenol	n/a	<	0.3	µg/L	EPA 8270Cm	0.3	1			
2012/13-5	Lab	LCS	6/16/2013	Organic	2,4,6-Trichlorophenol	n/a	=	5.07	µg/L	EPA 8270Cm	0.3	1			EUM
2012/13-5	Lab	LCS, rec	6/16/2013	Organic	2,4,6-Trichlorophenol	n/a	=	51	%	EPA 8270Cm	-88	-88	52	150	EUM
2012/13-5	Lab	method blank	5/10/2013	Organic	2,4-Dichlorophenol	n/a	<	0.51	µg/L	EPA 8270Cm	0.51	1			
2012/13-5	Lab	LCS	5/10/2013	Organic	2,4-Dichlorophenol	n/a	=	6.19	µg/L	EPA 8270Cm	0.51	1			
2012/13-5	Lab	LCS, rec	5/10/2013	Organic	2,4-Dichlorophenol	n/a	=	62	%	EPA 8270Cm	-88	-88	53	106	
2012/13-5	Lab	LCS dup	5/10/2013	Organic	2,4-Dichlorophenol	n/a	=	5.69	µg/L	EPA 8270Cm	0.51	1			
2012/13-5	Lab	LCS dup, rec	5/10/2013	Organic	2,4-Dichlorophenol	n/a	=	57	%	EPA 8270Cm	-88	-88	53	106	
2012/13-5	Lab	LCS, RPD	5/10/2013	Organic	2,4-Dichlorophenol	n/a	=	8	%	EPA 8270Cm	-88	-88	0	30	
2012/13-5	Lab	method blank	5/10/2013	Organic	2,4-Dichlorophenol	n/a	<	0.51	µg/L	EPA 8270Cm	0.51	1			
2012/13-5	Lab	LCS	5/10/2013	Organic	2,4-Dichlorophenol	n/a	=	6.42	µg/L	EPA 8270Cm	0.51	1			
2012/13-5	Lab	LCS, rec	5/10/2013	Organic	2,4-Dichlorophenol	n/a	=	64	%	EPA 8270Cm	-88	-88	53	106	
2012/13-5	Lab	method blank	6/16/2013	Organic	2,4-Dichlorophenol	n/a	<	0.51	µg/L	EPA 8270Cm	0.51	1			
2012/13-5	Lab	LCS	6/16/2013	Organic	2,4-Dichlorophenol	n/a	=	5.08	µg/L	EPA 8270Cm	0.51	1			EUM
2012/13-5	Lab	LCS, rec	6/16/2013	Organic	2,4-Dichlorophenol	n/a	=	51	%	EPA 8270Cm	-88	-88	53	106	EUM
2012/13-5	000NONPJ	srgt matrix spike	4/26/2013	Organic	2,4-Dichlorophenylacetic acid	n/a	=	9.26	µg/L	EPA 515.3	-88	-88			
2012/13-5	000NONPJ	srgt matrix spike, rec	4/26/2013	Organic	2,4-Dichlorophenylacetic acid	n/a	=	93	%	EPA 515.3	-88	-88	70	130	
2012/13-5	000NONPJ	srgt matrix spike dup	4/26/2013	Organic	2,4-Dichlorophenylacetic acid	n/a	=	9.3	µg/L	EPA 515.3	-88	-88			
2012/13-5	000NONPJ	srgt matrix spike dup, rec	4/26/2013	Organic	2,4-Dichlorophenylacetic acid	n/a	=	93	%	EPA 515.3	-88	-88	70	130	
2012/13-5	000NONPJ	srgt matrix spike	6/6/2013	Organic	2,4-Dichlorophenylacetic acid	n/a	=	8.46	µg/L	EPA 515.3	-88	-88			
2012/13-5	000NONPJ	srgt matrix spike, rec	6/6/2013	Organic	2,4-Dichlorophenylacetic acid	n/a	=	85	%	EPA 515.3	-88	-88	70	130	
2012/13-5	000NONPJ	srgt matrix spike dup	6/6/2013	Organic	2,4-Dichlorophenylacetic acid	n/a	=	8.16	µg/L	EPA 515.3	-88	-88			
2012/13-5	000NONPJ	srgt matrix spike dup, rec	6/6/2013	Organic	2,4-Dichlorophenylacetic acid	n/a	=	82	%	EPA 515.3	-88	-88	70	130	
2012/13-5	Lab	srgt method blank	4/26/2013	Organic	2,4-Dichlorophenylacetic acid	n/a	=	8.93	µg/L	EPA 515.3	-88	-88			

Appendix F
Laboratory QA/QC Analysis Results

Event ID	Site ID	QAQC Sample Type	Analysis Date	Classification	Constituent	Fraction	Sign	Result	Units	Method	MDL	RL	QA Limit		DQOComp
													Min	Max	
2012/13-5	Lab	srgt method blank, rec	4/26/2013	Organic	2,4-Dichlorophenylacetic acid	n/a	=	89	%	EPA 515.3	-88	-88	70	130	
2012/13-5	Lab	srgt LCS	4/26/2013	Organic	2,4-Dichlorophenylacetic acid	n/a	=	9.36	µg/L	EPA 515.3	-88	-88			
2012/13-5	Lab	srgt LCS, rec	4/26/2013	Organic	2,4-Dichlorophenylacetic acid	n/a	=	94	%	EPA 515.3	-88	-88	70	130	
2012/13-5	Lab	srgt method blank	5/8/2013	Organic	2,4-Dichlorophenylacetic acid	n/a	=	8.74	µg/L	EPA 515.3	-88	-88			
2012/13-5	Lab	srgt method blank, rec	5/8/2013	Organic	2,4-Dichlorophenylacetic acid	n/a	=	87	%	EPA 515.3	-88	-88	70	130	
2012/13-5	Lab	srgt LCS	5/8/2013	Organic	2,4-Dichlorophenylacetic acid	n/a	=	9.11	µg/L	EPA 515.3	-88	-88			
2012/13-5	Lab	srgt LCS, rec	5/8/2013	Organic	2,4-Dichlorophenylacetic acid	n/a	=	91	%	EPA 515.3	-88	-88	70	130	
2012/13-5	Lab	srgt method blank	6/6/2013	Organic	2,4-Dichlorophenylacetic acid	n/a	=	8.07	µg/L	EPA 515.3	-88	-88			
2012/13-5	Lab	srgt method blank, rec	6/6/2013	Organic	2,4-Dichlorophenylacetic acid	n/a	=	81	%	EPA 515.3	-88	-88	70	130	
2012/13-5	Lab	srgt LCS	6/6/2013	Organic	2,4-Dichlorophenylacetic acid	n/a	=	8.26	µg/L	EPA 515.3	-88	-88			
2012/13-5	Lab	srgt LCS, rec	6/6/2013	Organic	2,4-Dichlorophenylacetic acid	n/a	=	83	%	EPA 515.3	-88	-88	70	130	
2012/13-5	ME-CC	srgt matrix spike	6/6/2013	Organic	2,4-Dichlorophenylacetic acid	n/a	=	8.12	µg/L	EPA 515.3	-88	-88			
2012/13-5	ME-CC	srgt matrix spike, rec	6/6/2013	Organic	2,4-Dichlorophenylacetic acid	n/a	=	81	%	EPA 515.3	-88	-88	70	130	
2012/13-5	ME-CC	srgt matrix spike dup	6/6/2013	Organic	2,4-Dichlorophenylacetic acid	n/a	=	8.19	µg/L	EPA 515.3	-88	-88			
2012/13-5	ME-CC	srgt matrix spike dup, rec	6/6/2013	Organic	2,4-Dichlorophenylacetic acid	n/a	=	82	%	EPA 515.3	-88	-88	70	130	
2012/13-5	ME-CC	srgt environ	6/6/2013	Organic	2,4-Dichlorophenylacetic acid	n/a	=	7.45	µg/L	EPA 515.3	-88	-88			
2012/13-5	ME-CC	srgt environ, rec	6/6/2013	Organic	2,4-Dichlorophenylacetic acid	n/a	=	74	%	EPA 515.3	-88	-88	70	130	
2012/13-5	ME-SCR	srgt environ	4/26/2013	Organic	2,4-Dichlorophenylacetic acid	n/a	=	8.68	µg/L	EPA 515.3	-88	-88			
2012/13-5	ME-SCR	srgt environ, rec	4/26/2013	Organic	2,4-Dichlorophenylacetic acid	n/a	=	87	%	EPA 515.3	-88	-88	70	130	
2012/13-5	ME-VR2	srgt environ	5/8/2013	Organic	2,4-Dichlorophenylacetic acid	n/a	=	8.41	µg/L	EPA 515.3	-88	-88			
2012/13-5	ME-VR2	srgt environ, rec	5/8/2013	Organic	2,4-Dichlorophenylacetic acid	n/a	=	84	%	EPA 515.3	-88	-88	70	130	
2012/13-5	MO-CAM	srgt environ	6/7/2013	Organic	2,4-Dichlorophenylacetic acid	n/a	=	7.91	µg/L	EPA 515.3	-88	-88			
2012/13-5	MO-CAM	srgt environ, rec	6/7/2013	Organic	2,4-Dichlorophenylacetic acid	n/a	=	79	%	EPA 515.3	-88	-88	70	130	
2012/13-5	MO-FIL	srgt environ	4/26/2013	Organic	2,4-Dichlorophenylacetic acid	n/a	=	8.69	µg/L	EPA 515.3	-88	-88			
2012/13-5	MO-FIL	srgt environ, rec	4/26/2013	Organic	2,4-Dichlorophenylacetic acid	n/a	=	87	%	EPA 515.3	-88	-88	70	130	
2012/13-5	MO-HUE	srgt environ	5/9/2013	Organic	2,4-Dichlorophenylacetic acid	n/a	=	8.73	µg/L	EPA 515.3	-88	-88			
2012/13-5	MO-HUE	srgt environ, rec	5/9/2013	Organic	2,4-Dichlorophenylacetic acid	n/a	=	87	%	EPA 515.3	-88	-88	70	130	
2012/13-5	MO-OJA	srgt matrix spike	5/8/2013	Organic	2,4-Dichlorophenylacetic acid	n/a	=	9.08	µg/L	EPA 515.3	-88	-88			
2012/13-5	MO-OJA	srgt matrix spike, rec	5/8/2013	Organic	2,4-Dichlorophenylacetic acid	n/a	=	91	%	EPA 515.3	-88	-88	70	130	
2012/13-5	MO-OJA	srgt matrix spike dup	5/8/2013	Organic	2,4-Dichlorophenylacetic acid	n/a	=	9.07	µg/L	EPA 515.3	-88	-88			
2012/13-5	MO-OJA	srgt matrix spike dup, rec	5/8/2013	Organic	2,4-Dichlorophenylacetic acid	n/a	=	91	%	EPA 515.3	-88	-88	70	130	
2012/13-5	MO-OJA	srgt environ	5/9/2013	Organic	2,4-Dichlorophenylacetic acid	n/a	=	9.09	µg/L	EPA 515.3	-88	-88			
2012/13-5	MO-OJA	srgt environ, rec	5/9/2013	Organic	2,4-Dichlorophenylacetic acid	n/a	=	91	%	EPA 515.3	-88	-88	70	130	
2012/13-5	MO-OXN	srgt environ	4/26/2013	Organic	2,4-Dichlorophenylacetic acid	n/a	=	8.88	µg/L	EPA 515.3	-88	-88			
2012/13-5	MO-OXN	srgt environ, rec	4/26/2013	Organic	2,4-Dichlorophenylacetic acid	n/a	=	89	%	EPA 515.3	-88	-88	70	130	
2012/13-5	MO-SIM	srgt environ	6/7/2013	Organic	2,4-Dichlorophenylacetic acid	n/a	=	8.2	µg/L	EPA 515.3	-88	-88			
2012/13-5	MO-SIM	srgt environ, rec	6/7/2013	Organic	2,4-Dichlorophenylacetic acid	n/a	=	82	%	EPA 515.3	-88	-88	70	130	
2012/13-5	MO-THO	srgt environ	6/7/2013	Organic	2,4-Dichlorophenylacetic acid	n/a	=	7.97	µg/L	EPA 515.3	-88	-88			
2012/13-5	MO-THO	srgt environ, rec	6/7/2013	Organic	2,4-Dichlorophenylacetic acid	n/a	=	80	%	EPA 515.3	-88	-88	70	130	
2012/13-5	MO-VEN	srgt environ	4/26/2013	Organic	2,4-Dichlorophenylacetic acid	n/a	=	8.24	µg/L	EPA 515.3	-88	-88			
2012/13-5	MO-VEN	srgt environ, rec	4/26/2013	Organic	2,4-Dichlorophenylacetic acid	n/a	=	82	%	EPA 515.3	-88	-88	70	130	
2012/13-5	Lab	method blank	5/10/2013	Organic	2,4-Dimethylphenol	n/a	<	1	µg/L	EPA 8270Cm	1	2			
2012/13-5	Lab	LCS	5/10/2013	Organic	2,4-Dimethylphenol	n/a	=	6.01	µg/L	EPA 8270Cm	1	2			
2012/13-5	Lab	LCS, rec	5/10/2013	Organic	2,4-Dimethylphenol	n/a	=	60	%	EPA 8270Cm	-88	-88	21	99	
2012/13-5	Lab	LCS dup	5/10/2013	Organic	2,4-Dimethylphenol	n/a	=	4.83	µg/L	EPA 8270Cm	1	2			
2012/13-5	Lab	LCS dup, rec	5/10/2013	Organic	2,4-Dimethylphenol	n/a	=	48	%	EPA 8270Cm	-88	-88	21	99	
2012/13-5	Lab	LCS, RPD	5/10/2013	Organic	2,4-Dimethylphenol	n/a	=	22	%	EPA 8270Cm	-88	-88	0	30	

Appendix F
Laboratory QA/QC Analysis Results

Event ID	Site ID	QAQC Sample Type	Analysis Date	Classification	Constituent	Fraction	Sign	Result	Units	Method	MDL	RL	QA Limit		DQOComp
													Min	Max	
2012/13-5	Lab	method blank	5/10/2013	Organic	2,4-Dimethylphenol	n/a	<	1	µg/L	EPA 8270Cm	1	2			
2012/13-5	Lab	LCS	5/10/2013	Organic	2,4-Dimethylphenol	n/a	=	6.3	µg/L	EPA 8270Cm	1	2			
2012/13-5	Lab	LCS, rec	5/10/2013	Organic	2,4-Dimethylphenol	n/a	=	63	%	EPA 8270Cm	-88	-88	21	99	
2012/13-5	Lab	method blank	6/16/2013	Organic	2,4-Dimethylphenol	n/a	<	1	µg/L	EPA 8270Cm	1	2			
2012/13-5	Lab	LCS	6/16/2013	Organic	2,4-Dimethylphenol	n/a	=	4.74	µg/L	EPA 8270Cm	1	2			
2012/13-5	Lab	LCS, rec	6/16/2013	Organic	2,4-Dimethylphenol	n/a	=	47	%	EPA 8270Cm	-88	-88	21	99	
2012/13-5	Lab	method blank	5/10/2013	Organic	2,4-Dinitrophenol	n/a	<	1	µg/L	EPA 8270Cm	1	2			
2012/13-5	Lab	LCS	5/10/2013	Organic	2,4-Dinitrophenol	n/a	=	3.45	µg/L	EPA 8270Cm	1	2			
2012/13-5	Lab	LCS, rec	5/10/2013	Organic	2,4-Dinitrophenol	n/a	=	34	%	EPA 8270Cm	-88	-88	2	227	
2012/13-5	Lab	LCS dup	5/10/2013	Organic	2,4-Dinitrophenol	n/a	=	5.84	µg/L	EPA 8270Cm	1	2			
2012/13-5	Lab	LCS dup, rec	5/10/2013	Organic	2,4-Dinitrophenol	n/a	=	58	%	EPA 8270Cm	-88	-88	2	227	
2012/13-5	Lab	LCS, RPD	5/10/2013	Organic	2,4-Dinitrophenol	n/a	=	51	%	EPA 8270Cm	-88	-88	0	30	IL
2012/13-5	Lab	method blank	5/10/2013	Organic	2,4-Dinitrophenol	n/a	<	1	µg/L	EPA 8270Cm	1	2			
2012/13-5	Lab	LCS	5/10/2013	Organic	2,4-Dinitrophenol	n/a	=	6.34	µg/L	EPA 8270Cm	1	2			
2012/13-5	Lab	LCS, rec	5/10/2013	Organic	2,4-Dinitrophenol	n/a	=	63	%	EPA 8270Cm	-88	-88	2	227	
2012/13-5	Lab	method blank	6/16/2013	Organic	2,4-Dinitrophenol	n/a	<	1	µg/L	EPA 8270Cm	1	2			
2012/13-5	Lab	LCS	6/16/2013	Organic	2,4-Dinitrophenol	n/a	=	4.05	µg/L	EPA 8270Cm	1	2			
2012/13-5	Lab	LCS, rec	6/16/2013	Organic	2,4-Dinitrophenol	n/a	=	40	%	EPA 8270Cm	-88	-88	2	227	
2012/13-5	Lab	LCS dup	5/6/2013	Organic	2,4-Dinitrotoluene	n/a	=	31.6	µg/L	EPA 625	0.18	1			
2012/13-5	Lab	LCS dup, rec	5/6/2013	Organic	2,4-Dinitrotoluene	n/a	=	63	%	EPA 625	-88	-88	39	139	
2012/13-5	Lab	LCS, RPD	5/6/2013	Organic	2,4-Dinitrotoluene	n/a	=	16	%	EPA 625	-88	-88	0	30	
2012/13-5	Lab	method blank	5/6/2013	Organic	2,4-Dinitrotoluene	n/a	<	0.18	µg/L	EPA 625	0.18	1			
2012/13-5	Lab	LCS	5/6/2013	Organic	2,4-Dinitrotoluene	n/a	=	37.2	µg/L	EPA 625	0.18	1			
2012/13-5	Lab	LCS, rec	5/6/2013	Organic	2,4-Dinitrotoluene	n/a	=	74	%	EPA 625	-88	-88	39	139	
2012/13-5	Lab	method blank	5/15/2013	Organic	2,4-Dinitrotoluene	n/a	<	0.18	µg/L	EPA 625	0.18	1			
2012/13-5	Lab	LCS	5/15/2013	Organic	2,4-Dinitrotoluene	n/a	=	29.4	µg/L	EPA 625	0.18	1			
2012/13-5	Lab	LCS, rec	5/15/2013	Organic	2,4-Dinitrotoluene	n/a	=	59	%	EPA 625	-88	-88	39	139	
2012/13-5	Lab	method blank	6/12/2013	Organic	2,4-Dinitrotoluene	n/a	<	0.18	µg/L	EPA 625	0.18	1			
2012/13-5	Lab	LCS	6/12/2013	Organic	2,4-Dinitrotoluene	n/a	=	30.7	µg/L	EPA 625	0.18	1			
2012/13-5	Lab	LCS, rec	6/12/2013	Organic	2,4-Dinitrotoluene	n/a	=	61	%	EPA 625	-88	-88	39	139	
2012/13-5	ME-CC	matrix spike	6/12/2013	Organic	2,4-Dinitrotoluene	n/a	=	35.1	µg/L	EPA 625	0.18	1			
2012/13-5	ME-CC	matrix spike, rec	6/12/2013	Organic	2,4-Dinitrotoluene	n/a	=	70	%	EPA 625	-88	-88	39	139	
2012/13-5	ME-CC	matrix spike dup	6/12/2013	Organic	2,4-Dinitrotoluene	n/a	=	38.7	µg/L	EPA 625	0.18	1			
2012/13-5	ME-CC	matrix spike dup, rec	6/12/2013	Organic	2,4-Dinitrotoluene	n/a	=	77	%	EPA 625	-88	-88	39	139	
2012/13-5	ME-CC	matrix spike, RPD	6/12/2013	Organic	2,4-Dinitrotoluene	n/a	=	10	%	EPA 625	-88	-88	0	30	
2012/13-5	MO-OJA	matrix spike	5/15/2013	Organic	2,4-Dinitrotoluene	n/a	=	31.1	µg/L	EPA 625	0.18	1			
2012/13-5	MO-OJA	matrix spike, rec	5/15/2013	Organic	2,4-Dinitrotoluene	n/a	=	62	%	EPA 625	-88	-88	39	139	
2012/13-5	MO-OJA	matrix spike dup	5/15/2013	Organic	2,4-Dinitrotoluene	n/a	=	34.5	µg/L	EPA 625	0.18	1			
2012/13-5	MO-OJA	matrix spike dup, rec	5/15/2013	Organic	2,4-Dinitrotoluene	n/a	=	69	%	EPA 625	-88	-88	39	139	
2012/13-5	MO-OJA	matrix spike, RPD	5/15/2013	Organic	2,4-Dinitrotoluene	n/a	=	10	%	EPA 625	-88	-88	0	30	
2012/13-5	Lab	LCS dup	5/6/2013	Organic	2,6-Dinitrotoluene	n/a	=	32	µg/L	EPA 625	0.27	1			
2012/13-5	Lab	LCS dup, rec	5/6/2013	Organic	2,6-Dinitrotoluene	n/a	=	64	%	EPA 625	-88	-88	50	158	
2012/13-5	Lab	LCS, RPD	5/6/2013	Organic	2,6-Dinitrotoluene	n/a	=	17	%	EPA 625	-88	-88	0	30	
2012/13-5	Lab	method blank	5/6/2013	Organic	2,6-Dinitrotoluene	n/a	<	0.27	µg/L	EPA 625	0.27	1			
2012/13-5	Lab	LCS	5/6/2013	Organic	2,6-Dinitrotoluene	n/a	=	38	µg/L	EPA 625	0.27	1			
2012/13-5	Lab	LCS, rec	5/6/2013	Organic	2,6-Dinitrotoluene	n/a	=	76	%	EPA 625	-88	-88	50	158	
2012/13-5	Lab	method blank	5/15/2013	Organic	2,6-Dinitrotoluene	n/a	<	0.27	µg/L	EPA 625	0.27	1			

Appendix F
Laboratory QA/QC Analysis Results

Event ID	Site ID	QAQC Sample Type	Analysis Date	Classification	Constituent	Fraction	Sign	Result	Units	Method	MDL	RL	QA Limit		DQOComp
													Min	Max	
2012/13-5	Lab	LCS	5/15/2013	Organic	2,6-Dinitrotoluene	n/a	=	32.4	µg/L	EPA 625	0.27	1			
2012/13-5	Lab	LCS, rec	5/15/2013	Organic	2,6-Dinitrotoluene	n/a	=	65	%	EPA 625	-88	-88	50	158	
2012/13-5	Lab	method blank	6/12/2013	Organic	2,6-Dinitrotoluene	n/a	<	0.27	µg/L	EPA 625	0.27	1			
2012/13-5	Lab	LCS	6/12/2013	Organic	2,6-Dinitrotoluene	n/a	=	31.6	µg/L	EPA 625	0.27	1			
2012/13-5	Lab	LCS, rec	6/12/2013	Organic	2,6-Dinitrotoluene	n/a	=	63	%	EPA 625	-88	-88	50	158	
2012/13-5	ME-CC	matrix spike	6/12/2013	Organic	2,6-Dinitrotoluene	n/a	=	40.9	µg/L	EPA 625	0.27	1			
2012/13-5	ME-CC	matrix spike, rec	6/12/2013	Organic	2,6-Dinitrotoluene	n/a	=	82	%	EPA 625	-88	-88	50	158	
2012/13-5	ME-CC	matrix spike dup	6/12/2013	Organic	2,6-Dinitrotoluene	n/a	=	40.7	µg/L	EPA 625	0.27	1			
2012/13-5	ME-CC	matrix spike dup, rec	6/12/2013	Organic	2,6-Dinitrotoluene	n/a	=	81	%	EPA 625	-88	-88	50	158	
2012/13-5	ME-CC	matrix spike, RPD	6/12/2013	Organic	2,6-Dinitrotoluene	n/a	=	0.5	%	EPA 625	-88	-88	0	30	
2012/13-5	MO-OJA	matrix spike	5/15/2013	Organic	2,6-Dinitrotoluene	n/a	=	33.8	µg/L	EPA 625	0.27	1			
2012/13-5	MO-OJA	matrix spike, rec	5/15/2013	Organic	2,6-Dinitrotoluene	n/a	=	68	%	EPA 625	-88	-88	50	158	
2012/13-5	MO-OJA	matrix spike dup	5/15/2013	Organic	2,6-Dinitrotoluene	n/a	=	36.1	µg/L	EPA 625	0.27	1			
2012/13-5	MO-OJA	matrix spike dup, rec	5/15/2013	Organic	2,6-Dinitrotoluene	n/a	=	72	%	EPA 625	-88	-88	50	158	
2012/13-5	MO-OJA	matrix spike, RPD	5/15/2013	Organic	2,6-Dinitrotoluene	n/a	=	7	%	EPA 625	-88	-88	0	30	
2012/13-5	000NONPJ	matrix spike	5/1/2013	Organic	2-Chloroethyl vinyl ether	n/a	<	0.28	µg/L	EPA 624	0.28	1			GB
2012/13-5	000NONPJ	matrix spike, rec	5/1/2013	Organic	2-Chloroethyl vinyl ether	n/a	=	0	%	EPA 624	-88	-88	0.1	305	GB
2012/13-5	000NONPJ	matrix spike dup	5/1/2013	Organic	2-Chloroethyl vinyl ether	n/a	<	0.28	µg/L	EPA 624	0.28	1			GB
2012/13-5	000NONPJ	matrix spike dup, rec	5/1/2013	Organic	2-Chloroethyl vinyl ether	n/a	=	0	%	EPA 624	-88	-88	0.1	305	GB
2012/13-5	000NONPJ	matrix spike, RPD	5/1/2013	Organic	2-Chloroethyl vinyl ether	n/a	=	0	%	EPA 624	-88	-88	0	25	
2012/13-5	Lab	LCS	4/24/2013	Organic	2-Chloroethyl vinyl ether	n/a	=	49.3	µg/L	EPA 624	0.28	1			
2012/13-5	Lab	LCS, rec	4/24/2013	Organic	2-Chloroethyl vinyl ether	n/a	=	99	%	EPA 624	-88	-88	0.1	305	
2012/13-5	Lab	LCS dup	4/24/2013	Organic	2-Chloroethyl vinyl ether	n/a	=	53.2	µg/L	EPA 624	0.28	1			
2012/13-5	Lab	LCS dup, rec	4/24/2013	Organic	2-Chloroethyl vinyl ether	n/a	=	106	%	EPA 624	-88	-88	0.1	305	
2012/13-5	Lab	LCS, RPD	4/24/2013	Organic	2-Chloroethyl vinyl ether	n/a	=	8	%	EPA 624	-88	-88	0	25	
2012/13-5	Lab	method blank	4/24/2013	Organic	2-Chloroethyl vinyl ether	n/a	<	0.28	µg/L	EPA 624	0.28	1			
2012/13-5	Lab	LCS	5/1/2013	Organic	2-Chloroethyl vinyl ether	n/a	=	53.4	µg/L	EPA 624	0.28	1			
2012/13-5	Lab	LCS, rec	5/1/2013	Organic	2-Chloroethyl vinyl ether	n/a	=	107	%	EPA 624	-88	-88	0.1	305	
2012/13-5	Lab	LCS dup	5/1/2013	Organic	2-Chloroethyl vinyl ether	n/a	=	55.9	µg/L	EPA 624	0.28	1			
2012/13-5	Lab	LCS dup, rec	5/1/2013	Organic	2-Chloroethyl vinyl ether	n/a	=	112	%	EPA 624	-88	-88	0.1	305	
2012/13-5	Lab	LCS, RPD	5/1/2013	Organic	2-Chloroethyl vinyl ether	n/a	=	5	%	EPA 624	-88	-88	0	25	
2012/13-5	Lab	method blank	5/1/2013	Organic	2-Chloroethyl vinyl ether	n/a	<	0.28	µg/L	EPA 624	0.28	1			
2012/13-5	Lab	LCS dup	5/6/2013	Organic	2-Chloronaphthalene	n/a	=	28.9	µg/L	EPA 625	0.38	1			EUM
2012/13-5	Lab	LCS dup, rec	5/6/2013	Organic	2-Chloronaphthalene	n/a	=	58	%	EPA 625	-88	-88	60	118	EUM
2012/13-5	Lab	LCS, RPD	5/6/2013	Organic	2-Chloronaphthalene	n/a	=	20	%	EPA 625	-88	-88	0	30	
2012/13-5	Lab	method blank	5/6/2013	Organic	2-Chloronaphthalene	n/a	<	0.38	µg/L	EPA 625	0.38	1			
2012/13-5	Lab	LCS	5/6/2013	Organic	2-Chloronaphthalene	n/a	=	35.4	µg/L	EPA 625	0.38	1			
2012/13-5	Lab	LCS, rec	5/6/2013	Organic	2-Chloronaphthalene	n/a	=	71	%	EPA 625	-88	-88	60	118	
2012/13-5	Lab	method blank	5/15/2013	Organic	2-Chloronaphthalene	n/a	<	0.45	µg/L	EPA 625	0.45	1			
2012/13-5	Lab	LCS	5/15/2013	Organic	2-Chloronaphthalene	n/a	=	31.1	µg/L	EPA 625	0.45	1			
2012/13-5	Lab	LCS, rec	5/15/2013	Organic	2-Chloronaphthalene	n/a	=	62	%	EPA 625	-88	-88	60	118	
2012/13-5	Lab	method blank	6/12/2013	Organic	2-Chloronaphthalene	n/a	<	0.45	µg/L	EPA 625	0.45	1			
2012/13-5	Lab	LCS	6/12/2013	Organic	2-Chloronaphthalene	n/a	=	32.1	µg/L	EPA 625	0.45	1			
2012/13-5	Lab	LCS, rec	6/12/2013	Organic	2-Chloronaphthalene	n/a	=	64	%	EPA 625	-88	-88	60	118	
2012/13-5	ME-CC	matrix spike	6/12/2013	Organic	2-Chloronaphthalene	n/a	=	33.4	µg/L	EPA 625	0.45	1			
2012/13-5	ME-CC	matrix spike, rec	6/12/2013	Organic	2-Chloronaphthalene	n/a	=	67	%	EPA 625	-88	-88	60	118	
2012/13-5	ME-CC	matrix spike dup	6/12/2013	Organic	2-Chloronaphthalene	n/a	=	43.2	µg/L	EPA 625	0.45	1			

Appendix F
Laboratory QA/QC Analysis Results

Event ID	Site ID	QAQC Sample Type	Analysis Date	Classification	Constituent	Fraction	Sign	Result	Units	Method	MDL	RL	QA Limit		DQOComp
													Min	Max	
2012/13-5	ME-CC	matrix spike dup, rec	6/12/2013	Organic	2-Chloronaphthalene	n/a	=	86	%	EPA 625	-88	-88	60	118	
2012/13-5	ME-CC	matrix spike, RPD	6/12/2013	Organic	2-Chloronaphthalene	n/a	=	26	%	EPA 625	-88	-88	0	30	
2012/13-5	MO-OJA	matrix spike	5/15/2013	Organic	2-Chloronaphthalene	n/a	=	31.8	µg/L	EPA 625	0.45	1			
2012/13-5	MO-OJA	matrix spike, rec	5/15/2013	Organic	2-Chloronaphthalene	n/a	=	64	%	EPA 625	-88	-88	60	118	
2012/13-5	MO-OJA	matrix spike dup	5/15/2013	Organic	2-Chloronaphthalene	n/a	=	35.3	µg/L	EPA 625	0.45	1			
2012/13-5	MO-OJA	matrix spike dup, rec	5/15/2013	Organic	2-Chloronaphthalene	n/a	=	71	%	EPA 625	-88	-88	60	118	
2012/13-5	MO-OJA	matrix spike, RPD	5/15/2013	Organic	2-Chloronaphthalene	n/a	=	10	%	EPA 625	-88	-88	0	30	
2012/13-5	Lab	method blank	5/10/2013	Organic	2-Chlorophenol	n/a	<	0.65	µg/L	EPA 8270Cm	0.65	1			
2012/13-5	Lab	LCS	5/10/2013	Organic	2-Chlorophenol	n/a	=	5.43	µg/L	EPA 8270Cm	0.65	1			
2012/13-5	Lab	LCS, rec	5/10/2013	Organic	2-Chlorophenol	n/a	=	54	%	EPA 8270Cm	-88	-88	46	92	
2012/13-5	Lab	LCS dup	5/10/2013	Organic	2-Chlorophenol	n/a	=	5.13	µg/L	EPA 8270Cm	0.65	1			
2012/13-5	Lab	LCS dup, rec	5/10/2013	Organic	2-Chlorophenol	n/a	=	51	%	EPA 8270Cm	-88	-88	46	92	
2012/13-5	Lab	LCS, RPD	5/10/2013	Organic	2-Chlorophenol	n/a	=	6	%	EPA 8270Cm	-88	-88	0	30	
2012/13-5	Lab	method blank	5/10/2013	Organic	2-Chlorophenol	n/a	<	0.65	µg/L	EPA 8270Cm	0.65	1			
2012/13-5	Lab	LCS	5/10/2013	Organic	2-Chlorophenol	n/a	=	5.46	µg/L	EPA 8270Cm	0.65	1			
2012/13-5	Lab	LCS, rec	5/10/2013	Organic	2-Chlorophenol	n/a	=	55	%	EPA 8270Cm	-88	-88	46	92	
2012/13-5	Lab	method blank	6/16/2013	Organic	2-Chlorophenol	n/a	<	0.65	µg/L	EPA 8270Cm	0.65	1			
2012/13-5	Lab	LCS	6/16/2013	Organic	2-Chlorophenol	n/a	=	4.46	µg/L	EPA 8270Cm	0.65	1			EUM
2012/13-5	Lab	LCS, rec	6/16/2013	Organic	2-Chlorophenol	n/a	=	45	%	EPA 8270Cm	-88	-88	46	92	EUM
2012/13-5	ME-CC	matrix spike	6/16/2013	Organic	2-Chlorophenol	n/a	=	6.04	µg/L	EPA 8270Cm	0.65	1			
2012/13-5	ME-CC	matrix spike, rec	6/16/2013	Organic	2-Chlorophenol	n/a	=	60	%	EPA 8270Cm	-88	-88	47	102	
2012/13-5	ME-CC	matrix spike dup	6/16/2013	Organic	2-Chlorophenol	n/a	=	5.55	µg/L	EPA 8270Cm	0.65	1			
2012/13-5	ME-CC	matrix spike dup, rec	6/16/2013	Organic	2-Chlorophenol	n/a	=	56	%	EPA 8270Cm	-88	-88	47	102	
2012/13-5	ME-CC	matrix spike, RPD	6/16/2013	Organic	2-Chlorophenol	n/a	=	8	%	EPA 8270Cm	-88	-88	0	30	
2012/13-5	MO-OJA	matrix spike	5/10/2013	Organic	2-Chlorophenol	n/a	=	2.03	µg/L	EPA 8270Cm	0.65	1			GB
2012/13-5	MO-OJA	matrix spike, rec	5/10/2013	Organic	2-Chlorophenol	n/a	=	20	%	EPA 8270Cm	-88	-88	47	102	GB
2012/13-5	MO-OJA	matrix spike dup	5/10/2013	Organic	2-Chlorophenol	n/a	=	2.86	µg/L	EPA 8270Cm	0.65	1			GB
2012/13-5	MO-OJA	matrix spike dup, rec	5/10/2013	Organic	2-Chlorophenol	n/a	=	29	%	EPA 8270Cm	-88	-88	47	102	GB
2012/13-5	MO-OJA	matrix spike, RPD	5/10/2013	Organic	2-Chlorophenol	n/a	=	34	%	EPA 8270Cm	-88	-88	0	30	IL
2012/13-5	Lab	srgt LCS dup	5/6/2013	Organic	2-Fluorobiphenyl	n/a	=	29.3	µg/L	EPA 625	-88	-88			GN
2012/13-5	Lab	srgt LCS dup, rec	5/6/2013	Organic	2-Fluorobiphenyl	n/a	=	59	%	EPA 625	-88	-88	68	108	GN
2012/13-5	Lab	srgt method blank	5/6/2013	Organic	2-Fluorobiphenyl	n/a	=	27.7	µg/L	EPA 625	-88	-88			GN
2012/13-5	Lab	srgt method blank, rec	5/6/2013	Organic	2-Fluorobiphenyl	n/a	=	55	%	EPA 625	-88	-88	68	108	GN
2012/13-5	Lab	srgt LCS	5/6/2013	Organic	2-Fluorobiphenyl	n/a	=	35.1	µg/L	EPA 625	-88	-88			
2012/13-5	Lab	srgt LCS, rec	5/6/2013	Organic	2-Fluorobiphenyl	n/a	=	70	%	EPA 625	-88	-88	68	108	
2012/13-5	Lab	srgt method blank	5/11/2013	Organic	2-Fluorobiphenyl	n/a	=	2.82	µg/L	EPA 8270Cm	-88	-88			
2012/13-5	Lab	srgt method blank, rec	5/11/2013	Organic	2-Fluorobiphenyl	n/a	=	56	%	EPA 8270Cm	-88	-88	51	139	
2012/13-5	Lab	srgt LCS	5/11/2013	Organic	2-Fluorobiphenyl	n/a	=	3.44	µg/L	EPA 8270Cm	-88	-88			
2012/13-5	Lab	srgt LCS, rec	5/11/2013	Organic	2-Fluorobiphenyl	n/a	=	69	%	EPA 8270Cm	-88	-88	51	139	
2012/13-5	Lab	srgt LCS dup	5/11/2013	Organic	2-Fluorobiphenyl	n/a	=	3.25	µg/L	EPA 8270Cm	-88	-88			
2012/13-5	Lab	srgt LCS dup, rec	5/11/2013	Organic	2-Fluorobiphenyl	n/a	=	65	%	EPA 8270Cm	-88	-88	51	139	
2012/13-5	Lab	srgt method blank	5/11/2013	Organic	2-Fluorobiphenyl	n/a	=	3.22	µg/L	EPA 8270Cm	-88	-88			
2012/13-5	Lab	srgt method blank, rec	5/11/2013	Organic	2-Fluorobiphenyl	n/a	=	64	%	EPA 8270Cm	-88	-88	51	139	
2012/13-5	Lab	srgt LCS	5/11/2013	Organic	2-Fluorobiphenyl	n/a	=	3.67	µg/L	EPA 8270Cm	-88	-88			
2012/13-5	Lab	srgt LCS, rec	5/11/2013	Organic	2-Fluorobiphenyl	n/a	=	73	%	EPA 8270Cm	-88	-88	51	139	
2012/13-5	Lab	srgt method blank	5/15/2013	Organic	2-Fluorobiphenyl	n/a	=	35.1	µg/L	EPA 625	-88	-88			
2012/13-5	Lab	srgt method blank, rec	5/15/2013	Organic	2-Fluorobiphenyl	n/a	=	70	%	EPA 625	-88	-88	68	108	

Appendix F
Laboratory QA/QC Analysis Results

Event ID	Site ID	QAQC Sample Type	Analysis Date	Classification	Constituent	Fraction	Sign	Result	Units	Method	MDL	RL	QA Limit		DQOComp
													Min	Max	
2012/13-5	Lab	srgt LCS	5/15/2013	Organic	2-Fluorobiphenyl	n/a	=	30.2	µg/L	EPA 625	-88	-88			GN
2012/13-5	Lab	srgt LCS, rec	5/15/2013	Organic	2-Fluorobiphenyl	n/a	=	60	%	EPA 625	-88	-88	68	108	GN
2012/13-5	Lab	srgt method blank	6/12/2013	Organic	2-Fluorobiphenyl	n/a	=	29.5	µg/L	EPA 625	-88	-88			GN
2012/13-5	Lab	srgt method blank, rec	6/12/2013	Organic	2-Fluorobiphenyl	n/a	=	59	%	EPA 625	-88	-88	68	108	GN
2012/13-5	Lab	srgt LCS	6/12/2013	Organic	2-Fluorobiphenyl	n/a	=	34	µg/L	EPA 625	-88	-88			
2012/13-5	Lab	srgt LCS, rec	6/12/2013	Organic	2-Fluorobiphenyl	n/a	=	68	%	EPA 625	-88	-88	68	108	
2012/13-5	Lab	srgt method blank	6/18/2013	Organic	2-Fluorobiphenyl	n/a	=	2.95	µg/L	EPA 8270Cm	-88	-88			
2012/13-5	Lab	srgt method blank, rec	6/18/2013	Organic	2-Fluorobiphenyl	n/a	=	59	%	EPA 8270Cm	-88	-88	51	139	
2012/13-5	Lab	srgt LCS	6/18/2013	Organic	2-Fluorobiphenyl	n/a	=	2.71	µg/L	EPA 8270Cm	-88	-88			
2012/13-5	Lab	srgt LCS, rec	6/18/2013	Organic	2-Fluorobiphenyl	n/a	=	54	%	EPA 8270Cm	-88	-88	51	139	
2012/13-5	ME-CC	srgt matrix spike	6/12/2013	Organic	2-Fluorobiphenyl	n/a	=	35.7	µg/L	EPA 625	-88	-88			
2012/13-5	ME-CC	srgt matrix spike, rec	6/12/2013	Organic	2-Fluorobiphenyl	n/a	=	71	%	EPA 625	-88	-88	68	108	
2012/13-5	ME-CC	srgt matrix spike dup	6/12/2013	Organic	2-Fluorobiphenyl	n/a	=	43.7	µg/L	EPA 625	-88	-88			
2012/13-5	ME-CC	srgt matrix spike dup, rec	6/12/2013	Organic	2-Fluorobiphenyl	n/a	=	87	%	EPA 625	-88	-88	68	108	
2012/13-5	ME-CC	srgt environ	6/12/2013	Organic	2-Fluorobiphenyl	n/a	=	39.5	µg/L	EPA 625	-88	-88			
2012/13-5	ME-CC	srgt environ, rec	6/12/2013	Organic	2-Fluorobiphenyl	n/a	=	79	%	EPA 625	-88	-88	68	108	
2012/13-5	ME-CC	srgt matrix spike	6/18/2013	Organic	2-Fluorobiphenyl	n/a	=	4.37	µg/L	EPA 8270Cm	-88	-88			
2012/13-5	ME-CC	srgt matrix spike, rec	6/18/2013	Organic	2-Fluorobiphenyl	n/a	=	87	%	EPA 8270Cm	-88	-88	51	139	
2012/13-5	ME-CC	srgt matrix spike dup	6/18/2013	Organic	2-Fluorobiphenyl	n/a	=	3.47	µg/L	EPA 8270Cm	-88	-88			
2012/13-5	ME-CC	srgt matrix spike dup, rec	6/18/2013	Organic	2-Fluorobiphenyl	n/a	=	69	%	EPA 8270Cm	-88	-88	51	139	
2012/13-5	ME-CC	srgt environ	6/18/2013	Organic	2-Fluorobiphenyl	n/a	=	3.35	µg/L	EPA 8270Cm	-88	-88			
2012/13-5	ME-CC	srgt environ, rec	6/18/2013	Organic	2-Fluorobiphenyl	n/a	=	67	%	EPA 8270Cm	-88	-88	51	139	
2012/13-5	ME-SCR	srgt environ	5/6/2013	Organic	2-Fluorobiphenyl	n/a	=	22	µg/L	EPA 625	-88	-88			GN
2012/13-5	ME-SCR	srgt environ, rec	5/6/2013	Organic	2-Fluorobiphenyl	n/a	=	44	%	EPA 625	-88	-88	68	108	GN
2012/13-5	ME-SCR	srgt environ	5/11/2013	Organic	2-Fluorobiphenyl	n/a	=	3.15	µg/L	EPA 8270Cm	-88	-88			
2012/13-5	ME-SCR	srgt environ, rec	5/11/2013	Organic	2-Fluorobiphenyl	n/a	=	63	%	EPA 8270Cm	-88	-88	51	139	
2012/13-5	ME-VR2	srgt environ	5/11/2013	Organic	2-Fluorobiphenyl	n/a	=	3.58	µg/L	EPA 8270Cm	-88	-88			
2012/13-5	ME-VR2	srgt environ, rec	5/11/2013	Organic	2-Fluorobiphenyl	n/a	=	72	%	EPA 8270Cm	-88	-88	51	139	
2012/13-5	ME-VR2	srgt environ	5/15/2013	Organic	2-Fluorobiphenyl	n/a	=	30.6	µg/L	EPA 625	-88	-88			GN
2012/13-5	ME-VR2	srgt environ, rec	5/15/2013	Organic	2-Fluorobiphenyl	n/a	=	61	%	EPA 625	-88	-88	68	108	GN
2012/13-5	MO-CAM	srgt environ	6/12/2013	Organic	2-Fluorobiphenyl	n/a	=	26.9	µg/L	EPA 625	-88	-88			GN
2012/13-5	MO-CAM	srgt environ, rec	6/12/2013	Organic	2-Fluorobiphenyl	n/a	=	54	%	EPA 625	-88	-88	68	108	GN
2012/13-5	MO-CAM	srgt environ	6/18/2013	Organic	2-Fluorobiphenyl	n/a	=	3.04	µg/L	EPA 8270Cm	-88	-88			
2012/13-5	MO-CAM	srgt environ, rec	6/18/2013	Organic	2-Fluorobiphenyl	n/a	=	61	%	EPA 8270Cm	-88	-88	51	139	
2012/13-5	MO-FIL	srgt environ	5/7/2013	Organic	2-Fluorobiphenyl	n/a	=	28	µg/L	EPA 625	-88	-88			GN
2012/13-5	MO-FIL	srgt environ, rec	5/7/2013	Organic	2-Fluorobiphenyl	n/a	=	56	%	EPA 625	-88	-88	68	108	GN
2012/13-5	MO-FIL	srgt environ	5/11/2013	Organic	2-Fluorobiphenyl	n/a	=	4.09	µg/L	EPA 8270Cm	-88	-88			
2012/13-5	MO-FIL	srgt environ, rec	5/11/2013	Organic	2-Fluorobiphenyl	n/a	=	82	%	EPA 8270Cm	-88	-88	51	139	
2012/13-5	MO-HUE	srgt environ	5/11/2013	Organic	2-Fluorobiphenyl	n/a	=	3.42	µg/L	EPA 8270Cm	-88	-88			
2012/13-5	MO-HUE	srgt environ, rec	5/11/2013	Organic	2-Fluorobiphenyl	n/a	=	68	%	EPA 8270Cm	-88	-88	51	139	
2012/13-5	MO-HUE	srgt environ	5/15/2013	Organic	2-Fluorobiphenyl	n/a	=	35.3	µg/L	EPA 625	-88	-88			
2012/13-5	MO-HUE	srgt environ, rec	5/15/2013	Organic	2-Fluorobiphenyl	n/a	=	71	%	EPA 625	-88	-88	68	108	
2012/13-5	MO-OJA	srgt matrix spike	5/11/2013	Organic	2-Fluorobiphenyl	n/a	=	1.21	µg/L	EPA 8270Cm	-88	-88			GN
2012/13-5	MO-OJA	srgt matrix spike, rec	5/11/2013	Organic	2-Fluorobiphenyl	n/a	=	24	%	EPA 8270Cm	-88	-88	51	139	GN
2012/13-5	MO-OJA	srgt matrix spike dup	5/11/2013	Organic	2-Fluorobiphenyl	n/a	=	2.01	µg/L	EPA 8270Cm	-88	-88			GN
2012/13-5	MO-OJA	srgt matrix spike dup, rec	5/11/2013	Organic	2-Fluorobiphenyl	n/a	=	40	%	EPA 8270Cm	-88	-88	51	139	GN
2012/13-5	MO-OJA	srgt environ	5/11/2013	Organic	2-Fluorobiphenyl	n/a	=	2.69	µg/L	EPA 8270Cm	-88	-88			

Appendix F
Laboratory QA/QC Analysis Results

Event ID	Site ID	QAQC Sample Type	Analysis Date	Classification	Constituent	Fraction	Sign	Result	Units	Method	MDL	RL	QA Limit		DQOComp
													Min	Max	
2012/13-5	MO-OJA	srgt environ, rec	5/11/2013	Organic	2-Fluorobiphenyl	n/a	=	54	%	EPA 8270Cm	-88	-88	51	139	
2012/13-5	MO-OJA	srgt matrix spike	5/15/2013	Organic	2-Fluorobiphenyl	n/a	=	31.2	µg/L	EPA 625	-88	-88			GN
2012/13-5	MO-OJA	srgt matrix spike, rec	5/15/2013	Organic	2-Fluorobiphenyl	n/a	=	62	%	EPA 625	-88	-88	68	108	GN
2012/13-5	MO-OJA	srgt matrix spike dup	5/15/2013	Organic	2-Fluorobiphenyl	n/a	=	36.6	µg/L	EPA 625	-88	-88			
2012/13-5	MO-OJA	srgt matrix spike dup, rec	5/15/2013	Organic	2-Fluorobiphenyl	n/a	=	73	%	EPA 625	-88	-88	68	108	
2012/13-5	MO-OJA	srgt environ	5/15/2013	Organic	2-Fluorobiphenyl	n/a	=	30.8	µg/L	EPA 625	-88	-88			GN
2012/13-5	MO-OJA	srgt environ, rec	5/15/2013	Organic	2-Fluorobiphenyl	n/a	=	62	%	EPA 625	-88	-88	68	108	GN
2012/13-5	MO-OXN	srgt environ	5/7/2013	Organic	2-Fluorobiphenyl	n/a	=	24.6	µg/L	EPA 625	-88	-88			GN
2012/13-5	MO-OXN	srgt environ, rec	5/7/2013	Organic	2-Fluorobiphenyl	n/a	=	49	%	EPA 625	-88	-88	68	108	GN
2012/13-5	MO-OXN	srgt environ	5/11/2013	Organic	2-Fluorobiphenyl	n/a	=	2.77	µg/L	EPA 8270Cm	-88	-88			
2012/13-5	MO-OXN	srgt environ, rec	5/11/2013	Organic	2-Fluorobiphenyl	n/a	=	55	%	EPA 8270Cm	-88	-88	51	139	
2012/13-5	MO-SIM	srgt environ	6/12/2013	Organic	2-Fluorobiphenyl	n/a	=	36.3	µg/L	EPA 625	-88	-88			
2012/13-5	MO-SIM	srgt environ, rec	6/12/2013	Organic	2-Fluorobiphenyl	n/a	=	73	%	EPA 625	-88	-88	68	108	
2012/13-5	MO-SIM	srgt environ	6/18/2013	Organic	2-Fluorobiphenyl	n/a	=	3.51	µg/L	EPA 8270Cm	-88	-88			
2012/13-5	MO-SIM	srgt environ, rec	6/18/2013	Organic	2-Fluorobiphenyl	n/a	=	70	%	EPA 8270Cm	-88	-88	51	139	
2012/13-5	MO-THO	srgt environ	6/12/2013	Organic	2-Fluorobiphenyl	n/a	=	32.6	µg/L	EPA 625	-88	-88			GN
2012/13-5	MO-THO	srgt environ, rec	6/12/2013	Organic	2-Fluorobiphenyl	n/a	=	65	%	EPA 625	-88	-88	68	108	GN
2012/13-5	MO-THO	srgt environ	6/18/2013	Organic	2-Fluorobiphenyl	n/a	=	3.45	µg/L	EPA 8270Cm	-88	-88			
2012/13-5	MO-THO	srgt environ, rec	6/18/2013	Organic	2-Fluorobiphenyl	n/a	=	69	%	EPA 8270Cm	-88	-88	51	139	
2012/13-5	MO-VEN	srgt environ	5/7/2013	Organic	2-Fluorobiphenyl	n/a	=	15.3	µg/L	EPA 625	-88	-88			GN
2012/13-5	MO-VEN	srgt environ, rec	5/7/2013	Organic	2-Fluorobiphenyl	n/a	=	31	%	EPA 625	-88	-88	68	108	GN
2012/13-5	MO-VEN	srgt environ	5/11/2013	Organic	2-Fluorobiphenyl	n/a	=	1.69	µg/L	EPA 8270Cm	-88	-88			GN
2012/13-5	MO-VEN	srgt environ, rec	5/11/2013	Organic	2-Fluorobiphenyl	n/a	=	34	%	EPA 8270Cm	-88	-88	51	139	GN
2012/13-5	Lab	srgt LCS dup	5/6/2013	Organic	2-Fluorophenol	n/a	=	35.2	µg/L	EPA 625	-88	-88			
2012/13-5	Lab	srgt LCS dup, rec	5/6/2013	Organic	2-Fluorophenol	n/a	=	35	%	EPA 625	-88	-88	0.1	104	
2012/13-5	Lab	srgt method blank	5/6/2013	Organic	2-Fluorophenol	n/a	=	48.7	µg/L	EPA 625	-88	-88			
2012/13-5	Lab	srgt method blank, rec	5/6/2013	Organic	2-Fluorophenol	n/a	=	49	%	EPA 625	-88	-88	0.1	104	
2012/13-5	Lab	srgt LCS	5/6/2013	Organic	2-Fluorophenol	n/a	=	52.4	µg/L	EPA 625	-88	-88			
2012/13-5	Lab	srgt LCS, rec	5/6/2013	Organic	2-Fluorophenol	n/a	=	52	%	EPA 625	-88	-88	0.1	104	
2012/13-5	Lab	srgt method blank	5/10/2013	Organic	2-Fluorophenol	n/a	=	3.03	µg/L	EPA 8270Cm	-88	-88			
2012/13-5	Lab	srgt method blank, rec	5/10/2013	Organic	2-Fluorophenol	n/a	=	30	%	EPA 8270Cm	-88	-88	24	82	
2012/13-5	Lab	srgt LCS	5/10/2013	Organic	2-Fluorophenol	n/a	=	3.3	µg/L	EPA 8270Cm	-88	-88			
2012/13-5	Lab	srgt LCS, rec	5/10/2013	Organic	2-Fluorophenol	n/a	=	33	%	EPA 8270Cm	-88	-88	24	82	
2012/13-5	Lab	srgt LCS dup	5/10/2013	Organic	2-Fluorophenol	n/a	=	3.12	µg/L	EPA 8270Cm	-88	-88			
2012/13-5	Lab	srgt LCS dup, rec	5/10/2013	Organic	2-Fluorophenol	n/a	=	31	%	EPA 8270Cm	-88	-88	24	82	
2012/13-5	Lab	srgt method blank	5/10/2013	Organic	2-Fluorophenol	n/a	=	3.3	µg/L	EPA 8270Cm	-88	-88			
2012/13-5	Lab	srgt method blank, rec	5/10/2013	Organic	2-Fluorophenol	n/a	=	33	%	EPA 8270Cm	-88	-88	24	82	
2012/13-5	Lab	srgt LCS	5/10/2013	Organic	2-Fluorophenol	n/a	=	3.49	µg/L	EPA 8270Cm	-88	-88			
2012/13-5	Lab	srgt LCS, rec	5/10/2013	Organic	2-Fluorophenol	n/a	=	35	%	EPA 8270Cm	-88	-88	24	82	
2012/13-5	Lab	srgt method blank	5/15/2013	Organic	2-Fluorophenol	n/a	=	35.2	µg/L	EPA 625	-88	-88			
2012/13-5	Lab	srgt method blank, rec	5/15/2013	Organic	2-Fluorophenol	n/a	=	35	%	EPA 625	-88	-88	0.1	104	
2012/13-5	Lab	srgt LCS	5/15/2013	Organic	2-Fluorophenol	n/a	=	30	µg/L	EPA 625	-88	-88			
2012/13-5	Lab	srgt LCS, rec	5/15/2013	Organic	2-Fluorophenol	n/a	=	30	%	EPA 625	-88	-88	0.1	104	
2012/13-5	Lab	srgt method blank	6/12/2013	Organic	2-Fluorophenol	n/a	=	40	µg/L	EPA 625	-88	-88			
2012/13-5	Lab	srgt method blank, rec	6/12/2013	Organic	2-Fluorophenol	n/a	=	40	%	EPA 625	-88	-88	0.1	104	
2012/13-5	Lab	srgt LCS	6/12/2013	Organic	2-Fluorophenol	n/a	=	42.7	µg/L	EPA 625	-88	-88			
2012/13-5	Lab	srgt LCS, rec	6/12/2013	Organic	2-Fluorophenol	n/a	=	43	%	EPA 625	-88	-88	0.1	104	

Appendix F
Laboratory QA/QC Analysis Results

Event ID	Site ID	QAQC Sample Type	Analysis Date	Classification	Constituent	Fraction	Sign	Result	Units	Method	MDL	RL	QA Limit		DQOComp
													Min	Max	
2012/13-5	Lab	srgt method blank	6/16/2013	Organic	2-Fluorophenol	n/a	=	3.65	µg/L	EPA 8270Cm	-88	-88			
2012/13-5	Lab	srgt method blank, rec	6/16/2013	Organic	2-Fluorophenol	n/a	=	36	%	EPA 8270Cm	-88	-88	24	82	
2012/13-5	Lab	srgt LCS	6/16/2013	Organic	2-Fluorophenol	n/a	=	2.87	µg/L	EPA 8270Cm	-88	-88			
2012/13-5	Lab	srgt LCS, rec	6/16/2013	Organic	2-Fluorophenol	n/a	=	29	%	EPA 8270Cm	-88	-88	24	82	
2012/13-5	ME-CC	srgt matrix spike	6/12/2013	Organic	2-Fluorophenol	n/a	=	31.5	µg/L	EPA 625	-88	-88			
2012/13-5	ME-CC	srgt matrix spike, rec	6/12/2013	Organic	2-Fluorophenol	n/a	=	32	%	EPA 625	-88	-88	0.1	104	
2012/13-5	ME-CC	srgt matrix spike dup	6/12/2013	Organic	2-Fluorophenol	n/a	=	46.6	µg/L	EPA 625	-88	-88			
2012/13-5	ME-CC	srgt matrix spike dup, rec	6/12/2013	Organic	2-Fluorophenol	n/a	=	47	%	EPA 625	-88	-88	0.1	104	
2012/13-5	ME-CC	srgt environ	6/12/2013	Organic	2-Fluorophenol	n/a	=	36.9	µg/L	EPA 625	-88	-88			
2012/13-5	ME-CC	srgt environ, rec	6/12/2013	Organic	2-Fluorophenol	n/a	=	37	%	EPA 625	-88	-88	0.1	104	
2012/13-5	ME-CC	srgt matrix spike	6/16/2013	Organic	2-Fluorophenol	n/a	=	5.48	µg/L	EPA 8270Cm	-88	-88			
2012/13-5	ME-CC	srgt matrix spike, rec	6/16/2013	Organic	2-Fluorophenol	n/a	=	55	%	EPA 8270Cm	-88	-88	24	82	
2012/13-5	ME-CC	srgt matrix spike dup	6/16/2013	Organic	2-Fluorophenol	n/a	=	4.96	µg/L	EPA 8270Cm	-88	-88			
2012/13-5	ME-CC	srgt matrix spike dup, rec	6/16/2013	Organic	2-Fluorophenol	n/a	=	50	%	EPA 8270Cm	-88	-88	24	82	
2012/13-5	ME-CC	srgt environ	6/16/2013	Organic	2-Fluorophenol	n/a	=	3.82	µg/L	EPA 8270Cm	-88	-88			
2012/13-5	ME-CC	srgt environ, rec	6/16/2013	Organic	2-Fluorophenol	n/a	=	38	%	EPA 8270Cm	-88	-88	24	82	
2012/13-5	ME-SCR	srgt environ	5/6/2013	Organic	2-Fluorophenol	n/a	=	37.7	µg/L	EPA 625	-88	-88			
2012/13-5	ME-SCR	srgt environ, rec	5/6/2013	Organic	2-Fluorophenol	n/a	=	38	%	EPA 625	-88	-88	0.1	104	
2012/13-5	ME-SCR	srgt environ	5/10/2013	Organic	2-Fluorophenol	n/a	=	3.14	µg/L	EPA 8270Cm	-88	-88			
2012/13-5	ME-SCR	srgt environ, rec	5/10/2013	Organic	2-Fluorophenol	n/a	=	31	%	EPA 8270Cm	-88	-88	24	82	
2012/13-5	ME-VR2	srgt environ	5/10/2013	Organic	2-Fluorophenol	n/a	=	1.02	µg/L	EPA 8270Cm	-88	-88			GN
2012/13-5	ME-VR2	srgt environ, rec	5/10/2013	Organic	2-Fluorophenol	n/a	=	10	%	EPA 8270Cm	-88	-88	24	82	GN
2012/13-5	ME-VR2	srgt environ	5/15/2013	Organic	2-Fluorophenol	n/a	=	23.6	µg/L	EPA 625	-88	-88			
2012/13-5	ME-VR2	srgt environ, rec	5/15/2013	Organic	2-Fluorophenol	n/a	=	24	%	EPA 625	-88	-88	0.1	104	
2012/13-5	MO-CAM	srgt environ	6/12/2013	Organic	2-Fluorophenol	n/a	=	30.9	µg/L	EPA 625	-88	-88			
2012/13-5	MO-CAM	srgt environ, rec	6/12/2013	Organic	2-Fluorophenol	n/a	=	31	%	EPA 625	-88	-88	0.1	104	
2012/13-5	MO-CAM	srgt environ	6/16/2013	Organic	2-Fluorophenol	n/a	=	3.21	µg/L	EPA 8270Cm	-88	-88			
2012/13-5	MO-CAM	srgt environ, rec	6/16/2013	Organic	2-Fluorophenol	n/a	=	32	%	EPA 8270Cm	-88	-88	24	82	
2012/13-5	MO-FIL	srgt environ	5/7/2013	Organic	2-Fluorophenol	n/a	=	43.6	µg/L	EPA 625	-88	-88			
2012/13-5	MO-FIL	srgt environ, rec	5/7/2013	Organic	2-Fluorophenol	n/a	=	44	%	EPA 625	-88	-88	0.1	104	
2012/13-5	MO-FIL	srgt environ	5/10/2013	Organic	2-Fluorophenol	n/a	=	3.87	µg/L	EPA 8270Cm	-88	-88			
2012/13-5	MO-FIL	srgt environ, rec	5/10/2013	Organic	2-Fluorophenol	n/a	=	39	%	EPA 8270Cm	-88	-88	24	82	
2012/13-5	MO-HUE	srgt environ	5/10/2013	Organic	2-Fluorophenol	n/a	=	3.52	µg/L	EPA 8270Cm	-88	-88			
2012/13-5	MO-HUE	srgt environ, rec	5/10/2013	Organic	2-Fluorophenol	n/a	=	35	%	EPA 8270Cm	-88	-88	24	82	
2012/13-5	MO-HUE	srgt environ	5/15/2013	Organic	2-Fluorophenol	n/a	=	32	µg/L	EPA 625	-88	-88			
2012/13-5	MO-HUE	srgt environ, rec	5/15/2013	Organic	2-Fluorophenol	n/a	=	32	%	EPA 625	-88	-88	0.1	104	
2012/13-5	MO-OJA	srgt matrix spike	5/10/2013	Organic	2-Fluorophenol	n/a	=	1.43	µg/L	EPA 8270Cm	-88	-88			GN
2012/13-5	MO-OJA	srgt matrix spike, rec	5/10/2013	Organic	2-Fluorophenol	n/a	=	14	%	EPA 8270Cm	-88	-88	24	82	GN
2012/13-5	MO-OJA	srgt matrix spike dup	5/10/2013	Organic	2-Fluorophenol	n/a	=	2.31	µg/L	EPA 8270Cm	-88	-88			GN
2012/13-5	MO-OJA	srgt matrix spike dup, rec	5/10/2013	Organic	2-Fluorophenol	n/a	=	23	%	EPA 8270Cm	-88	-88	24	82	GN
2012/13-5	MO-OJA	srgt environ	5/10/2013	Organic	2-Fluorophenol	n/a	=	3.13	µg/L	EPA 8270Cm	-88	-88			
2012/13-5	MO-OJA	srgt environ, rec	5/10/2013	Organic	2-Fluorophenol	n/a	=	31	%	EPA 8270Cm	-88	-88	24	82	
2012/13-5	MO-OJA	srgt matrix spike	5/15/2013	Organic	2-Fluorophenol	n/a	=	26.6	µg/L	EPA 625	-88	-88			
2012/13-5	MO-OJA	srgt matrix spike, rec	5/15/2013	Organic	2-Fluorophenol	n/a	=	27	%	EPA 625	-88	-88	0.1	104	
2012/13-5	MO-OJA	srgt matrix spike dup	5/15/2013	Organic	2-Fluorophenol	n/a	=	30.6	µg/L	EPA 625	-88	-88			
2012/13-5	MO-OJA	srgt matrix spike dup, rec	5/15/2013	Organic	2-Fluorophenol	n/a	=	31	%	EPA 625	-88	-88	0.1	104	
2012/13-5	MO-OJA	srgt environ	5/15/2013	Organic	2-Fluorophenol	n/a	=	30	µg/L	EPA 625	-88	-88			

Appendix F
Laboratory QA/QC Analysis Results

Event ID	Site ID	QAQC Sample Type	Analysis Date	Classification	Constituent	Fraction	Sign	Result	Units	Method	MDL	RL	QA Limit		DQOComp
													Min	Max	
2012/13-5	MO-OJA	srgt environ, rec	5/15/2013	Organic	2-Fluorophenol	n/a	=	30	%	EPA 625	-88	-88	0.1	104	
2012/13-5	MO-OXN	srgt environ	5/7/2013	Organic	2-Fluorophenol	n/a	=	38.4	µg/L	EPA 625	-88	-88			
2012/13-5	MO-OXN	srgt environ, rec	5/7/2013	Organic	2-Fluorophenol	n/a	=	38	%	EPA 625	-88	-88	0.1	104	
2012/13-5	MO-OXN	srgt environ	5/10/2013	Organic	2-Fluorophenol	n/a	=	2.5	µg/L	EPA 8270Cm	-88	-88			
2012/13-5	MO-OXN	srgt environ, rec	5/10/2013	Organic	2-Fluorophenol	n/a	=	25	%	EPA 8270Cm	-88	-88	24	82	
2012/13-5	MO-SIM	srgt environ	6/12/2013	Organic	2-Fluorophenol	n/a	=	42.3	µg/L	EPA 625	-88	-88			
2012/13-5	MO-SIM	srgt environ, rec	6/12/2013	Organic	2-Fluorophenol	n/a	=	42	%	EPA 625	-88	-88	0.1	104	
2012/13-5	MO-SIM	srgt environ	6/16/2013	Organic	2-Fluorophenol	n/a	=	4.02	µg/L	EPA 8270Cm	-88	-88			
2012/13-5	MO-SIM	srgt environ, rec	6/16/2013	Organic	2-Fluorophenol	n/a	=	40	%	EPA 8270Cm	-88	-88	24	82	
2012/13-5	MO-THO	srgt environ	6/12/2013	Organic	2-Fluorophenol	n/a	=	39.9	µg/L	EPA 625	-88	-88			
2012/13-5	MO-THO	srgt environ, rec	6/12/2013	Organic	2-Fluorophenol	n/a	=	40	%	EPA 625	-88	-88	0.1	104	
2012/13-5	MO-THO	srgt environ	6/16/2013	Organic	2-Fluorophenol	n/a	=	3.9	µg/L	EPA 8270Cm	-88	-88			
2012/13-5	MO-THO	srgt environ, rec	6/16/2013	Organic	2-Fluorophenol	n/a	=	39	%	EPA 8270Cm	-88	-88	24	82	
2012/13-5	MO-VEN	srgt environ	5/7/2013	Organic	2-Fluorophenol	n/a	=	38	µg/L	EPA 625	-88	-88			
2012/13-5	MO-VEN	srgt environ, rec	5/7/2013	Organic	2-Fluorophenol	n/a	=	38	%	EPA 625	-88	-88	0.1	104	
2012/13-5	MO-VEN	srgt environ	5/10/2013	Organic	2-Fluorophenol	n/a	=	2.25	µg/L	EPA 8270Cm	-88	-88			GN
2012/13-5	MO-VEN	srgt environ, rec	5/10/2013	Organic	2-Fluorophenol	n/a	=	22	%	EPA 8270Cm	-88	-88	24	82	GN
2012/13-5	Lab	method blank	5/11/2013	Organic	2-Methylnaphthalene	n/a	<	0.1	µg/L	EPA 8270Cm	0.1	0.1			
2012/13-5	Lab	method blank	5/11/2013	Organic	2-Methylnaphthalene	n/a	<	0.1	µg/L	EPA 8270Cm	0.1	0.1			
2012/13-5	Lab	method blank	6/18/2013	Organic	2-Methylnaphthalene	n/a	<	0.1	µg/L	EPA 8270Cm	0.1	0.1			
2012/13-5	Lab	method blank	5/10/2013	Organic	2-Methylphenol	n/a	<	0.34	µg/L	EPA 8270Cm	0.34	1			
2012/13-5	Lab	method blank	5/10/2013	Organic	2-Methylphenol	n/a	<	0.34	µg/L	EPA 8270Cm	0.34	1			
2012/13-5	Lab	method blank	6/16/2013	Organic	2-Methylphenol	n/a	<	0.34	µg/L	EPA 8270Cm	0.34	1			
2012/13-5	Lab	method blank	5/10/2013	Organic	2-Nitrophenol	n/a	<	0.71	µg/L	EPA 8270Cm	0.71	1			
2012/13-5	Lab	LCS	5/10/2013	Organic	2-Nitrophenol	n/a	=	6.4	µg/L	EPA 8270Cm	0.71	1			
2012/13-5	Lab	LCS, rec	5/10/2013	Organic	2-Nitrophenol	n/a	=	64	%	EPA 8270Cm	-88	-88	48	197	
2012/13-5	Lab	LCS dup	5/10/2013	Organic	2-Nitrophenol	n/a	=	5.97	µg/L	EPA 8270Cm	0.71	1			
2012/13-5	Lab	LCS dup, rec	5/10/2013	Organic	2-Nitrophenol	n/a	=	60	%	EPA 8270Cm	-88	-88	48	197	
2012/13-5	Lab	LCS, RPD	5/10/2013	Organic	2-Nitrophenol	n/a	=	7	%	EPA 8270Cm	-88	-88	0	30	
2012/13-5	Lab	method blank	5/10/2013	Organic	2-Nitrophenol	n/a	<	0.71	µg/L	EPA 8270Cm	0.71	1			
2012/13-5	Lab	LCS	5/10/2013	Organic	2-Nitrophenol	n/a	=	6.72	µg/L	EPA 8270Cm	0.71	1			
2012/13-5	Lab	LCS, rec	5/10/2013	Organic	2-Nitrophenol	n/a	=	67	%	EPA 8270Cm	-88	-88	48	197	
2012/13-5	Lab	method blank	6/16/2013	Organic	2-Nitrophenol	n/a	<	0.71	µg/L	EPA 8270Cm	0.71	1			
2012/13-5	Lab	LCS	6/16/2013	Organic	2-Nitrophenol	n/a	=	5.06	µg/L	EPA 8270Cm	0.71	1			
2012/13-5	Lab	LCS, rec	6/16/2013	Organic	2-Nitrophenol	n/a	=	51	%	EPA 8270Cm	-88	-88	48	197	
2012/13-5	Lab	LCS dup	5/6/2013	Organic	3,3'-Dichlorobenzidine	n/a	=	96.2	µg/L	EPA 625	0.67	5			
2012/13-5	Lab	LCS dup, rec	5/6/2013	Organic	3,3'-Dichlorobenzidine	n/a	=	192	%	EPA 625	-88	-88	0.1	262	
2012/13-5	Lab	LCS, RPD	5/6/2013	Organic	3,3'-Dichlorobenzidine	n/a	=	3	%	EPA 625	-88	-88	0	30	
2012/13-5	Lab	method blank	5/6/2013	Organic	3,3'-Dichlorobenzidine	n/a	<	0.67	µg/L	EPA 625	0.67	5			
2012/13-5	Lab	LCS	5/6/2013	Organic	3,3'-Dichlorobenzidine	n/a	=	99.4	µg/L	EPA 625	0.67	5			
2012/13-5	Lab	LCS, rec	5/6/2013	Organic	3,3'-Dichlorobenzidine	n/a	=	199	%	EPA 625	-88	-88	0.1	262	
2012/13-5	Lab	method blank	5/15/2013	Organic	3,3'-Dichlorobenzidine	n/a	<	1.2	µg/L	EPA 625	1.2	5			
2012/13-5	Lab	LCS	5/15/2013	Organic	3,3'-Dichlorobenzidine	n/a	=	75.7	µg/L	EPA 625	1.2	5			
2012/13-5	Lab	LCS, rec	5/15/2013	Organic	3,3'-Dichlorobenzidine	n/a	=	151	%	EPA 625	-88	-88	0.1	262	
2012/13-5	Lab	method blank	6/12/2013	Organic	3,3'-Dichlorobenzidine	n/a	<	1.2	µg/L	EPA 625	1.2	5			
2012/13-5	Lab	LCS	6/12/2013	Organic	3,3'-Dichlorobenzidine	n/a	=	21.1	µg/L	EPA 625	1.2	5			
2012/13-5	Lab	LCS, rec	6/12/2013	Organic	3,3'-Dichlorobenzidine	n/a	=	42	%	EPA 625	-88	-88	0.1	262	

Appendix F
Laboratory QA/QC Analysis Results

Event ID	Site ID	QAQC Sample Type	Analysis Date	Classification	Constituent	Fraction	Sign	Result	Units	Method	MDL	RL	QA Limit		DQOComp
													Min	Max	
2012/13-5	ME-CC	matrix spike	6/12/2013	Organic	3,3'-Dichlorobenzidine	n/a	<	1.2	µg/L	EPA 625	1.2	5			GB
2012/13-5	ME-CC	matrix spike, rec	6/12/2013	Organic	3,3'-Dichlorobenzidine	n/a	=	0	%	EPA 625	-88	-88	0.1	262	GB
2012/13-5	ME-CC	matrix spike dup	6/12/2013	Organic	3,3'-Dichlorobenzidine	n/a	<	1.2	µg/L	EPA 625	1.2	5			GB
2012/13-5	ME-CC	matrix spike dup, rec	6/12/2013	Organic	3,3'-Dichlorobenzidine	n/a	=	0	%	EPA 625	-88	-88	0.1	262	GB
2012/13-5	ME-CC	matrix spike, RPD	6/12/2013	Organic	3,3'-Dichlorobenzidine	n/a	=	0	%	EPA 625	-88	-88	0	30	
2012/13-5	MO-OJA	matrix spike	5/15/2013	Organic	3,3'-Dichlorobenzidine	n/a	=	44.3	µg/L	EPA 625	1.2	5			
2012/13-5	MO-OJA	matrix spike, rec	5/15/2013	Organic	3,3'-Dichlorobenzidine	n/a	=	89	%	EPA 625	-88	-88	0.1	262	
2012/13-5	MO-OJA	matrix spike dup	5/15/2013	Organic	3,3'-Dichlorobenzidine	n/a	=	44.9	µg/L	EPA 625	1.2	5			
2012/13-5	MO-OJA	matrix spike dup, rec	5/15/2013	Organic	3,3'-Dichlorobenzidine	n/a	=	90	%	EPA 625	-88	-88	0.1	262	
2012/13-5	MO-OJA	matrix spike, RPD	5/15/2013	Organic	3,3'-Dichlorobenzidine	n/a	=	1	%	EPA 625	-88	-88	0	30	
2012/13-5	Lab	method blank	5/10/2013	Organic	3-/4-Methylphenol	n/a	<	0.3	µg/L	EPA 8270Cm	0.3	1			
2012/13-5	Lab	method blank	5/10/2013	Organic	3-/4-Methylphenol	n/a	<	0.3	µg/L	EPA 8270Cm	0.3	1			
2012/13-5	Lab	method blank	6/16/2013	Organic	3-/4-Methylphenol	n/a	<	0.3	µg/L	EPA 8270Cm	0.3	1			
2012/13-5	Lab	method blank	5/10/2013	Organic	4,6-Dinitro-2-methylphenol	n/a	<	0.14	µg/L	EPA 8270Cm	0.14	1			
2012/13-5	Lab	LCS	5/10/2013	Organic	4,6-Dinitro-2-methylphenol	n/a	=	5.84	µg/L	EPA 8270Cm	0.14	1			
2012/13-5	Lab	LCS, rec	5/10/2013	Organic	4,6-Dinitro-2-methylphenol	n/a	=	58	%	EPA 8270Cm	-88	-88	56	227	
2012/13-5	Lab	LCS dup	5/10/2013	Organic	4,6-Dinitro-2-methylphenol	n/a	=	5.51	µg/L	EPA 8270Cm	0.14	1			EUM
2012/13-5	Lab	LCS dup, rec	5/10/2013	Organic	4,6-Dinitro-2-methylphenol	n/a	=	55	%	EPA 8270Cm	-88	-88	56	227	EUM
2012/13-5	Lab	LCS, RPD	5/10/2013	Organic	4,6-Dinitro-2-methylphenol	n/a	=	6	%	EPA 8270Cm	-88	-88	0	30	
2012/13-5	Lab	method blank	5/10/2013	Organic	4,6-Dinitro-2-methylphenol	n/a	<	0.14	µg/L	EPA 8270Cm	0.14	1			
2012/13-5	Lab	LCS	5/10/2013	Organic	4,6-Dinitro-2-methylphenol	n/a	=	5.88	µg/L	EPA 8270Cm	0.14	1			
2012/13-5	Lab	LCS, rec	5/10/2013	Organic	4,6-Dinitro-2-methylphenol	n/a	=	59	%	EPA 8270Cm	-88	-88	56	227	
2012/13-5	Lab	method blank	6/16/2013	Organic	4,6-Dinitro-2-methylphenol	n/a	<	0.14	µg/L	EPA 8270Cm	0.14	1			
2012/13-5	Lab	LCS	6/16/2013	Organic	4,6-Dinitro-2-methylphenol	n/a	=	4.71	µg/L	EPA 8270Cm	0.14	1			EUM
2012/13-5	Lab	LCS, rec	6/16/2013	Organic	4,6-Dinitro-2-methylphenol	n/a	=	47	%	EPA 8270Cm	-88	-88	56	227	EUM
2012/13-5	000NONPJ	srgt matrix spike	5/1/2013	Organic	4-Bromofluorobenzene	n/a	=	51.4	µg/L	EPA 624	-88	-88			
2012/13-5	000NONPJ	srgt matrix spike, rec	5/1/2013	Organic	4-Bromofluorobenzene	n/a	=	103	%	EPA 624	-88	-88	88	108	
2012/13-5	000NONPJ	srgt matrix spike dup	5/1/2013	Organic	4-Bromofluorobenzene	n/a	=	51	µg/L	EPA 624	-88	-88			
2012/13-5	000NONPJ	srgt matrix spike dup, rec	5/1/2013	Organic	4-Bromofluorobenzene	n/a	=	102	%	EPA 624	-88	-88	88	108	
2012/13-5	Lab	srgt LCS	4/24/2013	Organic	4-Bromofluorobenzene	n/a	=	55.4	µg/L	EPA 624	-88	-88			GN
2012/13-5	Lab	srgt LCS, rec	4/24/2013	Organic	4-Bromofluorobenzene	n/a	=	111	%	EPA 624	-88	-88	88	108	GN
2012/13-5	Lab	srgt LCS dup	4/24/2013	Organic	4-Bromofluorobenzene	n/a	=	56.6	µg/L	EPA 624	-88	-88			GN
2012/13-5	Lab	srgt LCS dup, rec	4/24/2013	Organic	4-Bromofluorobenzene	n/a	=	113	%	EPA 624	-88	-88	88	108	GN
2012/13-5	Lab	srgt method blank	4/24/2013	Organic	4-Bromofluorobenzene	n/a	=	53.8	µg/L	EPA 624	-88	-88			
2012/13-5	Lab	srgt method blank, rec	4/24/2013	Organic	4-Bromofluorobenzene	n/a	=	108	%	EPA 624	-88	-88	88	108	
2012/13-5	Lab	srgt LCS	5/1/2013	Organic	4-Bromofluorobenzene	n/a	=	52.2	µg/L	EPA 624	-88	-88			
2012/13-5	Lab	srgt LCS, rec	5/1/2013	Organic	4-Bromofluorobenzene	n/a	=	104	%	EPA 624	-88	-88	88	108	
2012/13-5	Lab	srgt LCS dup	5/1/2013	Organic	4-Bromofluorobenzene	n/a	=	51.7	µg/L	EPA 624	-88	-88			
2012/13-5	Lab	srgt LCS dup, rec	5/1/2013	Organic	4-Bromofluorobenzene	n/a	=	103	%	EPA 624	-88	-88	88	108	
2012/13-5	Lab	srgt method blank	5/1/2013	Organic	4-Bromofluorobenzene	n/a	=	49.2	µg/L	EPA 624	-88	-88			
2012/13-5	Lab	srgt method blank, rec	5/1/2013	Organic	4-Bromofluorobenzene	n/a	=	98	%	EPA 624	-88	-88	88	108	
2012/13-5	Lab	srgt LCS	5/24/2013	Organic	4-Bromofluorobenzene	n/a	=	10.3	µg/L	EPA 524.2	-88	-88			
2012/13-5	Lab	srgt LCS, rec	5/24/2013	Organic	4-Bromofluorobenzene	n/a	=	103	%	EPA 524.2	-88	-88	70	130	
2012/13-5	Lab	srgt LCS dup	5/24/2013	Organic	4-Bromofluorobenzene	n/a	=	10.3	µg/L	EPA 524.2	-88	-88			
2012/13-5	Lab	srgt LCS dup, rec	5/24/2013	Organic	4-Bromofluorobenzene	n/a	=	103	%	EPA 524.2	-88	-88	70	130	
2012/13-5	Lab	srgt method blank	5/24/2013	Organic	4-Bromofluorobenzene	n/a	=	8.05	µg/L	EPA 524.2	-88	-88			
2012/13-5	Lab	srgt method blank, rec	5/24/2013	Organic	4-Bromofluorobenzene	n/a	=	80	%	EPA 524.2	-88	-88	70	130	

Appendix F
Laboratory QA/QC Analysis Results

Event ID	Site ID	QAQC Sample Type	Analysis Date	Classification	Constituent	Fraction	Sign	Result	Units	Method	MDL	RL	QA Limit		DQOComp
													Min	Max	
2012/13-5	ME-CC	srgt environ	5/25/2013	Organic	4-Bromofluorobenzene	n/a	=	9.95	µg/L	EPA 524.2	-88	-88			
2012/13-5	ME-CC	srgt environ, rec	5/25/2013	Organic	4-Bromofluorobenzene	n/a	=	100	%	EPA 524.2	-88	-88	70	130	
2012/13-5	ME-SCR	srgt environ	4/25/2013	Organic	4-Bromofluorobenzene	n/a	=	51.6	µg/L	EPA 624	-88	-88			
2012/13-5	ME-SCR	srgt environ, rec	4/25/2013	Organic	4-Bromofluorobenzene	n/a	=	103	%	EPA 624	-88	-88	88	108	
2012/13-5	ME-VR2	srgt environ	5/1/2013	Organic	4-Bromofluorobenzene	n/a	=	48	µg/L	EPA 624	-88	-88			
2012/13-5	ME-VR2	srgt environ, rec	5/1/2013	Organic	4-Bromofluorobenzene	n/a	=	96	%	EPA 624	-88	-88	88	108	
2012/13-5	MO-CAM	srgt environ	5/25/2013	Organic	4-Bromofluorobenzene	n/a	=	9.89	µg/L	EPA 524.2	-88	-88			
2012/13-5	MO-CAM	srgt environ, rec	5/25/2013	Organic	4-Bromofluorobenzene	n/a	=	99	%	EPA 524.2	-88	-88	70	130	
2012/13-5	MO-FIL	srgt environ	4/25/2013	Organic	4-Bromofluorobenzene	n/a	=	50.6	µg/L	EPA 624	-88	-88			
2012/13-5	MO-FIL	srgt environ, rec	4/25/2013	Organic	4-Bromofluorobenzene	n/a	=	101	%	EPA 624	-88	-88	88	108	
2012/13-5	MO-HUE	srgt environ	5/1/2013	Organic	4-Bromofluorobenzene	n/a	=	47.9	µg/L	EPA 624	-88	-88			
2012/13-5	MO-HUE	srgt environ, rec	5/1/2013	Organic	4-Bromofluorobenzene	n/a	=	96	%	EPA 624	-88	-88	88	108	
2012/13-5	MO-OJA	srgt environ	5/1/2013	Organic	4-Bromofluorobenzene	n/a	=	47.3	µg/L	EPA 624	-88	-88			
2012/13-5	MO-OJA	srgt environ, rec	5/1/2013	Organic	4-Bromofluorobenzene	n/a	=	95	%	EPA 624	-88	-88	88	108	
2012/13-5	MO-OXN	srgt environ	4/25/2013	Organic	4-Bromofluorobenzene	n/a	=	50.8	µg/L	EPA 624	-88	-88			
2012/13-5	MO-OXN	srgt environ, rec	4/25/2013	Organic	4-Bromofluorobenzene	n/a	=	102	%	EPA 624	-88	-88	88	108	
2012/13-5	MO-SIM	srgt environ	5/25/2013	Organic	4-Bromofluorobenzene	n/a	=	10.1	µg/L	EPA 524.2	-88	-88			
2012/13-5	MO-SIM	srgt environ, rec	5/25/2013	Organic	4-Bromofluorobenzene	n/a	=	101	%	EPA 524.2	-88	-88	70	130	
2012/13-5	MO-THO	srgt environ	5/25/2013	Organic	4-Bromofluorobenzene	n/a	=	9.71	µg/L	EPA 524.2	-88	-88			
2012/13-5	MO-THO	srgt environ, rec	5/25/2013	Organic	4-Bromofluorobenzene	n/a	=	97	%	EPA 524.2	-88	-88	70	130	
2012/13-5	MO-VEN	srgt environ	4/25/2013	Organic	4-Bromofluorobenzene	n/a	=	50.5	µg/L	EPA 624	-88	-88			
2012/13-5	MO-VEN	srgt environ, rec	4/25/2013	Organic	4-Bromofluorobenzene	n/a	=	101	%	EPA 624	-88	-88	88	108	
2012/13-5	Lab	LCS dup	5/6/2013	Organic	4-Bromophenyl phenyl ether	n/a	=	26.7	µg/L	EPA 625	0.36	1			EUM
2012/13-5	Lab	LCS dup, rec	5/6/2013	Organic	4-Bromophenyl phenyl ether	n/a	=	53	%	EPA 625	-88	-88	53	127	EUM
2012/13-5	Lab	LCS, RPD	5/6/2013	Organic	4-Bromophenyl phenyl ether	n/a	=	16	%	EPA 625	-88	-88	0	30	
2012/13-5	Lab	method blank	5/6/2013	Organic	4-Bromophenyl phenyl ether	n/a	<	0.36	µg/L	EPA 625	0.36	1			
2012/13-5	Lab	LCS	5/6/2013	Organic	4-Bromophenyl phenyl ether	n/a	=	31.4	µg/L	EPA 625	0.36	1			
2012/13-5	Lab	LCS, rec	5/6/2013	Organic	4-Bromophenyl phenyl ether	n/a	=	63	%	EPA 625	-88	-88	53	127	
2012/13-5	Lab	method blank	5/15/2013	Organic	4-Bromophenyl phenyl ether	n/a	<	0.36	µg/L	EPA 625	0.36	1			
2012/13-5	Lab	LCS	5/15/2013	Organic	4-Bromophenyl phenyl ether	n/a	=	26.2	µg/L	EPA 625	0.36	1			EUM
2012/13-5	Lab	LCS, rec	5/15/2013	Organic	4-Bromophenyl phenyl ether	n/a	=	52	%	EPA 625	-88	-88	53	127	EUM
2012/13-5	Lab	method blank	6/12/2013	Organic	4-Bromophenyl phenyl ether	n/a	<	0.36	µg/L	EPA 625	0.36	1			
2012/13-5	Lab	LCS	6/12/2013	Organic	4-Bromophenyl phenyl ether	n/a	=	26.6	µg/L	EPA 625	0.36	1			
2012/13-5	Lab	LCS, rec	6/12/2013	Organic	4-Bromophenyl phenyl ether	n/a	=	53	%	EPA 625	-88	-88	53	127	
2012/13-5	ME-CC	matrix spike	6/12/2013	Organic	4-Bromophenyl phenyl ether	n/a	=	30	µg/L	EPA 625	0.36	1			
2012/13-5	ME-CC	matrix spike, rec	6/12/2013	Organic	4-Bromophenyl phenyl ether	n/a	=	60	%	EPA 625	-88	-88	53	127	
2012/13-5	ME-CC	matrix spike dup	6/12/2013	Organic	4-Bromophenyl phenyl ether	n/a	=	33.8	µg/L	EPA 625	0.36	1			
2012/13-5	ME-CC	matrix spike dup, rec	6/12/2013	Organic	4-Bromophenyl phenyl ether	n/a	=	68	%	EPA 625	-88	-88	53	127	
2012/13-5	ME-CC	matrix spike, RPD	6/12/2013	Organic	4-Bromophenyl phenyl ether	n/a	=	12	%	EPA 625	-88	-88	0	30	
2012/13-5	MO-OJA	matrix spike	5/15/2013	Organic	4-Bromophenyl phenyl ether	n/a	=	27.7	µg/L	EPA 625	0.36	1			
2012/13-5	MO-OJA	matrix spike, rec	5/15/2013	Organic	4-Bromophenyl phenyl ether	n/a	=	55	%	EPA 625	-88	-88	53	127	
2012/13-5	MO-OJA	matrix spike dup	5/15/2013	Organic	4-Bromophenyl phenyl ether	n/a	=	30.3	µg/L	EPA 625	0.36	1			
2012/13-5	MO-OJA	matrix spike dup, rec	5/15/2013	Organic	4-Bromophenyl phenyl ether	n/a	=	61	%	EPA 625	-88	-88	53	127	
2012/13-5	MO-OJA	matrix spike, RPD	5/15/2013	Organic	4-Bromophenyl phenyl ether	n/a	=	9	%	EPA 625	-88	-88	0	30	
2012/13-5	Lab	method blank	5/10/2013	Organic	4-Chloro-3-methylphenol	n/a	<	0.37	µg/L	EPA 8270Cm	0.37	1			
2012/13-5	Lab	LCS	5/10/2013	Organic	4-Chloro-3-methylphenol	n/a	=	6.03	µg/L	EPA 8270Cm	0.37	1			
2012/13-5	Lab	LCS, rec	5/10/2013	Organic	4-Chloro-3-methylphenol	n/a	=	60	%	EPA 8270Cm	-88	-88	51	112	

Appendix F
Laboratory QA/QC Analysis Results

Event ID	Site ID	QAQC Sample Type	Analysis Date	Classification	Constituent	Fraction	Sign	Result	Units	Method	MDL	RL	QA Limit		DQOComp
													Min	Max	
2012/13-5	Lab	LCS dup	5/10/2013	Organic	4-Chloro-3-methylphenol	n/a	=	5.48	µg/L	EPA 8270Cm	0.37	1			
2012/13-5	Lab	LCS dup, rec	5/10/2013	Organic	4-Chloro-3-methylphenol	n/a	=	55	%	EPA 8270Cm	-88	-88	51	112	
2012/13-5	Lab	LCS, RPD	5/10/2013	Organic	4-Chloro-3-methylphenol	n/a	=	10	%	EPA 8270Cm	-88	-88	0	30	
2012/13-5	Lab	method blank	5/10/2013	Organic	4-Chloro-3-methylphenol	n/a	<	0.37	µg/L	EPA 8270Cm	0.37	1			
2012/13-5	Lab	LCS	5/10/2013	Organic	4-Chloro-3-methylphenol	n/a	=	6.56	µg/L	EPA 8270Cm	0.37	1			
2012/13-5	Lab	LCS, rec	5/10/2013	Organic	4-Chloro-3-methylphenol	n/a	=	66	%	EPA 8270Cm	-88	-88	51	112	
2012/13-5	Lab	method blank	6/16/2013	Organic	4-Chloro-3-methylphenol	n/a	<	0.37	µg/L	EPA 8270Cm	0.37	1			
2012/13-5	Lab	LCS	6/16/2013	Organic	4-Chloro-3-methylphenol	n/a	=	4.76	µg/L	EPA 8270Cm	0.37	1			EUM
2012/13-5	Lab	LCS, rec	6/16/2013	Organic	4-Chloro-3-methylphenol	n/a	=	48	%	EPA 8270Cm	-88	-88	51	112	EUM
2012/13-5	ME-CC	matrix spike	6/16/2013	Organic	4-Chloro-3-methylphenol	n/a	=	6.23	µg/L	EPA 8270Cm	0.37	1			
2012/13-5	ME-CC	matrix spike, rec	6/16/2013	Organic	4-Chloro-3-methylphenol	n/a	=	62	%	EPA 8270Cm	-88	-88	39	121	
2012/13-5	ME-CC	matrix spike dup	6/16/2013	Organic	4-Chloro-3-methylphenol	n/a	=	5.84	µg/L	EPA 8270Cm	0.37	1			
2012/13-5	ME-CC	matrix spike dup, rec	6/16/2013	Organic	4-Chloro-3-methylphenol	n/a	=	58	%	EPA 8270Cm	-88	-88	39	121	
2012/13-5	ME-CC	matrix spike, RPD	6/16/2013	Organic	4-Chloro-3-methylphenol	n/a	=	6	%	EPA 8270Cm	-88	-88	0	30	
2012/13-5	MO-OJA	matrix spike	5/10/2013	Organic	4-Chloro-3-methylphenol	n/a	=	2.36	µg/L	EPA 8270Cm	0.37	1			GB
2012/13-5	MO-OJA	matrix spike, rec	5/10/2013	Organic	4-Chloro-3-methylphenol	n/a	=	24	%	EPA 8270Cm	-88	-88	39	121	GB
2012/13-5	MO-OJA	matrix spike dup	5/10/2013	Organic	4-Chloro-3-methylphenol	n/a	=	3.06	µg/L	EPA 8270Cm	0.37	1			GB
2012/13-5	MO-OJA	matrix spike dup, rec	5/10/2013	Organic	4-Chloro-3-methylphenol	n/a	=	31	%	EPA 8270Cm	-88	-88	39	121	GB
2012/13-5	MO-OJA	matrix spike, RPD	5/10/2013	Organic	4-Chloro-3-methylphenol	n/a	=	26	%	EPA 8270Cm	-88	-88	0	30	
2012/13-5	Lab	LCS dup	5/6/2013	Organic	4-Chlorophenyl phenyl ether	n/a	=	29.1	µg/L	EPA 625	0.39	1			
2012/13-5	Lab	LCS dup, rec	5/6/2013	Organic	4-Chlorophenyl phenyl ether	n/a	=	58	%	EPA 625	-88	-88	25	158	
2012/13-5	Lab	LCS, RPD	5/6/2013	Organic	4-Chlorophenyl phenyl ether	n/a	=	17	%	EPA 625	-88	-88	0	30	
2012/13-5	Lab	method blank	5/6/2013	Organic	4-Chlorophenyl phenyl ether	n/a	<	0.39	µg/L	EPA 625	0.39	1			
2012/13-5	Lab	LCS	5/6/2013	Organic	4-Chlorophenyl phenyl ether	n/a	=	34.6	µg/L	EPA 625	0.39	1			
2012/13-5	Lab	LCS, rec	5/6/2013	Organic	4-Chlorophenyl phenyl ether	n/a	=	69	%	EPA 625	-88	-88	25	158	
2012/13-5	Lab	method blank	5/15/2013	Organic	4-Chlorophenyl phenyl ether	n/a	<	0.41	µg/L	EPA 625	0.41	1			
2012/13-5	Lab	LCS	5/15/2013	Organic	4-Chlorophenyl phenyl ether	n/a	=	28.5	µg/L	EPA 625	0.41	1			
2012/13-5	Lab	LCS, rec	5/15/2013	Organic	4-Chlorophenyl phenyl ether	n/a	=	57	%	EPA 625	-88	-88	25	158	
2012/13-5	Lab	method blank	6/12/2013	Organic	4-Chlorophenyl phenyl ether	n/a	<	0.41	µg/L	EPA 625	0.41	1			
2012/13-5	Lab	LCS	6/12/2013	Organic	4-Chlorophenyl phenyl ether	n/a	=	28.5	µg/L	EPA 625	0.41	1			
2012/13-5	Lab	LCS, rec	6/12/2013	Organic	4-Chlorophenyl phenyl ether	n/a	=	57	%	EPA 625	-88	-88	25	158	
2012/13-5	ME-CC	matrix spike	6/12/2013	Organic	4-Chlorophenyl phenyl ether	n/a	=	32.3	µg/L	EPA 625	0.41	1			
2012/13-5	ME-CC	matrix spike, rec	6/12/2013	Organic	4-Chlorophenyl phenyl ether	n/a	=	65	%	EPA 625	-88	-88	25	158	
2012/13-5	ME-CC	matrix spike dup	6/12/2013	Organic	4-Chlorophenyl phenyl ether	n/a	=	36.6	µg/L	EPA 625	0.41	1			
2012/13-5	ME-CC	matrix spike dup, rec	6/12/2013	Organic	4-Chlorophenyl phenyl ether	n/a	=	73	%	EPA 625	-88	-88	25	158	
2012/13-5	ME-CC	matrix spike, RPD	6/12/2013	Organic	4-Chlorophenyl phenyl ether	n/a	=	13	%	EPA 625	-88	-88	0	30	
2012/13-5	MO-OJA	matrix spike	5/15/2013	Organic	4-Chlorophenyl phenyl ether	n/a	=	30.1	µg/L	EPA 625	0.41	1			
2012/13-5	MO-OJA	matrix spike, rec	5/15/2013	Organic	4-Chlorophenyl phenyl ether	n/a	=	60	%	EPA 625	-88	-88	25	158	
2012/13-5	MO-OJA	matrix spike dup	5/15/2013	Organic	4-Chlorophenyl phenyl ether	n/a	=	33	µg/L	EPA 625	0.41	1			
2012/13-5	MO-OJA	matrix spike dup, rec	5/15/2013	Organic	4-Chlorophenyl phenyl ether	n/a	=	66	%	EPA 625	-88	-88	25	158	
2012/13-5	MO-OJA	matrix spike, RPD	5/15/2013	Organic	4-Chlorophenyl phenyl ether	n/a	=	9	%	EPA 625	-88	-88	0	30	
2012/13-5	Lab	method blank	5/10/2013	Organic	4-Nitrophenol	n/a	<	1	µg/L	EPA 8270Cm	1	2			
2012/13-5	Lab	LCS	5/10/2013	Organic	4-Nitrophenol	n/a	=	2.29	µg/L	EPA 8270Cm	1	2			
2012/13-5	Lab	LCS, rec	5/10/2013	Organic	4-Nitrophenol	n/a	=	23	%	EPA 8270Cm	-88	-88	15	73	
2012/13-5	Lab	LCS dup	5/10/2013	Organic	4-Nitrophenol	n/a	DNQ	1.92	µg/L	EPA 8270Cm	1	2			
2012/13-5	Lab	LCS dup, rec	5/10/2013	Organic	4-Nitrophenol	n/a	=	19	%	EPA 8270Cm	-88	-88	15	73	
2012/13-5	Lab	LCS, RPD	5/10/2013	Organic	4-Nitrophenol	n/a	=	18	%	EPA 8270Cm	-88	-88	0	30	

Appendix F
Laboratory QA/QC Analysis Results

Event ID	Site ID	QAQC Sample Type	Analysis Date	Classification	Constituent	Fraction	Sign	Result	Units	Method	MDL	RL	QA Limit		DQOComp
													Min	Max	
2012/13-5	Lab	method blank	5/10/2013	Organic	4-Nitrophenol	n/a	<	1	µg/L	EPA 8270Cm	1	2			
2012/13-5	Lab	LCS	5/10/2013	Organic	4-Nitrophenol	n/a	=	2.71	µg/L	EPA 8270Cm	1	2			
2012/13-5	Lab	LCS, rec	5/10/2013	Organic	4-Nitrophenol	n/a	=	27	%	EPA 8270Cm	-88	-88	15	73	
2012/13-5	Lab	method blank	6/16/2013	Organic	4-Nitrophenol	n/a	<	1	µg/L	EPA 8270Cm	1	2			
2012/13-5	Lab	LCS	6/16/2013	Organic	4-Nitrophenol	n/a	=	2.22	µg/L	EPA 8270Cm	1	2			
2012/13-5	Lab	LCS, rec	6/16/2013	Organic	4-Nitrophenol	n/a	=	22	%	EPA 8270Cm	-88	-88	15	73	
2012/13-5	ME-CC	matrix spike	6/16/2013	Organic	4-Nitrophenol	n/a	=	4.76	µg/L	EPA 8270Cm	1	2			
2012/13-5	ME-CC	matrix spike, rec	6/16/2013	Organic	4-Nitrophenol	n/a	=	48	%	EPA 8270Cm	-88	-88	1	65	
2012/13-5	ME-CC	matrix spike dup	6/16/2013	Organic	4-Nitrophenol	n/a	=	4.88	µg/L	EPA 8270Cm	1	2			
2012/13-5	ME-CC	matrix spike dup, rec	6/16/2013	Organic	4-Nitrophenol	n/a	=	49	%	EPA 8270Cm	-88	-88	1	65	
2012/13-5	ME-CC	matrix spike, RPD	6/16/2013	Organic	4-Nitrophenol	n/a	=	2	%	EPA 8270Cm	-88	-88	0	30	
2012/13-5	MO-OJA	matrix spike	5/10/2013	Organic	4-Nitrophenol	n/a	DNQ	1.61	µg/L	EPA 8270Cm	1	2			
2012/13-5	MO-OJA	matrix spike, rec	5/10/2013	Organic	4-Nitrophenol	n/a	=	16	%	EPA 8270Cm	-88	-88	1	65	
2012/13-5	MO-OJA	matrix spike dup	5/10/2013	Organic	4-Nitrophenol	n/a	DNQ	1.95	µg/L	EPA 8270Cm	1	2			
2012/13-5	MO-OJA	matrix spike dup, rec	5/10/2013	Organic	4-Nitrophenol	n/a	=	20	%	EPA 8270Cm	-88	-88	1	65	
2012/13-5	MO-OJA	matrix spike, RPD	5/10/2013	Organic	4-Nitrophenol	n/a	=	19	%	EPA 8270Cm	-88	-88	0	30	
2012/13-5	Lab	method blank	5/11/2013	Organic	Acenaphthene	n/a	<	0.1	µg/L	EPA 8270Cm	0.1	0.1			
2012/13-5	Lab	LCS	5/11/2013	Organic	Acenaphthene	n/a	=	6.69	µg/L	EPA 8270Cm	0.1	0.1			
2012/13-5	Lab	LCS, rec	5/11/2013	Organic	Acenaphthene	n/a	=	67	%	EPA 8270Cm	-88	-88	47	145	
2012/13-5	Lab	LCS dup	5/11/2013	Organic	Acenaphthene	n/a	=	6.06	µg/L	EPA 8270Cm	0.1	0.1			
2012/13-5	Lab	LCS dup, rec	5/11/2013	Organic	Acenaphthene	n/a	=	61	%	EPA 8270Cm	-88	-88	47	145	
2012/13-5	Lab	LCS, RPD	5/11/2013	Organic	Acenaphthene	n/a	=	10	%	EPA 8270Cm	-88	-88	0	30	
2012/13-5	Lab	method blank	5/11/2013	Organic	Acenaphthene	n/a	<	0.1	µg/L	EPA 8270Cm	0.1	0.1			
2012/13-5	Lab	LCS	5/11/2013	Organic	Acenaphthene	n/a	=	7.11	µg/L	EPA 8270Cm	0.1	0.1			
2012/13-5	Lab	LCS, rec	5/11/2013	Organic	Acenaphthene	n/a	=	71	%	EPA 8270Cm	-88	-88	47	145	
2012/13-5	Lab	method blank	6/18/2013	Organic	Acenaphthene	n/a	<	0.1	µg/L	EPA 8270Cm	0.1	0.1			
2012/13-5	Lab	LCS	6/18/2013	Organic	Acenaphthene	n/a	=	5.42	µg/L	EPA 8270Cm	0.1	0.1			
2012/13-5	Lab	LCS, rec	6/18/2013	Organic	Acenaphthene	n/a	=	54	%	EPA 8270Cm	-88	-88	47	145	
2012/13-5	ME-CC	matrix spike	6/18/2013	Organic	Acenaphthene	n/a	=	6.72	µg/L	EPA 8270Cm	0.1	0.1			
2012/13-5	ME-CC	matrix spike, rec	6/18/2013	Organic	Acenaphthene	n/a	=	67	%	EPA 8270Cm	-88	-88	47	145	
2012/13-5	ME-CC	matrix spike dup	6/18/2013	Organic	Acenaphthene	n/a	=	5.91	µg/L	EPA 8270Cm	0.1	0.1			
2012/13-5	ME-CC	matrix spike dup, rec	6/18/2013	Organic	Acenaphthene	n/a	=	59	%	EPA 8270Cm	-88	-88	47	145	
2012/13-5	ME-CC	matrix spike, RPD	6/18/2013	Organic	Acenaphthene	n/a	=	13	%	EPA 8270Cm	-88	-88	0	30	
2012/13-5	MO-OJA	matrix spike	5/11/2013	Organic	Acenaphthene	n/a	=	2.49	µg/L	EPA 8270Cm	0.1	0.1			GB
2012/13-5	MO-OJA	matrix spike, rec	5/11/2013	Organic	Acenaphthene	n/a	=	25	%	EPA 8270Cm	-88	-88	47	145	GB
2012/13-5	MO-OJA	matrix spike dup	5/11/2013	Organic	Acenaphthene	n/a	=	3.3	µg/L	EPA 8270Cm	0.1	0.1			GB
2012/13-5	MO-OJA	matrix spike dup, rec	5/11/2013	Organic	Acenaphthene	n/a	=	33	%	EPA 8270Cm	-88	-88	47	145	GB
2012/13-5	MO-OJA	matrix spike, RPD	5/11/2013	Organic	Acenaphthene	n/a	=	28	%	EPA 8270Cm	-88	-88	0	30	
2012/13-5	Lab	method blank	5/11/2013	Organic	Acenaphthylene	n/a	<	0.1	µg/L	EPA 8270Cm	0.1	0.1			
2012/13-5	Lab	LCS	5/11/2013	Organic	Acenaphthylene	n/a	=	6.44	µg/L	EPA 8270Cm	0.1	0.1			
2012/13-5	Lab	LCS, rec	5/11/2013	Organic	Acenaphthylene	n/a	=	64	%	EPA 8270Cm	-88	-88	33	145	
2012/13-5	Lab	LCS dup	5/11/2013	Organic	Acenaphthylene	n/a	=	6	µg/L	EPA 8270Cm	0.1	0.1			
2012/13-5	Lab	LCS dup, rec	5/11/2013	Organic	Acenaphthylene	n/a	=	60	%	EPA 8270Cm	-88	-88	33	145	
2012/13-5	Lab	LCS, RPD	5/11/2013	Organic	Acenaphthylene	n/a	=	7	%	EPA 8270Cm	-88	-88	0	30	
2012/13-5	Lab	method blank	5/11/2013	Organic	Acenaphthylene	n/a	<	0.1	µg/L	EPA 8270Cm	0.1	0.1			
2012/13-5	Lab	LCS	5/11/2013	Organic	Acenaphthylene	n/a	=	7.4	µg/L	EPA 8270Cm	0.1	0.1			
2012/13-5	Lab	LCS, rec	5/11/2013	Organic	Acenaphthylene	n/a	=	74	%	EPA 8270Cm	-88	-88	33	145	

Appendix F
Laboratory QA/QC Analysis Results

Event ID	Site ID	QAQC Sample Type	Analysis Date	Classification	Constituent	Fraction	Sign	Result	Units	Method	MDL	RL	QA Limit		DQOComp
													Min	Max	
2012/13-5	Lab	method blank	6/18/2013	Organic	Acenaphthylene	n/a	<	0.1	µg/L	EPA 8270Cm	0.1	0.1			
2012/13-5	Lab	LCS	6/18/2013	Organic	Acenaphthylene	n/a	=	5.17	µg/L	EPA 8270Cm	0.1	0.1			
2012/13-5	Lab	LCS, rec	6/18/2013	Organic	Acenaphthylene	n/a	=	52	%	EPA 8270Cm	-88	-88	33	145	
2012/13-5	ME-CC	matrix spike	6/18/2013	Organic	Acenaphthylene	n/a	=	7.2	µg/L	EPA 8270Cm	0.1	0.1			
2012/13-5	ME-CC	matrix spike, rec	6/18/2013	Organic	Acenaphthylene	n/a	=	72	%	EPA 8270Cm	-88	-88	33	145	
2012/13-5	ME-CC	matrix spike dup	6/18/2013	Organic	Acenaphthylene	n/a	=	6.34	µg/L	EPA 8270Cm	0.1	0.1			
2012/13-5	ME-CC	matrix spike dup, rec	6/18/2013	Organic	Acenaphthylene	n/a	=	63	%	EPA 8270Cm	-88	-88	33	145	
2012/13-5	ME-CC	matrix spike, RPD	6/18/2013	Organic	Acenaphthylene	n/a	=	13	%	EPA 8270Cm	-88	-88	0	30	
2012/13-5	MO-OJA	matrix spike	5/11/2013	Organic	Acenaphthylene	n/a	=	2.47	µg/L	EPA 8270Cm	0.1	0.1			GB
2012/13-5	MO-OJA	matrix spike, rec	5/11/2013	Organic	Acenaphthylene	n/a	=	25	%	EPA 8270Cm	-88	-88	33	145	GB
2012/13-5	MO-OJA	matrix spike dup	5/11/2013	Organic	Acenaphthylene	n/a	=	3.21	µg/L	EPA 8270Cm	0.1	0.1			GB
2012/13-5	MO-OJA	matrix spike dup, rec	5/11/2013	Organic	Acenaphthylene	n/a	=	32	%	EPA 8270Cm	-88	-88	33	145	GB
2012/13-5	MO-OJA	matrix spike, RPD	5/11/2013	Organic	Acenaphthylene	n/a	=	26	%	EPA 8270Cm	-88	-88	0	30	
2012/13-5	Lab	method blank	5/11/2013	Organic	Anthracene	n/a	<	0.1	µg/L	EPA 8270Cm	0.1	0.1			
2012/13-5	Lab	LCS	5/11/2013	Organic	Anthracene	n/a	=	6.85	µg/L	EPA 8270Cm	0.1	0.1			
2012/13-5	Lab	LCS, rec	5/11/2013	Organic	Anthracene	n/a	=	69	%	EPA 8270Cm	-88	-88	27	133	
2012/13-5	Lab	LCS dup	5/11/2013	Organic	Anthracene	n/a	=	5.99	µg/L	EPA 8270Cm	0.1	0.1			
2012/13-5	Lab	LCS dup, rec	5/11/2013	Organic	Anthracene	n/a	=	60	%	EPA 8270Cm	-88	-88	27	133	
2012/13-5	Lab	LCS, RPD	5/11/2013	Organic	Anthracene	n/a	=	13	%	EPA 8270Cm	-88	-88	0	30	
2012/13-5	Lab	method blank	5/11/2013	Organic	Anthracene	n/a	<	0.1	µg/L	EPA 8270Cm	0.1	0.1			
2012/13-5	Lab	LCS	5/11/2013	Organic	Anthracene	n/a	=	7.51	µg/L	EPA 8270Cm	0.1	0.1			
2012/13-5	Lab	LCS, rec	5/11/2013	Organic	Anthracene	n/a	=	75	%	EPA 8270Cm	-88	-88	27	133	
2012/13-5	Lab	method blank	6/18/2013	Organic	Anthracene	n/a	<	0.1	µg/L	EPA 8270Cm	0.1	0.1			
2012/13-5	Lab	LCS	6/18/2013	Organic	Anthracene	n/a	=	5.91	µg/L	EPA 8270Cm	0.1	0.1			
2012/13-5	Lab	LCS, rec	6/18/2013	Organic	Anthracene	n/a	=	59	%	EPA 8270Cm	-88	-88	27	133	
2012/13-5	ME-CC	matrix spike	6/18/2013	Organic	Anthracene	n/a	=	6.98	µg/L	EPA 8270Cm	0.1	0.1			
2012/13-5	ME-CC	matrix spike, rec	6/18/2013	Organic	Anthracene	n/a	=	70	%	EPA 8270Cm	-88	-88	27	133	
2012/13-5	ME-CC	matrix spike dup	6/18/2013	Organic	Anthracene	n/a	=	6.27	µg/L	EPA 8270Cm	0.1	0.1			
2012/13-5	ME-CC	matrix spike dup, rec	6/18/2013	Organic	Anthracene	n/a	=	63	%	EPA 8270Cm	-88	-88	27	133	
2012/13-5	ME-CC	matrix spike, RPD	6/18/2013	Organic	Anthracene	n/a	=	11	%	EPA 8270Cm	-88	-88	0	30	
2012/13-5	MO-OJA	matrix spike	5/11/2013	Organic	Anthracene	n/a	=	2.76	µg/L	EPA 8270Cm	0.1	0.1			
2012/13-5	MO-OJA	matrix spike, rec	5/11/2013	Organic	Anthracene	n/a	=	28	%	EPA 8270Cm	-88	-88	27	133	
2012/13-5	MO-OJA	matrix spike dup	5/11/2013	Organic	Anthracene	n/a	=	3.41	µg/L	EPA 8270Cm	0.1	0.1			
2012/13-5	MO-OJA	matrix spike dup, rec	5/11/2013	Organic	Anthracene	n/a	=	34	%	EPA 8270Cm	-88	-88	27	133	
2012/13-5	MO-OJA	matrix spike, RPD	5/11/2013	Organic	Anthracene	n/a	=	21	%	EPA 8270Cm	-88	-88	0	30	
2012/13-5	Lab	method blank	5/11/2013	Organic	Benz(a)anthracene	n/a	<	0.1	µg/L	EPA 8270Cm	0.1	0.1			
2012/13-5	Lab	LCS	5/11/2013	Organic	Benz(a)anthracene	n/a	=	6.59	µg/L	EPA 8270Cm	0.1	0.1			
2012/13-5	Lab	LCS, rec	5/11/2013	Organic	Benz(a)anthracene	n/a	=	66	%	EPA 8270Cm	-88	-88	33	143	
2012/13-5	Lab	LCS dup	5/11/2013	Organic	Benz(a)anthracene	n/a	=	5.69	µg/L	EPA 8270Cm	0.1	0.1			
2012/13-5	Lab	LCS dup, rec	5/11/2013	Organic	Benz(a)anthracene	n/a	=	57	%	EPA 8270Cm	-88	-88	33	143	
2012/13-5	Lab	LCS, RPD	5/11/2013	Organic	Benz(a)anthracene	n/a	=	15	%	EPA 8270Cm	-88	-88	0	30	
2012/13-5	Lab	method blank	5/11/2013	Organic	Benz(a)anthracene	n/a	<	0.1	µg/L	EPA 8270Cm	0.1	0.1			
2012/13-5	Lab	LCS	5/11/2013	Organic	Benz(a)anthracene	n/a	=	7.48	µg/L	EPA 8270Cm	0.1	0.1			
2012/13-5	Lab	LCS, rec	5/11/2013	Organic	Benz(a)anthracene	n/a	=	75	%	EPA 8270Cm	-88	-88	33	143	
2012/13-5	Lab	method blank	6/18/2013	Organic	Benz(a)anthracene	n/a	<	0.1	µg/L	EPA 8270Cm	0.1	0.1			
2012/13-5	Lab	LCS	6/18/2013	Organic	Benz(a)anthracene	n/a	=	5.6	µg/L	EPA 8270Cm	0.1	0.1			
2012/13-5	Lab	LCS, rec	6/18/2013	Organic	Benz(a)anthracene	n/a	=	56	%	EPA 8270Cm	-88	-88	33	143	

Appendix F
Laboratory QA/QC Analysis Results

Event ID	Site ID	QAQC Sample Type	Analysis Date	Classification	Constituent	Fraction	Sign	Result	Units	Method	MDL	RL	QA Limit		DQOComp
													Min	Max	
2012/13-5	ME-CC	matrix spike	6/18/2013	Organic	Benz(a)anthracene	n/a	=	7.27	µg/L	EPA 8270Cm	0.1	0.1			
2012/13-5	ME-CC	matrix spike, rec	6/18/2013	Organic	Benz(a)anthracene	n/a	=	73	%	EPA 8270Cm	-88	-88	33	143	
2012/13-5	ME-CC	matrix spike dup	6/18/2013	Organic	Benz(a)anthracene	n/a	=	6.53	µg/L	EPA 8270Cm	0.1	0.1			
2012/13-5	ME-CC	matrix spike dup, rec	6/18/2013	Organic	Benz(a)anthracene	n/a	=	65	%	EPA 8270Cm	-88	-88	33	143	
2012/13-5	ME-CC	matrix spike, RPD	6/18/2013	Organic	Benz(a)anthracene	n/a	=	11	%	EPA 8270Cm	-88	-88	0	30	
2012/13-5	MO-OJA	matrix spike	5/11/2013	Organic	Benz(a)anthracene	n/a	=	2.77	µg/L	EPA 8270Cm	0.1	0.1			GB
2012/13-5	MO-OJA	matrix spike, rec	5/11/2013	Organic	Benz(a)anthracene	n/a	=	28	%	EPA 8270Cm	-88	-88	33	143	GB
2012/13-5	MO-OJA	matrix spike dup	5/11/2013	Organic	Benz(a)anthracene	n/a	=	3.51	µg/L	EPA 8270Cm	0.1	0.1			
2012/13-5	MO-OJA	matrix spike dup, rec	5/11/2013	Organic	Benz(a)anthracene	n/a	=	35	%	EPA 8270Cm	-88	-88	33	143	
2012/13-5	MO-OJA	matrix spike, RPD	5/11/2013	Organic	Benz(a)anthracene	n/a	=	23	%	EPA 8270Cm	-88	-88	0	30	
2012/13-5	Lab	method blank	5/6/2013	Organic	Benzidine	n/a	<	0.7	µg/L	EPA 625	0.7	5			
2012/13-5	Lab	method blank	5/15/2013	Organic	Benzidine	n/a	<	3.7	µg/L	EPA 625	3.7	10			
2012/13-5	Lab	method blank	6/12/2013	Organic	Benzidine	n/a	<	3.7	µg/L	EPA 625	3.7	10			
2012/13-5	Lab	method blank	5/1/2013	Organic	Benzo(a)pyrene	n/a	<	0.07	µg/L	EPA 525.2	0.07	0.1			
2012/13-5	Lab	LCS	5/1/2013	Organic	Benzo(a)pyrene	n/a	=	5.66	µg/L	EPA 525.2	0.07	0.1			
2012/13-5	Lab	LCS, rec	5/1/2013	Organic	Benzo(a)pyrene	n/a	=	113	%	EPA 525.2	-88	-88	54	136	
2012/13-5	Lab	LCS dup	5/1/2013	Organic	Benzo(a)pyrene	n/a	=	6.75	µg/L	EPA 525.2	0.07	0.1			
2012/13-5	Lab	LCS dup, rec	5/1/2013	Organic	Benzo(a)pyrene	n/a	=	135	%	EPA 525.2	-88	-88	54	136	
2012/13-5	Lab	LCS, RPD	5/1/2013	Organic	Benzo(a)pyrene	n/a	=	18	%	EPA 525.2	-88	-88	0	30	
2012/13-5	Lab	method blank	5/3/2013	Organic	Benzo(a)pyrene	n/a	<	0.07	µg/L	EPA 525.2	0.07	0.1			
2012/13-5	Lab	LCS	5/3/2013	Organic	Benzo(a)pyrene	n/a	=	6.69	µg/L	EPA 525.2	0.07	0.1			
2012/13-5	Lab	LCS, rec	5/3/2013	Organic	Benzo(a)pyrene	n/a	=	134	%	EPA 525.2	-88	-88	54	136	
2012/13-5	Lab	method blank	6/11/2013	Organic	Benzo(a)pyrene	n/a	<	0.07	µg/L	EPA 525.2	0.07	0.1			
2012/13-5	Lab	LCS	6/11/2013	Organic	Benzo(a)pyrene	n/a	=	5.41	µg/L	EPA 525.2	0.07	0.1			
2012/13-5	Lab	LCS, rec	6/11/2013	Organic	Benzo(a)pyrene	n/a	=	108	%	EPA 525.2	-88	-88	54	136	
2012/13-5	ME-CC	matrix spike	6/11/2013	Organic	Benzo(a)pyrene	n/a	=	5.3	µg/L	EPA 525.2	0.07	0.1			
2012/13-5	ME-CC	matrix spike, rec	6/11/2013	Organic	Benzo(a)pyrene	n/a	=	106	%	EPA 525.2	-88	-88	29	153	
2012/13-5	ME-CC	matrix spike dup	6/11/2013	Organic	Benzo(a)pyrene	n/a	=	5.27	µg/L	EPA 525.2	0.07	0.1			
2012/13-5	ME-CC	matrix spike dup, rec	6/11/2013	Organic	Benzo(a)pyrene	n/a	=	105	%	EPA 525.2	-88	-88	29	153	
2012/13-5	ME-CC	matrix spike, RPD	6/11/2013	Organic	Benzo(a)pyrene	n/a	=	0.6	%	EPA 525.2	-88	-88	0	30	
2012/13-5	MO-OJA	matrix spike	5/3/2013	Organic	Benzo(a)pyrene	n/a	=	6.5	µg/L	EPA 525.2	0.07	0.1			
2012/13-5	MO-OJA	matrix spike, rec	5/3/2013	Organic	Benzo(a)pyrene	n/a	=	130	%	EPA 525.2	-88	-88	29	153	
2012/13-5	MO-OJA	matrix spike dup	5/3/2013	Organic	Benzo(a)pyrene	n/a	=	6.34	µg/L	EPA 525.2	0.07	0.1			
2012/13-5	MO-OJA	matrix spike dup, rec	5/3/2013	Organic	Benzo(a)pyrene	n/a	=	127	%	EPA 525.2	-88	-88	29	153	
2012/13-5	MO-OJA	matrix spike, RPD	5/3/2013	Organic	Benzo(a)pyrene	n/a	=	2	%	EPA 525.2	-88	-88	0	30	
2012/13-5	Lab	method blank	5/11/2013	Organic	Benzo(b)fluoranthene	n/a	<	0.1	µg/L	EPA 8270Cm	0.1	0.1			
2012/13-5	Lab	LCS	5/11/2013	Organic	Benzo(b)fluoranthene	n/a	=	7.16	µg/L	EPA 8270Cm	0.1	0.1			
2012/13-5	Lab	LCS, rec	5/11/2013	Organic	Benzo(b)fluoranthene	n/a	=	72	%	EPA 8270Cm	-88	-88	24	159	
2012/13-5	Lab	LCS dup	5/11/2013	Organic	Benzo(b)fluoranthene	n/a	=	6.3	µg/L	EPA 8270Cm	0.1	0.1			
2012/13-5	Lab	LCS dup, rec	5/11/2013	Organic	Benzo(b)fluoranthene	n/a	=	63	%	EPA 8270Cm	-88	-88	24	159	
2012/13-5	Lab	LCS, RPD	5/11/2013	Organic	Benzo(b)fluoranthene	n/a	=	13	%	EPA 8270Cm	-88	-88	0	30	
2012/13-5	Lab	method blank	5/11/2013	Organic	Benzo(b)fluoranthene	n/a	<	0.1	µg/L	EPA 8270Cm	0.1	0.1			
2012/13-5	Lab	LCS	5/11/2013	Organic	Benzo(b)fluoranthene	n/a	=	7.99	µg/L	EPA 8270Cm	0.1	0.1			
2012/13-5	Lab	LCS, rec	5/11/2013	Organic	Benzo(b)fluoranthene	n/a	=	80	%	EPA 8270Cm	-88	-88	24	159	
2012/13-5	Lab	method blank	6/18/2013	Organic	Benzo(b)fluoranthene	n/a	<	0.1	µg/L	EPA 8270Cm	0.1	0.1			
2012/13-5	Lab	LCS	6/18/2013	Organic	Benzo(b)fluoranthene	n/a	=	6.23	µg/L	EPA 8270Cm	0.1	0.1			
2012/13-5	Lab	LCS, rec	6/18/2013	Organic	Benzo(b)fluoranthene	n/a	=	62	%	EPA 8270Cm	-88	-88	24	159	

Appendix F
Laboratory QA/QC Analysis Results

Event ID	Site ID	QAQC Sample Type	Analysis Date	Classification	Constituent	Fraction	Sign	Result	Units	Method	MDL	RL	QA Limit		DQOComp
													Min	Max	
2012/13-5	ME-CC	matrix spike	6/18/2013	Organic	Benzo(b)fluoranthene	n/a	=	7.7	µg/L	EPA 8270Cm	0.1	0.1			
2012/13-5	ME-CC	matrix spike, rec	6/18/2013	Organic	Benzo(b)fluoranthene	n/a	=	77	%	EPA 8270Cm	-88	-88	24	159	
2012/13-5	ME-CC	matrix spike dup	6/18/2013	Organic	Benzo(b)fluoranthene	n/a	=	6.85	µg/L	EPA 8270Cm	0.1	0.1			
2012/13-5	ME-CC	matrix spike dup, rec	6/18/2013	Organic	Benzo(b)fluoranthene	n/a	=	68	%	EPA 8270Cm	-88	-88	24	159	
2012/13-5	ME-CC	matrix spike, RPD	6/18/2013	Organic	Benzo(b)fluoranthene	n/a	=	12	%	EPA 8270Cm	-88	-88	0	30	
2012/13-5	MO-OJA	matrix spike	5/11/2013	Organic	Benzo(b)fluoranthene	n/a	=	3	µg/L	EPA 8270Cm	0.1	0.1			
2012/13-5	MO-OJA	matrix spike, rec	5/11/2013	Organic	Benzo(b)fluoranthene	n/a	=	30	%	EPA 8270Cm	-88	-88	24	159	
2012/13-5	MO-OJA	matrix spike dup	5/11/2013	Organic	Benzo(b)fluoranthene	n/a	=	3.66	µg/L	EPA 8270Cm	0.1	0.1			
2012/13-5	MO-OJA	matrix spike dup, rec	5/11/2013	Organic	Benzo(b)fluoranthene	n/a	=	37	%	EPA 8270Cm	-88	-88	24	159	
2012/13-5	MO-OJA	matrix spike, RPD	5/11/2013	Organic	Benzo(b)fluoranthene	n/a	=	20	%	EPA 8270Cm	-88	-88	0	30	
2012/13-5	Lab	method blank	5/11/2013	Organic	Benzo(g,h,i)perylene	n/a	<	0.1	µg/L	EPA 8270Cm	0.1	0.1			
2012/13-5	Lab	LCS	5/11/2013	Organic	Benzo(g,h,i)perylene	n/a	=	6.95	µg/L	EPA 8270Cm	0.1	0.1			
2012/13-5	Lab	LCS, rec	5/11/2013	Organic	Benzo(g,h,i)perylene	n/a	=	69	%	EPA 8270Cm	-88	-88	0.1	219	
2012/13-5	Lab	LCS dup	5/11/2013	Organic	Benzo(g,h,i)perylene	n/a	=	6.02	µg/L	EPA 8270Cm	0.1	0.1			
2012/13-5	Lab	LCS dup, rec	5/11/2013	Organic	Benzo(g,h,i)perylene	n/a	=	60	%	EPA 8270Cm	-88	-88	0.1	219	
2012/13-5	Lab	LCS, RPD	5/11/2013	Organic	Benzo(g,h,i)perylene	n/a	=	14	%	EPA 8270Cm	-88	-88	0	30	
2012/13-5	Lab	method blank	5/11/2013	Organic	Benzo(g,h,i)perylene	n/a	<	0.1	µg/L	EPA 8270Cm	0.1	0.1			
2012/13-5	Lab	LCS	5/11/2013	Organic	Benzo(g,h,i)perylene	n/a	=	7.71	µg/L	EPA 8270Cm	0.1	0.1			
2012/13-5	Lab	LCS, rec	5/11/2013	Organic	Benzo(g,h,i)perylene	n/a	=	77	%	EPA 8270Cm	-88	-88	0.1	219	
2012/13-5	Lab	method blank	6/18/2013	Organic	Benzo(g,h,i)perylene	n/a	<	0.1	µg/L	EPA 8270Cm	0.1	0.1			
2012/13-5	Lab	LCS	6/18/2013	Organic	Benzo(g,h,i)perylene	n/a	=	5.54	µg/L	EPA 8270Cm	0.1	0.1			
2012/13-5	Lab	LCS, rec	6/18/2013	Organic	Benzo(g,h,i)perylene	n/a	=	55	%	EPA 8270Cm	-88	-88	0.1	219	
2012/13-5	ME-CC	matrix spike	6/18/2013	Organic	Benzo(g,h,i)perylene	n/a	=	7.27	µg/L	EPA 8270Cm	0.1	0.1			
2012/13-5	ME-CC	matrix spike, rec	6/18/2013	Organic	Benzo(g,h,i)perylene	n/a	=	73	%	EPA 8270Cm	-88	-88	0.1	219	
2012/13-5	ME-CC	matrix spike dup	6/18/2013	Organic	Benzo(g,h,i)perylene	n/a	=	6.4	µg/L	EPA 8270Cm	0.1	0.1			
2012/13-5	ME-CC	matrix spike dup, rec	6/18/2013	Organic	Benzo(g,h,i)perylene	n/a	=	64	%	EPA 8270Cm	-88	-88	0.1	219	
2012/13-5	ME-CC	matrix spike, RPD	6/18/2013	Organic	Benzo(g,h,i)perylene	n/a	=	13	%	EPA 8270Cm	-88	-88	0	30	
2012/13-5	MO-OJA	matrix spike	5/11/2013	Organic	Benzo(g,h,i)perylene	n/a	=	2.89	µg/L	EPA 8270Cm	0.1	0.1			
2012/13-5	MO-OJA	matrix spike, rec	5/11/2013	Organic	Benzo(g,h,i)perylene	n/a	=	29	%	EPA 8270Cm	-88	-88	0.1	219	
2012/13-5	MO-OJA	matrix spike dup	5/11/2013	Organic	Benzo(g,h,i)perylene	n/a	=	3.54	µg/L	EPA 8270Cm	0.1	0.1			
2012/13-5	MO-OJA	matrix spike dup, rec	5/11/2013	Organic	Benzo(g,h,i)perylene	n/a	=	35	%	EPA 8270Cm	-88	-88	0.1	219	
2012/13-5	MO-OJA	matrix spike, RPD	5/11/2013	Organic	Benzo(g,h,i)perylene	n/a	=	20	%	EPA 8270Cm	-88	-88	0	30	
2012/13-5	Lab	method blank	5/11/2013	Organic	Benzo(k)fluoranthene	n/a	<	0.1	µg/L	EPA 8270Cm	0.1	0.1			
2012/13-5	Lab	LCS	5/11/2013	Organic	Benzo(k)fluoranthene	n/a	=	6.84	µg/L	EPA 8270Cm	0.1	0.1			
2012/13-5	Lab	LCS, rec	5/11/2013	Organic	Benzo(k)fluoranthene	n/a	=	68	%	EPA 8270Cm	-88	-88	11	162	
2012/13-5	Lab	LCS dup	5/11/2013	Organic	Benzo(k)fluoranthene	n/a	=	5.96	µg/L	EPA 8270Cm	0.1	0.1			
2012/13-5	Lab	LCS dup, rec	5/11/2013	Organic	Benzo(k)fluoranthene	n/a	=	60	%	EPA 8270Cm	-88	-88	11	162	
2012/13-5	Lab	LCS, RPD	5/11/2013	Organic	Benzo(k)fluoranthene	n/a	=	14	%	EPA 8270Cm	-88	-88	0	30	
2012/13-5	Lab	method blank	5/11/2013	Organic	Benzo(k)fluoranthene	n/a	<	0.1	µg/L	EPA 8270Cm	0.1	0.1			
2012/13-5	Lab	LCS	5/11/2013	Organic	Benzo(k)fluoranthene	n/a	=	7.57	µg/L	EPA 8270Cm	0.1	0.1			
2012/13-5	Lab	LCS, rec	5/11/2013	Organic	Benzo(k)fluoranthene	n/a	=	76	%	EPA 8270Cm	-88	-88	11	162	
2012/13-5	Lab	method blank	6/18/2013	Organic	Benzo(k)fluoranthene	n/a	<	0.1	µg/L	EPA 8270Cm	0.1	0.1			
2012/13-5	Lab	LCS	6/18/2013	Organic	Benzo(k)fluoranthene	n/a	=	5.6	µg/L	EPA 8270Cm	0.1	0.1			
2012/13-5	Lab	LCS, rec	6/18/2013	Organic	Benzo(k)fluoranthene	n/a	=	56	%	EPA 8270Cm	-88	-88	11	162	
2012/13-5	ME-CC	matrix spike	6/18/2013	Organic	Benzo(k)fluoranthene	n/a	=	7.48	µg/L	EPA 8270Cm	0.1	0.1			
2012/13-5	ME-CC	matrix spike, rec	6/18/2013	Organic	Benzo(k)fluoranthene	n/a	=	75	%	EPA 8270Cm	-88	-88	11	162	
2012/13-5	ME-CC	matrix spike dup	6/18/2013	Organic	Benzo(k)fluoranthene	n/a	=	6.36	µg/L	EPA 8270Cm	0.1	0.1			

Appendix F
Laboratory QA/QC Analysis Results

Event ID	Site ID	QAQC Sample Type	Analysis Date	Classification	Constituent	Fraction	Sign	Result	Units	Method	MDL	RL	QA Limit		DQOComp
													Min	Max	
2012/13-5	ME-CC	matrix spike dup, rec	6/18/2013	Organic	Benzo(k)fluoranthene	n/a	=	64	%	EPA 8270Cm	-88	-88	11	162	
2012/13-5	ME-CC	matrix spike, RPD	6/18/2013	Organic	Benzo(k)fluoranthene	n/a	=	16	%	EPA 8270Cm	-88	-88	0	30	
2012/13-5	MO-OJA	matrix spike	5/11/2013	Organic	Benzo(k)fluoranthene	n/a	=	2.82	µg/L	EPA 8270Cm	0.1	0.1			
2012/13-5	MO-OJA	matrix spike, rec	5/11/2013	Organic	Benzo(k)fluoranthene	n/a	=	28	%	EPA 8270Cm	-88	-88	11	162	
2012/13-5	MO-OJA	matrix spike dup	5/11/2013	Organic	Benzo(k)fluoranthene	n/a	=	3.48	µg/L	EPA 8270Cm	0.1	0.1			
2012/13-5	MO-OJA	matrix spike dup, rec	5/11/2013	Organic	Benzo(k)fluoranthene	n/a	=	35	%	EPA 8270Cm	-88	-88	11	162	
2012/13-5	MO-OJA	matrix spike, RPD	5/11/2013	Organic	Benzo(k)fluoranthene	n/a	=	21	%	EPA 8270Cm	-88	-88	0	30	
2012/13-5	Lab	LCS dup	5/6/2013	Organic	Bis(2-chloroethoxy)methane	n/a	=	35.2	µg/L	EPA 625	0.25	1			
2012/13-5	Lab	LCS dup, rec	5/6/2013	Organic	Bis(2-chloroethoxy)methane	n/a	=	70	%	EPA 625	-88	-88	33	184	
2012/13-5	Lab	LCS, RPD	5/6/2013	Organic	Bis(2-chloroethoxy)methane	n/a	=	13	%	EPA 625	-88	-88	0	30	
2012/13-5	Lab	method blank	5/6/2013	Organic	Bis(2-chloroethoxy)methane	n/a	<	0.25	µg/L	EPA 625	0.25	1			
2012/13-5	Lab	LCS	5/6/2013	Organic	Bis(2-chloroethoxy)methane	n/a	=	39.9	µg/L	EPA 625	0.25	1			
2012/13-5	Lab	LCS, rec	5/6/2013	Organic	Bis(2-chloroethoxy)methane	n/a	=	80	%	EPA 625	-88	-88	33	184	
2012/13-5	Lab	method blank	5/15/2013	Organic	Bis(2-chloroethoxy)methane	n/a	<	0.25	µg/L	EPA 625	0.25	1			
2012/13-5	Lab	LCS	5/15/2013	Organic	Bis(2-chloroethoxy)methane	n/a	=	32.1	µg/L	EPA 625	0.25	1			
2012/13-5	Lab	LCS, rec	5/15/2013	Organic	Bis(2-chloroethoxy)methane	n/a	=	64	%	EPA 625	-88	-88	33	184	
2012/13-5	Lab	method blank	6/12/2013	Organic	Bis(2-chloroethoxy)methane	n/a	<	0.25	µg/L	EPA 625	0.25	1			
2012/13-5	Lab	LCS	6/12/2013	Organic	Bis(2-chloroethoxy)methane	n/a	=	35.6	µg/L	EPA 625	0.25	1			
2012/13-5	Lab	LCS, rec	6/12/2013	Organic	Bis(2-chloroethoxy)methane	n/a	=	71	%	EPA 625	-88	-88	33	184	
2012/13-5	ME-CC	matrix spike	6/12/2013	Organic	Bis(2-chloroethoxy)methane	n/a	=	34.7	µg/L	EPA 625	0.25	1			
2012/13-5	ME-CC	matrix spike, rec	6/12/2013	Organic	Bis(2-chloroethoxy)methane	n/a	=	69	%	EPA 625	-88	-88	33	184	
2012/13-5	ME-CC	matrix spike dup	6/12/2013	Organic	Bis(2-chloroethoxy)methane	n/a	=	42.9	µg/L	EPA 625	0.25	1			
2012/13-5	ME-CC	matrix spike dup, rec	6/12/2013	Organic	Bis(2-chloroethoxy)methane	n/a	=	86	%	EPA 625	-88	-88	33	184	
2012/13-5	ME-CC	matrix spike, RPD	6/12/2013	Organic	Bis(2-chloroethoxy)methane	n/a	=	21	%	EPA 625	-88	-88	0	30	
2012/13-5	MO-OJA	matrix spike	5/15/2013	Organic	Bis(2-chloroethoxy)methane	n/a	=	30.6	µg/L	EPA 625	0.25	1			
2012/13-5	MO-OJA	matrix spike, rec	5/15/2013	Organic	Bis(2-chloroethoxy)methane	n/a	=	61	%	EPA 625	-88	-88	33	184	
2012/13-5	MO-OJA	matrix spike dup	5/15/2013	Organic	Bis(2-chloroethoxy)methane	n/a	=	37.2	µg/L	EPA 625	0.25	1			
2012/13-5	MO-OJA	matrix spike dup, rec	5/15/2013	Organic	Bis(2-chloroethoxy)methane	n/a	=	74	%	EPA 625	-88	-88	33	184	
2012/13-5	MO-OJA	matrix spike, RPD	5/15/2013	Organic	Bis(2-chloroethoxy)methane	n/a	=	19	%	EPA 625	-88	-88	0	30	
2012/13-5	Lab	LCS dup	5/6/2013	Organic	Bis(2-chloroethyl)ether	n/a	=	33.1	µg/L	EPA 625	0.27	1			
2012/13-5	Lab	LCS dup, rec	5/6/2013	Organic	Bis(2-chloroethyl)ether	n/a	=	66	%	EPA 625	-88	-88	12	158	
2012/13-5	Lab	LCS, RPD	5/6/2013	Organic	Bis(2-chloroethyl)ether	n/a	=	16	%	EPA 625	-88	-88	0	30	
2012/13-5	Lab	method blank	5/6/2013	Organic	Bis(2-chloroethyl)ether	n/a	<	0.27	µg/L	EPA 625	0.27	1			
2012/13-5	Lab	LCS	5/6/2013	Organic	Bis(2-chloroethyl)ether	n/a	=	39	µg/L	EPA 625	0.27	1			
2012/13-5	Lab	LCS, rec	5/6/2013	Organic	Bis(2-chloroethyl)ether	n/a	=	78	%	EPA 625	-88	-88	12	158	
2012/13-5	Lab	method blank	5/15/2013	Organic	Bis(2-chloroethyl)ether	n/a	<	0.27	µg/L	EPA 625	0.27	1			
2012/13-5	Lab	LCS	5/15/2013	Organic	Bis(2-chloroethyl)ether	n/a	=	29.4	µg/L	EPA 625	0.27	1			
2012/13-5	Lab	LCS, rec	5/15/2013	Organic	Bis(2-chloroethyl)ether	n/a	=	59	%	EPA 625	-88	-88	12	158	
2012/13-5	Lab	method blank	6/12/2013	Organic	Bis(2-chloroethyl)ether	n/a	<	0.27	µg/L	EPA 625	0.27	1			
2012/13-5	Lab	LCS	6/12/2013	Organic	Bis(2-chloroethyl)ether	n/a	=	35.4	µg/L	EPA 625	0.27	1			
2012/13-5	Lab	LCS, rec	6/12/2013	Organic	Bis(2-chloroethyl)ether	n/a	=	71	%	EPA 625	-88	-88	12	158	
2012/13-5	ME-CC	matrix spike	6/12/2013	Organic	Bis(2-chloroethyl)ether	n/a	=	31.4	µg/L	EPA 625	0.27	1			
2012/13-5	ME-CC	matrix spike, rec	6/12/2013	Organic	Bis(2-chloroethyl)ether	n/a	=	63	%	EPA 625	-88	-88	12	158	
2012/13-5	ME-CC	matrix spike dup	6/12/2013	Organic	Bis(2-chloroethyl)ether	n/a	=	43	µg/L	EPA 625	0.27	1			
2012/13-5	ME-CC	matrix spike dup, rec	6/12/2013	Organic	Bis(2-chloroethyl)ether	n/a	=	86	%	EPA 625	-88	-88	12	158	
2012/13-5	ME-CC	matrix spike, RPD	6/12/2013	Organic	Bis(2-chloroethyl)ether	n/a	=	31	%	EPA 625	-88	-88	0	30	IL
2012/13-5	MO-OJA	matrix spike	5/15/2013	Organic	Bis(2-chloroethyl)ether	n/a	=	28.2	µg/L	EPA 625	0.27	1			

Appendix F
Laboratory QA/QC Analysis Results

Event ID	Site ID	QAQC Sample Type	Analysis Date	Classification	Constituent	Fraction	Sign	Result	Units	Method	MDL	RL	QA Limit		DQOComp
													Min	Max	
2012/13-5	MO-OJA	matrix spike, rec	5/15/2013	Organic	Bis(2-chloroethyl)ether	n/a	=	56	%	EPA 625	-88	-88	12	158	
2012/13-5	MO-OJA	matrix spike dup	5/15/2013	Organic	Bis(2-chloroethyl)ether	n/a	=	34.8	µg/L	EPA 625	0.27	1			
2012/13-5	MO-OJA	matrix spike dup, rec	5/15/2013	Organic	Bis(2-chloroethyl)ether	n/a	=	70	%	EPA 625	-88	-88	12	158	
2012/13-5	MO-OJA	matrix spike, RPD	5/15/2013	Organic	Bis(2-chloroethyl)ether	n/a	=	21	%	EPA 625	-88	-88	0	30	
2012/13-5	Lab	LCS dup	5/6/2013	Organic	Bis(2-chloroisopropyl)ether	n/a	=	49.5	µg/L	EPA 625	0.38	1			
2012/13-5	Lab	LCS dup, rec	5/6/2013	Organic	Bis(2-chloroisopropyl)ether	n/a	=	99	%	EPA 625	-88	-88	36	166	
2012/13-5	Lab	LCS, RPD	5/6/2013	Organic	Bis(2-chloroisopropyl)ether	n/a	=	17	%	EPA 625	-88	-88	0	30	
2012/13-5	Lab	method blank	5/6/2013	Organic	Bis(2-chloroisopropyl)ether	n/a	<	0.38	µg/L	EPA 625	0.38	1			
2012/13-5	Lab	LCS	5/6/2013	Organic	Bis(2-chloroisopropyl)ether	n/a	=	58.4	µg/L	EPA 625	0.38	1			
2012/13-5	Lab	LCS, rec	5/6/2013	Organic	Bis(2-chloroisopropyl)ether	n/a	=	117	%	EPA 625	-88	-88	36	166	
2012/13-5	Lab	method blank	5/15/2013	Organic	Bis(2-chloroisopropyl)ether	n/a	<	0.38	µg/L	EPA 625	0.38	1			
2012/13-5	Lab	LCS	5/15/2013	Organic	Bis(2-chloroisopropyl)ether	n/a	=	25	µg/L	EPA 625	0.38	1			
2012/13-5	Lab	LCS, rec	5/15/2013	Organic	Bis(2-chloroisopropyl)ether	n/a	=	50	%	EPA 625	-88	-88	36	166	
2012/13-5	Lab	method blank	6/12/2013	Organic	Bis(2-chloroisopropyl)ether	n/a	<	0.38	µg/L	EPA 625	0.38	1			
2012/13-5	Lab	LCS	6/12/2013	Organic	Bis(2-chloroisopropyl)ether	n/a	=	37.5	µg/L	EPA 625	0.38	1			
2012/13-5	Lab	LCS, rec	6/12/2013	Organic	Bis(2-chloroisopropyl)ether	n/a	=	75	%	EPA 625	-88	-88	36	166	
2012/13-5	ME-CC	matrix spike	6/12/2013	Organic	Bis(2-chloroisopropyl)ether	n/a	=	34.3	µg/L	EPA 625	0.38	1			
2012/13-5	ME-CC	matrix spike, rec	6/12/2013	Organic	Bis(2-chloroisopropyl)ether	n/a	=	69	%	EPA 625	-88	-88	36	166	
2012/13-5	ME-CC	matrix spike dup	6/12/2013	Organic	Bis(2-chloroisopropyl)ether	n/a	=	47.1	µg/L	EPA 625	0.38	1			
2012/13-5	ME-CC	matrix spike dup, rec	6/12/2013	Organic	Bis(2-chloroisopropyl)ether	n/a	=	94	%	EPA 625	-88	-88	36	166	
2012/13-5	ME-CC	matrix spike, RPD	6/12/2013	Organic	Bis(2-chloroisopropyl)ether	n/a	=	31	%	EPA 625	-88	-88	0	30	IL
2012/13-5	MO-OJA	matrix spike	5/15/2013	Organic	Bis(2-chloroisopropyl)ether	n/a	=	24.6	µg/L	EPA 625	0.38	1			
2012/13-5	MO-OJA	matrix spike, rec	5/15/2013	Organic	Bis(2-chloroisopropyl)ether	n/a	=	49	%	EPA 625	-88	-88	36	166	
2012/13-5	MO-OJA	matrix spike dup	5/15/2013	Organic	Bis(2-chloroisopropyl)ether	n/a	=	29.6	µg/L	EPA 625	0.38	1			
2012/13-5	MO-OJA	matrix spike dup, rec	5/15/2013	Organic	Bis(2-chloroisopropyl)ether	n/a	=	59	%	EPA 625	-88	-88	36	166	
2012/13-5	MO-OJA	matrix spike, RPD	5/15/2013	Organic	Bis(2-chloroisopropyl)ether	n/a	=	18	%	EPA 625	-88	-88	0	30	
2012/13-5	Lab	method blank	5/1/2013	Organic	Bis(2-ethylhexyl)adipate	n/a	<	0.1	µg/L	EPA 525.2	0.1	5			
2012/13-5	Lab	LCS	5/1/2013	Organic	Bis(2-ethylhexyl)adipate	n/a	=	6.55	µg/L	EPA 525.2	0.1	5			
2012/13-5	Lab	LCS, rec	5/1/2013	Organic	Bis(2-ethylhexyl)adipate	n/a	=	131	%	EPA 525.2	-88	-88	50	145	
2012/13-5	Lab	LCS dup	5/1/2013	Organic	Bis(2-ethylhexyl)adipate	n/a	=	7.1	µg/L	EPA 525.2	0.1	5			
2012/13-5	Lab	LCS dup, rec	5/1/2013	Organic	Bis(2-ethylhexyl)adipate	n/a	=	142	%	EPA 525.2	-88	-88	50	145	
2012/13-5	Lab	LCS, RPD	5/1/2013	Organic	Bis(2-ethylhexyl)adipate	n/a	=	8	%	EPA 525.2	-88	-88	0	30	
2012/13-5	Lab	method blank	5/3/2013	Organic	Bis(2-ethylhexyl)adipate	n/a	<	0.1	µg/L	EPA 525.2	0.1	5			
2012/13-5	Lab	LCS	5/3/2013	Organic	Bis(2-ethylhexyl)adipate	n/a	=	6.76	µg/L	EPA 525.2	0.1	5			
2012/13-5	Lab	LCS, rec	5/3/2013	Organic	Bis(2-ethylhexyl)adipate	n/a	=	135	%	EPA 525.2	-88	-88	50	145	
2012/13-5	Lab	method blank	6/11/2013	Organic	Bis(2-ethylhexyl)adipate	n/a	<	0.1	µg/L	EPA 525.2	0.1	5			
2012/13-5	Lab	LCS	6/11/2013	Organic	Bis(2-ethylhexyl)adipate	n/a	=	6.15	µg/L	EPA 525.2	0.1	5			
2012/13-5	Lab	LCS, rec	6/11/2013	Organic	Bis(2-ethylhexyl)adipate	n/a	=	123	%	EPA 525.2	-88	-88	50	145	
2012/13-5	ME-CC	matrix spike	6/11/2013	Organic	Bis(2-ethylhexyl)adipate	n/a	=	6.53	µg/L	EPA 525.2	0.1	5			
2012/13-5	ME-CC	matrix spike, rec	6/11/2013	Organic	Bis(2-ethylhexyl)adipate	n/a	=	131	%	EPA 525.2	-88	-88	28	147	
2012/13-5	ME-CC	matrix spike dup	6/11/2013	Organic	Bis(2-ethylhexyl)adipate	n/a	=	6.41	µg/L	EPA 525.2	0.1	5			
2012/13-5	ME-CC	matrix spike dup, rec	6/11/2013	Organic	Bis(2-ethylhexyl)adipate	n/a	=	128	%	EPA 525.2	-88	-88	28	147	
2012/13-5	ME-CC	matrix spike, RPD	6/11/2013	Organic	Bis(2-ethylhexyl)adipate	n/a	=	2	%	EPA 525.2	-88	-88	0	30	
2012/13-5	MO-OJA	matrix spike	5/3/2013	Organic	Bis(2-ethylhexyl)adipate	n/a	=	6.98	µg/L	EPA 525.2	0.1	5			
2012/13-5	MO-OJA	matrix spike, rec	5/3/2013	Organic	Bis(2-ethylhexyl)adipate	n/a	=	140	%	EPA 525.2	-88	-88	28	147	
2012/13-5	MO-OJA	matrix spike dup	5/3/2013	Organic	Bis(2-ethylhexyl)adipate	n/a	=	6.9	µg/L	EPA 525.2	0.1	5			
2012/13-5	MO-OJA	matrix spike dup, rec	5/3/2013	Organic	Bis(2-ethylhexyl)adipate	n/a	=	138	%	EPA 525.2	-88	-88	28	147	

Appendix F
Laboratory QA/QC Analysis Results

Event ID	Site ID	QAQC Sample Type	Analysis Date	Classification	Constituent	Fraction	Sign	Result	Units	Method	MDL	RL	QA Limit		DQOComp
													Min	Max	
2012/13-5	MO-OJA	matrix spike, RPD	5/3/2013	Organic	Bis(2-ethylhexyl)adipate	n/a	=	1	%	EPA 525.2	-88	-88	0	30	
2012/13-5	Lab	method blank	5/1/2013	Organic	Bis(2-ethylhexyl)phthalate	n/a	<	1.1	µg/L	EPA 525.2	1.1	3			
2012/13-5	Lab	LCS	5/1/2013	Organic	Bis(2-ethylhexyl)phthalate	n/a	=	5.45	µg/L	EPA 525.2	1.1	3			
2012/13-5	Lab	LCS, rec	5/1/2013	Organic	Bis(2-ethylhexyl)phthalate	n/a	=	109	%	EPA 525.2	-88	-88	54	142	
2012/13-5	Lab	LCS dup	5/1/2013	Organic	Bis(2-ethylhexyl)phthalate	n/a	=	5.89	µg/L	EPA 525.2	1.1	3			
2012/13-5	Lab	LCS dup, rec	5/1/2013	Organic	Bis(2-ethylhexyl)phthalate	n/a	=	118	%	EPA 525.2	-88	-88	54	142	
2012/13-5	Lab	LCS, RPD	5/1/2013	Organic	Bis(2-ethylhexyl)phthalate	n/a	=	8	%	EPA 525.2	-88	-88	0	30	
2012/13-5	Lab	method blank	5/3/2013	Organic	Bis(2-ethylhexyl)phthalate	n/a	<	1.1	µg/L	EPA 525.2	1.1	3			
2012/13-5	Lab	LCS	5/3/2013	Organic	Bis(2-ethylhexyl)phthalate	n/a	=	5.52	µg/L	EPA 525.2	1.1	3			
2012/13-5	Lab	LCS, rec	5/3/2013	Organic	Bis(2-ethylhexyl)phthalate	n/a	=	110	%	EPA 525.2	-88	-88	54	142	
2012/13-5	Lab	method blank	6/11/2013	Organic	Bis(2-ethylhexyl)phthalate	n/a	<	1.1	µg/L	EPA 525.2	1.1	3			
2012/13-5	Lab	LCS	6/11/2013	Organic	Bis(2-ethylhexyl)phthalate	n/a	=	4.8	µg/L	EPA 525.2	1.1	3			
2012/13-5	Lab	LCS, rec	6/11/2013	Organic	Bis(2-ethylhexyl)phthalate	n/a	=	96	%	EPA 525.2	-88	-88	54	142	
2012/13-5	ME-CC	matrix spike	6/11/2013	Organic	Bis(2-ethylhexyl)phthalate	n/a	=	5.43	µg/L	EPA 525.2	1.1	3			
2012/13-5	ME-CC	matrix spike, rec	6/11/2013	Organic	Bis(2-ethylhexyl)phthalate	n/a	=	109	%	EPA 525.2	-88	-88	23	154	
2012/13-5	ME-CC	matrix spike dup	6/11/2013	Organic	Bis(2-ethylhexyl)phthalate	n/a	=	5.33	µg/L	EPA 525.2	1.1	3			
2012/13-5	ME-CC	matrix spike dup, rec	6/11/2013	Organic	Bis(2-ethylhexyl)phthalate	n/a	=	107	%	EPA 525.2	-88	-88	23	154	
2012/13-5	ME-CC	matrix spike, RPD	6/11/2013	Organic	Bis(2-ethylhexyl)phthalate	n/a	=	2	%	EPA 525.2	-88	-88	0	30	
2012/13-5	MO-OJA	matrix spike	5/3/2013	Organic	Bis(2-ethylhexyl)phthalate	n/a	=	5.51	µg/L	EPA 525.2	1.1	3			
2012/13-5	MO-OJA	matrix spike, rec	5/3/2013	Organic	Bis(2-ethylhexyl)phthalate	n/a	=	110	%	EPA 525.2	-88	-88	23	154	
2012/13-5	MO-OJA	matrix spike dup	5/3/2013	Organic	Bis(2-ethylhexyl)phthalate	n/a	=	5.29	µg/L	EPA 525.2	1.1	3			
2012/13-5	MO-OJA	matrix spike dup, rec	5/3/2013	Organic	Bis(2-ethylhexyl)phthalate	n/a	=	106	%	EPA 525.2	-88	-88	23	154	
2012/13-5	MO-OJA	matrix spike, RPD	5/3/2013	Organic	Bis(2-ethylhexyl)phthalate	n/a	=	4	%	EPA 525.2	-88	-88	0	30	
2012/13-5	Lab	LCS dup	5/6/2013	Organic	Butyl benzyl phthalate	n/a	=	34	µg/L	EPA 625	0.18	1			
2012/13-5	Lab	LCS dup, rec	5/6/2013	Organic	Butyl benzyl phthalate	n/a	=	68	%	EPA 625	-88	-88	0.1	152	
2012/13-5	Lab	LCS, RPD	5/6/2013	Organic	Butyl benzyl phthalate	n/a	=	17	%	EPA 625	-88	-88	0	30	
2012/13-5	Lab	method blank	5/6/2013	Organic	Butyl benzyl phthalate	n/a	DNQ	0.44	µg/L	EPA 625	0.18	1			
2012/13-5	Lab	LCS	5/6/2013	Organic	Butyl benzyl phthalate	n/a	=	40.1	µg/L	EPA 625	0.18	1			
2012/13-5	Lab	LCS, rec	5/6/2013	Organic	Butyl benzyl phthalate	n/a	=	80	%	EPA 625	-88	-88	0.1	152	
2012/13-5	Lab	method blank	5/15/2013	Organic	Butyl benzyl phthalate	n/a	<	0.18	µg/L	EPA 625	0.18	1			
2012/13-5	Lab	LCS	5/15/2013	Organic	Butyl benzyl phthalate	n/a	=	32.5	µg/L	EPA 625	0.18	1			
2012/13-5	Lab	LCS, rec	5/15/2013	Organic	Butyl benzyl phthalate	n/a	=	65	%	EPA 625	-88	-88	0.1	152	
2012/13-5	Lab	method blank	6/12/2013	Organic	Butyl benzyl phthalate	n/a	<	0.18	µg/L	EPA 625	0.18	1			
2012/13-5	Lab	LCS	6/12/2013	Organic	Butyl benzyl phthalate	n/a	=	27	µg/L	EPA 625	0.18	1			
2012/13-5	Lab	LCS, rec	6/12/2013	Organic	Butyl benzyl phthalate	n/a	=	54	%	EPA 625	-88	-88	0.1	152	
2012/13-5	ME-CC	matrix spike	6/12/2013	Organic	Butyl benzyl phthalate	n/a	=	31.7	µg/L	EPA 625	0.18	1			
2012/13-5	ME-CC	matrix spike, rec	6/12/2013	Organic	Butyl benzyl phthalate	n/a	=	63	%	EPA 625	-88	-88	0.1	152	
2012/13-5	ME-CC	matrix spike dup	6/12/2013	Organic	Butyl benzyl phthalate	n/a	=	36	µg/L	EPA 625	0.18	1			
2012/13-5	ME-CC	matrix spike dup, rec	6/12/2013	Organic	Butyl benzyl phthalate	n/a	=	72	%	EPA 625	-88	-88	0.1	152	
2012/13-5	ME-CC	matrix spike, RPD	6/12/2013	Organic	Butyl benzyl phthalate	n/a	=	13	%	EPA 625	-88	-88	0	30	
2012/13-5	MO-OJA	matrix spike	5/15/2013	Organic	Butyl benzyl phthalate	n/a	=	34.5	µg/L	EPA 625	0.18	1			
2012/13-5	MO-OJA	matrix spike, rec	5/15/2013	Organic	Butyl benzyl phthalate	n/a	=	69	%	EPA 625	-88	-88	0.1	152	
2012/13-5	MO-OJA	matrix spike dup	5/15/2013	Organic	Butyl benzyl phthalate	n/a	=	36.8	µg/L	EPA 625	0.18	1			
2012/13-5	MO-OJA	matrix spike dup, rec	5/15/2013	Organic	Butyl benzyl phthalate	n/a	=	74	%	EPA 625	-88	-88	0.1	152	
2012/13-5	MO-OJA	matrix spike, RPD	5/15/2013	Organic	Butyl benzyl phthalate	n/a	=	7	%	EPA 625	-88	-88	0	30	
2012/13-5	Lab	method blank	5/11/2013	Organic	Chrysene	n/a	<	0.1	µg/L	EPA 8270Cm	0.1	0.1			
2012/13-5	Lab	LCS	5/11/2013	Organic	Chrysene	n/a	=	7.24	µg/L	EPA 8270Cm	0.1	0.1			

Appendix F
Laboratory QA/QC Analysis Results

Event ID	Site ID	QAQC Sample Type	Analysis Date	Classification	Constituent	Fraction	Sign	Result	Units	Method	MDL	RL	QA Limit		DQOComp
													Min	Max	
2012/13-5	Lab	LCS, rec	5/11/2013	Organic	Chrysene	n/a	=	72	%	EPA 8270Cm	-88	-88	17	168	
2012/13-5	Lab	LCS dup	5/11/2013	Organic	Chrysene	n/a	=	6.3	µg/L	EPA 8270Cm	0.1	0.1			
2012/13-5	Lab	LCS dup, rec	5/11/2013	Organic	Chrysene	n/a	=	63	%	EPA 8270Cm	-88	-88	17	168	
2012/13-5	Lab	LCS, RPD	5/11/2013	Organic	Chrysene	n/a	=	14	%	EPA 8270Cm	-88	-88	0	30	
2012/13-5	Lab	method blank	5/11/2013	Organic	Chrysene	n/a	<	0.1	µg/L	EPA 8270Cm	0.1	0.1			
2012/13-5	Lab	LCS	5/11/2013	Organic	Chrysene	n/a	=	7.94	µg/L	EPA 8270Cm	0.1	0.1			
2012/13-5	Lab	LCS, rec	5/11/2013	Organic	Chrysene	n/a	=	79	%	EPA 8270Cm	-88	-88	17	168	
2012/13-5	Lab	method blank	6/18/2013	Organic	Chrysene	n/a	<	0.1	µg/L	EPA 8270Cm	0.1	0.1			
2012/13-5	Lab	LCS	6/18/2013	Organic	Chrysene	n/a	=	6.09	µg/L	EPA 8270Cm	0.1	0.1			
2012/13-5	Lab	LCS, rec	6/18/2013	Organic	Chrysene	n/a	=	61	%	EPA 8270Cm	-88	-88	17	168	
2012/13-5	ME-CC	matrix spike	6/18/2013	Organic	Chrysene	n/a	=	7.55	µg/L	EPA 8270Cm	0.1	0.1			
2012/13-5	ME-CC	matrix spike, rec	6/18/2013	Organic	Chrysene	n/a	=	75	%	EPA 8270Cm	-88	-88	17	168	
2012/13-5	ME-CC	matrix spike dup	6/18/2013	Organic	Chrysene	n/a	=	6.55	µg/L	EPA 8270Cm	0.1	0.1			
2012/13-5	ME-CC	matrix spike dup, rec	6/18/2013	Organic	Chrysene	n/a	=	66	%	EPA 8270Cm	-88	-88	17	168	
2012/13-5	ME-CC	matrix spike, RPD	6/18/2013	Organic	Chrysene	n/a	=	14	%	EPA 8270Cm	-88	-88	0	30	
2012/13-5	MO-OJA	matrix spike	5/11/2013	Organic	Chrysene	n/a	=	2.87	µg/L	EPA 8270Cm	0.1	0.1			
2012/13-5	MO-OJA	matrix spike, rec	5/11/2013	Organic	Chrysene	n/a	=	29	%	EPA 8270Cm	-88	-88	17	168	
2012/13-5	MO-OJA	matrix spike dup	5/11/2013	Organic	Chrysene	n/a	=	3.47	µg/L	EPA 8270Cm	0.1	0.1			
2012/13-5	MO-OJA	matrix spike dup, rec	5/11/2013	Organic	Chrysene	n/a	=	35	%	EPA 8270Cm	-88	-88	17	168	
2012/13-5	MO-OJA	matrix spike, RPD	5/11/2013	Organic	Chrysene	n/a	=	19	%	EPA 8270Cm	-88	-88	0	30	
2012/13-5	Lab	method blank	5/11/2013	Organic	Dibenz(a,h)anthracene	n/a	<	0.1	µg/L	EPA 8270Cm	0.1	0.1			
2012/13-5	Lab	LCS	5/11/2013	Organic	Dibenz(a,h)anthracene	n/a	=	7.05	µg/L	EPA 8270Cm	0.1	0.1			
2012/13-5	Lab	LCS, rec	5/11/2013	Organic	Dibenz(a,h)anthracene	n/a	=	71	%	EPA 8270Cm	-88	-88	0.1	227	
2012/13-5	Lab	LCS dup	5/11/2013	Organic	Dibenz(a,h)anthracene	n/a	=	6.12	µg/L	EPA 8270Cm	0.1	0.1			
2012/13-5	Lab	LCS dup, rec	5/11/2013	Organic	Dibenz(a,h)anthracene	n/a	=	61	%	EPA 8270Cm	-88	-88	0.1	227	
2012/13-5	Lab	LCS, RPD	5/11/2013	Organic	Dibenz(a,h)anthracene	n/a	=	14	%	EPA 8270Cm	-88	-88	0	30	
2012/13-5	Lab	method blank	5/11/2013	Organic	Dibenz(a,h)anthracene	n/a	<	0.1	µg/L	EPA 8270Cm	0.1	0.1			
2012/13-5	Lab	LCS	5/11/2013	Organic	Dibenz(a,h)anthracene	n/a	=	8.29	µg/L	EPA 8270Cm	0.1	0.1			
2012/13-5	Lab	LCS, rec	5/11/2013	Organic	Dibenz(a,h)anthracene	n/a	=	83	%	EPA 8270Cm	-88	-88	0.1	227	
2012/13-5	Lab	method blank	6/18/2013	Organic	Dibenz(a,h)anthracene	n/a	<	0.1	µg/L	EPA 8270Cm	0.1	0.1			
2012/13-5	Lab	LCS	6/18/2013	Organic	Dibenz(a,h)anthracene	n/a	=	5.48	µg/L	EPA 8270Cm	0.1	0.1			
2012/13-5	Lab	LCS, rec	6/18/2013	Organic	Dibenz(a,h)anthracene	n/a	=	55	%	EPA 8270Cm	-88	-88	0.1	227	
2012/13-5	ME-CC	matrix spike	6/18/2013	Organic	Dibenz(a,h)anthracene	n/a	=	7.35	µg/L	EPA 8270Cm	0.1	0.1			
2012/13-5	ME-CC	matrix spike, rec	6/18/2013	Organic	Dibenz(a,h)anthracene	n/a	=	74	%	EPA 8270Cm	-88	-88	0.1	227	
2012/13-5	ME-CC	matrix spike dup	6/18/2013	Organic	Dibenz(a,h)anthracene	n/a	=	6.52	µg/L	EPA 8270Cm	0.1	0.1			
2012/13-5	ME-CC	matrix spike dup, rec	6/18/2013	Organic	Dibenz(a,h)anthracene	n/a	=	65	%	EPA 8270Cm	-88	-88	0.1	227	
2012/13-5	ME-CC	matrix spike, RPD	6/18/2013	Organic	Dibenz(a,h)anthracene	n/a	=	12	%	EPA 8270Cm	-88	-88	0	30	
2012/13-5	MO-OJA	matrix spike	5/11/2013	Organic	Dibenz(a,h)anthracene	n/a	=	3.13	µg/L	EPA 8270Cm	0.1	0.1			
2012/13-5	MO-OJA	matrix spike, rec	5/11/2013	Organic	Dibenz(a,h)anthracene	n/a	=	31	%	EPA 8270Cm	-88	-88	0.1	227	
2012/13-5	MO-OJA	matrix spike dup	5/11/2013	Organic	Dibenz(a,h)anthracene	n/a	=	3.82	µg/L	EPA 8270Cm	0.1	0.1			
2012/13-5	MO-OJA	matrix spike dup, rec	5/11/2013	Organic	Dibenz(a,h)anthracene	n/a	=	38	%	EPA 8270Cm	-88	-88	0.1	227	
2012/13-5	MO-OJA	matrix spike, RPD	5/11/2013	Organic	Dibenz(a,h)anthracene	n/a	=	20	%	EPA 8270Cm	-88	-88	0	30	
2012/13-5	Lab	LCS dup	5/6/2013	Organic	Diethyl phthalate	n/a	=	32	µg/L	EPA 625	0.15	1			
2012/13-5	Lab	LCS dup, rec	5/6/2013	Organic	Diethyl phthalate	n/a	=	64	%	EPA 625	-88	-88	0.1	114	
2012/13-5	Lab	LCS, RPD	5/6/2013	Organic	Diethyl phthalate	n/a	=	14	%	EPA 625	-88	-88	0	30	
2012/13-5	Lab	method blank	5/6/2013	Organic	Diethyl phthalate	n/a	<	0.15	µg/L	EPA 625	0.15	1			
2012/13-5	Lab	LCS	5/6/2013	Organic	Diethyl phthalate	n/a	=	36.8	µg/L	EPA 625	0.15	1			

Appendix F
Laboratory QA/QC Analysis Results

Event ID	Site ID	QAQC Sample Type	Analysis Date	Classification	Constituent	Fraction	Sign	Result	Units	Method	MDL	RL	QA Limit		DQOComp
													Min	Max	
2012/13-5	Lab	LCS, rec	5/6/2013	Organic	Diethyl phthalate	n/a	=	74	%	EPA 625	-88	-88	0.1	114	
2012/13-5	Lab	method blank	5/15/2013	Organic	Diethyl phthalate	n/a	<	0.15	µg/L	EPA 625	0.15	1			
2012/13-5	Lab	LCS	5/15/2013	Organic	Diethyl phthalate	n/a	=	29.9	µg/L	EPA 625	0.15	1			
2012/13-5	Lab	LCS, rec	5/15/2013	Organic	Diethyl phthalate	n/a	=	60	%	EPA 625	-88	-88	0.1	114	
2012/13-5	Lab	method blank	6/12/2013	Organic	Diethyl phthalate	n/a	<	0.15	µg/L	EPA 625	0.15	1			
2012/13-5	Lab	LCS	6/12/2013	Organic	Diethyl phthalate	n/a	=	31.5	µg/L	EPA 625	0.15	1			
2012/13-5	Lab	LCS, rec	6/12/2013	Organic	Diethyl phthalate	n/a	=	63	%	EPA 625	-88	-88	0.1	114	
2012/13-5	ME-CC	matrix spike	6/12/2013	Organic	Diethyl phthalate	n/a	=	36	µg/L	EPA 625	0.15	1			
2012/13-5	ME-CC	matrix spike, rec	6/12/2013	Organic	Diethyl phthalate	n/a	=	71	%	EPA 625	-88	-88	0.1	114	
2012/13-5	ME-CC	matrix spike dup	6/12/2013	Organic	Diethyl phthalate	n/a	=	40	µg/L	EPA 625	0.15	1			
2012/13-5	ME-CC	matrix spike dup, rec	6/12/2013	Organic	Diethyl phthalate	n/a	=	79	%	EPA 625	-88	-88	0.1	114	
2012/13-5	ME-CC	matrix spike, RPD	6/12/2013	Organic	Diethyl phthalate	n/a	=	10	%	EPA 625	-88	-88	0	30	
2012/13-5	MO-OJA	matrix spike	5/15/2013	Organic	Diethyl phthalate	n/a	=	32.2	µg/L	EPA 625	0.15	1			
2012/13-5	MO-OJA	matrix spike, rec	5/15/2013	Organic	Diethyl phthalate	n/a	=	63	%	EPA 625	-88	-88	0.1	114	
2012/13-5	MO-OJA	matrix spike dup	5/15/2013	Organic	Diethyl phthalate	n/a	=	34.8	µg/L	EPA 625	0.15	1			
2012/13-5	MO-OJA	matrix spike dup, rec	5/15/2013	Organic	Diethyl phthalate	n/a	=	68	%	EPA 625	-88	-88	0.1	114	
2012/13-5	MO-OJA	matrix spike, RPD	5/15/2013	Organic	Diethyl phthalate	n/a	=	8	%	EPA 625	-88	-88	0	30	
2012/13-5	Lab	LCS dup	5/6/2013	Organic	Dimethyl phthalate	n/a	=	28.6	µg/L	EPA 625	0.18	1			
2012/13-5	Lab	LCS dup, rec	5/6/2013	Organic	Dimethyl phthalate	n/a	=	57	%	EPA 625	-88	-88	0.1	112	
2012/13-5	Lab	LCS, RPD	5/6/2013	Organic	Dimethyl phthalate	n/a	=	15	%	EPA 625	-88	-88	0	30	
2012/13-5	Lab	method blank	5/6/2013	Organic	Dimethyl phthalate	n/a	<	0.18	µg/L	EPA 625	0.18	1			
2012/13-5	Lab	LCS	5/6/2013	Organic	Dimethyl phthalate	n/a	=	33.4	µg/L	EPA 625	0.18	1			
2012/13-5	Lab	LCS, rec	5/6/2013	Organic	Dimethyl phthalate	n/a	=	67	%	EPA 625	-88	-88	0.1	112	
2012/13-5	Lab	method blank	5/15/2013	Organic	Dimethyl phthalate	n/a	<	0.18	µg/L	EPA 625	0.18	1			
2012/13-5	Lab	LCS	5/15/2013	Organic	Dimethyl phthalate	n/a	=	30	µg/L	EPA 625	0.18	1			
2012/13-5	Lab	LCS, rec	5/15/2013	Organic	Dimethyl phthalate	n/a	=	60	%	EPA 625	-88	-88	0.1	112	
2012/13-5	Lab	method blank	6/12/2013	Organic	Dimethyl phthalate	n/a	<	0.18	µg/L	EPA 625	0.18	1			
2012/13-5	Lab	LCS	6/12/2013	Organic	Dimethyl phthalate	n/a	=	32.8	µg/L	EPA 625	0.18	1			
2012/13-5	Lab	LCS, rec	6/12/2013	Organic	Dimethyl phthalate	n/a	=	66	%	EPA 625	-88	-88	0.1	112	
2012/13-5	ME-CC	matrix spike	6/12/2013	Organic	Dimethyl phthalate	n/a	=	37.5	µg/L	EPA 625	0.18	1			
2012/13-5	ME-CC	matrix spike, rec	6/12/2013	Organic	Dimethyl phthalate	n/a	=	75	%	EPA 625	-88	-88	0.1	112	
2012/13-5	ME-CC	matrix spike dup	6/12/2013	Organic	Dimethyl phthalate	n/a	=	42	µg/L	EPA 625	0.18	1			
2012/13-5	ME-CC	matrix spike dup, rec	6/12/2013	Organic	Dimethyl phthalate	n/a	=	84	%	EPA 625	-88	-88	0.1	112	
2012/13-5	ME-CC	matrix spike, RPD	6/12/2013	Organic	Dimethyl phthalate	n/a	=	11	%	EPA 625	-88	-88	0	30	
2012/13-5	MO-OJA	matrix spike	5/15/2013	Organic	Dimethyl phthalate	n/a	=	31.6	µg/L	EPA 625	0.18	1			
2012/13-5	MO-OJA	matrix spike, rec	5/15/2013	Organic	Dimethyl phthalate	n/a	=	63	%	EPA 625	-88	-88	0.1	112	
2012/13-5	MO-OJA	matrix spike dup	5/15/2013	Organic	Dimethyl phthalate	n/a	=	34.3	µg/L	EPA 625	0.18	1			
2012/13-5	MO-OJA	matrix spike dup, rec	5/15/2013	Organic	Dimethyl phthalate	n/a	=	69	%	EPA 625	-88	-88	0.1	112	
2012/13-5	MO-OJA	matrix spike, RPD	5/15/2013	Organic	Dimethyl phthalate	n/a	=	8	%	EPA 625	-88	-88	0	30	
2012/13-5	Lab	LCS dup	5/6/2013	Organic	Di-n-butylphthalate	n/a	=	33.6	µg/L	EPA 625	0.24	1			
2012/13-5	Lab	LCS dup, rec	5/6/2013	Organic	Di-n-butylphthalate	n/a	=	67	%	EPA 625	-88	-88	1	118	
2012/13-5	Lab	LCS, RPD	5/6/2013	Organic	Di-n-butylphthalate	n/a	=	17	%	EPA 625	-88	-88	0	30	
2012/13-5	Lab	method blank	5/6/2013	Organic	Di-n-butylphthalate	n/a	<	0.24	µg/L	EPA 625	0.24	1			
2012/13-5	Lab	LCS	5/6/2013	Organic	Di-n-butylphthalate	n/a	=	40	µg/L	EPA 625	0.24	1			
2012/13-5	Lab	LCS, rec	5/6/2013	Organic	Di-n-butylphthalate	n/a	=	80	%	EPA 625	-88	-88	1	118	
2012/13-5	Lab	method blank	5/15/2013	Organic	Di-n-butylphthalate	n/a	<	0.24	µg/L	EPA 625	0.24	1			
2012/13-5	Lab	LCS	5/15/2013	Organic	Di-n-butylphthalate	n/a	=	31.3	µg/L	EPA 625	0.24	1			

Appendix F
Laboratory QA/QC Analysis Results

Event ID	Site ID	QAQC Sample Type	Analysis Date	Classification	Constituent	Fraction	Sign	Result	Units	Method	MDL	RL	QA Limit		DQOComp
													Min	Max	
2012/13-5	Lab	LCS, rec	5/15/2013	Organic	Di-n-butylphthalate	n/a	=	63	%	EPA 625	-88	-88	1	118	
2012/13-5	Lab	method blank	6/12/2013	Organic	Di-n-butylphthalate	n/a	<	0.24	µg/L	EPA 625	0.24	1			
2012/13-5	Lab	LCS	6/12/2013	Organic	Di-n-butylphthalate	n/a	=	36.4	µg/L	EPA 625	0.24	1			
2012/13-5	Lab	LCS, rec	6/12/2013	Organic	Di-n-butylphthalate	n/a	=	73	%	EPA 625	-88	-88	1	118	
2012/13-5	ME-CC	matrix spike	6/12/2013	Organic	Di-n-butylphthalate	n/a	=	40.9	µg/L	EPA 625	0.24	1			
2012/13-5	ME-CC	matrix spike, rec	6/12/2013	Organic	Di-n-butylphthalate	n/a	=	82	%	EPA 625	-88	-88	1	118	
2012/13-5	ME-CC	matrix spike dup	6/12/2013	Organic	Di-n-butylphthalate	n/a	=	44.6	µg/L	EPA 625	0.24	1			
2012/13-5	ME-CC	matrix spike dup, rec	6/12/2013	Organic	Di-n-butylphthalate	n/a	=	89	%	EPA 625	-88	-88	1	118	
2012/13-5	ME-CC	matrix spike, RPD	6/12/2013	Organic	Di-n-butylphthalate	n/a	=	9	%	EPA 625	-88	-88	0	30	
2012/13-5	MO-OJA	matrix spike	5/15/2013	Organic	Di-n-butylphthalate	n/a	=	32.8	µg/L	EPA 625	0.24	1			
2012/13-5	MO-OJA	matrix spike, rec	5/15/2013	Organic	Di-n-butylphthalate	n/a	=	66	%	EPA 625	-88	-88	1	118	
2012/13-5	MO-OJA	matrix spike dup	5/15/2013	Organic	Di-n-butylphthalate	n/a	=	35.4	µg/L	EPA 625	0.24	1			
2012/13-5	MO-OJA	matrix spike dup, rec	5/15/2013	Organic	Di-n-butylphthalate	n/a	=	71	%	EPA 625	-88	-88	1	118	
2012/13-5	MO-OJA	matrix spike, RPD	5/15/2013	Organic	Di-n-butylphthalate	n/a	=	8	%	EPA 625	-88	-88	0	30	
2012/13-5	Lab	LCS dup	5/6/2013	Organic	Di-n-octylphthalate	n/a	=	32.4	µg/L	EPA 625	0.19	1			
2012/13-5	Lab	LCS dup, rec	5/6/2013	Organic	Di-n-octylphthalate	n/a	=	65	%	EPA 625	-88	-88	4	146	
2012/13-5	Lab	LCS, RPD	5/6/2013	Organic	Di-n-octylphthalate	n/a	=	27	%	EPA 625	-88	-88	0	30	
2012/13-5	Lab	method blank	5/6/2013	Organic	Di-n-octylphthalate	n/a	<	0.19	µg/L	EPA 625	0.19	1			
2012/13-5	Lab	LCS	5/6/2013	Organic	Di-n-octylphthalate	n/a	=	42.7	µg/L	EPA 625	0.19	1			
2012/13-5	Lab	LCS, rec	5/6/2013	Organic	Di-n-octylphthalate	n/a	=	85	%	EPA 625	-88	-88	4	146	
2012/13-5	Lab	method blank	5/15/2013	Organic	Di-n-octylphthalate	n/a	<	0.19	µg/L	EPA 625	0.19	1			
2012/13-5	Lab	LCS	5/15/2013	Organic	Di-n-octylphthalate	n/a	=	56.7	µg/L	EPA 625	0.19	1			
2012/13-5	Lab	LCS, rec	5/15/2013	Organic	Di-n-octylphthalate	n/a	=	113	%	EPA 625	-88	-88	4	146	
2012/13-5	Lab	method blank	6/12/2013	Organic	Di-n-octylphthalate	n/a	<	0.19	µg/L	EPA 625	0.19	1			
2012/13-5	Lab	LCS	6/12/2013	Organic	Di-n-octylphthalate	n/a	=	23.5	µg/L	EPA 625	0.19	1			
2012/13-5	Lab	LCS, rec	6/12/2013	Organic	Di-n-octylphthalate	n/a	=	47	%	EPA 625	-88	-88	4	146	
2012/13-5	ME-CC	matrix spike	6/12/2013	Organic	Di-n-octylphthalate	n/a	=	27.6	µg/L	EPA 625	0.19	1			
2012/13-5	ME-CC	matrix spike, rec	6/12/2013	Organic	Di-n-octylphthalate	n/a	=	55	%	EPA 625	-88	-88	4	146	
2012/13-5	ME-CC	matrix spike dup	6/12/2013	Organic	Di-n-octylphthalate	n/a	=	31.8	µg/L	EPA 625	0.19	1			
2012/13-5	ME-CC	matrix spike dup, rec	6/12/2013	Organic	Di-n-octylphthalate	n/a	=	64	%	EPA 625	-88	-88	4	146	
2012/13-5	ME-CC	matrix spike, RPD	6/12/2013	Organic	Di-n-octylphthalate	n/a	=	14	%	EPA 625	-88	-88	0	30	
2012/13-5	MO-OJA	matrix spike	5/15/2013	Organic	Di-n-octylphthalate	n/a	=	61	µg/L	EPA 625	0.19	1			
2012/13-5	MO-OJA	matrix spike, rec	5/15/2013	Organic	Di-n-octylphthalate	n/a	=	122	%	EPA 625	-88	-88	4	146	
2012/13-5	MO-OJA	matrix spike dup	5/15/2013	Organic	Di-n-octylphthalate	n/a	=	65.7	µg/L	EPA 625	0.19	1			
2012/13-5	MO-OJA	matrix spike dup, rec	5/15/2013	Organic	Di-n-octylphthalate	n/a	=	131	%	EPA 625	-88	-88	4	146	
2012/13-5	MO-OJA	matrix spike, RPD	5/15/2013	Organic	Di-n-octylphthalate	n/a	=	7	%	EPA 625	-88	-88	0	30	
2012/13-5	Lab	method blank	5/11/2013	Organic	Fluoranthene	n/a	<	0.1	µg/L	EPA 8270Cm	0.1	0.1			
2012/13-5	Lab	LCS	5/11/2013	Organic	Fluoranthene	n/a	=	6.54	µg/L	EPA 8270Cm	0.1	0.1			
2012/13-5	Lab	LCS, rec	5/11/2013	Organic	Fluoranthene	n/a	=	65	%	EPA 8270Cm	-88	-88	26	137	
2012/13-5	Lab	LCS dup	5/11/2013	Organic	Fluoranthene	n/a	=	5.74	µg/L	EPA 8270Cm	0.1	0.1			
2012/13-5	Lab	LCS dup, rec	5/11/2013	Organic	Fluoranthene	n/a	=	57	%	EPA 8270Cm	-88	-88	26	137	
2012/13-5	Lab	LCS, RPD	5/11/2013	Organic	Fluoranthene	n/a	=	13	%	EPA 8270Cm	-88	-88	0	30	
2012/13-5	Lab	method blank	5/11/2013	Organic	Fluoranthene	n/a	<	0.1	µg/L	EPA 8270Cm	0.1	0.1			
2012/13-5	Lab	LCS	5/11/2013	Organic	Fluoranthene	n/a	=	7.35	µg/L	EPA 8270Cm	0.1	0.1			
2012/13-5	Lab	LCS, rec	5/11/2013	Organic	Fluoranthene	n/a	=	73	%	EPA 8270Cm	-88	-88	26	137	
2012/13-5	Lab	method blank	6/18/2013	Organic	Fluoranthene	n/a	<	0.1	µg/L	EPA 8270Cm	0.1	0.1			
2012/13-5	Lab	LCS	6/18/2013	Organic	Fluoranthene	n/a	=	5.64	µg/L	EPA 8270Cm	0.1	0.1			

Appendix F
Laboratory QA/QC Analysis Results

Event ID	Site ID	QAQC Sample Type	Analysis Date	Classification	Constituent	Fraction	Sign	Result	Units	Method	MDL	RL	QA Limit		DQOComp
													Min	Max	
2012/13-5	Lab	LCS, rec	6/18/2013	Organic	Fluoranthene	n/a	=	56	%	EPA 8270Cm	-88	-88	26	137	
2012/13-5	ME-CC	matrix spike	6/18/2013	Organic	Fluoranthene	n/a	=	7.28	µg/L	EPA 8270Cm	0.1	0.1			
2012/13-5	ME-CC	matrix spike, rec	6/18/2013	Organic	Fluoranthene	n/a	=	73	%	EPA 8270Cm	-88	-88	26	137	
2012/13-5	ME-CC	matrix spike dup	6/18/2013	Organic	Fluoranthene	n/a	=	6.5	µg/L	EPA 8270Cm	0.1	0.1			
2012/13-5	ME-CC	matrix spike dup, rec	6/18/2013	Organic	Fluoranthene	n/a	=	65	%	EPA 8270Cm	-88	-88	26	137	
2012/13-5	ME-CC	matrix spike, RPD	6/18/2013	Organic	Fluoranthene	n/a	=	11	%	EPA 8270Cm	-88	-88	0	30	
2012/13-5	MO-OJA	matrix spike	5/11/2013	Organic	Fluoranthene	n/a	=	2.68	µg/L	EPA 8270Cm	0.1	0.1			
2012/13-5	MO-OJA	matrix spike, rec	5/11/2013	Organic	Fluoranthene	n/a	=	27	%	EPA 8270Cm	-88	-88	26	137	
2012/13-5	MO-OJA	matrix spike dup	5/11/2013	Organic	Fluoranthene	n/a	=	3.37	µg/L	EPA 8270Cm	0.1	0.1			
2012/13-5	MO-OJA	matrix spike dup, rec	5/11/2013	Organic	Fluoranthene	n/a	=	34	%	EPA 8270Cm	-88	-88	26	137	
2012/13-5	MO-OJA	matrix spike, RPD	5/11/2013	Organic	Fluoranthene	n/a	=	23	%	EPA 8270Cm	-88	-88	0	30	
2012/13-5	Lab	method blank	5/11/2013	Organic	Fluorene	n/a	<	0.1	µg/L	EPA 8270Cm	0.1	0.1			
2012/13-5	Lab	LCS	5/11/2013	Organic	Fluorene	n/a	=	7.12	µg/L	EPA 8270Cm	0.1	0.1			
2012/13-5	Lab	LCS, rec	5/11/2013	Organic	Fluorene	n/a	=	71	%	EPA 8270Cm	-88	-88	59	121	
2012/13-5	Lab	LCS dup	5/11/2013	Organic	Fluorene	n/a	=	6.31	µg/L	EPA 8270Cm	0.1	0.1			
2012/13-5	Lab	LCS dup, rec	5/11/2013	Organic	Fluorene	n/a	=	63	%	EPA 8270Cm	-88	-88	59	121	
2012/13-5	Lab	LCS, RPD	5/11/2013	Organic	Fluorene	n/a	=	12	%	EPA 8270Cm	-88	-88	0	30	
2012/13-5	Lab	method blank	5/11/2013	Organic	Fluorene	n/a	<	0.1	µg/L	EPA 8270Cm	0.1	0.1			
2012/13-5	Lab	LCS	5/11/2013	Organic	Fluorene	n/a	=	7.95	µg/L	EPA 8270Cm	0.1	0.1			
2012/13-5	Lab	LCS, rec	5/11/2013	Organic	Fluorene	n/a	=	79	%	EPA 8270Cm	-88	-88	59	121	
2012/13-5	Lab	method blank	6/18/2013	Organic	Fluorene	n/a	<	0.1	µg/L	EPA 8270Cm	0.1	0.1			
2012/13-5	Lab	LCS	6/18/2013	Organic	Fluorene	n/a	=	5.61	µg/L	EPA 8270Cm	0.1	0.1			EUM
2012/13-5	Lab	LCS, rec	6/18/2013	Organic	Fluorene	n/a	=	56	%	EPA 8270Cm	-88	-88	59	121	EUM
2012/13-5	ME-CC	matrix spike	6/18/2013	Organic	Fluorene	n/a	=	7.46	µg/L	EPA 8270Cm	0.1	0.1			
2012/13-5	ME-CC	matrix spike, rec	6/18/2013	Organic	Fluorene	n/a	=	75	%	EPA 8270Cm	-88	-88	59	121	
2012/13-5	ME-CC	matrix spike dup	6/18/2013	Organic	Fluorene	n/a	=	6.67	µg/L	EPA 8270Cm	0.1	0.1			
2012/13-5	ME-CC	matrix spike dup, rec	6/18/2013	Organic	Fluorene	n/a	=	67	%	EPA 8270Cm	-88	-88	59	121	
2012/13-5	ME-CC	matrix spike, RPD	6/18/2013	Organic	Fluorene	n/a	=	11	%	EPA 8270Cm	-88	-88	0	30	
2012/13-5	MO-OJA	matrix spike	5/11/2013	Organic	Fluorene	n/a	=	2.61	µg/L	EPA 8270Cm	0.1	0.1			GB
2012/13-5	MO-OJA	matrix spike, rec	5/11/2013	Organic	Fluorene	n/a	=	26	%	EPA 8270Cm	-88	-88	59	121	GB
2012/13-5	MO-OJA	matrix spike dup	5/11/2013	Organic	Fluorene	n/a	=	3.48	µg/L	EPA 8270Cm	0.1	0.1			GB
2012/13-5	MO-OJA	matrix spike dup, rec	5/11/2013	Organic	Fluorene	n/a	=	35	%	EPA 8270Cm	-88	-88	59	121	GB
2012/13-5	MO-OJA	matrix spike, RPD	5/11/2013	Organic	Fluorene	n/a	=	29	%	EPA 8270Cm	-88	-88	0	30	
2012/13-5	Lab	LCS dup	5/6/2013	Organic	Hexachlorobenzene	n/a	=	31	µg/L	EPA 625	0.35	1			
2012/13-5	Lab	LCS dup, rec	5/6/2013	Organic	Hexachlorobenzene	n/a	=	62	%	EPA 625	-88	-88	0.1	152	
2012/13-5	Lab	LCS, RPD	5/6/2013	Organic	Hexachlorobenzene	n/a	=	16	%	EPA 625	-88	-88	0	30	
2012/13-5	Lab	method blank	5/6/2013	Organic	Hexachlorobenzene	n/a	<	0.35	µg/L	EPA 625	0.35	1			
2012/13-5	Lab	LCS	5/6/2013	Organic	Hexachlorobenzene	n/a	=	36.2	µg/L	EPA 625	0.35	1			
2012/13-5	Lab	LCS, rec	5/6/2013	Organic	Hexachlorobenzene	n/a	=	72	%	EPA 625	-88	-88	0.1	152	
2012/13-5	Lab	method blank	5/15/2013	Organic	Hexachlorobenzene	n/a	<	0.49	µg/L	EPA 625	0.49	1			
2012/13-5	Lab	LCS	5/15/2013	Organic	Hexachlorobenzene	n/a	=	29.9	µg/L	EPA 625	0.49	1			
2012/13-5	Lab	LCS, rec	5/15/2013	Organic	Hexachlorobenzene	n/a	=	60	%	EPA 625	-88	-88	0.1	152	
2012/13-5	Lab	method blank	6/12/2013	Organic	Hexachlorobenzene	n/a	<	0.49	µg/L	EPA 625	0.49	1			
2012/13-5	Lab	LCS	6/12/2013	Organic	Hexachlorobenzene	n/a	=	31.3	µg/L	EPA 625	0.49	1			
2012/13-5	Lab	LCS, rec	6/12/2013	Organic	Hexachlorobenzene	n/a	=	63	%	EPA 625	-88	-88	0.1	152	
2012/13-5	ME-CC	matrix spike	6/12/2013	Organic	Hexachlorobenzene	n/a	=	35.8	µg/L	EPA 625	0.49	1			
2012/13-5	ME-CC	matrix spike, rec	6/12/2013	Organic	Hexachlorobenzene	n/a	=	72	%	EPA 625	-88	-88	0.1	152	

Appendix F
Laboratory QA/QC Analysis Results

Event ID	Site ID	QAQC Sample Type	Analysis Date	Classification	Constituent	Fraction	Sign	Result	Units	Method	MDL	RL	QA Limit		DQOComp
													Min	Max	
2012/13-5	ME-CC	matrix spike dup	6/12/2013	Organic	Hexachlorobenzene	n/a	=	39	µg/L	EPA 625	0.49	1			
2012/13-5	ME-CC	matrix spike dup, rec	6/12/2013	Organic	Hexachlorobenzene	n/a	=	78	%	EPA 625	-88	-88	0.1	152	
2012/13-5	ME-CC	matrix spike, RPD	6/12/2013	Organic	Hexachlorobenzene	n/a	=	9	%	EPA 625	-88	-88	0	30	
2012/13-5	MO-OJA	matrix spike	5/15/2013	Organic	Hexachlorobenzene	n/a	=	31.2	µg/L	EPA 625	0.49	1			
2012/13-5	MO-OJA	matrix spike, rec	5/15/2013	Organic	Hexachlorobenzene	n/a	=	62	%	EPA 625	-88	-88	0.1	152	
2012/13-5	MO-OJA	matrix spike dup	5/15/2013	Organic	Hexachlorobenzene	n/a	=	34.1	µg/L	EPA 625	0.49	1			
2012/13-5	MO-OJA	matrix spike dup, rec	5/15/2013	Organic	Hexachlorobenzene	n/a	=	68	%	EPA 625	-88	-88	0.1	152	
2012/13-5	MO-OJA	matrix spike, RPD	5/15/2013	Organic	Hexachlorobenzene	n/a	=	9	%	EPA 625	-88	-88	0	30	
2012/13-5	Lab	LCS dup	5/6/2013	Organic	Hexachlorobutadiene	n/a	=	25.6	µg/L	EPA 625	0.47	1			
2012/13-5	Lab	LCS dup, rec	5/6/2013	Organic	Hexachlorobutadiene	n/a	=	51	%	EPA 625	-88	-88	24	116	
2012/13-5	Lab	LCS, RPD	5/6/2013	Organic	Hexachlorobutadiene	n/a	=	34	%	EPA 625	-88	-88	0	30	IL
2012/13-5	Lab	method blank	5/6/2013	Organic	Hexachlorobutadiene	n/a	<	0.47	µg/L	EPA 625	0.47	1			
2012/13-5	Lab	LCS	5/6/2013	Organic	Hexachlorobutadiene	n/a	=	36.1	µg/L	EPA 625	0.47	1			
2012/13-5	Lab	LCS, rec	5/6/2013	Organic	Hexachlorobutadiene	n/a	=	72	%	EPA 625	-88	-88	24	116	
2012/13-5	Lab	method blank	5/15/2013	Organic	Hexachlorobutadiene	n/a	<	0.47	µg/L	EPA 625	0.47	1			
2012/13-5	Lab	LCS	5/15/2013	Organic	Hexachlorobutadiene	n/a	=	30.6	µg/L	EPA 625	0.47	1			
2012/13-5	Lab	LCS, rec	5/15/2013	Organic	Hexachlorobutadiene	n/a	=	61	%	EPA 625	-88	-88	24	116	
2012/13-5	Lab	method blank	6/12/2013	Organic	Hexachlorobutadiene	n/a	<	0.47	µg/L	EPA 625	0.47	1			
2012/13-5	Lab	LCS	6/12/2013	Organic	Hexachlorobutadiene	n/a	=	32.2	µg/L	EPA 625	0.47	1			
2012/13-5	Lab	LCS, rec	6/12/2013	Organic	Hexachlorobutadiene	n/a	=	64	%	EPA 625	-88	-88	24	116	
2012/13-5	ME-CC	matrix spike	6/12/2013	Organic	Hexachlorobutadiene	n/a	=	31.9	µg/L	EPA 625	0.47	1			
2012/13-5	ME-CC	matrix spike, rec	6/12/2013	Organic	Hexachlorobutadiene	n/a	=	64	%	EPA 625	-88	-88	24	116	
2012/13-5	ME-CC	matrix spike dup	6/12/2013	Organic	Hexachlorobutadiene	n/a	=	43.5	µg/L	EPA 625	0.47	1			
2012/13-5	ME-CC	matrix spike dup, rec	6/12/2013	Organic	Hexachlorobutadiene	n/a	=	87	%	EPA 625	-88	-88	24	116	
2012/13-5	ME-CC	matrix spike, RPD	6/12/2013	Organic	Hexachlorobutadiene	n/a	=	31	%	EPA 625	-88	-88	0	30	IL
2012/13-5	MO-OJA	matrix spike	5/15/2013	Organic	Hexachlorobutadiene	n/a	=	30.7	µg/L	EPA 625	0.47	1			
2012/13-5	MO-OJA	matrix spike, rec	5/15/2013	Organic	Hexachlorobutadiene	n/a	=	61	%	EPA 625	-88	-88	24	116	
2012/13-5	MO-OJA	matrix spike dup	5/15/2013	Organic	Hexachlorobutadiene	n/a	=	36.4	µg/L	EPA 625	0.47	1			
2012/13-5	MO-OJA	matrix spike dup, rec	5/15/2013	Organic	Hexachlorobutadiene	n/a	=	73	%	EPA 625	-88	-88	24	116	
2012/13-5	MO-OJA	matrix spike, RPD	5/15/2013	Organic	Hexachlorobutadiene	n/a	=	17	%	EPA 625	-88	-88	0	30	
2012/13-5	Lab	LCS dup	5/6/2013	Organic	Hexachlorocyclopentadiene	n/a	=	19.6	µg/L	EPA 625	1.5	5			
2012/13-5	Lab	LCS dup, rec	5/6/2013	Organic	Hexachlorocyclopentadiene	n/a	=	39	%	EPA 625	-88	-88	0.1	81	
2012/13-5	Lab	LCS, RPD	5/6/2013	Organic	Hexachlorocyclopentadiene	n/a	=	13	%	EPA 625	-88	-88	0	30	
2012/13-5	Lab	method blank	5/6/2013	Organic	Hexachlorocyclopentadiene	n/a	<	1.5	µg/L	EPA 625	1.5	5			
2012/13-5	Lab	LCS	5/6/2013	Organic	Hexachlorocyclopentadiene	n/a	=	17.2	µg/L	EPA 625	1.5	5			
2012/13-5	Lab	LCS, rec	5/6/2013	Organic	Hexachlorocyclopentadiene	n/a	=	34	%	EPA 625	-88	-88	0.1	81	
2012/13-5	Lab	method blank	5/15/2013	Organic	Hexachlorocyclopentadiene	n/a	<	1.5	µg/L	EPA 625	1.5	5			
2012/13-5	Lab	LCS	5/15/2013	Organic	Hexachlorocyclopentadiene	n/a	=	22	µg/L	EPA 625	1.5	5			
2012/13-5	Lab	LCS, rec	5/15/2013	Organic	Hexachlorocyclopentadiene	n/a	=	44	%	EPA 625	-88	-88	0.1	81	
2012/13-5	Lab	method blank	6/12/2013	Organic	Hexachlorocyclopentadiene	n/a	<	1.5	µg/L	EPA 625	1.5	5			
2012/13-5	Lab	LCS	6/12/2013	Organic	Hexachlorocyclopentadiene	n/a	=	22.1	µg/L	EPA 625	1.5	5			
2012/13-5	Lab	LCS, rec	6/12/2013	Organic	Hexachlorocyclopentadiene	n/a	=	44	%	EPA 625	-88	-88	0.1	81	
2012/13-5	ME-CC	matrix spike	6/12/2013	Organic	Hexachlorocyclopentadiene	n/a	=	28.2	µg/L	EPA 625	1.5	5			
2012/13-5	ME-CC	matrix spike, rec	6/12/2013	Organic	Hexachlorocyclopentadiene	n/a	=	56	%	EPA 625	-88	-88	10	80	
2012/13-5	ME-CC	matrix spike dup	6/12/2013	Organic	Hexachlorocyclopentadiene	n/a	=	34.4	µg/L	EPA 625	1.5	5			
2012/13-5	ME-CC	matrix spike dup, rec	6/12/2013	Organic	Hexachlorocyclopentadiene	n/a	=	69	%	EPA 625	-88	-88	10	80	
2012/13-5	ME-CC	matrix spike, RPD	6/12/2013	Organic	Hexachlorocyclopentadiene	n/a	=	20	%	EPA 625	-88	-88	0	30	

Appendix F
Laboratory QA/QC Analysis Results

Event ID	Site ID	QAQC Sample Type	Analysis Date	Classification	Constituent	Fraction	Sign	Result	Units	Method	MDL	RL	QA Limit		DQOComp
													Min	Max	
2012/13-5	MO-OJA	matrix spike	5/15/2013	Organic	Hexachlorocyclopentadiene	n/a	=	21.3	µg/L	EPA 625	1.5	5			
2012/13-5	MO-OJA	matrix spike, rec	5/15/2013	Organic	Hexachlorocyclopentadiene	n/a	=	43	%	EPA 625	-88	-88	10	80	
2012/13-5	MO-OJA	matrix spike dup	5/15/2013	Organic	Hexachlorocyclopentadiene	n/a	=	24.7	µg/L	EPA 625	1.5	5			
2012/13-5	MO-OJA	matrix spike dup, rec	5/15/2013	Organic	Hexachlorocyclopentadiene	n/a	=	49	%	EPA 625	-88	-88	10	80	
2012/13-5	MO-OJA	matrix spike, RPD	5/15/2013	Organic	Hexachlorocyclopentadiene	n/a	=	15	%	EPA 625	-88	-88	0	30	
2012/13-5	Lab	LCS dup	5/6/2013	Organic	Hexachloroethane	n/a	=	22.9	µg/L	EPA 625	0.51	1			
2012/13-5	Lab	LCS dup, rec	5/6/2013	Organic	Hexachloroethane	n/a	=	46	%	EPA 625	-88	-88	40	113	
2012/13-5	Lab	LCS, RPD	5/6/2013	Organic	Hexachloroethane	n/a	=	34	%	EPA 625	-88	-88	0	30	IL
2012/13-5	Lab	method blank	5/6/2013	Organic	Hexachloroethane	n/a	<	0.51	µg/L	EPA 625	0.51	1			
2012/13-5	Lab	LCS	5/6/2013	Organic	Hexachloroethane	n/a	=	32.4	µg/L	EPA 625	0.51	1			
2012/13-5	Lab	LCS, rec	5/6/2013	Organic	Hexachloroethane	n/a	=	65	%	EPA 625	-88	-88	40	113	
2012/13-5	Lab	method blank	5/15/2013	Organic	Hexachloroethane	n/a	<	0.52	µg/L	EPA 625	0.52	1			
2012/13-5	Lab	LCS	5/15/2013	Organic	Hexachloroethane	n/a	=	24.9	µg/L	EPA 625	0.52	1			
2012/13-5	Lab	LCS, rec	5/15/2013	Organic	Hexachloroethane	n/a	=	50	%	EPA 625	-88	-88	40	113	
2012/13-5	Lab	method blank	6/12/2013	Organic	Hexachloroethane	n/a	<	0.52	µg/L	EPA 625	0.52	1			
2012/13-5	Lab	LCS	6/12/2013	Organic	Hexachloroethane	n/a	=	28.4	µg/L	EPA 625	0.52	1			
2012/13-5	Lab	LCS, rec	6/12/2013	Organic	Hexachloroethane	n/a	=	57	%	EPA 625	-88	-88	40	113	
2012/13-5	ME-CC	matrix spike	6/12/2013	Organic	Hexachloroethane	n/a	=	26	µg/L	EPA 625	0.52	1			
2012/13-5	ME-CC	matrix spike, rec	6/12/2013	Organic	Hexachloroethane	n/a	=	52	%	EPA 625	-88	-88	40	113	
2012/13-5	ME-CC	matrix spike dup	6/12/2013	Organic	Hexachloroethane	n/a	=	37.8	µg/L	EPA 625	0.52	1			
2012/13-5	ME-CC	matrix spike dup, rec	6/12/2013	Organic	Hexachloroethane	n/a	=	76	%	EPA 625	-88	-88	40	113	
2012/13-5	ME-CC	matrix spike, RPD	6/12/2013	Organic	Hexachloroethane	n/a	=	37	%	EPA 625	-88	-88	0	30	IL
2012/13-5	MO-OJA	matrix spike	5/15/2013	Organic	Hexachloroethane	n/a	=	25.2	µg/L	EPA 625	0.52	1			
2012/13-5	MO-OJA	matrix spike, rec	5/15/2013	Organic	Hexachloroethane	n/a	=	50	%	EPA 625	-88	-88	40	113	
2012/13-5	MO-OJA	matrix spike dup	5/15/2013	Organic	Hexachloroethane	n/a	=	30	µg/L	EPA 625	0.52	1			
2012/13-5	MO-OJA	matrix spike dup, rec	5/15/2013	Organic	Hexachloroethane	n/a	=	60	%	EPA 625	-88	-88	40	113	
2012/13-5	MO-OJA	matrix spike, RPD	5/15/2013	Organic	Hexachloroethane	n/a	=	17	%	EPA 625	-88	-88	0	30	
2012/13-5	Lab	method blank	5/11/2013	Organic	Indeno(1,2,3-cd)pyrene	n/a	<	0.1	µg/L	EPA 8270Cm	0.1	0.1			
2012/13-5	Lab	LCS	5/11/2013	Organic	Indeno(1,2,3-cd)pyrene	n/a	=	6.72	µg/L	EPA 8270Cm	0.1	0.1			
2012/13-5	Lab	LCS, rec	5/11/2013	Organic	Indeno(1,2,3-cd)pyrene	n/a	=	67	%	EPA 8270Cm	-88	-88	0.1	171	
2012/13-5	Lab	LCS dup	5/11/2013	Organic	Indeno(1,2,3-cd)pyrene	n/a	=	5.81	µg/L	EPA 8270Cm	0.1	0.1			
2012/13-5	Lab	LCS dup, rec	5/11/2013	Organic	Indeno(1,2,3-cd)pyrene	n/a	=	58	%	EPA 8270Cm	-88	-88	0.1	171	
2012/13-5	Lab	LCS, RPD	5/11/2013	Organic	Indeno(1,2,3-cd)pyrene	n/a	=	14	%	EPA 8270Cm	-88	-88	0	30	
2012/13-5	Lab	method blank	5/11/2013	Organic	Indeno(1,2,3-cd)pyrene	n/a	<	0.1	µg/L	EPA 8270Cm	0.1	0.1			
2012/13-5	Lab	LCS	5/11/2013	Organic	Indeno(1,2,3-cd)pyrene	n/a	=	7.91	µg/L	EPA 8270Cm	0.1	0.1			
2012/13-5	Lab	LCS, rec	5/11/2013	Organic	Indeno(1,2,3-cd)pyrene	n/a	=	79	%	EPA 8270Cm	-88	-88	0.1	171	
2012/13-5	Lab	method blank	6/18/2013	Organic	Indeno(1,2,3-cd)pyrene	n/a	<	0.1	µg/L	EPA 8270Cm	0.1	0.1			
2012/13-5	Lab	LCS	6/18/2013	Organic	Indeno(1,2,3-cd)pyrene	n/a	=	5.25	µg/L	EPA 8270Cm	0.1	0.1			
2012/13-5	Lab	LCS, rec	6/18/2013	Organic	Indeno(1,2,3-cd)pyrene	n/a	=	52	%	EPA 8270Cm	-88	-88	0.1	171	
2012/13-5	ME-CC	matrix spike	6/18/2013	Organic	Indeno(1,2,3-cd)pyrene	n/a	=	7.25	µg/L	EPA 8270Cm	0.1	0.1			
2012/13-5	ME-CC	matrix spike, rec	6/18/2013	Organic	Indeno(1,2,3-cd)pyrene	n/a	=	73	%	EPA 8270Cm	-88	-88	0.1	171	
2012/13-5	ME-CC	matrix spike dup	6/18/2013	Organic	Indeno(1,2,3-cd)pyrene	n/a	=	6.49	µg/L	EPA 8270Cm	0.1	0.1			
2012/13-5	ME-CC	matrix spike dup, rec	6/18/2013	Organic	Indeno(1,2,3-cd)pyrene	n/a	=	65	%	EPA 8270Cm	-88	-88	0.1	171	
2012/13-5	ME-CC	matrix spike, RPD	6/18/2013	Organic	Indeno(1,2,3-cd)pyrene	n/a	=	11	%	EPA 8270Cm	-88	-88	0	30	
2012/13-5	MO-OJA	matrix spike	5/11/2013	Organic	Indeno(1,2,3-cd)pyrene	n/a	=	2.97	µg/L	EPA 8270Cm	0.1	0.1			
2012/13-5	MO-OJA	matrix spike, rec	5/11/2013	Organic	Indeno(1,2,3-cd)pyrene	n/a	=	30	%	EPA 8270Cm	-88	-88	0.1	171	
2012/13-5	MO-OJA	matrix spike dup	5/11/2013	Organic	Indeno(1,2,3-cd)pyrene	n/a	=	3.6	µg/L	EPA 8270Cm	0.1	0.1			

Appendix F
Laboratory QA/QC Analysis Results

Event ID	Site ID	QAQC Sample Type	Analysis Date	Classification	Constituent	Fraction	Sign	Result	Units	Method	MDL	RL	QA Limit		DQOComp
													Min	Max	
2012/13-5	MO-OJA	matrix spike dup, rec	5/11/2013	Organic	Indeno(1,2,3-cd)pyrene	n/a	=	36	%	EPA 8270Cm	-88	-88	0.1	171	
2012/13-5	MO-OJA	matrix spike, RPD	5/11/2013	Organic	Indeno(1,2,3-cd)pyrene	n/a	=	19	%	EPA 8270Cm	-88	-88	0	30	
2012/13-5	Lab	LCS dup	5/6/2013	Organic	Isophorone	n/a	=	32.1	µg/L	EPA 625	0.21	1			
2012/13-5	Lab	LCS dup, rec	5/6/2013	Organic	Isophorone	n/a	=	64	%	EPA 625	-88	-88	21	196	
2012/13-5	Lab	LCS, RPD	5/6/2013	Organic	Isophorone	n/a	=	13	%	EPA 625	-88	-88	0	30	
2012/13-5	Lab	method blank	5/6/2013	Organic	Isophorone	n/a	<	0.21	µg/L	EPA 625	0.21	1			
2012/13-5	Lab	LCS	5/6/2013	Organic	Isophorone	n/a	=	36.6	µg/L	EPA 625	0.21	1			
2012/13-5	Lab	LCS, rec	5/6/2013	Organic	Isophorone	n/a	=	73	%	EPA 625	-88	-88	21	196	
2012/13-5	Lab	method blank	5/15/2013	Organic	Isophorone	n/a	<	0.21	µg/L	EPA 625	0.21	1			
2012/13-5	Lab	LCS	5/15/2013	Organic	Isophorone	n/a	=	28.3	µg/L	EPA 625	0.21	1			
2012/13-5	Lab	LCS, rec	5/15/2013	Organic	Isophorone	n/a	=	57	%	EPA 625	-88	-88	21	196	
2012/13-5	Lab	method blank	6/12/2013	Organic	Isophorone	n/a	<	0.21	µg/L	EPA 625	0.21	1			
2012/13-5	Lab	LCS	6/12/2013	Organic	Isophorone	n/a	=	32.8	µg/L	EPA 625	0.21	1			
2012/13-5	Lab	LCS, rec	6/12/2013	Organic	Isophorone	n/a	=	66	%	EPA 625	-88	-88	21	196	
2012/13-5	ME-CC	matrix spike	6/12/2013	Organic	Isophorone	n/a	=	32.1	µg/L	EPA 625	0.21	1			
2012/13-5	ME-CC	matrix spike, rec	6/12/2013	Organic	Isophorone	n/a	=	64	%	EPA 625	-88	-88	21	196	
2012/13-5	ME-CC	matrix spike dup	6/12/2013	Organic	Isophorone	n/a	=	39.5	µg/L	EPA 625	0.21	1			
2012/13-5	ME-CC	matrix spike dup, rec	6/12/2013	Organic	Isophorone	n/a	=	79	%	EPA 625	-88	-88	21	196	
2012/13-5	ME-CC	matrix spike, RPD	6/12/2013	Organic	Isophorone	n/a	=	21	%	EPA 625	-88	-88	0	30	
2012/13-5	MO-OJA	matrix spike	5/15/2013	Organic	Isophorone	n/a	=	28.3	µg/L	EPA 625	0.21	1			
2012/13-5	MO-OJA	matrix spike, rec	5/15/2013	Organic	Isophorone	n/a	=	57	%	EPA 625	-88	-88	21	196	
2012/13-5	MO-OJA	matrix spike dup	5/15/2013	Organic	Isophorone	n/a	=	32.7	µg/L	EPA 625	0.21	1			
2012/13-5	MO-OJA	matrix spike dup, rec	5/15/2013	Organic	Isophorone	n/a	=	65	%	EPA 625	-88	-88	21	196	
2012/13-5	MO-OJA	matrix spike, RPD	5/15/2013	Organic	Isophorone	n/a	=	14	%	EPA 625	-88	-88	0	30	
2012/13-5	Lab	LCS	4/24/2013	Organic	Methyl tert-butyl ether (MTBE)	n/a	=	50.6	µg/L	EPA 624	0.25	1			
2012/13-5	Lab	LCS, rec	4/24/2013	Organic	Methyl tert-butyl ether (MTBE)	n/a	=	101	%	EPA 624	-88	-88	80	128	
2012/13-5	Lab	LCS dup	4/24/2013	Organic	Methyl tert-butyl ether (MTBE)	n/a	=	52.4	µg/L	EPA 624	0.25	1			
2012/13-5	Lab	LCS dup, rec	4/24/2013	Organic	Methyl tert-butyl ether (MTBE)	n/a	=	105	%	EPA 624	-88	-88	80	128	
2012/13-5	Lab	LCS, RPD	4/24/2013	Organic	Methyl tert-butyl ether (MTBE)	n/a	=	3	%	EPA 624	-88	-88	0	25	
2012/13-5	Lab	method blank	4/24/2013	Organic	Methyl tert-butyl ether (MTBE)	n/a	<	0.25	µg/L	EPA 624	0.25	1			
2012/13-5	Lab	LCS	5/1/2013	Organic	Methyl tert-butyl ether (MTBE)	n/a	=	58.9	µg/L	EPA 624	0.25	1			
2012/13-5	Lab	LCS, rec	5/1/2013	Organic	Methyl tert-butyl ether (MTBE)	n/a	=	118	%	EPA 624	-88	-88	80	128	
2012/13-5	Lab	LCS dup	5/1/2013	Organic	Methyl tert-butyl ether (MTBE)	n/a	=	58.9	µg/L	EPA 624	0.25	1			
2012/13-5	Lab	LCS dup, rec	5/1/2013	Organic	Methyl tert-butyl ether (MTBE)	n/a	=	118	%	EPA 624	-88	-88	80	128	
2012/13-5	Lab	LCS, RPD	5/1/2013	Organic	Methyl tert-butyl ether (MTBE)	n/a	=	0.1	%	EPA 624	-88	-88	0	25	
2012/13-5	Lab	method blank	5/1/2013	Organic	Methyl tert-butyl ether (MTBE)	n/a	<	0.25	µg/L	EPA 624	0.25	1			
2012/13-5	Lab	LCS	5/24/2013	Organic	Methyl tert-butyl ether (MTBE)	n/a	=	5.63	µg/L	EPA 524.2	0.19	2			
2012/13-5	Lab	LCS, rec	5/24/2013	Organic	Methyl tert-butyl ether (MTBE)	n/a	=	94	%	EPA 524.2	-88	-88	70	130	
2012/13-5	Lab	LCS dup	5/24/2013	Organic	Methyl tert-butyl ether (MTBE)	n/a	=	5.63	µg/L	EPA 524.2	0.19	2			
2012/13-5	Lab	LCS dup, rec	5/24/2013	Organic	Methyl tert-butyl ether (MTBE)	n/a	=	94	%	EPA 524.2	-88	-88	70	130	
2012/13-5	Lab	LCS, RPD	5/24/2013	Organic	Methyl tert-butyl ether (MTBE)	n/a	=	0	%	EPA 524.2	-88	-88	0	30	
2012/13-5	Lab	method blank	5/24/2013	Organic	Methyl tert-butyl ether (MTBE)	n/a	<	0.19	µg/L	EPA 524.2	0.19	2			
2012/13-5	Lab	method blank	5/11/2013	Organic	Naphthalene	n/a	<	0.1	µg/L	EPA 8270Cm	0.1	0.1			
2012/13-5	Lab	LCS	5/11/2013	Organic	Naphthalene	n/a	=	6.28	µg/L	EPA 8270Cm	0.1	0.1			
2012/13-5	Lab	LCS, rec	5/11/2013	Organic	Naphthalene	n/a	=	63	%	EPA 8270Cm	-88	-88	21	133	
2012/13-5	Lab	LCS dup	5/11/2013	Organic	Naphthalene	n/a	=	5.91	µg/L	EPA 8270Cm	0.1	0.1			
2012/13-5	Lab	LCS dup, rec	5/11/2013	Organic	Naphthalene	n/a	=	59	%	EPA 8270Cm	-88	-88	21	133	

Appendix F
Laboratory QA/QC Analysis Results

Event ID	Site ID	QAQC Sample Type	Analysis Date	Classification	Constituent	Fraction	Sign	Result	Units	Method	MDL	RL	QA Limit		DQOComp
													Min	Max	
2012/13-5	Lab	LCS, RPD	5/11/2013	Organic	Naphthalene	n/a	=	6	%	EPA 8270Cm	-88	-88	0	30	
2012/13-5	Lab	method blank	5/11/2013	Organic	Naphthalene	n/a	<	0.1	µg/L	EPA 8270Cm	0.1	0.1			
2012/13-5	Lab	LCS	5/11/2013	Organic	Naphthalene	n/a	=	6.36	µg/L	EPA 8270Cm	0.1	0.1			
2012/13-5	Lab	LCS, rec	5/11/2013	Organic	Naphthalene	n/a	=	64	%	EPA 8270Cm	-88	-88	21	133	
2012/13-5	Lab	method blank	6/18/2013	Organic	Naphthalene	n/a	<	0.1	µg/L	EPA 8270Cm	0.1	0.1			
2012/13-5	Lab	LCS	6/18/2013	Organic	Naphthalene	n/a	=	5.12	µg/L	EPA 8270Cm	0.1	0.1			
2012/13-5	Lab	LCS, rec	6/18/2013	Organic	Naphthalene	n/a	=	51	%	EPA 8270Cm	-88	-88	21	133	
2012/13-5	ME-CC	matrix spike	6/18/2013	Organic	Naphthalene	n/a	=	6.86	µg/L	EPA 8270Cm	0.1	0.1			
2012/13-5	ME-CC	matrix spike, rec	6/18/2013	Organic	Naphthalene	n/a	=	69	%	EPA 8270Cm	-88	-88	21	133	
2012/13-5	ME-CC	matrix spike dup	6/18/2013	Organic	Naphthalene	n/a	=	5.96	µg/L	EPA 8270Cm	0.1	0.1			
2012/13-5	ME-CC	matrix spike dup, rec	6/18/2013	Organic	Naphthalene	n/a	=	60	%	EPA 8270Cm	-88	-88	21	133	
2012/13-5	ME-CC	matrix spike, RPD	6/18/2013	Organic	Naphthalene	n/a	=	14	%	EPA 8270Cm	-88	-88	0	30	
2012/13-5	MO-OJA	matrix spike	5/11/2013	Organic	Naphthalene	n/a	=	2.36	µg/L	EPA 8270Cm	0.1	0.1			
2012/13-5	MO-OJA	matrix spike, rec	5/11/2013	Organic	Naphthalene	n/a	=	24	%	EPA 8270Cm	-88	-88	21	133	
2012/13-5	MO-OJA	matrix spike dup	5/11/2013	Organic	Naphthalene	n/a	=	3.21	µg/L	EPA 8270Cm	0.1	0.1			
2012/13-5	MO-OJA	matrix spike dup, rec	5/11/2013	Organic	Naphthalene	n/a	=	32	%	EPA 8270Cm	-88	-88	21	133	
2012/13-5	MO-OJA	matrix spike, RPD	5/11/2013	Organic	Naphthalene	n/a	=	31	%	EPA 8270Cm	-88	-88	0	30	IL
2012/13-5	Lab	LCS dup	5/6/2013	Organic	Nitrobenzene	n/a	=	30.2	µg/L	EPA 625	0.36	1			
2012/13-5	Lab	LCS dup, rec	5/6/2013	Organic	Nitrobenzene	n/a	=	60	%	EPA 625	-88	-88	35	180	
2012/13-5	Lab	LCS, RPD	5/6/2013	Organic	Nitrobenzene	n/a	=	17	%	EPA 625	-88	-88	0	30	
2012/13-5	Lab	method blank	5/6/2013	Organic	Nitrobenzene	n/a	<	0.36	µg/L	EPA 625	0.36	1			
2012/13-5	Lab	LCS	5/6/2013	Organic	Nitrobenzene	n/a	=	35.6	µg/L	EPA 625	0.36	1			
2012/13-5	Lab	LCS, rec	5/6/2013	Organic	Nitrobenzene	n/a	=	71	%	EPA 625	-88	-88	35	180	
2012/13-5	Lab	method blank	5/15/2013	Organic	Nitrobenzene	n/a	<	0.36	µg/L	EPA 625	0.36	1			
2012/13-5	Lab	LCS	5/15/2013	Organic	Nitrobenzene	n/a	=	29.8	µg/L	EPA 625	0.36	1			
2012/13-5	Lab	LCS, rec	5/15/2013	Organic	Nitrobenzene	n/a	=	60	%	EPA 625	-88	-88	35	180	
2012/13-5	Lab	method blank	6/12/2013	Organic	Nitrobenzene	n/a	<	0.36	µg/L	EPA 625	0.36	1			
2012/13-5	Lab	LCS	6/12/2013	Organic	Nitrobenzene	n/a	=	34.6	µg/L	EPA 625	0.36	1			
2012/13-5	Lab	LCS, rec	6/12/2013	Organic	Nitrobenzene	n/a	=	69	%	EPA 625	-88	-88	35	180	
2012/13-5	ME-CC	matrix spike	6/12/2013	Organic	Nitrobenzene	n/a	=	33.1	µg/L	EPA 625	0.36	1			
2012/13-5	ME-CC	matrix spike, rec	6/12/2013	Organic	Nitrobenzene	n/a	=	66	%	EPA 625	-88	-88	35	180	
2012/13-5	ME-CC	matrix spike dup	6/12/2013	Organic	Nitrobenzene	n/a	=	45.5	µg/L	EPA 625	0.36	1			
2012/13-5	ME-CC	matrix spike dup, rec	6/12/2013	Organic	Nitrobenzene	n/a	=	91	%	EPA 625	-88	-88	35	180	
2012/13-5	ME-CC	matrix spike, RPD	6/12/2013	Organic	Nitrobenzene	n/a	=	32	%	EPA 625	-88	-88	0	30	IL
2012/13-5	MO-OJA	matrix spike	5/15/2013	Organic	Nitrobenzene	n/a	=	27.4	µg/L	EPA 625	0.36	1			
2012/13-5	MO-OJA	matrix spike, rec	5/15/2013	Organic	Nitrobenzene	n/a	=	55	%	EPA 625	-88	-88	35	180	
2012/13-5	MO-OJA	matrix spike dup	5/15/2013	Organic	Nitrobenzene	n/a	=	36.1	µg/L	EPA 625	0.36	1			
2012/13-5	MO-OJA	matrix spike dup, rec	5/15/2013	Organic	Nitrobenzene	n/a	=	72	%	EPA 625	-88	-88	35	180	
2012/13-5	MO-OJA	matrix spike, RPD	5/15/2013	Organic	Nitrobenzene	n/a	=	27	%	EPA 625	-88	-88	0	30	
2012/13-5	Lab	srgt LCS dup	5/6/2013	Organic	Nitrobenzene-d5	n/a	=	31.1	µg/L	EPA 625	-88	-88			GN
2012/13-5	Lab	srgt LCS dup, rec	5/6/2013	Organic	Nitrobenzene-d5	n/a	=	62	%	EPA 625	-88	-88	71	126	GN
2012/13-5	Lab	srgt method blank	5/6/2013	Organic	Nitrobenzene-d5	n/a	=	34.1	µg/L	EPA 625	-88	-88			GN
2012/13-5	Lab	srgt method blank, rec	5/6/2013	Organic	Nitrobenzene-d5	n/a	=	68	%	EPA 625	-88	-88	71	126	GN
2012/13-5	Lab	srgt LCS	5/6/2013	Organic	Nitrobenzene-d5	n/a	=	36.4	µg/L	EPA 625	-88	-88			
2012/13-5	Lab	srgt LCS, rec	5/6/2013	Organic	Nitrobenzene-d5	n/a	=	73	%	EPA 625	-88	-88	71	126	
2012/13-5	Lab	srgt method blank	5/11/2013	Organic	Nitrobenzene-d5	n/a	=	2.39	µg/L	EPA 8270Cm	-88	-88			GN
2012/13-5	Lab	srgt method blank, rec	5/11/2013	Organic	Nitrobenzene-d5	n/a	=	48	%	EPA 8270Cm	-88	-88	51	143	GN

Appendix F
Laboratory QA/QC Analysis Results

Event ID	Site ID	QAQC Sample Type	Analysis Date	Classification	Constituent	Fraction	Sign	Result	Units	Method	MDL	RL	QA Limit		DQOComp
													Min	Max	
2012/13-5	Lab	srgt LCS	5/11/2013	Organic	Nitrobenzene-d5	n/a	=	3.12	µg/L	EPA 8270Cm	-88	-88			
2012/13-5	Lab	srgt LCS, rec	5/11/2013	Organic	Nitrobenzene-d5	n/a	=	62	%	EPA 8270Cm	-88	-88	51	143	
2012/13-5	Lab	srgt LCS dup	5/11/2013	Organic	Nitrobenzene-d5	n/a	=	2.93	µg/L	EPA 8270Cm	-88	-88			
2012/13-5	Lab	srgt LCS dup, rec	5/11/2013	Organic	Nitrobenzene-d5	n/a	=	59	%	EPA 8270Cm	-88	-88	51	143	
2012/13-5	Lab	srgt method blank	5/11/2013	Organic	Nitrobenzene-d5	n/a	=	2.66	µg/L	EPA 8270Cm	-88	-88			
2012/13-5	Lab	srgt method blank, rec	5/11/2013	Organic	Nitrobenzene-d5	n/a	=	53	%	EPA 8270Cm	-88	-88	51	143	
2012/13-5	Lab	srgt LCS	5/11/2013	Organic	Nitrobenzene-d5	n/a	=	3.1	µg/L	EPA 8270Cm	-88	-88			
2012/13-5	Lab	srgt LCS, rec	5/11/2013	Organic	Nitrobenzene-d5	n/a	=	62	%	EPA 8270Cm	-88	-88	51	143	
2012/13-5	Lab	srgt method blank	5/15/2013	Organic	Nitrobenzene-d5	n/a	=	31.5	µg/L	EPA 625	-88	-88			GN
2012/13-5	Lab	srgt method blank, rec	5/15/2013	Organic	Nitrobenzene-d5	n/a	=	63	%	EPA 625	-88	-88	71	126	GN
2012/13-5	Lab	srgt LCS	5/15/2013	Organic	Nitrobenzene-d5	n/a	=	28.8	µg/L	EPA 625	-88	-88			GN
2012/13-5	Lab	srgt LCS, rec	5/15/2013	Organic	Nitrobenzene-d5	n/a	=	58	%	EPA 625	-88	-88	71	126	GN
2012/13-5	Lab	srgt method blank	6/12/2013	Organic	Nitrobenzene-d5	n/a	=	33.3	µg/L	EPA 625	-88	-88			GN
2012/13-5	Lab	srgt method blank, rec	6/12/2013	Organic	Nitrobenzene-d5	n/a	=	67	%	EPA 625	-88	-88	71	126	GN
2012/13-5	Lab	srgt LCS	6/12/2013	Organic	Nitrobenzene-d5	n/a	=	34.8	µg/L	EPA 625	-88	-88			GN
2012/13-5	Lab	srgt LCS, rec	6/12/2013	Organic	Nitrobenzene-d5	n/a	=	70	%	EPA 625	-88	-88	71	126	GN
2012/13-5	Lab	srgt method blank	6/18/2013	Organic	Nitrobenzene-d5	n/a	=	2.93	µg/L	EPA 8270Cm	-88	-88			
2012/13-5	Lab	srgt method blank, rec	6/18/2013	Organic	Nitrobenzene-d5	n/a	=	59	%	EPA 8270Cm	-88	-88	51	143	
2012/13-5	Lab	srgt LCS	6/18/2013	Organic	Nitrobenzene-d5	n/a	=	2.59	µg/L	EPA 8270Cm	-88	-88			
2012/13-5	Lab	srgt LCS, rec	6/18/2013	Organic	Nitrobenzene-d5	n/a	=	52	%	EPA 8270Cm	-88	-88	51	143	
2012/13-5	ME-CC	srgt matrix spike	6/12/2013	Organic	Nitrobenzene-d5	n/a	=	31.5	µg/L	EPA 625	-88	-88			GN
2012/13-5	ME-CC	srgt matrix spike, rec	6/12/2013	Organic	Nitrobenzene-d5	n/a	=	63	%	EPA 625	-88	-88	71	126	GN
2012/13-5	ME-CC	srgt matrix spike dup	6/12/2013	Organic	Nitrobenzene-d5	n/a	=	41.9	µg/L	EPA 625	-88	-88			
2012/13-5	ME-CC	srgt matrix spike dup, rec	6/12/2013	Organic	Nitrobenzene-d5	n/a	=	84	%	EPA 625	-88	-88	71	126	
2012/13-5	ME-CC	srgt environ	6/12/2013	Organic	Nitrobenzene-d5	n/a	=	41.4	µg/L	EPA 625	-88	-88			
2012/13-5	ME-CC	srgt environ, rec	6/12/2013	Organic	Nitrobenzene-d5	n/a	=	83	%	EPA 625	-88	-88	71	126	
2012/13-5	ME-CC	srgt matrix spike	6/18/2013	Organic	Nitrobenzene-d5	n/a	=	4.08	µg/L	EPA 8270Cm	-88	-88			
2012/13-5	ME-CC	srgt matrix spike, rec	6/18/2013	Organic	Nitrobenzene-d5	n/a	=	82	%	EPA 8270Cm	-88	-88	51	143	
2012/13-5	ME-CC	srgt matrix spike dup	6/18/2013	Organic	Nitrobenzene-d5	n/a	=	3.33	µg/L	EPA 8270Cm	-88	-88			
2012/13-5	ME-CC	srgt matrix spike dup, rec	6/18/2013	Organic	Nitrobenzene-d5	n/a	=	67	%	EPA 8270Cm	-88	-88	51	143	
2012/13-5	ME-CC	srgt environ	6/18/2013	Organic	Nitrobenzene-d5	n/a	=	3.23	µg/L	EPA 8270Cm	-88	-88			
2012/13-5	ME-CC	srgt environ, rec	6/18/2013	Organic	Nitrobenzene-d5	n/a	=	65	%	EPA 8270Cm	-88	-88	51	143	
2012/13-5	ME-SCR	srgt environ	5/6/2013	Organic	Nitrobenzene-d5	n/a	=	26	µg/L	EPA 625	-88	-88			GN
2012/13-5	ME-SCR	srgt environ, rec	5/6/2013	Organic	Nitrobenzene-d5	n/a	=	52	%	EPA 625	-88	-88	71	126	GN
2012/13-5	ME-SCR	srgt environ	5/11/2013	Organic	Nitrobenzene-d5	n/a	=	2.69	µg/L	EPA 8270Cm	-88	-88			
2012/13-5	ME-SCR	srgt environ, rec	5/11/2013	Organic	Nitrobenzene-d5	n/a	=	54	%	EPA 8270Cm	-88	-88	51	143	
2012/13-5	ME-VR2	srgt environ	5/11/2013	Organic	Nitrobenzene-d5	n/a	=	2.98	µg/L	EPA 8270Cm	-88	-88			
2012/13-5	ME-VR2	srgt environ, rec	5/11/2013	Organic	Nitrobenzene-d5	n/a	=	60	%	EPA 8270Cm	-88	-88	51	143	
2012/13-5	ME-VR2	srgt environ	5/15/2013	Organic	Nitrobenzene-d5	n/a	=	26.8	µg/L	EPA 625	-88	-88			GN
2012/13-5	ME-VR2	srgt environ, rec	5/15/2013	Organic	Nitrobenzene-d5	n/a	=	54	%	EPA 625	-88	-88	71	126	GN
2012/13-5	MO-CAM	srgt environ	6/12/2013	Organic	Nitrobenzene-d5	n/a	=	26.3	µg/L	EPA 625	-88	-88			GN
2012/13-5	MO-CAM	srgt environ, rec	6/12/2013	Organic	Nitrobenzene-d5	n/a	=	53	%	EPA 625	-88	-88	71	126	GN
2012/13-5	MO-CAM	srgt environ	6/18/2013	Organic	Nitrobenzene-d5	n/a	=	2.81	µg/L	EPA 8270Cm	-88	-88			
2012/13-5	MO-CAM	srgt environ, rec	6/18/2013	Organic	Nitrobenzene-d5	n/a	=	56	%	EPA 8270Cm	-88	-88	51	143	
2012/13-5	MO-FIL	srgt environ	5/7/2013	Organic	Nitrobenzene-d5	n/a	=	31.8	µg/L	EPA 625	-88	-88			GN
2012/13-5	MO-FIL	srgt environ, rec	5/7/2013	Organic	Nitrobenzene-d5	n/a	=	64	%	EPA 625	-88	-88	71	126	GN
2012/13-5	MO-FIL	srgt environ	5/11/2013	Organic	Nitrobenzene-d5	n/a	=	3.46	µg/L	EPA 8270Cm	-88	-88			

Appendix F
Laboratory QA/QC Analysis Results

Event ID	Site ID	QAQC Sample Type	Analysis Date	Classification	Constituent	Fraction	Sign	Result	Units	Method	MDL	RL	QA Limit		DQOComp
													Min	Max	
2012/13-5	MO-FIL	srgt environ, rec	5/11/2013	Organic	Nitrobenzene-d5	n/a	=	69	%	EPA 8270Cm	-88	-88	51	143	
2012/13-5	MO-HUE	srgt environ	5/11/2013	Organic	Nitrobenzene-d5	n/a	=	3.1	µg/L	EPA 8270Cm	-88	-88			
2012/13-5	MO-HUE	srgt environ, rec	5/11/2013	Organic	Nitrobenzene-d5	n/a	=	62	%	EPA 8270Cm	-88	-88	51	143	
2012/13-5	MO-HUE	srgt environ	5/15/2013	Organic	Nitrobenzene-d5	n/a	=	33.4	µg/L	EPA 625	-88	-88			GN
2012/13-5	MO-HUE	srgt environ, rec	5/15/2013	Organic	Nitrobenzene-d5	n/a	=	67	%	EPA 625	-88	-88	71	126	GN
2012/13-5	MO-OJA	srgt matrix spike	5/11/2013	Organic	Nitrobenzene-d5	n/a	=	1.07	µg/L	EPA 8270Cm	-88	-88			GN
2012/13-5	MO-OJA	srgt matrix spike, rec	5/11/2013	Organic	Nitrobenzene-d5	n/a	=	21	%	EPA 8270Cm	-88	-88	51	143	GN
2012/13-5	MO-OJA	srgt matrix spike dup	5/11/2013	Organic	Nitrobenzene-d5	n/a	=	1.82	µg/L	EPA 8270Cm	-88	-88			GN
2012/13-5	MO-OJA	srgt matrix spike dup, rec	5/11/2013	Organic	Nitrobenzene-d5	n/a	=	36	%	EPA 8270Cm	-88	-88	51	143	GN
2012/13-5	MO-OJA	srgt environ	5/11/2013	Organic	Nitrobenzene-d5	n/a	=	2.59	µg/L	EPA 8270Cm	-88	-88			
2012/13-5	MO-OJA	srgt environ, rec	5/11/2013	Organic	Nitrobenzene-d5	n/a	=	52	%	EPA 8270Cm	-88	-88	51	143	
2012/13-5	MO-OJA	srgt matrix spike	5/15/2013	Organic	Nitrobenzene-d5	n/a	=	28.3	µg/L	EPA 625	-88	-88			GN
2012/13-5	MO-OJA	srgt matrix spike, rec	5/15/2013	Organic	Nitrobenzene-d5	n/a	=	57	%	EPA 625	-88	-88	71	126	GN
2012/13-5	MO-OJA	srgt matrix spike dup	5/15/2013	Organic	Nitrobenzene-d5	n/a	=	33.5	µg/L	EPA 625	-88	-88			GN
2012/13-5	MO-OJA	srgt matrix spike dup, rec	5/15/2013	Organic	Nitrobenzene-d5	n/a	=	67	%	EPA 625	-88	-88	71	126	GN
2012/13-5	MO-OJA	srgt environ	5/15/2013	Organic	Nitrobenzene-d5	n/a	=	31	µg/L	EPA 625	-88	-88			GN
2012/13-5	MO-OJA	srgt environ, rec	5/15/2013	Organic	Nitrobenzene-d5	n/a	=	62	%	EPA 625	-88	-88	71	126	GN
2012/13-5	MO-OXN	srgt environ	5/7/2013	Organic	Nitrobenzene-d5	n/a	=	25.7	µg/L	EPA 625	-88	-88			GN
2012/13-5	MO-OXN	srgt environ, rec	5/7/2013	Organic	Nitrobenzene-d5	n/a	=	51	%	EPA 625	-88	-88	71	126	GN
2012/13-5	MO-OXN	srgt environ	5/11/2013	Organic	Nitrobenzene-d5	n/a	=	2.44	µg/L	EPA 8270Cm	-88	-88			GN
2012/13-5	MO-OXN	srgt environ, rec	5/11/2013	Organic	Nitrobenzene-d5	n/a	=	49	%	EPA 8270Cm	-88	-88	51	143	GN
2012/13-5	MO-SIM	srgt environ	6/12/2013	Organic	Nitrobenzene-d5	n/a	=	38.3	µg/L	EPA 625	-88	-88			
2012/13-5	MO-SIM	srgt environ, rec	6/12/2013	Organic	Nitrobenzene-d5	n/a	=	77	%	EPA 625	-88	-88	71	126	
2012/13-5	MO-SIM	srgt environ	6/18/2013	Organic	Nitrobenzene-d5	n/a	=	3.38	µg/L	EPA 8270Cm	-88	-88			
2012/13-5	MO-SIM	srgt environ, rec	6/18/2013	Organic	Nitrobenzene-d5	n/a	=	68	%	EPA 8270Cm	-88	-88	51	143	
2012/13-5	MO-THO	srgt environ	6/12/2013	Organic	Nitrobenzene-d5	n/a	=	34.5	µg/L	EPA 625	-88	-88			GN
2012/13-5	MO-THO	srgt environ, rec	6/12/2013	Organic	Nitrobenzene-d5	n/a	=	69	%	EPA 625	-88	-88	71	126	GN
2012/13-5	MO-THO	srgt environ	6/18/2013	Organic	Nitrobenzene-d5	n/a	=	3.21	µg/L	EPA 8270Cm	-88	-88			
2012/13-5	MO-THO	srgt environ, rec	6/18/2013	Organic	Nitrobenzene-d5	n/a	=	64	%	EPA 8270Cm	-88	-88	51	143	
2012/13-5	MO-VEN	srgt environ	5/7/2013	Organic	Nitrobenzene-d5	n/a	=	18	µg/L	EPA 625	-88	-88			GN
2012/13-5	MO-VEN	srgt environ, rec	5/7/2013	Organic	Nitrobenzene-d5	n/a	=	36	%	EPA 625	-88	-88	71	126	GN
2012/13-5	MO-VEN	srgt environ	5/11/2013	Organic	Nitrobenzene-d5	n/a	=	1.67	µg/L	EPA 8270Cm	-88	-88			GN
2012/13-5	MO-VEN	srgt environ, rec	5/11/2013	Organic	Nitrobenzene-d5	n/a	=	33	%	EPA 8270Cm	-88	-88	51	143	GN
2012/13-5	Lab	LCS dup	5/6/2013	Organic	N-Nitrosodimethylamine	n/a	=	18.4	µg/L	EPA 625	0.14	1			
2012/13-5	Lab	LCS dup, rec	5/6/2013	Organic	N-Nitrosodimethylamine	n/a	=	37	%	EPA 625	-88	-88	15	59	
2012/13-5	Lab	LCS, RPD	5/6/2013	Organic	N-Nitrosodimethylamine	n/a	=	33	%	EPA 625	-88	-88	0	30	IL
2012/13-5	Lab	method blank	5/6/2013	Organic	N-Nitrosodimethylamine	n/a	<	0.14	µg/L	EPA 625	0.14	1			
2012/13-5	Lab	LCS	5/6/2013	Organic	N-Nitrosodimethylamine	n/a	=	25.8	µg/L	EPA 625	0.14	1			
2012/13-5	Lab	LCS, rec	5/6/2013	Organic	N-Nitrosodimethylamine	n/a	=	52	%	EPA 625	-88	-88	15	59	
2012/13-5	Lab	method blank	5/15/2013	Organic	N-Nitrosodimethylamine	n/a	<	0.14	µg/L	EPA 625	0.14	1			
2012/13-5	Lab	LCS	5/15/2013	Organic	N-Nitrosodimethylamine	n/a	=	15	µg/L	EPA 625	0.14	1			
2012/13-5	Lab	LCS, rec	5/15/2013	Organic	N-Nitrosodimethylamine	n/a	=	30	%	EPA 625	-88	-88	15	59	
2012/13-5	Lab	method blank	6/12/2013	Organic	N-Nitrosodimethylamine	n/a	<	0.14	µg/L	EPA 625	0.14	1			
2012/13-5	Lab	LCS	6/12/2013	Organic	N-Nitrosodimethylamine	n/a	=	18.4	µg/L	EPA 625	0.14	1			
2012/13-5	Lab	LCS, rec	6/12/2013	Organic	N-Nitrosodimethylamine	n/a	=	37	%	EPA 625	-88	-88	15	59	
2012/13-5	ME-CC	matrix spike	6/12/2013	Organic	N-Nitrosodimethylamine	n/a	=	15	µg/L	EPA 625	0.14	1			
2012/13-5	ME-CC	matrix spike, rec	6/12/2013	Organic	N-Nitrosodimethylamine	n/a	=	30	%	EPA 625	-88	-88	15	57	

Appendix F
Laboratory QA/QC Analysis Results

Event ID	Site ID	QAQC Sample Type	Analysis Date	Classification	Constituent	Fraction	Sign	Result	Units	Method	MDL	RL	QA Limit		DQOComp
													Min	Max	
2012/13-5	ME-CC	matrix spike dup	6/12/2013	Organic	N-Nitrosodimethylamine	n/a	=	22.7	µg/L	EPA 625	0.14	1			
2012/13-5	ME-CC	matrix spike dup, rec	6/12/2013	Organic	N-Nitrosodimethylamine	n/a	=	45	%	EPA 625	-88	-88	15	57	
2012/13-5	ME-CC	matrix spike, RPD	6/12/2013	Organic	N-Nitrosodimethylamine	n/a	=	41	%	EPA 625	-88	-88	0	30	IL
2012/13-5	MO-OJA	matrix spike	5/15/2013	Organic	N-Nitrosodimethylamine	n/a	=	13.4	µg/L	EPA 625	0.14	1			
2012/13-5	MO-OJA	matrix spike, rec	5/15/2013	Organic	N-Nitrosodimethylamine	n/a	=	27	%	EPA 625	-88	-88	15	57	
2012/13-5	MO-OJA	matrix spike dup	5/15/2013	Organic	N-Nitrosodimethylamine	n/a	=	17.2	µg/L	EPA 625	0.14	1			
2012/13-5	MO-OJA	matrix spike dup, rec	5/15/2013	Organic	N-Nitrosodimethylamine	n/a	=	34	%	EPA 625	-88	-88	15	57	
2012/13-5	MO-OJA	matrix spike, RPD	5/15/2013	Organic	N-Nitrosodimethylamine	n/a	=	24	%	EPA 625	-88	-88	0	30	
2012/13-5	Lab	LCS dup	5/6/2013	Organic	N-Nitrosodi-N-propylamine	n/a	=	31.8	µg/L	EPA 625	0.26	1			
2012/13-5	Lab	LCS dup, rec	5/6/2013	Organic	N-Nitrosodi-N-propylamine	n/a	=	64	%	EPA 625	-88	-88	0.1	230	
2012/13-5	Lab	LCS, RPD	5/6/2013	Organic	N-Nitrosodi-N-propylamine	n/a	=	19	%	EPA 625	-88	-88	0	30	
2012/13-5	Lab	method blank	5/6/2013	Organic	N-Nitrosodi-N-propylamine	n/a	<	0.26	µg/L	EPA 625	0.26	1			
2012/13-5	Lab	LCS	5/6/2013	Organic	N-Nitrosodi-N-propylamine	n/a	=	38.3	µg/L	EPA 625	0.26	1			
2012/13-5	Lab	LCS, rec	5/6/2013	Organic	N-Nitrosodi-N-propylamine	n/a	=	77	%	EPA 625	-88	-88	0.1	230	
2012/13-5	Lab	method blank	5/15/2013	Organic	N-Nitrosodi-N-propylamine	n/a	<	0.26	µg/L	EPA 625	0.26	1			
2012/13-5	Lab	LCS	5/15/2013	Organic	N-Nitrosodi-N-propylamine	n/a	=	31.9	µg/L	EPA 625	0.26	1			
2012/13-5	Lab	LCS, rec	5/15/2013	Organic	N-Nitrosodi-N-propylamine	n/a	=	64	%	EPA 625	-88	-88	0.1	230	
2012/13-5	Lab	method blank	6/12/2013	Organic	N-Nitrosodi-N-propylamine	n/a	<	0.26	µg/L	EPA 625	0.26	1			
2012/13-5	Lab	LCS	6/12/2013	Organic	N-Nitrosodi-N-propylamine	n/a	=	34.3	µg/L	EPA 625	0.26	1			
2012/13-5	Lab	LCS, rec	6/12/2013	Organic	N-Nitrosodi-N-propylamine	n/a	=	69	%	EPA 625	-88	-88	0.1	230	
2012/13-5	ME-CC	matrix spike	6/12/2013	Organic	N-Nitrosodi-N-propylamine	n/a	=	33.6	µg/L	EPA 625	0.26	1			
2012/13-5	ME-CC	matrix spike, rec	6/12/2013	Organic	N-Nitrosodi-N-propylamine	n/a	=	67	%	EPA 625	-88	-88	0.1	230	
2012/13-5	ME-CC	matrix spike dup	6/12/2013	Organic	N-Nitrosodi-N-propylamine	n/a	=	43.9	µg/L	EPA 625	0.26	1			
2012/13-5	ME-CC	matrix spike dup, rec	6/12/2013	Organic	N-Nitrosodi-N-propylamine	n/a	=	88	%	EPA 625	-88	-88	0.1	230	
2012/13-5	ME-CC	matrix spike, RPD	6/12/2013	Organic	N-Nitrosodi-N-propylamine	n/a	=	27	%	EPA 625	-88	-88	0	30	
2012/13-5	MO-OJA	matrix spike	5/15/2013	Organic	N-Nitrosodi-N-propylamine	n/a	=	29.2	µg/L	EPA 625	0.26	1			
2012/13-5	MO-OJA	matrix spike, rec	5/15/2013	Organic	N-Nitrosodi-N-propylamine	n/a	=	58	%	EPA 625	-88	-88	0.1	230	
2012/13-5	MO-OJA	matrix spike dup	5/15/2013	Organic	N-Nitrosodi-N-propylamine	n/a	=	37.4	µg/L	EPA 625	0.26	1			
2012/13-5	MO-OJA	matrix spike dup, rec	5/15/2013	Organic	N-Nitrosodi-N-propylamine	n/a	=	75	%	EPA 625	-88	-88	0.1	230	
2012/13-5	MO-OJA	matrix spike, RPD	5/15/2013	Organic	N-Nitrosodi-N-propylamine	n/a	=	25	%	EPA 625	-88	-88	0	30	
2012/13-5	Lab	LCS dup	5/6/2013	Organic	N-Nitrosodiphenylamine	n/a	=	25.9	µg/L	EPA 625	0.19	1			
2012/13-5	Lab	LCS dup, rec	5/6/2013	Organic	N-Nitrosodiphenylamine	n/a	=	52	%	EPA 625	-88	-88	42	90	
2012/13-5	Lab	LCS, RPD	5/6/2013	Organic	N-Nitrosodiphenylamine	n/a	=	13	%	EPA 625	-88	-88	0	30	
2012/13-5	Lab	method blank	5/6/2013	Organic	N-Nitrosodiphenylamine	n/a	<	0.19	µg/L	EPA 625	0.19	1			
2012/13-5	Lab	LCS	5/6/2013	Organic	N-Nitrosodiphenylamine	n/a	=	29.6	µg/L	EPA 625	0.19	1			
2012/13-5	Lab	LCS, rec	5/6/2013	Organic	N-Nitrosodiphenylamine	n/a	=	59	%	EPA 625	-88	-88	42	90	
2012/13-5	Lab	method blank	5/15/2013	Organic	N-Nitrosodiphenylamine	n/a	<	0.19	µg/L	EPA 625	0.19	1			
2012/13-5	Lab	LCS	5/15/2013	Organic	N-Nitrosodiphenylamine	n/a	=	24.7	µg/L	EPA 625	0.19	1			
2012/13-5	Lab	LCS, rec	5/15/2013	Organic	N-Nitrosodiphenylamine	n/a	=	49	%	EPA 625	-88	-88	42	90	
2012/13-5	Lab	method blank	6/12/2013	Organic	N-Nitrosodiphenylamine	n/a	<	0.19	µg/L	EPA 625	0.19	1			
2012/13-5	Lab	LCS	6/12/2013	Organic	N-Nitrosodiphenylamine	n/a	=	24.4	µg/L	EPA 625	0.19	1			
2012/13-5	Lab	LCS, rec	6/12/2013	Organic	N-Nitrosodiphenylamine	n/a	=	49	%	EPA 625	-88	-88	42	90	
2012/13-5	ME-CC	matrix spike	6/12/2013	Organic	N-Nitrosodiphenylamine	n/a	=	24.8	µg/L	EPA 625	0.19	1			
2012/13-5	ME-CC	matrix spike, rec	6/12/2013	Organic	N-Nitrosodiphenylamine	n/a	=	50	%	EPA 625	-88	-88	49	82	
2012/13-5	ME-CC	matrix spike dup	6/12/2013	Organic	N-Nitrosodiphenylamine	n/a	=	27.8	µg/L	EPA 625	0.19	1			
2012/13-5	ME-CC	matrix spike dup, rec	6/12/2013	Organic	N-Nitrosodiphenylamine	n/a	=	56	%	EPA 625	-88	-88	49	82	
2012/13-5	ME-CC	matrix spike, RPD	6/12/2013	Organic	N-Nitrosodiphenylamine	n/a	=	12	%	EPA 625	-88	-88	0	30	

Appendix F
Laboratory QA/QC Analysis Results

Event ID	Site ID	QAQC Sample Type	Analysis Date	Classification	Constituent	Fraction	Sign	Result	Units	Method	MDL	RL	QA Limit		DQOComp
													Min	Max	
2012/13-5	MO-OJA	matrix spike	5/15/2013	Organic	N-Nitrosodiphenylamine	n/a	=	25.8	µg/L	EPA 625	0.19	1			
2012/13-5	MO-OJA	matrix spike, rec	5/15/2013	Organic	N-Nitrosodiphenylamine	n/a	=	52	%	EPA 625	-88	-88	49	82	
2012/13-5	MO-OJA	matrix spike dup	5/15/2013	Organic	N-Nitrosodiphenylamine	n/a	=	28.1	µg/L	EPA 625	0.19	1			
2012/13-5	MO-OJA	matrix spike dup, rec	5/15/2013	Organic	N-Nitrosodiphenylamine	n/a	=	56	%	EPA 625	-88	-88	49	82	
2012/13-5	MO-OJA	matrix spike, RPD	5/15/2013	Organic	N-Nitrosodiphenylamine	n/a	=	8	%	EPA 625	-88	-88	0	30	
2012/13-5	Lab	srgt method blank	5/1/2013	Organic	Perylene-d12	n/a	=	3.14	µg/L	EPA 525.2	-88	-88			
2012/13-5	Lab	srgt method blank, rec	5/1/2013	Organic	Perylene-d12	n/a	=	63	%	EPA 525.2	-88	-88	48	141	
2012/13-5	Lab	srgt LCS	5/1/2013	Organic	Perylene-d12	n/a	=	3.87	µg/L	EPA 525.2	-88	-88			
2012/13-5	Lab	srgt LCS, rec	5/1/2013	Organic	Perylene-d12	n/a	=	77	%	EPA 525.2	-88	-88	48	141	
2012/13-5	Lab	srgt LCS dup	5/1/2013	Organic	Perylene-d12	n/a	=	4.16	µg/L	EPA 525.2	-88	-88			
2012/13-5	Lab	srgt LCS dup, rec	5/1/2013	Organic	Perylene-d12	n/a	=	83	%	EPA 525.2	-88	-88	48	141	
2012/13-5	Lab	srgt method blank	5/3/2013	Organic	Perylene-d12	n/a	=	3.07	µg/L	EPA 525.2	-88	-88			
2012/13-5	Lab	srgt method blank, rec	5/3/2013	Organic	Perylene-d12	n/a	=	61	%	EPA 525.2	-88	-88	48	141	
2012/13-5	Lab	srgt LCS	5/3/2013	Organic	Perylene-d12	n/a	=	4.06	µg/L	EPA 525.2	-88	-88			
2012/13-5	Lab	srgt LCS, rec	5/3/2013	Organic	Perylene-d12	n/a	=	81	%	EPA 525.2	-88	-88	48	141	
2012/13-5	Lab	srgt method blank	6/11/2013	Organic	Perylene-d12	n/a	=	3.36	µg/L	EPA 525.2	-88	-88			
2012/13-5	Lab	srgt method blank, rec	6/11/2013	Organic	Perylene-d12	n/a	=	67	%	EPA 525.2	-88	-88	48	141	
2012/13-5	Lab	srgt LCS	6/11/2013	Organic	Perylene-d12	n/a	=	3.8	µg/L	EPA 525.2	-88	-88			
2012/13-5	Lab	srgt LCS, rec	6/11/2013	Organic	Perylene-d12	n/a	=	76	%	EPA 525.2	-88	-88	48	141	
2012/13-5	ME-CC	srgt matrix spike	6/11/2013	Organic	Perylene-d12	n/a	=	3.41	µg/L	EPA 525.2	-88	-88			
2012/13-5	ME-CC	srgt matrix spike, rec	6/11/2013	Organic	Perylene-d12	n/a	=	68	%	EPA 525.2	-88	-88	48	141	
2012/13-5	ME-CC	srgt matrix spike dup	6/11/2013	Organic	Perylene-d12	n/a	=	3.43	µg/L	EPA 525.2	-88	-88			
2012/13-5	ME-CC	srgt matrix spike dup, rec	6/11/2013	Organic	Perylene-d12	n/a	=	69	%	EPA 525.2	-88	-88	48	141	
2012/13-5	ME-CC	srgt environ	6/11/2013	Organic	Perylene-d12	n/a	=	2.86	µg/L	EPA 525.2	-88	-88			
2012/13-5	ME-CC	srgt environ, rec	6/11/2013	Organic	Perylene-d12	n/a	=	57	%	EPA 525.2	-88	-88	48	141	
2012/13-5	ME-SCR	srgt environ	5/1/2013	Organic	Perylene-d12	n/a	=	2.82	µg/L	EPA 525.2	-88	-88			
2012/13-5	ME-SCR	srgt environ, rec	5/1/2013	Organic	Perylene-d12	n/a	=	56	%	EPA 525.2	-88	-88	48	141	
2012/13-5	ME-VR2	srgt environ	5/3/2013	Organic	Perylene-d12	n/a	=	3.18	µg/L	EPA 525.2	-88	-88			
2012/13-5	ME-VR2	srgt environ, rec	5/3/2013	Organic	Perylene-d12	n/a	=	64	%	EPA 525.2	-88	-88	48	141	
2012/13-5	MO-CAM	srgt environ	6/11/2013	Organic	Perylene-d12	n/a	=	2.78	µg/L	EPA 525.2	-88	-88			
2012/13-5	MO-CAM	srgt environ, rec	6/11/2013	Organic	Perylene-d12	n/a	=	56	%	EPA 525.2	-88	-88	48	141	
2012/13-5	MO-FIL	srgt environ	5/1/2013	Organic	Perylene-d12	n/a	=	3.99	µg/L	EPA 525.2	-88	-88			
2012/13-5	MO-FIL	srgt environ, rec	5/1/2013	Organic	Perylene-d12	n/a	=	80	%	EPA 525.2	-88	-88	48	141	
2012/13-5	MO-HUE	srgt environ	5/3/2013	Organic	Perylene-d12	n/a	=	3.52	µg/L	EPA 525.2	-88	-88			
2012/13-5	MO-HUE	srgt environ, rec	5/3/2013	Organic	Perylene-d12	n/a	=	70	%	EPA 525.2	-88	-88	48	141	
2012/13-5	MO-OJA	srgt matrix spike	5/3/2013	Organic	Perylene-d12	n/a	=	3.97	µg/L	EPA 525.2	-88	-88			
2012/13-5	MO-OJA	srgt matrix spike, rec	5/3/2013	Organic	Perylene-d12	n/a	=	79	%	EPA 525.2	-88	-88	48	141	
2012/13-5	MO-OJA	srgt matrix spike dup	5/3/2013	Organic	Perylene-d12	n/a	=	3.96	µg/L	EPA 525.2	-88	-88			
2012/13-5	MO-OJA	srgt matrix spike dup, rec	5/3/2013	Organic	Perylene-d12	n/a	=	79	%	EPA 525.2	-88	-88	48	141	
2012/13-5	MO-OJA	srgt environ	5/3/2013	Organic	Perylene-d12	n/a	=	4.45	µg/L	EPA 525.2	-88	-88			
2012/13-5	MO-OJA	srgt environ, rec	5/3/2013	Organic	Perylene-d12	n/a	=	89	%	EPA 525.2	-88	-88	48	141	
2012/13-5	MO-OXN	srgt environ	5/1/2013	Organic	Perylene-d12	n/a	=	2.6	µg/L	EPA 525.2	-88	-88			
2012/13-5	MO-OXN	srgt environ, rec	5/1/2013	Organic	Perylene-d12	n/a	=	52	%	EPA 525.2	-88	-88	48	141	
2012/13-5	MO-SIM	srgt environ	6/11/2013	Organic	Perylene-d12	n/a	=	2.56	µg/L	EPA 525.2	-88	-88			
2012/13-5	MO-SIM	srgt environ, rec	6/11/2013	Organic	Perylene-d12	n/a	=	51	%	EPA 525.2	-88	-88	48	141	
2012/13-5	MO-THO	srgt environ	6/11/2013	Organic	Perylene-d12	n/a	=	3.32	µg/L	EPA 525.2	-88	-88			
2012/13-5	MO-THO	srgt environ, rec	6/11/2013	Organic	Perylene-d12	n/a	=	66	%	EPA 525.2	-88	-88	48	141	

Appendix F
Laboratory QA/QC Analysis Results

Event ID	Site ID	QAQC Sample Type	Analysis Date	Classification	Constituent	Fraction	Sign	Result	Units	Method	MDL	RL	QA Limit		DQOComp
													Min	Max	
2012/13-5	MO-VEN	srgt environ	5/1/2013	Organic	Perylene-d12	n/a	=	2.17	µg/L	EPA 525.2	-88	-88			GN
2012/13-5	MO-VEN	srgt environ, rec	5/1/2013	Organic	Perylene-d12	n/a	=	43	%	EPA 525.2	-88	-88	48	141	GN
2012/13-5	Lab	method blank	5/11/2013	Organic	Phenanthrene	n/a	<	0.1	µg/L	EPA 8270Cm	0.1	0.1			
2012/13-5	Lab	LCS	5/11/2013	Organic	Phenanthrene	n/a	=	6.59	µg/L	EPA 8270Cm	0.1	0.1			
2012/13-5	Lab	LCS, rec	5/11/2013	Organic	Phenanthrene	n/a	=	66	%	EPA 8270Cm	-88	-88	54	120	
2012/13-5	Lab	LCS dup	5/11/2013	Organic	Phenanthrene	n/a	=	5.88	µg/L	EPA 8270Cm	0.1	0.1			
2012/13-5	Lab	LCS dup, rec	5/11/2013	Organic	Phenanthrene	n/a	=	59	%	EPA 8270Cm	-88	-88	54	120	
2012/13-5	Lab	LCS, RPD	5/11/2013	Organic	Phenanthrene	n/a	=	11	%	EPA 8270Cm	-88	-88	0	30	
2012/13-5	Lab	method blank	5/11/2013	Organic	Phenanthrene	n/a	<	0.1	µg/L	EPA 8270Cm	0.1	0.1			
2012/13-5	Lab	LCS	5/11/2013	Organic	Phenanthrene	n/a	=	7.43	µg/L	EPA 8270Cm	0.1	0.1			
2012/13-5	Lab	LCS, rec	5/11/2013	Organic	Phenanthrene	n/a	=	74	%	EPA 8270Cm	-88	-88	54	120	
2012/13-5	Lab	method blank	6/18/2013	Organic	Phenanthrene	n/a	<	0.1	µg/L	EPA 8270Cm	0.1	0.1			
2012/13-5	Lab	LCS	6/18/2013	Organic	Phenanthrene	n/a	=	5.6	µg/L	EPA 8270Cm	0.1	0.1			
2012/13-5	Lab	LCS, rec	6/18/2013	Organic	Phenanthrene	n/a	=	56	%	EPA 8270Cm	-88	-88	54	120	
2012/13-5	ME-CC	matrix spike	6/18/2013	Organic	Phenanthrene	n/a	=	7.33	µg/L	EPA 8270Cm	0.1	0.1			
2012/13-5	ME-CC	matrix spike, rec	6/18/2013	Organic	Phenanthrene	n/a	=	73	%	EPA 8270Cm	-88	-88	54	120	
2012/13-5	ME-CC	matrix spike dup	6/18/2013	Organic	Phenanthrene	n/a	=	6.4	µg/L	EPA 8270Cm	0.1	0.1			
2012/13-5	ME-CC	matrix spike dup, rec	6/18/2013	Organic	Phenanthrene	n/a	=	64	%	EPA 8270Cm	-88	-88	54	120	
2012/13-5	ME-CC	matrix spike, RPD	6/18/2013	Organic	Phenanthrene	n/a	=	14	%	EPA 8270Cm	-88	-88	0	30	
2012/13-5	MO-OJA	matrix spike	5/11/2013	Organic	Phenanthrene	n/a	=	2.67	µg/L	EPA 8270Cm	0.1	0.1			GB
2012/13-5	MO-OJA	matrix spike, rec	5/11/2013	Organic	Phenanthrene	n/a	=	27	%	EPA 8270Cm	-88	-88	54	120	GB
2012/13-5	MO-OJA	matrix spike dup	5/11/2013	Organic	Phenanthrene	n/a	=	3.36	µg/L	EPA 8270Cm	0.1	0.1			GB
2012/13-5	MO-OJA	matrix spike dup, rec	5/11/2013	Organic	Phenanthrene	n/a	=	34	%	EPA 8270Cm	-88	-88	54	120	GB
2012/13-5	MO-OJA	matrix spike, RPD	5/11/2013	Organic	Phenanthrene	n/a	=	23	%	EPA 8270Cm	-88	-88	0	30	
2012/13-5	Lab	method blank	5/10/2013	Organic	Phenol	n/a	<	0.35	µg/L	EPA 8270Cm	0.35	1			
2012/13-5	Lab	LCS	5/10/2013	Organic	Phenol	n/a	=	2.13	µg/L	EPA 8270Cm	0.35	1			
2012/13-5	Lab	LCS, rec	5/10/2013	Organic	Phenol	n/a	=	21	%	EPA 8270Cm	-88	-88	14	40	
2012/13-5	Lab	LCS dup	5/10/2013	Organic	Phenol	n/a	=	1.92	µg/L	EPA 8270Cm	0.35	1			
2012/13-5	Lab	LCS dup, rec	5/10/2013	Organic	Phenol	n/a	=	19	%	EPA 8270Cm	-88	-88	14	40	
2012/13-5	Lab	LCS, RPD	5/10/2013	Organic	Phenol	n/a	=	10	%	EPA 8270Cm	-88	-88	0	30	
2012/13-5	Lab	method blank	5/10/2013	Organic	Phenol	n/a	<	0.35	µg/L	EPA 8270Cm	0.35	1			
2012/13-5	Lab	LCS	5/10/2013	Organic	Phenol	n/a	=	2.57	µg/L	EPA 8270Cm	0.35	1			
2012/13-5	Lab	LCS, rec	5/10/2013	Organic	Phenol	n/a	=	26	%	EPA 8270Cm	-88	-88	14	40	
2012/13-5	Lab	method blank	6/16/2013	Organic	Phenol	n/a	<	0.35	µg/L	EPA 8270Cm	0.35	1			
2012/13-5	Lab	LCS	6/16/2013	Organic	Phenol	n/a	=	1.97	µg/L	EPA 8270Cm	0.35	1			
2012/13-5	Lab	LCS, rec	6/16/2013	Organic	Phenol	n/a	=	20	%	EPA 8270Cm	-88	-88	14	40	
2012/13-5	ME-CC	matrix spike	6/16/2013	Organic	Phenol	n/a	=	3.92	µg/L	EPA 8270Cm	0.35	1			
2012/13-5	ME-CC	matrix spike, rec	6/16/2013	Organic	Phenol	n/a	=	39	%	EPA 8270Cm	-88	-88	14	50	
2012/13-5	ME-CC	matrix spike dup	6/16/2013	Organic	Phenol	n/a	=	3.57	µg/L	EPA 8270Cm	0.35	1			
2012/13-5	ME-CC	matrix spike dup, rec	6/16/2013	Organic	Phenol	n/a	=	36	%	EPA 8270Cm	-88	-88	14	50	
2012/13-5	ME-CC	matrix spike, RPD	6/16/2013	Organic	Phenol	n/a	=	9	%	EPA 8270Cm	-88	-88	0	30	
2012/13-5	MO-OJA	matrix spike	5/10/2013	Organic	Phenol	n/a	=	1.39	µg/L	EPA 8270Cm	0.35	1			
2012/13-5	MO-OJA	matrix spike, rec	5/10/2013	Organic	Phenol	n/a	=	14	%	EPA 8270Cm	-88	-88	14	50	
2012/13-5	MO-OJA	matrix spike dup	5/10/2013	Organic	Phenol	n/a	=	1.81	µg/L	EPA 8270Cm	0.35	1			
2012/13-5	MO-OJA	matrix spike dup, rec	5/10/2013	Organic	Phenol	n/a	=	18	%	EPA 8270Cm	-88	-88	14	50	
2012/13-5	MO-OJA	matrix spike, RPD	5/10/2013	Organic	Phenol	n/a	=	26	%	EPA 8270Cm	-88	-88	0	30	
2012/13-5	Lab	srgt LCS dup	5/6/2013	Organic	Phenol-d5	n/a	=	21.5	µg/L	EPA 625	-88	-88			

Appendix F
Laboratory QA/QC Analysis Results

Event ID	Site ID	QAQC Sample Type	Analysis Date	Classification	Constituent	Fraction	Sign	Result	Units	Method	MDL	RL	QA Limit		DQOComp
													Min	Max	
2012/13-5	Lab	srgt LCS dup, rec	5/6/2013	Organic	Phenol-d5	n/a	=	21	%	EPA 625	-88	-88	5	73	
2012/13-5	Lab	srgt method blank	5/6/2013	Organic	Phenol-d5	n/a	=	29.8	µg/L	EPA 625	-88	-88			
2012/13-5	Lab	srgt method blank, rec	5/6/2013	Organic	Phenol-d5	n/a	=	30	%	EPA 625	-88	-88	5	73	
2012/13-5	Lab	srgt LCS	5/6/2013	Organic	Phenol-d5	n/a	=	32.1	µg/L	EPA 625	-88	-88			
2012/13-5	Lab	srgt LCS, rec	5/6/2013	Organic	Phenol-d5	n/a	=	32	%	EPA 625	-88	-88	5	73	
2012/13-5	Lab	srgt method blank	5/10/2013	Organic	Phenol-d5	n/a	=	1.96	µg/L	EPA 8270Cm	-88	-88			
2012/13-5	Lab	srgt method blank, rec	5/10/2013	Organic	Phenol-d5	n/a	=	20	%	EPA 8270Cm	-88	-88	13	58	
2012/13-5	Lab	srgt LCS	5/10/2013	Organic	Phenol-d5	n/a	=	2.16	µg/L	EPA 8270Cm	-88	-88			
2012/13-5	Lab	srgt LCS, rec	5/10/2013	Organic	Phenol-d5	n/a	=	22	%	EPA 8270Cm	-88	-88	13	58	
2012/13-5	Lab	srgt LCS dup	5/10/2013	Organic	Phenol-d5	n/a	=	1.92	µg/L	EPA 8270Cm	-88	-88			
2012/13-5	Lab	srgt LCS dup, rec	5/10/2013	Organic	Phenol-d5	n/a	=	19	%	EPA 8270Cm	-88	-88	13	58	
2012/13-5	Lab	srgt method blank	5/10/2013	Organic	Phenol-d5	n/a	=	2.18	µg/L	EPA 8270Cm	-88	-88			
2012/13-5	Lab	srgt method blank, rec	5/10/2013	Organic	Phenol-d5	n/a	=	22	%	EPA 8270Cm	-88	-88	13	58	
2012/13-5	Lab	srgt LCS	5/10/2013	Organic	Phenol-d5	n/a	=	2.34	µg/L	EPA 8270Cm	-88	-88			
2012/13-5	Lab	srgt LCS, rec	5/10/2013	Organic	Phenol-d5	n/a	=	23	%	EPA 8270Cm	-88	-88	13	58	
2012/13-5	Lab	srgt method blank	5/15/2013	Organic	Phenol-d5	n/a	=	24	µg/L	EPA 625	-88	-88			
2012/13-5	Lab	srgt method blank, rec	5/15/2013	Organic	Phenol-d5	n/a	=	24	%	EPA 625	-88	-88	5	73	
2012/13-5	Lab	srgt LCS	5/15/2013	Organic	Phenol-d5	n/a	=	20.6	µg/L	EPA 625	-88	-88			
2012/13-5	Lab	srgt LCS, rec	5/15/2013	Organic	Phenol-d5	n/a	=	21	%	EPA 625	-88	-88	5	73	
2012/13-5	Lab	srgt method blank	6/12/2013	Organic	Phenol-d5	n/a	=	25	µg/L	EPA 625	-88	-88			
2012/13-5	Lab	srgt method blank, rec	6/12/2013	Organic	Phenol-d5	n/a	=	25	%	EPA 625	-88	-88	5	73	
2012/13-5	Lab	srgt LCS	6/12/2013	Organic	Phenol-d5	n/a	=	28.5	µg/L	EPA 625	-88	-88			
2012/13-5	Lab	srgt LCS, rec	6/12/2013	Organic	Phenol-d5	n/a	=	28	%	EPA 625	-88	-88	5	73	
2012/13-5	Lab	srgt method blank	6/16/2013	Organic	Phenol-d5	n/a	=	2.28	µg/L	EPA 8270Cm	-88	-88			
2012/13-5	Lab	srgt method blank, rec	6/16/2013	Organic	Phenol-d5	n/a	=	23	%	EPA 8270Cm	-88	-88	13	58	
2012/13-5	Lab	srgt LCS	6/16/2013	Organic	Phenol-d5	n/a	=	1.8	µg/L	EPA 8270Cm	-88	-88			
2012/13-5	Lab	srgt LCS, rec	6/16/2013	Organic	Phenol-d5	n/a	=	18	%	EPA 8270Cm	-88	-88	13	58	
2012/13-5	ME-CC	srgt matrix spike	6/12/2013	Organic	Phenol-d5	n/a	=	24.1	µg/L	EPA 625	-88	-88			
2012/13-5	ME-CC	srgt matrix spike, rec	6/12/2013	Organic	Phenol-d5	n/a	=	24	%	EPA 625	-88	-88	5	73	
2012/13-5	ME-CC	srgt matrix spike dup	6/12/2013	Organic	Phenol-d5	n/a	=	31.4	µg/L	EPA 625	-88	-88			
2012/13-5	ME-CC	srgt matrix spike dup, rec	6/12/2013	Organic	Phenol-d5	n/a	=	31	%	EPA 625	-88	-88	5	73	
2012/13-5	ME-CC	srgt environ	6/12/2013	Organic	Phenol-d5	n/a	=	24.2	µg/L	EPA 625	-88	-88			
2012/13-5	ME-CC	srgt environ, rec	6/12/2013	Organic	Phenol-d5	n/a	=	24	%	EPA 625	-88	-88	5	73	
2012/13-5	ME-CC	srgt matrix spike	6/16/2013	Organic	Phenol-d5	n/a	=	4.71	µg/L	EPA 8270Cm	-88	-88			
2012/13-5	ME-CC	srgt matrix spike, rec	6/16/2013	Organic	Phenol-d5	n/a	=	47	%	EPA 8270Cm	-88	-88	13	58	
2012/13-5	ME-CC	srgt matrix spike dup	6/16/2013	Organic	Phenol-d5	n/a	=	4	µg/L	EPA 8270Cm	-88	-88			
2012/13-5	ME-CC	srgt matrix spike dup, rec	6/16/2013	Organic	Phenol-d5	n/a	=	40	%	EPA 8270Cm	-88	-88	13	58	
2012/13-5	ME-CC	srgt environ	6/16/2013	Organic	Phenol-d5	n/a	=	2.38	µg/L	EPA 8270Cm	-88	-88			
2012/13-5	ME-CC	srgt environ, rec	6/16/2013	Organic	Phenol-d5	n/a	=	24	%	EPA 8270Cm	-88	-88	13	58	
2012/13-5	ME-SCR	srgt environ	5/6/2013	Organic	Phenol-d5	n/a	=	21.8	µg/L	EPA 625	-88	-88			
2012/13-5	ME-SCR	srgt environ, rec	5/6/2013	Organic	Phenol-d5	n/a	=	22	%	EPA 625	-88	-88	5	73	
2012/13-5	ME-SCR	srgt environ	5/10/2013	Organic	Phenol-d5	n/a	=	1.85	µg/L	EPA 8270Cm	-88	-88			
2012/13-5	ME-SCR	srgt environ, rec	5/10/2013	Organic	Phenol-d5	n/a	=	18	%	EPA 8270Cm	-88	-88	13	58	
2012/13-5	ME-VR2	srgt environ	5/10/2013	Organic	Phenol-d5	n/a	=	1.48	µg/L	EPA 8270Cm	-88	-88			
2012/13-5	ME-VR2	srgt environ, rec	5/10/2013	Organic	Phenol-d5	n/a	=	15	%	EPA 8270Cm	-88	-88	13	58	
2012/13-5	ME-VR2	srgt environ	5/15/2013	Organic	Phenol-d5	n/a	=	17.2	µg/L	EPA 625	-88	-88			
2012/13-5	ME-VR2	srgt environ, rec	5/15/2013	Organic	Phenol-d5	n/a	=	17	%	EPA 625	-88	-88	5	73	

Appendix F
Laboratory QA/QC Analysis Results

Event ID	Site ID	QAQC Sample Type	Analysis Date	Classification	Constituent	Fraction	Sign	Result	Units	Method	MDL	RL	QA Limit		DQOComp
													Min	Max	
2012/13-5	MO-CAM	srgt environ	6/12/2013	Organic	Phenol-d5	n/a	=	20.8	µg/L	EPA 625	-88	-88			
2012/13-5	MO-CAM	srgt environ, rec	6/12/2013	Organic	Phenol-d5	n/a	=	21	%	EPA 625	-88	-88	5	73	
2012/13-5	MO-CAM	srgt environ	6/16/2013	Organic	Phenol-d5	n/a	=	2.28	µg/L	EPA 8270Cm	-88	-88			
2012/13-5	MO-CAM	srgt environ, rec	6/16/2013	Organic	Phenol-d5	n/a	=	23	%	EPA 8270Cm	-88	-88	13	58	
2012/13-5	MO-FIL	srgt environ	5/7/2013	Organic	Phenol-d5	n/a	=	26.8	µg/L	EPA 625	-88	-88			
2012/13-5	MO-FIL	srgt environ, rec	5/7/2013	Organic	Phenol-d5	n/a	=	27	%	EPA 625	-88	-88	5	73	
2012/13-5	MO-FIL	srgt environ	5/10/2013	Organic	Phenol-d5	n/a	=	2.37	µg/L	EPA 8270Cm	-88	-88			
2012/13-5	MO-FIL	srgt environ, rec	5/10/2013	Organic	Phenol-d5	n/a	=	24	%	EPA 8270Cm	-88	-88	13	58	
2012/13-5	MO-HUE	srgt environ	5/10/2013	Organic	Phenol-d5	n/a	=	2.19	µg/L	EPA 8270Cm	-88	-88			
2012/13-5	MO-HUE	srgt environ, rec	5/10/2013	Organic	Phenol-d5	n/a	=	22	%	EPA 8270Cm	-88	-88	13	58	
2012/13-5	MO-HUE	srgt environ	5/15/2013	Organic	Phenol-d5	n/a	=	21.7	µg/L	EPA 625	-88	-88			
2012/13-5	MO-HUE	srgt environ, rec	5/15/2013	Organic	Phenol-d5	n/a	=	22	%	EPA 625	-88	-88	5	73	
2012/13-5	MO-OJA	srgt matrix spike	5/10/2013	Organic	Phenol-d5	n/a	=	1.14	µg/L	EPA 8270Cm	-88	-88			GN
2012/13-5	MO-OJA	srgt matrix spike, rec	5/10/2013	Organic	Phenol-d5	n/a	=	11	%	EPA 8270Cm	-88	-88	13	58	GN
2012/13-5	MO-OJA	srgt matrix spike dup	5/10/2013	Organic	Phenol-d5	n/a	=	1.82	µg/L	EPA 8270Cm	-88	-88			
2012/13-5	MO-OJA	srgt matrix spike dup, rec	5/10/2013	Organic	Phenol-d5	n/a	=	18	%	EPA 8270Cm	-88	-88	13	58	
2012/13-5	MO-OJA	srgt environ	5/10/2013	Organic	Phenol-d5	n/a	=	2.03	µg/L	EPA 8270Cm	-88	-88			
2012/13-5	MO-OJA	srgt environ, rec	5/10/2013	Organic	Phenol-d5	n/a	=	20	%	EPA 8270Cm	-88	-88	13	58	
2012/13-5	MO-OJA	srgt matrix spike	5/15/2013	Organic	Phenol-d5	n/a	=	17.9	µg/L	EPA 625	-88	-88			
2012/13-5	MO-OJA	srgt matrix spike, rec	5/15/2013	Organic	Phenol-d5	n/a	=	18	%	EPA 625	-88	-88	5	73	
2012/13-5	MO-OJA	srgt matrix spike dup	5/15/2013	Organic	Phenol-d5	n/a	=	20.5	µg/L	EPA 625	-88	-88			
2012/13-5	MO-OJA	srgt matrix spike dup, rec	5/15/2013	Organic	Phenol-d5	n/a	=	20	%	EPA 625	-88	-88	5	73	
2012/13-5	MO-OJA	srgt environ	5/15/2013	Organic	Phenol-d5	n/a	=	19.5	µg/L	EPA 625	-88	-88			
2012/13-5	MO-OJA	srgt environ, rec	5/15/2013	Organic	Phenol-d5	n/a	=	19	%	EPA 625	-88	-88	5	73	
2012/13-5	MO-OXN	srgt environ	5/7/2013	Organic	Phenol-d5	n/a	=	25	µg/L	EPA 625	-88	-88			
2012/13-5	MO-OXN	srgt environ, rec	5/7/2013	Organic	Phenol-d5	n/a	=	25	%	EPA 625	-88	-88	5	73	
2012/13-5	MO-OXN	srgt environ	5/10/2013	Organic	Phenol-d5	n/a	=	1.73	µg/L	EPA 8270Cm	-88	-88			
2012/13-5	MO-OXN	srgt environ, rec	5/10/2013	Organic	Phenol-d5	n/a	=	17	%	EPA 8270Cm	-88	-88	13	58	
2012/13-5	MO-SIM	srgt environ	6/12/2013	Organic	Phenol-d5	n/a	=	26.7	µg/L	EPA 625	-88	-88			
2012/13-5	MO-SIM	srgt environ, rec	6/12/2013	Organic	Phenol-d5	n/a	=	27	%	EPA 625	-88	-88	5	73	
2012/13-5	MO-SIM	srgt environ	6/16/2013	Organic	Phenol-d5	n/a	=	2.69	µg/L	EPA 8270Cm	-88	-88			
2012/13-5	MO-SIM	srgt environ, rec	6/16/2013	Organic	Phenol-d5	n/a	=	27	%	EPA 8270Cm	-88	-88	13	58	
2012/13-5	MO-THO	srgt environ	6/12/2013	Organic	Phenol-d5	n/a	=	24.9	µg/L	EPA 625	-88	-88			
2012/13-5	MO-THO	srgt environ, rec	6/12/2013	Organic	Phenol-d5	n/a	=	25	%	EPA 625	-88	-88	5	73	
2012/13-5	MO-THO	srgt environ	6/16/2013	Organic	Phenol-d5	n/a	=	2.47	µg/L	EPA 8270Cm	-88	-88			
2012/13-5	MO-THO	srgt environ, rec	6/16/2013	Organic	Phenol-d5	n/a	=	25	%	EPA 8270Cm	-88	-88	13	58	
2012/13-5	MO-VEN	srgt environ	5/7/2013	Organic	Phenol-d5	n/a	=	25.2	µg/L	EPA 625	-88	-88			
2012/13-5	MO-VEN	srgt environ, rec	5/7/2013	Organic	Phenol-d5	n/a	=	25	%	EPA 625	-88	-88	5	73	
2012/13-5	MO-VEN	srgt environ	5/10/2013	Organic	Phenol-d5	n/a	=	1.56	µg/L	EPA 8270Cm	-88	-88			
2012/13-5	MO-VEN	srgt environ, rec	5/10/2013	Organic	Phenol-d5	n/a	=	16	%	EPA 8270Cm	-88	-88	13	58	
2012/13-5	Lab	srgt LCS dup	5/6/2013	Organic	p-Terphenyl-d14	n/a	=	33.7	µg/L	EPA 625	-88	-88			
2012/13-5	Lab	srgt LCS dup, rec	5/6/2013	Organic	p-Terphenyl-d14	n/a	=	67	%	EPA 625	-88	-88	5	110	
2012/13-5	Lab	srgt method blank	5/6/2013	Organic	p-Terphenyl-d14	n/a	=	36.9	µg/L	EPA 625	-88	-88			
2012/13-5	Lab	srgt method blank, rec	5/6/2013	Organic	p-Terphenyl-d14	n/a	=	74	%	EPA 625	-88	-88	5	110	
2012/13-5	Lab	srgt LCS	5/6/2013	Organic	p-Terphenyl-d14	n/a	=	38.9	µg/L	EPA 625	-88	-88			
2012/13-5	Lab	srgt LCS, rec	5/6/2013	Organic	p-Terphenyl-d14	n/a	=	78	%	EPA 625	-88	-88	5	110	
2012/13-5	Lab	srgt method blank	5/11/2013	Organic	p-Terphenyl-d14	n/a	=	2.77	µg/L	EPA 8270Cm	-88	-88			

Appendix F
Laboratory QA/QC Analysis Results

Event ID	Site ID	QAQC Sample Type	Analysis Date	Classification	Constituent	Fraction	Sign	Result	Units	Method	MDL	RL	QA Limit		DQOComp
													Min	Max	
2012/13-5	Lab	srgt method blank, rec	5/11/2013	Organic	p-Terphenyl-d14	n/a	=	55	%	EPA 8270Cm	-88	-88	19	134	
2012/13-5	Lab	srgt LCS	5/11/2013	Organic	p-Terphenyl-d14	n/a	=	3.37	µg/L	EPA 8270Cm	-88	-88			
2012/13-5	Lab	srgt LCS, rec	5/11/2013	Organic	p-Terphenyl-d14	n/a	=	67	%	EPA 8270Cm	-88	-88	19	134	
2012/13-5	Lab	srgt LCS dup	5/11/2013	Organic	p-Terphenyl-d14	n/a	=	3.1	µg/L	EPA 8270Cm	-88	-88			
2012/13-5	Lab	srgt LCS dup, rec	5/11/2013	Organic	p-Terphenyl-d14	n/a	=	62	%	EPA 8270Cm	-88	-88	19	134	
2012/13-5	Lab	srgt method blank	5/11/2013	Organic	p-Terphenyl-d14	n/a	=	3.61	µg/L	EPA 8270Cm	-88	-88			
2012/13-5	Lab	srgt method blank, rec	5/11/2013	Organic	p-Terphenyl-d14	n/a	=	72	%	EPA 8270Cm	-88	-88	19	134	
2012/13-5	Lab	srgt LCS	5/11/2013	Organic	p-Terphenyl-d14	n/a	=	4.03	µg/L	EPA 8270Cm	-88	-88			
2012/13-5	Lab	srgt LCS, rec	5/11/2013	Organic	p-Terphenyl-d14	n/a	=	81	%	EPA 8270Cm	-88	-88	19	134	
2012/13-5	Lab	srgt method blank	5/15/2013	Organic	p-Terphenyl-d14	n/a	=	45.6	µg/L	EPA 625	-88	-88			
2012/13-5	Lab	srgt method blank, rec	5/15/2013	Organic	p-Terphenyl-d14	n/a	=	91	%	EPA 625	-88	-88	5	110	
2012/13-5	Lab	srgt LCS	5/15/2013	Organic	p-Terphenyl-d14	n/a	=	33.9	µg/L	EPA 625	-88	-88			
2012/13-5	Lab	srgt LCS, rec	5/15/2013	Organic	p-Terphenyl-d14	n/a	=	68	%	EPA 625	-88	-88	5	110	
2012/13-5	Lab	srgt method blank	6/12/2013	Organic	p-Terphenyl-d14	n/a	=	31.4	µg/L	EPA 625	-88	-88			
2012/13-5	Lab	srgt method blank, rec	6/12/2013	Organic	p-Terphenyl-d14	n/a	=	63	%	EPA 625	-88	-88	5	110	
2012/13-5	Lab	srgt LCS	6/12/2013	Organic	p-Terphenyl-d14	n/a	=	33.4	µg/L	EPA 625	-88	-88			
2012/13-5	Lab	srgt LCS, rec	6/12/2013	Organic	p-Terphenyl-d14	n/a	=	67	%	EPA 625	-88	-88	5	110	
2012/13-5	Lab	srgt method blank	6/18/2013	Organic	p-Terphenyl-d14	n/a	=	3.16	µg/L	EPA 8270Cm	-88	-88			
2012/13-5	Lab	srgt method blank, rec	6/18/2013	Organic	p-Terphenyl-d14	n/a	=	63	%	EPA 8270Cm	-88	-88	19	134	
2012/13-5	Lab	srgt LCS	6/18/2013	Organic	p-Terphenyl-d14	n/a	=	2.93	µg/L	EPA 8270Cm	-88	-88			
2012/13-5	Lab	srgt LCS, rec	6/18/2013	Organic	p-Terphenyl-d14	n/a	=	59	%	EPA 8270Cm	-88	-88	19	134	
2012/13-5	ME-CC	srgt matrix spike	6/12/2013	Organic	p-Terphenyl-d14	n/a	=	38.6	µg/L	EPA 625	-88	-88			
2012/13-5	ME-CC	srgt matrix spike, rec	6/12/2013	Organic	p-Terphenyl-d14	n/a	=	77	%	EPA 625	-88	-88	5	110	
2012/13-5	ME-CC	srgt matrix spike dup	6/12/2013	Organic	p-Terphenyl-d14	n/a	=	43.7	µg/L	EPA 625	-88	-88			
2012/13-5	ME-CC	srgt matrix spike dup, rec	6/12/2013	Organic	p-Terphenyl-d14	n/a	=	87	%	EPA 625	-88	-88	5	110	
2012/13-5	ME-CC	srgt environ	6/12/2013	Organic	p-Terphenyl-d14	n/a	=	42.8	µg/L	EPA 625	-88	-88			
2012/13-5	ME-CC	srgt environ, rec	6/12/2013	Organic	p-Terphenyl-d14	n/a	=	86	%	EPA 625	-88	-88	5	110	
2012/13-5	ME-CC	srgt matrix spike	6/18/2013	Organic	p-Terphenyl-d14	n/a	=	4.28	µg/L	EPA 8270Cm	-88	-88			
2012/13-5	ME-CC	srgt matrix spike, rec	6/18/2013	Organic	p-Terphenyl-d14	n/a	=	86	%	EPA 8270Cm	-88	-88	19	134	
2012/13-5	ME-CC	srgt matrix spike dup	6/18/2013	Organic	p-Terphenyl-d14	n/a	=	3.48	µg/L	EPA 8270Cm	-88	-88			
2012/13-5	ME-CC	srgt matrix spike dup, rec	6/18/2013	Organic	p-Terphenyl-d14	n/a	=	70	%	EPA 8270Cm	-88	-88	19	134	
2012/13-5	ME-CC	srgt environ	6/18/2013	Organic	p-Terphenyl-d14	n/a	=	3.52	µg/L	EPA 8270Cm	-88	-88			
2012/13-5	ME-CC	srgt environ, rec	6/18/2013	Organic	p-Terphenyl-d14	n/a	=	70	%	EPA 8270Cm	-88	-88	19	134	
2012/13-5	ME-SCR	srgt environ	5/6/2013	Organic	p-Terphenyl-d14	n/a	=	27.6	µg/L	EPA 625	-88	-88			
2012/13-5	ME-SCR	srgt environ, rec	5/6/2013	Organic	p-Terphenyl-d14	n/a	=	55	%	EPA 625	-88	-88	5	110	
2012/13-5	ME-SCR	srgt environ	5/11/2013	Organic	p-Terphenyl-d14	n/a	=	3.21	µg/L	EPA 8270Cm	-88	-88			
2012/13-5	ME-SCR	srgt environ, rec	5/11/2013	Organic	p-Terphenyl-d14	n/a	=	64	%	EPA 8270Cm	-88	-88	19	134	
2012/13-5	ME-VR2	srgt environ	5/11/2013	Organic	p-Terphenyl-d14	n/a	=	3.91	µg/L	EPA 8270Cm	-88	-88			
2012/13-5	ME-VR2	srgt environ, rec	5/11/2013	Organic	p-Terphenyl-d14	n/a	=	78	%	EPA 8270Cm	-88	-88	19	134	
2012/13-5	ME-VR2	srgt environ	5/15/2013	Organic	p-Terphenyl-d14	n/a	=	35.3	µg/L	EPA 625	-88	-88			
2012/13-5	ME-VR2	srgt environ, rec	5/15/2013	Organic	p-Terphenyl-d14	n/a	=	71	%	EPA 625	-88	-88	5	110	
2012/13-5	MO-CAM	srgt environ	6/12/2013	Organic	p-Terphenyl-d14	n/a	=	33.6	µg/L	EPA 625	-88	-88			
2012/13-5	MO-CAM	srgt environ, rec	6/12/2013	Organic	p-Terphenyl-d14	n/a	=	67	%	EPA 625	-88	-88	5	110	
2012/13-5	MO-CAM	srgt environ	6/18/2013	Organic	p-Terphenyl-d14	n/a	=	3.19	µg/L	EPA 8270Cm	-88	-88			
2012/13-5	MO-CAM	srgt environ, rec	6/18/2013	Organic	p-Terphenyl-d14	n/a	=	64	%	EPA 8270Cm	-88	-88	19	134	
2012/13-5	MO-FIL	srgt environ	5/7/2013	Organic	p-Terphenyl-d14	n/a	=	33.9	µg/L	EPA 625	-88	-88			
2012/13-5	MO-FIL	srgt environ, rec	5/7/2013	Organic	p-Terphenyl-d14	n/a	=	68	%	EPA 625	-88	-88	5	110	

Appendix F
Laboratory QA/QC Analysis Results

Event ID	Site ID	QAQC Sample Type	Analysis Date	Classification	Constituent	Fraction	Sign	Result	Units	Method	MDL	RL	QA Limit		DQOComp
													Min	Max	
2012/13-5	MO-FIL	srgt environ	5/11/2013	Organic	p-Terphenyl-d14	n/a	=	3.98	µg/L	EPA 8270Cm	-88	-88			
2012/13-5	MO-FIL	srgt environ, rec	5/11/2013	Organic	p-Terphenyl-d14	n/a	=	80	%	EPA 8270Cm	-88	-88	19	134	
2012/13-5	MO-HUE	srgt environ	5/11/2013	Organic	p-Terphenyl-d14	n/a	=	3.63	µg/L	EPA 8270Cm	-88	-88			
2012/13-5	MO-HUE	srgt environ, rec	5/11/2013	Organic	p-Terphenyl-d14	n/a	=	73	%	EPA 8270Cm	-88	-88	19	134	
2012/13-5	MO-HUE	srgt environ	5/15/2013	Organic	p-Terphenyl-d14	n/a	=	38.7	µg/L	EPA 625	-88	-88			
2012/13-5	MO-HUE	srgt environ, rec	5/15/2013	Organic	p-Terphenyl-d14	n/a	=	77	%	EPA 625	-88	-88	5	110	
2012/13-5	MO-OJA	srgt matrix spike	5/11/2013	Organic	p-Terphenyl-d14	n/a	=	1.4	µg/L	EPA 8270Cm	-88	-88			
2012/13-5	MO-OJA	srgt matrix spike, rec	5/11/2013	Organic	p-Terphenyl-d14	n/a	=	28	%	EPA 8270Cm	-88	-88	19	134	
2012/13-5	MO-OJA	srgt matrix spike dup	5/11/2013	Organic	p-Terphenyl-d14	n/a	=	1.84	µg/L	EPA 8270Cm	-88	-88			
2012/13-5	MO-OJA	srgt matrix spike dup, rec	5/11/2013	Organic	p-Terphenyl-d14	n/a	=	37	%	EPA 8270Cm	-88	-88	19	134	
2012/13-5	MO-OJA	srgt environ	5/11/2013	Organic	p-Terphenyl-d14	n/a	=	3.34	µg/L	EPA 8270Cm	-88	-88			
2012/13-5	MO-OJA	srgt environ, rec	5/11/2013	Organic	p-Terphenyl-d14	n/a	=	67	%	EPA 8270Cm	-88	-88	19	134	
2012/13-5	MO-OJA	srgt matrix spike	5/15/2013	Organic	p-Terphenyl-d14	n/a	=	34.4	µg/L	EPA 625	-88	-88			
2012/13-5	MO-OJA	srgt matrix spike, rec	5/15/2013	Organic	p-Terphenyl-d14	n/a	=	69	%	EPA 625	-88	-88	5	110	
2012/13-5	MO-OJA	srgt matrix spike dup	5/15/2013	Organic	p-Terphenyl-d14	n/a	=	36.7	µg/L	EPA 625	-88	-88			
2012/13-5	MO-OJA	srgt matrix spike dup, rec	5/15/2013	Organic	p-Terphenyl-d14	n/a	=	73	%	EPA 625	-88	-88	5	110	
2012/13-5	MO-OJA	srgt environ	5/15/2013	Organic	p-Terphenyl-d14	n/a	=	34	µg/L	EPA 625	-88	-88			
2012/13-5	MO-OJA	srgt environ, rec	5/15/2013	Organic	p-Terphenyl-d14	n/a	=	68	%	EPA 625	-88	-88	5	110	
2012/13-5	MO-OXN	srgt environ	5/7/2013	Organic	p-Terphenyl-d14	n/a	=	30.4	µg/L	EPA 625	-88	-88			
2012/13-5	MO-OXN	srgt environ, rec	5/7/2013	Organic	p-Terphenyl-d14	n/a	=	61	%	EPA 625	-88	-88	5	110	
2012/13-5	MO-OXN	srgt environ	5/11/2013	Organic	p-Terphenyl-d14	n/a	=	2.85	µg/L	EPA 8270Cm	-88	-88			
2012/13-5	MO-OXN	srgt environ, rec	5/11/2013	Organic	p-Terphenyl-d14	n/a	=	57	%	EPA 8270Cm	-88	-88	19	134	
2012/13-5	MO-SIM	srgt environ	6/12/2013	Organic	p-Terphenyl-d14	n/a	=	39.4	µg/L	EPA 625	-88	-88			
2012/13-5	MO-SIM	srgt environ, rec	6/12/2013	Organic	p-Terphenyl-d14	n/a	=	79	%	EPA 625	-88	-88	5	110	
2012/13-5	MO-SIM	srgt environ	6/18/2013	Organic	p-Terphenyl-d14	n/a	=	3.58	µg/L	EPA 8270Cm	-88	-88			
2012/13-5	MO-SIM	srgt environ, rec	6/18/2013	Organic	p-Terphenyl-d14	n/a	=	72	%	EPA 8270Cm	-88	-88	19	134	
2012/13-5	MO-THO	srgt environ	6/12/2013	Organic	p-Terphenyl-d14	n/a	=	37.9	µg/L	EPA 625	-88	-88			
2012/13-5	MO-THO	srgt environ, rec	6/12/2013	Organic	p-Terphenyl-d14	n/a	=	76	%	EPA 625	-88	-88	5	110	
2012/13-5	MO-THO	srgt environ	6/18/2013	Organic	p-Terphenyl-d14	n/a	=	3.51	µg/L	EPA 8270Cm	-88	-88			
2012/13-5	MO-THO	srgt environ, rec	6/18/2013	Organic	p-Terphenyl-d14	n/a	=	70	%	EPA 8270Cm	-88	-88	19	134	
2012/13-5	MO-VEN	srgt environ	5/7/2013	Organic	p-Terphenyl-d14	n/a	=	22.5	µg/L	EPA 625	-88	-88			
2012/13-5	MO-VEN	srgt environ, rec	5/7/2013	Organic	p-Terphenyl-d14	n/a	=	45	%	EPA 625	-88	-88	5	110	
2012/13-5	MO-VEN	srgt environ	5/11/2013	Organic	p-Terphenyl-d14	n/a	=	1.87	µg/L	EPA 8270Cm	-88	-88			
2012/13-5	MO-VEN	srgt environ, rec	5/11/2013	Organic	p-Terphenyl-d14	n/a	=	37	%	EPA 8270Cm	-88	-88	19	134	
2012/13-5	Lab	method blank	5/11/2013	Organic	Pyrene	n/a	<	0.1	µg/L	EPA 8270Cm	0.1	0.1			
2012/13-5	Lab	LCS	5/11/2013	Organic	Pyrene	n/a	=	6.58	µg/L	EPA 8270Cm	0.1	0.1			
2012/13-5	Lab	LCS, rec	5/11/2013	Organic	Pyrene	n/a	=	66	%	EPA 8270Cm	-88	-88	52	115	
2012/13-5	Lab	LCS dup	5/11/2013	Organic	Pyrene	n/a	=	5.83	µg/L	EPA 8270Cm	0.1	0.1			
2012/13-5	Lab	LCS dup, rec	5/11/2013	Organic	Pyrene	n/a	=	58	%	EPA 8270Cm	-88	-88	52	115	
2012/13-5	Lab	LCS, RPD	5/11/2013	Organic	Pyrene	n/a	=	12	%	EPA 8270Cm	-88	-88	0	30	
2012/13-5	Lab	method blank	5/11/2013	Organic	Pyrene	n/a	<	0.1	µg/L	EPA 8270Cm	0.1	0.1			
2012/13-5	Lab	LCS	5/11/2013	Organic	Pyrene	n/a	=	7.39	µg/L	EPA 8270Cm	0.1	0.1			
2012/13-5	Lab	LCS, rec	5/11/2013	Organic	Pyrene	n/a	=	74	%	EPA 8270Cm	-88	-88	52	115	
2012/13-5	Lab	method blank	6/18/2013	Organic	Pyrene	n/a	<	0.1	µg/L	EPA 8270Cm	0.1	0.1			
2012/13-5	Lab	LCS	6/18/2013	Organic	Pyrene	n/a	=	5.84	µg/L	EPA 8270Cm	0.1	0.1			
2012/13-5	Lab	LCS, rec	6/18/2013	Organic	Pyrene	n/a	=	58	%	EPA 8270Cm	-88	-88	52	115	
2012/13-5	ME-CC	matrix spike	6/18/2013	Organic	Pyrene	n/a	=	7.34	µg/L	EPA 8270Cm	0.1	0.1			

Appendix F
Laboratory QA/QC Analysis Results

Event ID	Site ID	QAQC Sample Type	Analysis Date	Classification	Constituent	Fraction	Sign	Result	Units	Method	MDL	RL	QA Limit		DQOComp
													Min	Max	
2012/13-5	ME-CC	matrix spike, rec	6/18/2013	Organic	Pyrene	n/a	=	73	%	EPA 8270Cm	-88	-88	52	115	
2012/13-5	ME-CC	matrix spike dup	6/18/2013	Organic	Pyrene	n/a	=	6.62	µg/L	EPA 8270Cm	0.1	0.1			
2012/13-5	ME-CC	matrix spike dup, rec	6/18/2013	Organic	Pyrene	n/a	=	66	%	EPA 8270Cm	-88	-88	52	115	
2012/13-5	ME-CC	matrix spike, RPD	6/18/2013	Organic	Pyrene	n/a	=	10	%	EPA 8270Cm	-88	-88	0	30	
2012/13-5	MO-OJA	matrix spike	5/11/2013	Organic	Pyrene	n/a	=	2.76	µg/L	EPA 8270Cm	0.1	0.1			GB
2012/13-5	MO-OJA	matrix spike, rec	5/11/2013	Organic	Pyrene	n/a	=	28	%	EPA 8270Cm	-88	-88	52	115	GB
2012/13-5	MO-OJA	matrix spike dup	5/11/2013	Organic	Pyrene	n/a	=	3.42	µg/L	EPA 8270Cm	0.1	0.1			GB
2012/13-5	MO-OJA	matrix spike dup, rec	5/11/2013	Organic	Pyrene	n/a	=	34	%	EPA 8270Cm	-88	-88	52	115	GB
2012/13-5	MO-OJA	matrix spike, RPD	5/11/2013	Organic	Pyrene	n/a	=	22	%	EPA 8270Cm	-88	-88	0	30	
2012/13-5	Lab	srgt method blank	5/8/2013	Organic	Tetrachloro-m-xylene (TCMX)	n/a	=	0.0793	µg/L	EPA 608	-88	-88			
2012/13-5	Lab	srgt method blank, rec	5/8/2013	Organic	Tetrachloro-m-xylene (TCMX)	n/a	=	79	%	EPA 608	-88	-88	12	117	
2012/13-5	Lab	srgt LCS	5/8/2013	Organic	Tetrachloro-m-xylene (TCMX)	n/a	=	0.0774	µg/L	EPA 608	-88	-88			
2012/13-5	Lab	srgt LCS, rec	5/8/2013	Organic	Tetrachloro-m-xylene (TCMX)	n/a	=	77	%	EPA 608	-88	-88	12	117	
2012/13-5	Lab	srgt LCS dup	5/8/2013	Organic	Tetrachloro-m-xylene (TCMX)	n/a	=	0.094	µg/L	EPA 608	-88	-88			
2012/13-5	Lab	srgt LCS dup, rec	5/8/2013	Organic	Tetrachloro-m-xylene (TCMX)	n/a	=	94	%	EPA 608	-88	-88	12	117	
2012/13-5	Lab	srgt method blank	5/11/2013	Organic	Tetrachloro-m-xylene (TCMX)	n/a	=	0.0738	µg/L	EPA 608	-88	-88			
2012/13-5	Lab	srgt method blank, rec	5/11/2013	Organic	Tetrachloro-m-xylene (TCMX)	n/a	=	74	%	EPA 608	-88	-88	12	117	
2012/13-5	Lab	srgt LCS	5/11/2013	Organic	Tetrachloro-m-xylene (TCMX)	n/a	=	0.0816	µg/L	EPA 608	-88	-88			
2012/13-5	Lab	srgt LCS, rec	5/11/2013	Organic	Tetrachloro-m-xylene (TCMX)	n/a	=	82	%	EPA 608	-88	-88	12	117	
2012/13-5	Lab	srgt method blank	6/16/2013	Organic	Tetrachloro-m-xylene (TCMX)	n/a	=	0.0699	µg/L	EPA 608	-88	-88			
2012/13-5	Lab	srgt method blank, rec	6/16/2013	Organic	Tetrachloro-m-xylene (TCMX)	n/a	=	70	%	EPA 608	-88	-88	12	117	
2012/13-5	Lab	srgt LCS	6/16/2013	Organic	Tetrachloro-m-xylene (TCMX)	n/a	=	0.0724	µg/L	EPA 608	-88	-88			
2012/13-5	Lab	srgt LCS, rec	6/16/2013	Organic	Tetrachloro-m-xylene (TCMX)	n/a	=	72	%	EPA 608	-88	-88	12	117	
2012/13-5	ME-CC	srgt matrix spike	6/16/2013	Organic	Tetrachloro-m-xylene (TCMX)	n/a	=	0.0852	µg/L	EPA 608	-88	-88			
2012/13-5	ME-CC	srgt matrix spike, rec	6/16/2013	Organic	Tetrachloro-m-xylene (TCMX)	n/a	=	85	%	EPA 608	-88	-88	12	117	
2012/13-5	ME-CC	srgt matrix spike dup	6/16/2013	Organic	Tetrachloro-m-xylene (TCMX)	n/a	=	0.0792	µg/L	EPA 608	-88	-88			
2012/13-5	ME-CC	srgt matrix spike dup, rec	6/16/2013	Organic	Tetrachloro-m-xylene (TCMX)	n/a	=	79	%	EPA 608	-88	-88	12	117	
2012/13-5	ME-CC	srgt environ	6/16/2013	Organic	Tetrachloro-m-xylene (TCMX)	n/a	=	0.0854	µg/L	EPA 608	-88	-88			
2012/13-5	ME-CC	srgt environ, rec	6/16/2013	Organic	Tetrachloro-m-xylene (TCMX)	n/a	=	85	%	EPA 608	-88	-88	12	117	
2012/13-5	ME-SCR	srgt environ	5/8/2013	Organic	Tetrachloro-m-xylene (TCMX)	n/a	=	0.0922	µg/L	EPA 608	-88	-88			
2012/13-5	ME-SCR	srgt environ, rec	5/8/2013	Organic	Tetrachloro-m-xylene (TCMX)	n/a	=	92	%	EPA 608	-88	-88	12	117	
2012/13-5	ME-VR2	srgt environ	5/11/2013	Organic	Tetrachloro-m-xylene (TCMX)	n/a	=	0.103	µg/L	EPA 608	-88	-88			
2012/13-5	ME-VR2	srgt environ, rec	5/11/2013	Organic	Tetrachloro-m-xylene (TCMX)	n/a	=	103	%	EPA 608	-88	-88	12	117	
2012/13-5	MO-CAM	srgt environ	6/16/2013	Organic	Tetrachloro-m-xylene (TCMX)	n/a	=	0.0379	µg/L	EPA 608	-88	-88			
2012/13-5	MO-CAM	srgt environ, rec	6/16/2013	Organic	Tetrachloro-m-xylene (TCMX)	n/a	=	38	%	EPA 608	-88	-88	12	117	
2012/13-5	MO-FIL	srgt environ	5/8/2013	Organic	Tetrachloro-m-xylene (TCMX)	n/a	=	0.0879	µg/L	EPA 608	-88	-88			
2012/13-5	MO-FIL	srgt environ, rec	5/8/2013	Organic	Tetrachloro-m-xylene (TCMX)	n/a	=	88	%	EPA 608	-88	-88	12	117	
2012/13-5	MO-HUE	srgt environ	5/11/2013	Organic	Tetrachloro-m-xylene (TCMX)	n/a	=	0.118	µg/L	EPA 608	-88	-88			GN
2012/13-5	MO-HUE	srgt environ, rec	5/11/2013	Organic	Tetrachloro-m-xylene (TCMX)	n/a	=	118	%	EPA 608	-88	-88	12	117	GN
2012/13-5	MO-OJA	srgt matrix spike	5/11/2013	Organic	Tetrachloro-m-xylene (TCMX)	n/a	=	0.0494	µg/L	EPA 608	-88	-88			
2012/13-5	MO-OJA	srgt matrix spike, rec	5/11/2013	Organic	Tetrachloro-m-xylene (TCMX)	n/a	=	49	%	EPA 608	-88	-88	12	117	
2012/13-5	MO-OJA	srgt matrix spike dup	5/11/2013	Organic	Tetrachloro-m-xylene (TCMX)	n/a	=	0.0554	µg/L	EPA 608	-88	-88			
2012/13-5	MO-OJA	srgt matrix spike dup, rec	5/11/2013	Organic	Tetrachloro-m-xylene (TCMX)	n/a	=	55	%	EPA 608	-88	-88	12	117	
2012/13-5	MO-OJA	srgt environ	5/11/2013	Organic	Tetrachloro-m-xylene (TCMX)	n/a	=	0.0491	µg/L	EPA 608	-88	-88			
2012/13-5	MO-OJA	srgt environ, rec	5/11/2013	Organic	Tetrachloro-m-xylene (TCMX)	n/a	=	49	%	EPA 608	-88	-88	12	117	
2012/13-5	MO-OXN	srgt environ	5/8/2013	Organic	Tetrachloro-m-xylene (TCMX)	n/a	=	0.0248	µg/L	EPA 608	-88	-88			
2012/13-5	MO-OXN	srgt environ, rec	5/8/2013	Organic	Tetrachloro-m-xylene (TCMX)	n/a	=	25	%	EPA 608	-88	-88	12	117	

Appendix F
Laboratory QA/QC Analysis Results

Event ID	Site ID	QAQC Sample Type	Analysis Date	Classification	Constituent	Fraction	Sign	Result	Units	Method	MDL	RL	QA Limit		DQOComp
													Min	Max	
2012/13-5	MO-SIM	srgt environ	6/16/2013	Organic	Tetrachloro-m-xylene (TCMX)	n/a	=	0.0858	µg/L	EPA 608	-88	-88			
2012/13-5	MO-SIM	srgt environ, rec	6/16/2013	Organic	Tetrachloro-m-xylene (TCMX)	n/a	=	86	%	EPA 608	-88	-88	12	117	
2012/13-5	MO-THO	srgt environ	6/16/2013	Organic	Tetrachloro-m-xylene (TCMX)	n/a	=	0.0844	µg/L	EPA 608	-88	-88			
2012/13-5	MO-THO	srgt environ, rec	6/16/2013	Organic	Tetrachloro-m-xylene (TCMX)	n/a	=	84	%	EPA 608	-88	-88	12	117	
2012/13-5	MO-VEN	srgt environ	5/8/2013	Organic	Tetrachloro-m-xylene (TCMX)	n/a	=	0.0464	µg/L	EPA 608	-88	-88			
2012/13-5	MO-VEN	srgt environ, rec	5/8/2013	Organic	Tetrachloro-m-xylene (TCMX)	n/a	=	46	%	EPA 608	-88	-88	12	117	
2012/13-5	000NONPJ	srgt matrix spike	5/1/2013	Organic	Toluene-d8	n/a	=	52.2	µg/L	EPA 624	-88	-88			
2012/13-5	000NONPJ	srgt matrix spike, rec	5/1/2013	Organic	Toluene-d8	n/a	=	104	%	EPA 624	-88	-88	92	112	
2012/13-5	000NONPJ	srgt matrix spike dup	5/1/2013	Organic	Toluene-d8	n/a	=	51.8	µg/L	EPA 624	-88	-88			
2012/13-5	000NONPJ	srgt matrix spike dup, rec	5/1/2013	Organic	Toluene-d8	n/a	=	104	%	EPA 624	-88	-88	92	112	
2012/13-5	Lab	srgt LCS	4/24/2013	Organic	Toluene-d8	n/a	=	50.9	µg/L	EPA 624	-88	-88			
2012/13-5	Lab	srgt LCS, rec	4/24/2013	Organic	Toluene-d8	n/a	=	102	%	EPA 624	-88	-88	92	112	
2012/13-5	Lab	srgt LCS dup	4/24/2013	Organic	Toluene-d8	n/a	=	50.6	µg/L	EPA 624	-88	-88			
2012/13-5	Lab	srgt LCS dup, rec	4/24/2013	Organic	Toluene-d8	n/a	=	101	%	EPA 624	-88	-88	92	112	
2012/13-5	Lab	srgt method blank	4/24/2013	Organic	Toluene-d8	n/a	=	51.2	µg/L	EPA 624	-88	-88			
2012/13-5	Lab	srgt method blank, rec	4/24/2013	Organic	Toluene-d8	n/a	=	102	%	EPA 624	-88	-88	92	112	
2012/13-5	Lab	srgt LCS	5/1/2013	Organic	Toluene-d8	n/a	=	50.3	µg/L	EPA 624	-88	-88			
2012/13-5	Lab	srgt LCS, rec	5/1/2013	Organic	Toluene-d8	n/a	=	101	%	EPA 624	-88	-88	92	112	
2012/13-5	Lab	srgt LCS dup	5/1/2013	Organic	Toluene-d8	n/a	=	50.7	µg/L	EPA 624	-88	-88			
2012/13-5	Lab	srgt LCS dup, rec	5/1/2013	Organic	Toluene-d8	n/a	=	101	%	EPA 624	-88	-88	92	112	
2012/13-5	Lab	srgt method blank	5/1/2013	Organic	Toluene-d8	n/a	=	51.8	µg/L	EPA 624	-88	-88			
2012/13-5	Lab	srgt method blank, rec	5/1/2013	Organic	Toluene-d8	n/a	=	104	%	EPA 624	-88	-88	92	112	
2012/13-5	ME-SCR	srgt environ	4/25/2013	Organic	Toluene-d8	n/a	=	52.6	µg/L	EPA 624	-88	-88			
2012/13-5	ME-SCR	srgt environ, rec	4/25/2013	Organic	Toluene-d8	n/a	=	105	%	EPA 624	-88	-88	92	112	
2012/13-5	ME-VR2	srgt environ	5/1/2013	Organic	Toluene-d8	n/a	=	52.7	µg/L	EPA 624	-88	-88			
2012/13-5	ME-VR2	srgt environ, rec	5/1/2013	Organic	Toluene-d8	n/a	=	105	%	EPA 624	-88	-88	92	112	
2012/13-5	MO-FIL	srgt environ	4/25/2013	Organic	Toluene-d8	n/a	=	51.9	µg/L	EPA 624	-88	-88			
2012/13-5	MO-FIL	srgt environ, rec	4/25/2013	Organic	Toluene-d8	n/a	=	104	%	EPA 624	-88	-88	92	112	
2012/13-5	MO-HUE	srgt environ	5/1/2013	Organic	Toluene-d8	n/a	=	53.3	µg/L	EPA 624	-88	-88			
2012/13-5	MO-HUE	srgt environ, rec	5/1/2013	Organic	Toluene-d8	n/a	=	107	%	EPA 624	-88	-88	92	112	
2012/13-5	MO-OJA	srgt environ	5/1/2013	Organic	Toluene-d8	n/a	=	53.1	µg/L	EPA 624	-88	-88			
2012/13-5	MO-OJA	srgt environ, rec	5/1/2013	Organic	Toluene-d8	n/a	=	106	%	EPA 624	-88	-88	92	112	
2012/13-5	MO-OXN	srgt environ	4/25/2013	Organic	Toluene-d8	n/a	=	52.9	µg/L	EPA 624	-88	-88			
2012/13-5	MO-OXN	srgt environ, rec	4/25/2013	Organic	Toluene-d8	n/a	=	106	%	EPA 624	-88	-88	92	112	
2012/13-5	MO-VEN	srgt environ	4/25/2013	Organic	Toluene-d8	n/a	=	52.5	µg/L	EPA 624	-88	-88			
2012/13-5	MO-VEN	srgt environ, rec	4/25/2013	Organic	Toluene-d8	n/a	=	105	%	EPA 624	-88	-88	92	112	
2012/13-5	Lab	srgt method blank	4/29/2013	Organic	Triphenylphosphate	n/a	=	0.489	µg/L	EPA 525.2	-88	-88			
2012/13-5	Lab	srgt method blank, rec	4/29/2013	Organic	Triphenylphosphate	n/a	=	98	%	EPA 525.2	-88	-88	71	150	
2012/13-5	Lab	srgt LCS	4/29/2013	Organic	Triphenylphosphate	n/a	=	0.531	µg/L	EPA 525.2	-88	-88			
2012/13-5	Lab	srgt LCS, rec	4/29/2013	Organic	Triphenylphosphate	n/a	=	106	%	EPA 525.2	-88	-88	71	150	
2012/13-5	Lab	srgt method blank	5/1/2013	Organic	Triphenylphosphate	n/a	=	4.37	µg/L	EPA 525.2	-88	-88			
2012/13-5	Lab	srgt method blank, rec	5/1/2013	Organic	Triphenylphosphate	n/a	=	87	%	EPA 525.2	-88	-88	71	150	
2012/13-5	Lab	srgt LCS	5/1/2013	Organic	Triphenylphosphate	n/a	=	5.48	µg/L	EPA 525.2	-88	-88			
2012/13-5	Lab	srgt LCS, rec	5/1/2013	Organic	Triphenylphosphate	n/a	=	110	%	EPA 525.2	-88	-88	71	150	
2012/13-5	Lab	srgt LCS dup	5/1/2013	Organic	Triphenylphosphate	n/a	=	5.83	µg/L	EPA 525.2	-88	-88			
2012/13-5	Lab	srgt LCS dup, rec	5/1/2013	Organic	Triphenylphosphate	n/a	=	117	%	EPA 525.2	-88	-88	71	150	
2012/13-5	Lab	srgt method blank	5/3/2013	Organic	Triphenylphosphate	n/a	=	4.77	µg/L	EPA 525.2	-88	-88			

Appendix F
Laboratory QA/QC Analysis Results

Event ID	Site ID	QAQC Sample Type	Analysis Date	Classification	Constituent	Fraction	Sign	Result	Units	Method	MDL	RL	QA Limit		DQOComp
													Min	Max	
2012/13-5	Lab	srgt method blank, rec	5/3/2013	Organic	Triphenylphosphate	n/a	=	95	%	EPA 525.2	-88	-88	71	150	
2012/13-5	Lab	srgt LCS	5/3/2013	Organic	Triphenylphosphate	n/a	=	5.62	µg/L	EPA 525.2	-88	-88			
2012/13-5	Lab	srgt LCS, rec	5/3/2013	Organic	Triphenylphosphate	n/a	=	112	%	EPA 525.2	-88	-88	71	150	
2012/13-5	Lab	srgt method blank	5/14/2013	Organic	Triphenylphosphate	n/a	=	0.502	µg/L	EPA 525.2	-88	-88			
2012/13-5	Lab	srgt method blank, rec	5/14/2013	Organic	Triphenylphosphate	n/a	=	100	%	EPA 525.2	-88	-88	71	150	
2012/13-5	Lab	srgt LCS	5/14/2013	Organic	Triphenylphosphate	n/a	=	0.536	µg/L	EPA 525.2	-88	-88			
2012/13-5	Lab	srgt LCS, rec	5/14/2013	Organic	Triphenylphosphate	n/a	=	107	%	EPA 525.2	-88	-88	71	150	
2012/13-5	Lab	srgt method blank	6/11/2013	Organic	Triphenylphosphate	n/a	=	5.11	µg/L	EPA 525.2	-88	-88			
2012/13-5	Lab	srgt method blank, rec	6/11/2013	Organic	Triphenylphosphate	n/a	=	102	%	EPA 525.2	-88	-88	71	150	
2012/13-5	Lab	srgt LCS	6/11/2013	Organic	Triphenylphosphate	n/a	=	5.75	µg/L	EPA 525.2	-88	-88			
2012/13-5	Lab	srgt LCS, rec	6/11/2013	Organic	Triphenylphosphate	n/a	=	115	%	EPA 525.2	-88	-88	71	150	
2012/13-5	Lab	srgt method blank	6/13/2013	Organic	Triphenylphosphate	n/a	=	0.565	µg/L	EPA 525.2	-88	-88			
2012/13-5	Lab	srgt method blank, rec	6/13/2013	Organic	Triphenylphosphate	n/a	=	113	%	EPA 525.2	-88	-88	71	150	
2012/13-5	Lab	srgt LCS	6/13/2013	Organic	Triphenylphosphate	n/a	=	0.584	µg/L	EPA 525.2	-88	-88			
2012/13-5	Lab	srgt LCS, rec	6/13/2013	Organic	Triphenylphosphate	n/a	=	117	%	EPA 525.2	-88	-88	71	150	
2012/13-5	ME-CC	srgt matrix spike	6/11/2013	Organic	Triphenylphosphate	n/a	=	6.17	µg/L	EPA 525.2	-88	-88			
2012/13-5	ME-CC	srgt matrix spike, rec	6/11/2013	Organic	Triphenylphosphate	n/a	=	123	%	EPA 525.2	-88	-88	71	150	
2012/13-5	ME-CC	srgt matrix spike dup	6/11/2013	Organic	Triphenylphosphate	n/a	=	6.51	µg/L	EPA 525.2	-88	-88			
2012/13-5	ME-CC	srgt matrix spike dup, rec	6/11/2013	Organic	Triphenylphosphate	n/a	=	130	%	EPA 525.2	-88	-88	71	150	
2012/13-5	ME-CC	srgt environ	6/11/2013	Organic	Triphenylphosphate	n/a	=	6.42	µg/L	EPA 525.2	-88	-88			
2012/13-5	ME-CC	srgt environ, rec	6/11/2013	Organic	Triphenylphosphate	n/a	=	128	%	EPA 525.2	-88	-88	71	150	
2012/13-5	ME-CC	srgt matrix spike	6/13/2013	Organic	Triphenylphosphate	n/a	=	0.462	µg/L	EPA 525.2	-88	-88			
2012/13-5	ME-CC	srgt matrix spike, rec	6/13/2013	Organic	Triphenylphosphate	n/a	=	92	%	EPA 525.2	-88	-88	71	150	
2012/13-5	ME-CC	srgt matrix spike dup	6/13/2013	Organic	Triphenylphosphate	n/a	=	0.482	µg/L	EPA 525.2	-88	-88			
2012/13-5	ME-CC	srgt matrix spike dup, rec	6/13/2013	Organic	Triphenylphosphate	n/a	=	96	%	EPA 525.2	-88	-88	71	150	
2012/13-5	ME-CC	srgt environ	6/13/2013	Organic	Triphenylphosphate	n/a	=	0.457	µg/L	EPA 525.2	-88	-88			
2012/13-5	ME-CC	srgt environ, rec	6/13/2013	Organic	Triphenylphosphate	n/a	=	91	%	EPA 525.2	-88	-88	71	150	
2012/13-5	ME-SCR	srgt environ	4/29/2013	Organic	Triphenylphosphate	n/a	=	0.459	µg/L	EPA 525.2	-88	-88			
2012/13-5	ME-SCR	srgt environ, rec	4/29/2013	Organic	Triphenylphosphate	n/a	=	92	%	EPA 525.2	-88	-88	71	150	
2012/13-5	ME-SCR	srgt environ	5/1/2013	Organic	Triphenylphosphate	n/a	=	4.17	µg/L	EPA 525.2	-88	-88			
2012/13-5	ME-SCR	srgt environ, rec	5/1/2013	Organic	Triphenylphosphate	n/a	=	83	%	EPA 525.2	-88	-88	71	150	
2012/13-5	ME-VR2	srgt environ	5/3/2013	Organic	Triphenylphosphate	n/a	=	4.88	µg/L	EPA 525.2	-88	-88			
2012/13-5	ME-VR2	srgt environ, rec	5/3/2013	Organic	Triphenylphosphate	n/a	=	98	%	EPA 525.2	-88	-88	71	150	
2012/13-5	ME-VR2	srgt environ	5/14/2013	Organic	Triphenylphosphate	n/a	=	0.237	µg/L	EPA 525.2	-88	-88			GN
2012/13-5	ME-VR2	srgt environ, rec	5/14/2013	Organic	Triphenylphosphate	n/a	=	47	%	EPA 525.2	-88	-88	71	150	GN
2012/13-5	MO-CAM	srgt environ	6/11/2013	Organic	Triphenylphosphate	n/a	=	5.74	µg/L	EPA 525.2	-88	-88			
2012/13-5	MO-CAM	srgt environ, rec	6/11/2013	Organic	Triphenylphosphate	n/a	=	115	%	EPA 525.2	-88	-88	71	150	
2012/13-5	MO-CAM	srgt environ	6/13/2013	Organic	Triphenylphosphate	n/a	=	0.529	µg/L	EPA 525.2	-88	-88			
2012/13-5	MO-CAM	srgt environ, rec	6/13/2013	Organic	Triphenylphosphate	n/a	=	106	%	EPA 525.2	-88	-88	71	150	
2012/13-5	MO-FIL	srgt environ	4/29/2013	Organic	Triphenylphosphate	n/a	=	0.468	µg/L	EPA 525.2	-88	-88			
2012/13-5	MO-FIL	srgt environ, rec	4/29/2013	Organic	Triphenylphosphate	n/a	=	94	%	EPA 525.2	-88	-88	71	150	
2012/13-5	MO-FIL	srgt environ	5/1/2013	Organic	Triphenylphosphate	n/a	=	5.75	µg/L	EPA 525.2	-88	-88			
2012/13-5	MO-FIL	srgt environ, rec	5/1/2013	Organic	Triphenylphosphate	n/a	=	115	%	EPA 525.2	-88	-88	71	150	
2012/13-5	MO-HUE	srgt environ	5/3/2013	Organic	Triphenylphosphate	n/a	=	5.37	µg/L	EPA 525.2	-88	-88			
2012/13-5	MO-HUE	srgt environ, rec	5/3/2013	Organic	Triphenylphosphate	n/a	=	107	%	EPA 525.2	-88	-88	71	150	
2012/13-5	MO-HUE	srgt environ	5/14/2013	Organic	Triphenylphosphate	n/a	=	0.398	µg/L	EPA 525.2	-88	-88			
2012/13-5	MO-HUE	srgt environ, rec	5/14/2013	Organic	Triphenylphosphate	n/a	=	80	%	EPA 525.2	-88	-88	71	150	

Appendix F
Laboratory QA/QC Analysis Results

Event ID	Site ID	QAQC Sample Type	Analysis Date	Classification	Constituent	Fraction	Sign	Result	Units	Method	MDL	RL	QA Limit		DQOComp
													Min	Max	
2012/13-5	MO-OJA	srgt matrix spike	5/3/2013	Organic	Triphenylphosphate	n/a	=	5	µg/L	EPA 525.2	-88	-88			
2012/13-5	MO-OJA	srgt matrix spike, rec	5/3/2013	Organic	Triphenylphosphate	n/a	=	100	%	EPA 525.2	-88	-88	71	150	
2012/13-5	MO-OJA	srgt matrix spike dup	5/3/2013	Organic	Triphenylphosphate	n/a	=	4.6	µg/L	EPA 525.2	-88	-88			
2012/13-5	MO-OJA	srgt matrix spike dup, rec	5/3/2013	Organic	Triphenylphosphate	n/a	=	92	%	EPA 525.2	-88	-88	71	150	
2012/13-5	MO-OJA	srgt environ	5/3/2013	Organic	Triphenylphosphate	n/a	=	5.66	µg/L	EPA 525.2	-88	-88			
2012/13-5	MO-OJA	srgt environ, rec	5/3/2013	Organic	Triphenylphosphate	n/a	=	113	%	EPA 525.2	-88	-88	71	150	
2012/13-5	MO-OJA	srgt matrix spike	5/14/2013	Organic	Triphenylphosphate	n/a	=	0.418	µg/L	EPA 525.2	-88	-88			
2012/13-5	MO-OJA	srgt matrix spike, rec	5/14/2013	Organic	Triphenylphosphate	n/a	=	84	%	EPA 525.2	-88	-88	71	150	
2012/13-5	MO-OJA	srgt matrix spike dup	5/14/2013	Organic	Triphenylphosphate	n/a	=	0.398	µg/L	EPA 525.2	-88	-88			
2012/13-5	MO-OJA	srgt matrix spike dup, rec	5/14/2013	Organic	Triphenylphosphate	n/a	=	80	%	EPA 525.2	-88	-88	71	150	
2012/13-5	MO-OJA	srgt environ	5/14/2013	Organic	Triphenylphosphate	n/a	=	0.374	µg/L	EPA 525.2	-88	-88			
2012/13-5	MO-OJA	srgt environ, rec	5/14/2013	Organic	Triphenylphosphate	n/a	=	75	%	EPA 525.2	-88	-88	71	150	
2012/13-5	MO-OXN	srgt matrix spike dup	4/29/2013	Organic	Triphenylphosphate	n/a	=	0.595	µg/L	EPA 525.2	-88	-88			
2012/13-5	MO-OXN	srgt matrix spike dup, rec	4/29/2013	Organic	Triphenylphosphate	n/a	=	119	%	EPA 525.2	-88	-88	71	150	
2012/13-5	MO-OXN	srgt matrix spike	4/29/2013	Organic	Triphenylphosphate	n/a	=	0.544	µg/L	EPA 525.2	-88	-88			
2012/13-5	MO-OXN	srgt matrix spike, rec	4/29/2013	Organic	Triphenylphosphate	n/a	=	109	%	EPA 525.2	-88	-88	71	150	
2012/13-5	MO-OXN	srgt environ	4/29/2013	Organic	Triphenylphosphate	n/a	=	0.557	µg/L	EPA 525.2	-88	-88			
2012/13-5	MO-OXN	srgt environ, rec	4/29/2013	Organic	Triphenylphosphate	n/a	=	111	%	EPA 525.2	-88	-88	71	150	
2012/13-5	MO-OXN	srgt environ	5/1/2013	Organic	Triphenylphosphate	n/a	=	5.29	µg/L	EPA 525.2	-88	-88			
2012/13-5	MO-OXN	srgt environ, rec	5/1/2013	Organic	Triphenylphosphate	n/a	=	106	%	EPA 525.2	-88	-88	71	150	
2012/13-5	MO-SIM	srgt environ	6/11/2013	Organic	Triphenylphosphate	n/a	=	5.93	µg/L	EPA 525.2	-88	-88			
2012/13-5	MO-SIM	srgt environ, rec	6/11/2013	Organic	Triphenylphosphate	n/a	=	119	%	EPA 525.2	-88	-88	71	150	
2012/13-5	MO-SIM	srgt environ	6/13/2013	Organic	Triphenylphosphate	n/a	=	0.282	µg/L	EPA 525.2	-88	-88			GN
2012/13-5	MO-SIM	srgt environ, rec	6/13/2013	Organic	Triphenylphosphate	n/a	=	56	%	EPA 525.2	-88	-88	71	150	GN
2012/13-5	MO-THO	srgt environ	6/11/2013	Organic	Triphenylphosphate	n/a	=	6.24	µg/L	EPA 525.2	-88	-88			
2012/13-5	MO-THO	srgt environ, rec	6/11/2013	Organic	Triphenylphosphate	n/a	=	125	%	EPA 525.2	-88	-88	71	150	
2012/13-5	MO-THO	srgt environ	6/13/2013	Organic	Triphenylphosphate	n/a	=	0.331	µg/L	EPA 525.2	-88	-88			GN
2012/13-5	MO-THO	srgt environ, rec	6/13/2013	Organic	Triphenylphosphate	n/a	=	66	%	EPA 525.2	-88	-88	71	150	GN
2012/13-5	MO-VEN	srgt environ	4/29/2013	Organic	Triphenylphosphate	n/a	=	0.517	µg/L	EPA 525.2	-88	-88			
2012/13-5	MO-VEN	srgt environ, rec	4/29/2013	Organic	Triphenylphosphate	n/a	=	103	%	EPA 525.2	-88	-88	71	150	
2012/13-5	MO-VEN	srgt environ	5/1/2013	Organic	Triphenylphosphate	n/a	=	4	µg/L	EPA 525.2	-88	-88			
2012/13-5	MO-VEN	srgt environ, rec	5/1/2013	Organic	Triphenylphosphate	n/a	=	80	%	EPA 525.2	-88	-88	71	150	
2012/13-5	Lab	srgt method blank	5/8/2013	PCB	PCB 209	n/a	=	0.0579	µg/L	EPA 608	-88	-88			
2012/13-5	Lab	srgt method blank, rec	5/8/2013	PCB	PCB 209	n/a	=	58	%	EPA 608	-88	-88	0.1	118	
2012/13-5	Lab	srgt LCS	5/8/2013	PCB	PCB 209	n/a	=	0.063	µg/L	EPA 608	-88	-88			
2012/13-5	Lab	srgt LCS, rec	5/8/2013	PCB	PCB 209	n/a	=	63	%	EPA 608	-88	-88	0.1	118	
2012/13-5	Lab	srgt LCS dup	5/8/2013	PCB	PCB 209	n/a	=	0.0764	µg/L	EPA 608	-88	-88			
2012/13-5	Lab	srgt LCS dup, rec	5/8/2013	PCB	PCB 209	n/a	=	76	%	EPA 608	-88	-88	0.1	118	
2012/13-5	Lab	srgt method blank	5/11/2013	PCB	PCB 209	n/a	=	0.0463	µg/L	EPA 608	-88	-88			
2012/13-5	Lab	srgt method blank, rec	5/11/2013	PCB	PCB 209	n/a	=	46	%	EPA 608	-88	-88	0.1	118	
2012/13-5	Lab	srgt LCS	5/11/2013	PCB	PCB 209	n/a	=	0.0544	µg/L	EPA 608	-88	-88			
2012/13-5	Lab	srgt LCS, rec	5/11/2013	PCB	PCB 209	n/a	=	54	%	EPA 608	-88	-88	0.1	118	
2012/13-5	Lab	srgt method blank	6/16/2013	PCB	PCB 209	n/a	=	0.039	µg/L	EPA 608	-88	-88			
2012/13-5	Lab	srgt method blank, rec	6/16/2013	PCB	PCB 209	n/a	=	39	%	EPA 608	-88	-88	0.1	118	
2012/13-5	Lab	srgt LCS	6/16/2013	PCB	PCB 209	n/a	=	0.0496	µg/L	EPA 608	-88	-88			
2012/13-5	Lab	srgt LCS, rec	6/16/2013	PCB	PCB 209	n/a	=	50	%	EPA 608	-88	-88	0.1	118	
2012/13-5	ME-CC	srgt matrix spike	6/16/2013	PCB	PCB 209	n/a	=	0.0698	µg/L	EPA 608	-88	-88			

Appendix F
Laboratory QA/QC Analysis Results

Event ID	Site ID	QAQC Sample Type	Analysis Date	Classification	Constituent	Fraction	Sign	Result	Units	Method	MDL	RL	QA Limit		DQOComp
													Min	Max	
2012/13-5	ME-CC	srgt matrix spike, rec	6/16/2013	PCB	PCB 209	n/a	=	70	%	EPA 608	-88	-88	0.1	118	
2012/13-5	ME-CC	srgt matrix spike dup	6/16/2013	PCB	PCB 209	n/a	=	0.0738	µg/L	EPA 608	-88	-88			
2012/13-5	ME-CC	srgt matrix spike dup, rec	6/16/2013	PCB	PCB 209	n/a	=	74	%	EPA 608	-88	-88	0.1	118	
2012/13-5	ME-CC	srgt environ	6/16/2013	PCB	PCB 209	n/a	=	0.074	µg/L	EPA 608	-88	-88			
2012/13-5	ME-CC	srgt environ, rec	6/16/2013	PCB	PCB 209	n/a	=	74	%	EPA 608	-88	-88	0.1	118	
2012/13-5	ME-SCR	srgt environ	5/8/2013	PCB	PCB 209	n/a	=	0.0693	µg/L	EPA 608	-88	-88			
2012/13-5	ME-SCR	srgt environ, rec	5/8/2013	PCB	PCB 209	n/a	=	69	%	EPA 608	-88	-88	0.1	118	
2012/13-5	ME-VR2	srgt environ	5/11/2013	PCB	PCB 209	n/a	=	0.0502	µg/L	EPA 608	-88	-88			
2012/13-5	ME-VR2	srgt environ, rec	5/11/2013	PCB	PCB 209	n/a	=	50	%	EPA 608	-88	-88	0.1	118	
2012/13-5	MO-CAM	srgt environ	6/16/2013	PCB	PCB 209	n/a	=	0.0367	µg/L	EPA 608	-88	-88			
2012/13-5	MO-CAM	srgt environ, rec	6/16/2013	PCB	PCB 209	n/a	=	37	%	EPA 608	-88	-88	0.1	118	
2012/13-5	MO-FIL	srgt environ	5/8/2013	PCB	PCB 209	n/a	=	0.0739	µg/L	EPA 608	-88	-88			
2012/13-5	MO-FIL	srgt environ, rec	5/8/2013	PCB	PCB 209	n/a	=	74	%	EPA 608	-88	-88	0.1	118	
2012/13-5	MO-HUE	srgt environ	5/11/2013	PCB	PCB 209	n/a	=	0.0444	µg/L	EPA 608	-88	-88			
2012/13-5	MO-HUE	srgt environ, rec	5/11/2013	PCB	PCB 209	n/a	=	44	%	EPA 608	-88	-88	0.1	118	
2012/13-5	MO-OJA	srgt matrix spike	5/11/2013	PCB	PCB 209	n/a	=	0.0513	µg/L	EPA 608	-88	-88			
2012/13-5	MO-OJA	srgt matrix spike, rec	5/11/2013	PCB	PCB 209	n/a	=	51	%	EPA 608	-88	-88	0.1	118	
2012/13-5	MO-OJA	srgt matrix spike dup	5/11/2013	PCB	PCB 209	n/a	=	0.0584	µg/L	EPA 608	-88	-88			
2012/13-5	MO-OJA	srgt matrix spike dup, rec	5/11/2013	PCB	PCB 209	n/a	=	58	%	EPA 608	-88	-88	0.1	118	
2012/13-5	MO-OJA	srgt environ	5/11/2013	PCB	PCB 209	n/a	=	0.0561	µg/L	EPA 608	-88	-88			
2012/13-5	MO-OJA	srgt environ, rec	5/11/2013	PCB	PCB 209	n/a	=	56	%	EPA 608	-88	-88	0.1	118	
2012/13-5	MO-OXN	srgt environ	5/8/2013	PCB	PCB 209	n/a	=	0.0464	µg/L	EPA 608	-88	-88			
2012/13-5	MO-OXN	srgt environ, rec	5/8/2013	PCB	PCB 209	n/a	=	46	%	EPA 608	-88	-88	0.1	118	
2012/13-5	MO-SIM	srgt environ	6/16/2013	PCB	PCB 209	n/a	=	0.0721	µg/L	EPA 608	-88	-88			
2012/13-5	MO-SIM	srgt environ, rec	6/16/2013	PCB	PCB 209	n/a	=	72	%	EPA 608	-88	-88	0.1	118	
2012/13-5	MO-THO	srgt environ	6/16/2013	PCB	PCB 209	n/a	=	0.069	µg/L	EPA 608	-88	-88			
2012/13-5	MO-THO	srgt environ, rec	6/16/2013	PCB	PCB 209	n/a	=	69	%	EPA 608	-88	-88	0.1	118	
2012/13-5	MO-VEN	srgt environ	5/8/2013	PCB	PCB 209	n/a	=	0.0357	µg/L	EPA 608	-88	-88			
2012/13-5	MO-VEN	srgt environ, rec	5/8/2013	PCB	PCB 209	n/a	=	36	%	EPA 608	-88	-88	0.1	118	
2012/13-5	Lab	method blank	5/8/2013	PCB	PCB Aroclor 1016	n/a	<	0.05	µg/L	EPA 608	0.05	0.5			
2012/13-5	Lab	method blank	5/11/2013	PCB	PCB Aroclor 1016	n/a	<	0.05	µg/L	EPA 608	0.05	0.5			
2012/13-5	Lab	method blank	6/16/2013	PCB	PCB Aroclor 1016	n/a	<	0.05	µg/L	EPA 608	0.05	0.5			
2012/13-5	Lab	method blank	5/8/2013	PCB	PCB Aroclor 1221	n/a	<	0.06	µg/L	EPA 608	0.06	0.5			
2012/13-5	Lab	method blank	5/11/2013	PCB	PCB Aroclor 1221	n/a	<	0.06	µg/L	EPA 608	0.06	0.5			
2012/13-5	Lab	method blank	6/16/2013	PCB	PCB Aroclor 1221	n/a	<	0.06	µg/L	EPA 608	0.06	0.5			
2012/13-5	Lab	method blank	5/8/2013	PCB	PCB Aroclor 1232	n/a	<	0.15	µg/L	EPA 608	0.15	0.5			
2012/13-5	Lab	method blank	5/11/2013	PCB	PCB Aroclor 1232	n/a	<	0.15	µg/L	EPA 608	0.15	0.5			
2012/13-5	Lab	method blank	6/16/2013	PCB	PCB Aroclor 1232	n/a	<	0.15	µg/L	EPA 608	0.15	0.5			
2012/13-5	Lab	method blank	5/8/2013	PCB	PCB Aroclor 1242	n/a	<	0.07	µg/L	EPA 608	0.07	0.5			
2012/13-5	Lab	method blank	5/11/2013	PCB	PCB Aroclor 1242	n/a	<	0.07	µg/L	EPA 608	0.07	0.5			
2012/13-5	Lab	method blank	6/16/2013	PCB	PCB Aroclor 1242	n/a	<	0.07	µg/L	EPA 608	0.07	0.5			
2012/13-5	Lab	method blank	5/8/2013	PCB	PCB Aroclor 1248	n/a	<	0.06	µg/L	EPA 608	0.06	0.5			
2012/13-5	Lab	method blank	5/11/2013	PCB	PCB Aroclor 1248	n/a	<	0.06	µg/L	EPA 608	0.06	0.5			
2012/13-5	Lab	method blank	6/16/2013	PCB	PCB Aroclor 1248	n/a	<	0.06	µg/L	EPA 608	0.06	0.5			
2012/13-5	Lab	method blank	5/8/2013	PCB	PCB Aroclor 1254	n/a	<	0.04	µg/L	EPA 608	0.04	0.5			
2012/13-5	Lab	method blank	5/11/2013	PCB	PCB Aroclor 1254	n/a	<	0.04	µg/L	EPA 608	0.04	0.5			
2012/13-5	Lab	method blank	6/16/2013	PCB	PCB Aroclor 1254	n/a	<	0.04	µg/L	EPA 608	0.04	0.5			

Appendix F
Laboratory QA/QC Analysis Results

Event ID	Site ID	QAQC Sample Type	Analysis Date	Classification	Constituent	Fraction	Sign	Result	Units	Method	MDL	RL	QA Limit		DQOComp
													Min	Max	
2012/13-5	Lab	method blank	5/8/2013	PCB	PCB Aroclor 1260	n/a	<	0.04	µg/L	EPA 608	0.04	0.5			
2012/13-5	Lab	method blank	5/11/2013	PCB	PCB Aroclor 1260	n/a	<	0.04	µg/L	EPA 608	0.04	0.5			
2012/13-5	Lab	method blank	6/16/2013	PCB	PCB Aroclor 1260	n/a	<	0.04	µg/L	EPA 608	0.04	0.5			
2012/13-5	000NONPJ	matrix spike	4/26/2013	Pesticide	2,4,5-T	n/a	=	3.67	µg/L	EPA 515.3	0.07	0.2			
2012/13-5	000NONPJ	matrix spike, rec	4/26/2013	Pesticide	2,4,5-T	n/a	=	92	%	EPA 515.3	-88	-88	70	130	
2012/13-5	000NONPJ	matrix spike dup	4/26/2013	Pesticide	2,4,5-T	n/a	=	3.78	µg/L	EPA 515.3	0.07	0.2			
2012/13-5	000NONPJ	matrix spike dup, rec	4/26/2013	Pesticide	2,4,5-T	n/a	=	94	%	EPA 515.3	-88	-88	70	130	
2012/13-5	000NONPJ	matrix spike, RPD	4/26/2013	Pesticide	2,4,5-T	n/a	=	3	%	EPA 515.3	-88	-88	0	30	
2012/13-5	000NONPJ	matrix spike	6/6/2013	Pesticide	2,4,5-T	n/a	=	3.6	µg/L	EPA 515.3	0.07	0.2			
2012/13-5	000NONPJ	matrix spike, rec	6/6/2013	Pesticide	2,4,5-T	n/a	=	90	%	EPA 515.3	-88	-88	70	130	
2012/13-5	000NONPJ	matrix spike dup	6/6/2013	Pesticide	2,4,5-T	n/a	=	3.71	µg/L	EPA 515.3	0.07	0.2			
2012/13-5	000NONPJ	matrix spike dup, rec	6/6/2013	Pesticide	2,4,5-T	n/a	=	93	%	EPA 515.3	-88	-88	70	130	
2012/13-5	000NONPJ	matrix spike, RPD	6/6/2013	Pesticide	2,4,5-T	n/a	=	3	%	EPA 515.3	-88	-88	0	30	
2012/13-5	Lab	method blank	4/26/2013	Pesticide	2,4,5-T	n/a	<	0.07	µg/L	EPA 515.3	0.07	0.2			
2012/13-5	Lab	LCS	4/26/2013	Pesticide	2,4,5-T	n/a	=	3.48	µg/L	EPA 515.3	0.07	0.2			
2012/13-5	Lab	LCS, rec	4/26/2013	Pesticide	2,4,5-T	n/a	=	87	%	EPA 515.3	-88	-88	70	130	
2012/13-5	Lab	method blank	5/8/2013	Pesticide	2,4,5-T	n/a	<	0.07	µg/L	EPA 515.3	0.07	0.2			
2012/13-5	Lab	LCS	5/8/2013	Pesticide	2,4,5-T	n/a	=	4.09	µg/L	EPA 515.3	0.07	0.2			
2012/13-5	Lab	LCS, rec	5/8/2013	Pesticide	2,4,5-T	n/a	=	102	%	EPA 515.3	-88	-88	70	130	
2012/13-5	Lab	method blank	6/6/2013	Pesticide	2,4,5-T	n/a	<	0.07	µg/L	EPA 515.3	0.07	0.2			
2012/13-5	Lab	LCS	6/6/2013	Pesticide	2,4,5-T	n/a	=	3.36	µg/L	EPA 515.3	0.07	0.2			
2012/13-5	Lab	LCS, rec	6/6/2013	Pesticide	2,4,5-T	n/a	=	84	%	EPA 515.3	-88	-88	70	130	
2012/13-5	ME-CC	matrix spike	6/6/2013	Pesticide	2,4,5-T	n/a	=	3.41	µg/L	EPA 515.3	0.07	0.2			
2012/13-5	ME-CC	matrix spike, rec	6/6/2013	Pesticide	2,4,5-T	n/a	=	85	%	EPA 515.3	-88	-88	70	130	
2012/13-5	ME-CC	matrix spike dup	6/6/2013	Pesticide	2,4,5-T	n/a	=	3.34	µg/L	EPA 515.3	0.07	0.2			
2012/13-5	ME-CC	matrix spike dup, rec	6/6/2013	Pesticide	2,4,5-T	n/a	=	84	%	EPA 515.3	-88	-88	70	130	
2012/13-5	ME-CC	matrix spike, RPD	6/6/2013	Pesticide	2,4,5-T	n/a	=	2	%	EPA 515.3	-88	-88	0	30	
2012/13-5	MO-OJA	matrix spike	5/8/2013	Pesticide	2,4,5-T	n/a	=	3.84	µg/L	EPA 515.3	0.07	0.2			
2012/13-5	MO-OJA	matrix spike, rec	5/8/2013	Pesticide	2,4,5-T	n/a	=	96	%	EPA 515.3	-88	-88	70	130	
2012/13-5	MO-OJA	matrix spike dup	5/8/2013	Pesticide	2,4,5-T	n/a	=	3.83	µg/L	EPA 515.3	0.07	0.2			
2012/13-5	MO-OJA	matrix spike dup, rec	5/8/2013	Pesticide	2,4,5-T	n/a	=	96	%	EPA 515.3	-88	-88	70	130	
2012/13-5	MO-OJA	matrix spike, RPD	5/8/2013	Pesticide	2,4,5-T	n/a	=	0.3	%	EPA 515.3	-88	-88	0	30	
2012/13-5	000NONPJ	matrix spike	4/26/2013	Pesticide	2,4,5-TP	n/a	=	4.06	µg/L	EPA 515.3	0.09	0.2			
2012/13-5	000NONPJ	matrix spike, rec	4/26/2013	Pesticide	2,4,5-TP	n/a	=	102	%	EPA 515.3	-88	-88	70	130	
2012/13-5	000NONPJ	matrix spike dup	4/26/2013	Pesticide	2,4,5-TP	n/a	=	3.92	µg/L	EPA 515.3	0.09	0.2			
2012/13-5	000NONPJ	matrix spike dup, rec	4/26/2013	Pesticide	2,4,5-TP	n/a	=	98	%	EPA 515.3	-88	-88	70	130	
2012/13-5	000NONPJ	matrix spike, RPD	4/26/2013	Pesticide	2,4,5-TP	n/a	=	4	%	EPA 515.3	-88	-88	0	30	
2012/13-5	000NONPJ	matrix spike	6/6/2013	Pesticide	2,4,5-TP	n/a	=	3.74	µg/L	EPA 515.3	0.09	0.2			
2012/13-5	000NONPJ	matrix spike, rec	6/6/2013	Pesticide	2,4,5-TP	n/a	=	94	%	EPA 515.3	-88	-88	70	130	
2012/13-5	000NONPJ	matrix spike dup	6/6/2013	Pesticide	2,4,5-TP	n/a	=	3.51	µg/L	EPA 515.3	0.09	0.2			
2012/13-5	000NONPJ	matrix spike dup, rec	6/6/2013	Pesticide	2,4,5-TP	n/a	=	88	%	EPA 515.3	-88	-88	70	130	
2012/13-5	000NONPJ	matrix spike, RPD	6/6/2013	Pesticide	2,4,5-TP	n/a	=	7	%	EPA 515.3	-88	-88	0	30	
2012/13-5	Lab	method blank	4/26/2013	Pesticide	2,4,5-TP	n/a	<	0.09	µg/L	EPA 515.3	0.09	0.2			
2012/13-5	Lab	LCS	4/26/2013	Pesticide	2,4,5-TP	n/a	=	4.05	µg/L	EPA 515.3	0.09	0.2			
2012/13-5	Lab	LCS, rec	4/26/2013	Pesticide	2,4,5-TP	n/a	=	101	%	EPA 515.3	-88	-88	70	130	
2012/13-5	Lab	method blank	5/8/2013	Pesticide	2,4,5-TP	n/a	<	0.09	µg/L	EPA 515.3	0.09	0.2			
2012/13-5	Lab	LCS	5/8/2013	Pesticide	2,4,5-TP	n/a	=	4.58	µg/L	EPA 515.3	0.09	0.2			

Appendix F
Laboratory QA/QC Analysis Results

Event ID	Site ID	QAQC Sample Type	Analysis Date	Classification	Constituent	Fraction	Sign	Result	Units	Method	MDL	RL	QA Limit		DQOComp
													Min	Max	
2012/13-5	Lab	LCS, rec	5/8/2013	Pesticide	2,4,5-TP	n/a	=	114	%	EPA 515.3	-88	-88	70	130	
2012/13-5	Lab	method blank	6/6/2013	Pesticide	2,4,5-TP	n/a	<	0.09	µg/L	EPA 515.3	0.09	0.2			
2012/13-5	Lab	LCS	6/6/2013	Pesticide	2,4,5-TP	n/a	=	3.53	µg/L	EPA 515.3	0.09	0.2			
2012/13-5	Lab	LCS, rec	6/6/2013	Pesticide	2,4,5-TP	n/a	=	88	%	EPA 515.3	-88	-88	70	130	
2012/13-5	ME-CC	matrix spike	6/6/2013	Pesticide	2,4,5-TP	n/a	=	3.65	µg/L	EPA 515.3	0.09	0.2			
2012/13-5	ME-CC	matrix spike, rec	6/6/2013	Pesticide	2,4,5-TP	n/a	=	91	%	EPA 515.3	-88	-88	70	130	
2012/13-5	ME-CC	matrix spike dup	6/6/2013	Pesticide	2,4,5-TP	n/a	=	3.64	µg/L	EPA 515.3	0.09	0.2			
2012/13-5	ME-CC	matrix spike dup, rec	6/6/2013	Pesticide	2,4,5-TP	n/a	=	91	%	EPA 515.3	-88	-88	70	130	
2012/13-5	ME-CC	matrix spike, RPD	6/6/2013	Pesticide	2,4,5-TP	n/a	=	0.2	%	EPA 515.3	-88	-88	0	30	
2012/13-5	MO-OJA	matrix spike	5/8/2013	Pesticide	2,4,5-TP	n/a	=	4.13	µg/L	EPA 515.3	0.09	0.2			
2012/13-5	MO-OJA	matrix spike, rec	5/8/2013	Pesticide	2,4,5-TP	n/a	=	103	%	EPA 515.3	-88	-88	70	130	
2012/13-5	MO-OJA	matrix spike dup	5/8/2013	Pesticide	2,4,5-TP	n/a	=	4.11	µg/L	EPA 515.3	0.09	0.2			
2012/13-5	MO-OJA	matrix spike dup, rec	5/8/2013	Pesticide	2,4,5-TP	n/a	=	103	%	EPA 515.3	-88	-88	70	130	
2012/13-5	MO-OJA	matrix spike, RPD	5/8/2013	Pesticide	2,4,5-TP	n/a	=	0.5	%	EPA 515.3	-88	-88	0	30	
2012/13-5	000NONPJ	matrix spike	4/26/2013	Pesticide	2,4-D	n/a	=	8.42	µg/L	EPA 515.3	0.07	0.4			
2012/13-5	000NONPJ	matrix spike, rec	4/26/2013	Pesticide	2,4-D	n/a	=	105	%	EPA 515.3	-88	-88	70	130	
2012/13-5	000NONPJ	matrix spike dup	4/26/2013	Pesticide	2,4-D	n/a	=	8.64	µg/L	EPA 515.3	0.07	0.4			
2012/13-5	000NONPJ	matrix spike dup, rec	4/26/2013	Pesticide	2,4-D	n/a	=	108	%	EPA 515.3	-88	-88	70	130	
2012/13-5	000NONPJ	matrix spike, RPD	4/26/2013	Pesticide	2,4-D	n/a	=	3	%	EPA 515.3	-88	-88	0	30	
2012/13-5	000NONPJ	matrix spike	6/6/2013	Pesticide	2,4-D	n/a	=	7.17	µg/L	EPA 515.3	0.07	0.4			
2012/13-5	000NONPJ	matrix spike, rec	6/6/2013	Pesticide	2,4-D	n/a	=	90	%	EPA 515.3	-88	-88	70	130	
2012/13-5	000NONPJ	matrix spike dup	6/6/2013	Pesticide	2,4-D	n/a	=	6.99	µg/L	EPA 515.3	0.07	0.4			
2012/13-5	000NONPJ	matrix spike dup, rec	6/6/2013	Pesticide	2,4-D	n/a	=	87	%	EPA 515.3	-88	-88	70	130	
2012/13-5	000NONPJ	matrix spike, RPD	6/6/2013	Pesticide	2,4-D	n/a	=	3	%	EPA 515.3	-88	-88	0	30	
2012/13-5	Lab	method blank	4/26/2013	Pesticide	2,4-D	n/a	<	0.07	µg/L	EPA 515.3	0.07	0.4			
2012/13-5	Lab	LCS	4/26/2013	Pesticide	2,4-D	n/a	=	8.56	µg/L	EPA 515.3	0.07	0.4			
2012/13-5	Lab	LCS, rec	4/26/2013	Pesticide	2,4-D	n/a	=	107	%	EPA 515.3	-88	-88	70	130	
2012/13-5	Lab	method blank	5/8/2013	Pesticide	2,4-D	n/a	<	0.07	µg/L	EPA 515.3	0.07	0.4			
2012/13-5	Lab	LCS	5/8/2013	Pesticide	2,4-D	n/a	=	9.25	µg/L	EPA 515.3	0.07	0.4			
2012/13-5	Lab	LCS, rec	5/8/2013	Pesticide	2,4-D	n/a	=	116	%	EPA 515.3	-88	-88	70	130	
2012/13-5	Lab	method blank	6/6/2013	Pesticide	2,4-D	n/a	<	0.07	µg/L	EPA 515.3	0.07	0.4			
2012/13-5	Lab	LCS	6/6/2013	Pesticide	2,4-D	n/a	=	7.41	µg/L	EPA 515.3	0.07	0.4			
2012/13-5	Lab	LCS, rec	6/6/2013	Pesticide	2,4-D	n/a	=	93	%	EPA 515.3	-88	-88	70	130	
2012/13-5	ME-CC	matrix spike	6/6/2013	Pesticide	2,4-D	n/a	=	7.84	µg/L	EPA 515.3	0.07	0.4			
2012/13-5	ME-CC	matrix spike, rec	6/6/2013	Pesticide	2,4-D	n/a	=	98	%	EPA 515.3	-88	-88	70	130	
2012/13-5	ME-CC	matrix spike dup	6/6/2013	Pesticide	2,4-D	n/a	=	7.7	µg/L	EPA 515.3	0.07	0.4			
2012/13-5	ME-CC	matrix spike dup, rec	6/6/2013	Pesticide	2,4-D	n/a	=	96	%	EPA 515.3	-88	-88	70	130	
2012/13-5	ME-CC	matrix spike, RPD	6/6/2013	Pesticide	2,4-D	n/a	=	2	%	EPA 515.3	-88	-88	0	30	
2012/13-5	MO-OJA	matrix spike	5/8/2013	Pesticide	2,4-D	n/a	=	10.8	µg/L	EPA 515.3	0.07	0.4			GB
2012/13-5	MO-OJA	matrix spike, rec	5/8/2013	Pesticide	2,4-D	n/a	=	136	%	EPA 515.3	-88	-88	70	130	GB
2012/13-5	MO-OJA	matrix spike dup	5/8/2013	Pesticide	2,4-D	n/a	=	11.1	µg/L	EPA 515.3	0.07	0.4			GB
2012/13-5	MO-OJA	matrix spike dup, rec	5/8/2013	Pesticide	2,4-D	n/a	=	139	%	EPA 515.3	-88	-88	70	130	GB
2012/13-5	MO-OJA	matrix spike, RPD	5/8/2013	Pesticide	2,4-D	n/a	=	2	%	EPA 515.3	-88	-88	0	30	
2012/13-5	000NONPJ	matrix spike	4/26/2013	Pesticide	2,4-DB	n/a	=	15.2	µg/L	EPA 515.3	0.07	2			
2012/13-5	000NONPJ	matrix spike, rec	4/26/2013	Pesticide	2,4-DB	n/a	=	95	%	EPA 515.3	-88	-88	70	130	
2012/13-5	000NONPJ	matrix spike dup	4/26/2013	Pesticide	2,4-DB	n/a	=	15	µg/L	EPA 515.3	0.07	2			
2012/13-5	000NONPJ	matrix spike dup, rec	4/26/2013	Pesticide	2,4-DB	n/a	=	94	%	EPA 515.3	-88	-88	70	130	

Appendix F
Laboratory QA/QC Analysis Results

Event ID	Site ID	QAQC Sample Type	Analysis Date	Classification	Constituent	Fraction	Sign	Result	Units	Method	MDL	RL	QA Limit		DQOComp
													Min	Max	
2012/13-5	000NONPJ	matrix spike, RPD	4/26/2013	Pesticide	2,4-DB	n/a	=	1	%	EPA 515.3	-88	-88	0	30	
2012/13-5	000NONPJ	matrix spike	6/6/2013	Pesticide	2,4-DB	n/a	=	14.4	µg/L	EPA 515.3	0.07	2			
2012/13-5	000NONPJ	matrix spike, rec	6/6/2013	Pesticide	2,4-DB	n/a	=	90	%	EPA 515.3	-88	-88	70	130	
2012/13-5	000NONPJ	matrix spike dup	6/6/2013	Pesticide	2,4-DB	n/a	=	17.5	µg/L	EPA 515.3	0.07	2			
2012/13-5	000NONPJ	matrix spike dup, rec	6/6/2013	Pesticide	2,4-DB	n/a	=	109	%	EPA 515.3	-88	-88	70	130	
2012/13-5	000NONPJ	matrix spike, RPD	6/6/2013	Pesticide	2,4-DB	n/a	=	19	%	EPA 515.3	-88	-88	0	30	
2012/13-5	Lab	method blank	4/26/2013	Pesticide	2,4-DB	n/a	<	0.07	µg/L	EPA 515.3	0.07	2			
2012/13-5	Lab	LCS	4/26/2013	Pesticide	2,4-DB	n/a	=	15.6	µg/L	EPA 515.3	0.07	2			
2012/13-5	Lab	LCS, rec	4/26/2013	Pesticide	2,4-DB	n/a	=	98	%	EPA 515.3	-88	-88	70	130	
2012/13-5	Lab	method blank	5/8/2013	Pesticide	2,4-DB	n/a	<	0.07	µg/L	EPA 515.3	0.07	2			
2012/13-5	Lab	LCS	5/8/2013	Pesticide	2,4-DB	n/a	=	16.7	µg/L	EPA 515.3	0.07	2			
2012/13-5	Lab	LCS, rec	5/8/2013	Pesticide	2,4-DB	n/a	=	104	%	EPA 515.3	-88	-88	70	130	
2012/13-5	Lab	method blank	6/6/2013	Pesticide	2,4-DB	n/a	<	0.07	µg/L	EPA 515.3	0.07	2			
2012/13-5	Lab	LCS	6/6/2013	Pesticide	2,4-DB	n/a	=	17.2	µg/L	EPA 515.3	0.07	2			
2012/13-5	Lab	LCS, rec	6/6/2013	Pesticide	2,4-DB	n/a	=	107	%	EPA 515.3	-88	-88	70	130	
2012/13-5	ME-CC	matrix spike	6/6/2013	Pesticide	2,4-DB	n/a	=	15.6	µg/L	EPA 515.3	0.07	2			
2012/13-5	ME-CC	matrix spike, rec	6/6/2013	Pesticide	2,4-DB	n/a	=	97	%	EPA 515.3	-88	-88	70	130	
2012/13-5	ME-CC	matrix spike dup	6/6/2013	Pesticide	2,4-DB	n/a	=	14	µg/L	EPA 515.3	0.07	2			
2012/13-5	ME-CC	matrix spike dup, rec	6/6/2013	Pesticide	2,4-DB	n/a	=	88	%	EPA 515.3	-88	-88	70	130	
2012/13-5	ME-CC	matrix spike, RPD	6/6/2013	Pesticide	2,4-DB	n/a	=	10	%	EPA 515.3	-88	-88	0	30	
2012/13-5	MO-OJA	matrix spike	5/8/2013	Pesticide	2,4-DB	n/a	=	16.4	µg/L	EPA 515.3	0.07	2			
2012/13-5	MO-OJA	matrix spike, rec	5/8/2013	Pesticide	2,4-DB	n/a	=	103	%	EPA 515.3	-88	-88	70	130	
2012/13-5	MO-OJA	matrix spike dup	5/8/2013	Pesticide	2,4-DB	n/a	=	16.4	µg/L	EPA 515.3	0.07	2			
2012/13-5	MO-OJA	matrix spike dup, rec	5/8/2013	Pesticide	2,4-DB	n/a	=	103	%	EPA 515.3	-88	-88	70	130	
2012/13-5	MO-OJA	matrix spike, RPD	5/8/2013	Pesticide	2,4-DB	n/a	=	0.1	%	EPA 515.3	-88	-88	0	30	
2012/13-5	000NONPJ	matrix spike	4/26/2013	Pesticide	3,5-Dichlorobenzoic acid	n/a	=	8.55	µg/L	EPA 515.3	0.09	1			
2012/13-5	000NONPJ	matrix spike, rec	4/26/2013	Pesticide	3,5-Dichlorobenzoic acid	n/a	=	107	%	EPA 515.3	-88	-88	70	130	
2012/13-5	000NONPJ	matrix spike dup	4/26/2013	Pesticide	3,5-Dichlorobenzoic acid	n/a	=	8.57	µg/L	EPA 515.3	0.09	1			
2012/13-5	000NONPJ	matrix spike dup, rec	4/26/2013	Pesticide	3,5-Dichlorobenzoic acid	n/a	=	107	%	EPA 515.3	-88	-88	70	130	
2012/13-5	000NONPJ	matrix spike, RPD	4/26/2013	Pesticide	3,5-Dichlorobenzoic acid	n/a	=	0.2	%	EPA 515.3	-88	-88	0	30	
2012/13-5	000NONPJ	matrix spike	6/6/2013	Pesticide	3,5-Dichlorobenzoic acid	n/a	=	7.78	µg/L	EPA 515.3	0.09	1			
2012/13-5	000NONPJ	matrix spike, rec	6/6/2013	Pesticide	3,5-Dichlorobenzoic acid	n/a	=	97	%	EPA 515.3	-88	-88	70	130	
2012/13-5	000NONPJ	matrix spike dup	6/6/2013	Pesticide	3,5-Dichlorobenzoic acid	n/a	=	8.09	µg/L	EPA 515.3	0.09	1			
2012/13-5	000NONPJ	matrix spike dup, rec	6/6/2013	Pesticide	3,5-Dichlorobenzoic acid	n/a	=	101	%	EPA 515.3	-88	-88	70	130	
2012/13-5	000NONPJ	matrix spike, RPD	6/6/2013	Pesticide	3,5-Dichlorobenzoic acid	n/a	=	4	%	EPA 515.3	-88	-88	0	30	
2012/13-5	Lab	method blank	4/26/2013	Pesticide	3,5-Dichlorobenzoic acid	n/a	<	0.09	µg/L	EPA 515.3	0.09	1			
2012/13-5	Lab	LCS	4/26/2013	Pesticide	3,5-Dichlorobenzoic acid	n/a	=	8.72	µg/L	EPA 515.3	0.09	1			
2012/13-5	Lab	LCS, rec	4/26/2013	Pesticide	3,5-Dichlorobenzoic acid	n/a	=	109	%	EPA 515.3	-88	-88	70	130	
2012/13-5	Lab	method blank	5/8/2013	Pesticide	3,5-Dichlorobenzoic acid	n/a	<	0.09	µg/L	EPA 515.3	0.09	1			
2012/13-5	Lab	LCS	5/8/2013	Pesticide	3,5-Dichlorobenzoic acid	n/a	=	9.07	µg/L	EPA 515.3	0.09	1			
2012/13-5	Lab	LCS, rec	5/8/2013	Pesticide	3,5-Dichlorobenzoic acid	n/a	=	113	%	EPA 515.3	-88	-88	70	130	
2012/13-5	Lab	method blank	6/6/2013	Pesticide	3,5-Dichlorobenzoic acid	n/a	<	0.09	µg/L	EPA 515.3	0.09	1			
2012/13-5	Lab	LCS	6/6/2013	Pesticide	3,5-Dichlorobenzoic acid	n/a	=	7.26	µg/L	EPA 515.3	0.09	1			
2012/13-5	Lab	LCS, rec	6/6/2013	Pesticide	3,5-Dichlorobenzoic acid	n/a	=	91	%	EPA 515.3	-88	-88	70	130	
2012/13-5	ME-CC	matrix spike	6/6/2013	Pesticide	3,5-Dichlorobenzoic acid	n/a	=	7.59	µg/L	EPA 515.3	0.09	1			
2012/13-5	ME-CC	matrix spike, rec	6/6/2013	Pesticide	3,5-Dichlorobenzoic acid	n/a	=	95	%	EPA 515.3	-88	-88	70	130	
2012/13-5	ME-CC	matrix spike dup	6/6/2013	Pesticide	3,5-Dichlorobenzoic acid	n/a	=	7.42	µg/L	EPA 515.3	0.09	1			

Appendix F
Laboratory QA/QC Analysis Results

Event ID	Site ID	QAQC Sample Type	Analysis Date	Classification	Constituent	Fraction	Sign	Result	Units	Method	MDL	RL	QA Limit		DQOComp
													Min	Max	
2012/13-5	ME-CC	matrix spike dup, rec	6/6/2013	Pesticide	3,5-Dichlorobenzoic acid	n/a	=	93	%	EPA 515.3	-88	-88	70	130	
2012/13-5	ME-CC	matrix spike, RPD	6/6/2013	Pesticide	3,5-Dichlorobenzoic acid	n/a	=	2	%	EPA 515.3	-88	-88	0	30	
2012/13-5	MO-OJA	matrix spike	5/8/2013	Pesticide	3,5-Dichlorobenzoic acid	n/a	=	8.04	µg/L	EPA 515.3	0.09	1			
2012/13-5	MO-OJA	matrix spike, rec	5/8/2013	Pesticide	3,5-Dichlorobenzoic acid	n/a	=	100	%	EPA 515.3	-88	-88	70	130	
2012/13-5	MO-OJA	matrix spike dup	5/8/2013	Pesticide	3,5-Dichlorobenzoic acid	n/a	=	7.96	µg/L	EPA 515.3	0.09	1			
2012/13-5	MO-OJA	matrix spike dup, rec	5/8/2013	Pesticide	3,5-Dichlorobenzoic acid	n/a	=	100	%	EPA 515.3	-88	-88	70	130	
2012/13-5	MO-OJA	matrix spike, RPD	5/8/2013	Pesticide	3,5-Dichlorobenzoic acid	n/a	=	1	%	EPA 515.3	-88	-88	0	30	
2012/13-5	Lab	method blank	5/8/2013	Pesticide	4,4'-DDD	n/a	<	0.003	µg/L	EPA 608	0.003	0.05			
2012/13-5	Lab	LCS	5/8/2013	Pesticide	4,4'-DDD	n/a	=	0.0937	µg/L	EPA 608	0.003	0.05			
2012/13-5	Lab	LCS, rec	5/8/2013	Pesticide	4,4'-DDD	n/a	=	94	%	EPA 608	-88	-88	42	133	
2012/13-5	Lab	LCS dup	5/8/2013	Pesticide	4,4'-DDD	n/a	=	0.0986	µg/L	EPA 608	0.003	0.05			
2012/13-5	Lab	LCS dup, rec	5/8/2013	Pesticide	4,4'-DDD	n/a	=	99	%	EPA 608	-88	-88	42	133	
2012/13-5	Lab	LCS, RPD	5/8/2013	Pesticide	4,4'-DDD	n/a	=	5	%	EPA 608	-88	-88	0	30	
2012/13-5	Lab	method blank	5/11/2013	Pesticide	4,4'-DDD	n/a	<	0.003	µg/L	EPA 608	0.003	0.05			
2012/13-5	Lab	LCS	5/11/2013	Pesticide	4,4'-DDD	n/a	=	0.0635	µg/L	EPA 608	0.003	0.05			
2012/13-5	Lab	LCS, rec	5/11/2013	Pesticide	4,4'-DDD	n/a	=	64	%	EPA 608	-88	-88	42	133	
2012/13-5	Lab	method blank	6/16/2013	Pesticide	4,4'-DDD	n/a	<	0.003	µg/L	EPA 608	0.003	0.05			
2012/13-5	Lab	LCS	6/16/2013	Pesticide	4,4'-DDD	n/a	=	0.113	µg/L	EPA 608	0.003	0.05			
2012/13-5	Lab	LCS, rec	6/16/2013	Pesticide	4,4'-DDD	n/a	=	113	%	EPA 608	-88	-88	42	133	
2012/13-5	ME-CC	matrix spike	6/16/2013	Pesticide	4,4'-DDD	n/a	=	0.127	µg/L	EPA 608	0.003	0.05			GB
2012/13-5	ME-CC	matrix spike, rec	6/16/2013	Pesticide	4,4'-DDD	n/a	=	127	%	EPA 608	-88	-88	23	124	GB
2012/13-5	ME-CC	matrix spike dup	6/16/2013	Pesticide	4,4'-DDD	n/a	=	0.134	µg/L	EPA 608	0.003	0.05			GB
2012/13-5	ME-CC	matrix spike dup, rec	6/16/2013	Pesticide	4,4'-DDD	n/a	=	134	%	EPA 608	-88	-88	23	124	GB
2012/13-5	ME-CC	matrix spike, RPD	6/16/2013	Pesticide	4,4'-DDD	n/a	=	5	%	EPA 608	-88	-88	0	30	
2012/13-5	MO-OJA	matrix spike	5/11/2013	Pesticide	4,4'-DDD	n/a	=	0.075	µg/L	EPA 608	0.003	0.05			
2012/13-5	MO-OJA	matrix spike, rec	5/11/2013	Pesticide	4,4'-DDD	n/a	=	75	%	EPA 608	-88	-88	23	124	
2012/13-5	MO-OJA	matrix spike dup	5/11/2013	Pesticide	4,4'-DDD	n/a	=	0.0798	µg/L	EPA 608	0.003	0.05			
2012/13-5	MO-OJA	matrix spike dup, rec	5/11/2013	Pesticide	4,4'-DDD	n/a	=	80	%	EPA 608	-88	-88	23	124	
2012/13-5	MO-OJA	matrix spike, RPD	5/11/2013	Pesticide	4,4'-DDD	n/a	=	6	%	EPA 608	-88	-88	0	30	
2012/13-5	Lab	method blank	5/8/2013	Pesticide	4,4'-DDE	n/a	<	0.0025	µg/L	EPA 608	0.0025	0.05			
2012/13-5	Lab	LCS	5/8/2013	Pesticide	4,4'-DDE	n/a	=	0.0887	µg/L	EPA 608	0.0025	0.05			
2012/13-5	Lab	LCS, rec	5/8/2013	Pesticide	4,4'-DDE	n/a	=	89	%	EPA 608	-88	-88	33	126	
2012/13-5	Lab	LCS dup	5/8/2013	Pesticide	4,4'-DDE	n/a	=	0.0963	µg/L	EPA 608	0.0025	0.05			
2012/13-5	Lab	LCS dup, rec	5/8/2013	Pesticide	4,4'-DDE	n/a	=	96	%	EPA 608	-88	-88	33	126	
2012/13-5	Lab	LCS, RPD	5/8/2013	Pesticide	4,4'-DDE	n/a	=	8	%	EPA 608	-88	-88	0	30	
2012/13-5	Lab	method blank	5/11/2013	Pesticide	4,4'-DDE	n/a	<	0.0025	µg/L	EPA 608	0.0025	0.05			
2012/13-5	Lab	LCS	5/11/2013	Pesticide	4,4'-DDE	n/a	=	0.0707	µg/L	EPA 608	0.0025	0.05			
2012/13-5	Lab	LCS, rec	5/11/2013	Pesticide	4,4'-DDE	n/a	=	71	%	EPA 608	-88	-88	33	126	
2012/13-5	Lab	method blank	6/16/2013	Pesticide	4,4'-DDE	n/a	<	0.0025	µg/L	EPA 608	0.0025	0.05			
2012/13-5	Lab	LCS	6/16/2013	Pesticide	4,4'-DDE	n/a	=	0.0936	µg/L	EPA 608	0.0025	0.05			
2012/13-5	Lab	LCS, rec	6/16/2013	Pesticide	4,4'-DDE	n/a	=	94	%	EPA 608	-88	-88	33	126	
2012/13-5	ME-CC	matrix spike	6/16/2013	Pesticide	4,4'-DDE	n/a	=	0.0966	µg/L	EPA 608	0.0025	0.05			
2012/13-5	ME-CC	matrix spike, rec	6/16/2013	Pesticide	4,4'-DDE	n/a	=	97	%	EPA 608	-88	-88	30	114	
2012/13-5	ME-CC	matrix spike dup	6/16/2013	Pesticide	4,4'-DDE	n/a	=	0.0993	µg/L	EPA 608	0.0025	0.05			
2012/13-5	ME-CC	matrix spike dup, rec	6/16/2013	Pesticide	4,4'-DDE	n/a	=	99	%	EPA 608	-88	-88	30	114	
2012/13-5	ME-CC	matrix spike, RPD	6/16/2013	Pesticide	4,4'-DDE	n/a	=	3	%	EPA 608	-88	-88	0	30	
2012/13-5	MO-OJA	matrix spike	5/11/2013	Pesticide	4,4'-DDE	n/a	=	0.0671	µg/L	EPA 608	0.0025	0.05			

Appendix F
Laboratory QA/QC Analysis Results

Event ID	Site ID	QAQC Sample Type	Analysis Date	Classification	Constituent	Fraction	Sign	Result	Units	Method	MDL	RL	QA Limit		DQOComp
													Min	Max	
2012/13-5	MO-OJA	matrix spike, rec	5/11/2013	Pesticide	4,4'-DDE	n/a	=	67	%	EPA 608	-88	-88	30	114	
2012/13-5	MO-OJA	matrix spike dup	5/11/2013	Pesticide	4,4'-DDE	n/a	=	0.0748	µg/L	EPA 608	0.0025	0.05			
2012/13-5	MO-OJA	matrix spike dup, rec	5/11/2013	Pesticide	4,4'-DDE	n/a	=	75	%	EPA 608	-88	-88	30	114	
2012/13-5	MO-OJA	matrix spike, RPD	5/11/2013	Pesticide	4,4'-DDE	n/a	=	11	%	EPA 608	-88	-88	0	30	
2012/13-5	Lab	method blank	5/8/2013	Pesticide	4,4'-DDT	n/a	<	0.0031	µg/L	EPA 608	0.0031	0.01			
2012/13-5	Lab	LCS	5/8/2013	Pesticide	4,4'-DDT	n/a	=	0.109	µg/L	EPA 608	0.0031	0.01			
2012/13-5	Lab	LCS, rec	5/8/2013	Pesticide	4,4'-DDT	n/a	=	109	%	EPA 608	-88	-88	35	147	
2012/13-5	Lab	LCS dup	5/8/2013	Pesticide	4,4'-DDT	n/a	=	0.116	µg/L	EPA 608	0.0031	0.01			
2012/13-5	Lab	LCS dup, rec	5/8/2013	Pesticide	4,4'-DDT	n/a	=	116	%	EPA 608	-88	-88	35	147	
2012/13-5	Lab	LCS, RPD	5/8/2013	Pesticide	4,4'-DDT	n/a	=	7	%	EPA 608	-88	-88	0	30	
2012/13-5	Lab	method blank	5/11/2013	Pesticide	4,4'-DDT	n/a	<	0.0031	µg/L	EPA 608	0.0031	0.01			
2012/13-5	Lab	LCS	5/11/2013	Pesticide	4,4'-DDT	n/a	=	0.0836	µg/L	EPA 608	0.0031	0.01			
2012/13-5	Lab	LCS, rec	5/11/2013	Pesticide	4,4'-DDT	n/a	=	84	%	EPA 608	-88	-88	35	147	
2012/13-5	Lab	method blank	6/16/2013	Pesticide	4,4'-DDT	n/a	<	0.0031	µg/L	EPA 608	0.0031	0.01			
2012/13-5	Lab	LCS	6/16/2013	Pesticide	4,4'-DDT	n/a	=	0.0693	µg/L	EPA 608	0.0031	0.01			
2012/13-5	Lab	LCS, rec	6/16/2013	Pesticide	4,4'-DDT	n/a	=	69	%	EPA 608	-88	-88	35	147	
2012/13-5	ME-CC	matrix spike	6/16/2013	Pesticide	4,4'-DDT	n/a	=	0.069	µg/L	EPA 608	0.0031	0.01			
2012/13-5	ME-CC	matrix spike, rec	6/16/2013	Pesticide	4,4'-DDT	n/a	=	69	%	EPA 608	-88	-88	11	151	
2012/13-5	ME-CC	matrix spike dup	6/16/2013	Pesticide	4,4'-DDT	n/a	=	0.0668	µg/L	EPA 608	0.0031	0.01			
2012/13-5	ME-CC	matrix spike dup, rec	6/16/2013	Pesticide	4,4'-DDT	n/a	=	67	%	EPA 608	-88	-88	11	151	
2012/13-5	ME-CC	matrix spike, RPD	6/16/2013	Pesticide	4,4'-DDT	n/a	=	3	%	EPA 608	-88	-88	0	30	
2012/13-5	MO-OJA	matrix spike	5/11/2013	Pesticide	4,4'-DDT	n/a	=	0.0827	µg/L	EPA 608	0.0031	0.01			
2012/13-5	MO-OJA	matrix spike, rec	5/11/2013	Pesticide	4,4'-DDT	n/a	=	83	%	EPA 608	-88	-88	11	151	
2012/13-5	MO-OJA	matrix spike dup	5/11/2013	Pesticide	4,4'-DDT	n/a	=	0.0938	µg/L	EPA 608	0.0031	0.01			
2012/13-5	MO-OJA	matrix spike dup, rec	5/11/2013	Pesticide	4,4'-DDT	n/a	=	94	%	EPA 608	-88	-88	11	151	
2012/13-5	MO-OJA	matrix spike, RPD	5/11/2013	Pesticide	4,4'-DDT	n/a	=	13	%	EPA 608	-88	-88	0	30	
2012/13-5	000NONPJ	matrix spike	4/26/2013	Pesticide	Acifluorfen	n/a	=	3.43	µg/L	EPA 515.3	0.06	0.4			
2012/13-5	000NONPJ	matrix spike, rec	4/26/2013	Pesticide	Acifluorfen	n/a	=	86	%	EPA 515.3	-88	-88	70	130	
2012/13-5	000NONPJ	matrix spike dup	4/26/2013	Pesticide	Acifluorfen	n/a	=	3.62	µg/L	EPA 515.3	0.06	0.4			
2012/13-5	000NONPJ	matrix spike dup, rec	4/26/2013	Pesticide	Acifluorfen	n/a	=	90	%	EPA 515.3	-88	-88	70	130	
2012/13-5	000NONPJ	matrix spike, RPD	4/26/2013	Pesticide	Acifluorfen	n/a	=	5	%	EPA 515.3	-88	-88	0	30	
2012/13-5	000NONPJ	matrix spike	6/6/2013	Pesticide	Acifluorfen	n/a	=	3.29	µg/L	EPA 515.3	0.06	0.4			
2012/13-5	000NONPJ	matrix spike, rec	6/6/2013	Pesticide	Acifluorfen	n/a	=	82	%	EPA 515.3	-88	-88	70	130	
2012/13-5	000NONPJ	matrix spike dup	6/6/2013	Pesticide	Acifluorfen	n/a	=	3.4	µg/L	EPA 515.3	0.06	0.4			
2012/13-5	000NONPJ	matrix spike dup, rec	6/6/2013	Pesticide	Acifluorfen	n/a	=	85	%	EPA 515.3	-88	-88	70	130	
2012/13-5	000NONPJ	matrix spike, RPD	6/6/2013	Pesticide	Acifluorfen	n/a	=	3	%	EPA 515.3	-88	-88	0	30	
2012/13-5	Lab	method blank	4/26/2013	Pesticide	Acifluorfen	n/a	<	0.06	µg/L	EPA 515.3	0.06	0.4			
2012/13-5	Lab	LCS	4/26/2013	Pesticide	Acifluorfen	n/a	=	3.17	µg/L	EPA 515.3	0.06	0.4			
2012/13-5	Lab	LCS, rec	4/26/2013	Pesticide	Acifluorfen	n/a	=	79	%	EPA 515.3	-88	-88	70	130	
2012/13-5	Lab	method blank	5/8/2013	Pesticide	Acifluorfen	n/a	<	0.06	µg/L	EPA 515.3	0.06	0.4			
2012/13-5	Lab	LCS	5/8/2013	Pesticide	Acifluorfen	n/a	=	3.63	µg/L	EPA 515.3	0.06	0.4			
2012/13-5	Lab	LCS, rec	5/8/2013	Pesticide	Acifluorfen	n/a	=	91	%	EPA 515.3	-88	-88	70	130	
2012/13-5	Lab	method blank	6/6/2013	Pesticide	Acifluorfen	n/a	<	0.06	µg/L	EPA 515.3	0.06	0.4			
2012/13-5	Lab	LCS	6/6/2013	Pesticide	Acifluorfen	n/a	=	3.05	µg/L	EPA 515.3	0.06	0.4			
2012/13-5	Lab	LCS, rec	6/6/2013	Pesticide	Acifluorfen	n/a	=	76	%	EPA 515.3	-88	-88	70	130	
2012/13-5	ME-CC	matrix spike	6/6/2013	Pesticide	Acifluorfen	n/a	=	3.25	µg/L	EPA 515.3	0.06	0.4			
2012/13-5	ME-CC	matrix spike, rec	6/6/2013	Pesticide	Acifluorfen	n/a	=	81	%	EPA 515.3	-88	-88	70	130	

Appendix F
Laboratory QA/QC Analysis Results

Event ID	Site ID	QAQC Sample Type	Analysis Date	Classification	Constituent	Fraction	Sign	Result	Units	Method	MDL	RL	QA Limit		DQOComp
													Min	Max	
2012/13-5	ME-CC	matrix spike dup	6/6/2013	Pesticide	Acifluorfen	n/a	=	3.15	µg/L	EPA 515.3	0.06	0.4			
2012/13-5	ME-CC	matrix spike dup, rec	6/6/2013	Pesticide	Acifluorfen	n/a	=	79	%	EPA 515.3	-88	-88	70	130	
2012/13-5	ME-CC	matrix spike, RPD	6/6/2013	Pesticide	Acifluorfen	n/a	=	3	%	EPA 515.3	-88	-88	0	30	
2012/13-5	MO-OJA	matrix spike	5/8/2013	Pesticide	Acifluorfen	n/a	=	4.28	µg/L	EPA 515.3	0.06	0.4			
2012/13-5	MO-OJA	matrix spike, rec	5/8/2013	Pesticide	Acifluorfen	n/a	=	107	%	EPA 515.3	-88	-88	70	130	
2012/13-5	MO-OJA	matrix spike dup	5/8/2013	Pesticide	Acifluorfen	n/a	=	4.57	µg/L	EPA 515.3	0.06	0.4			
2012/13-5	MO-OJA	matrix spike dup, rec	5/8/2013	Pesticide	Acifluorfen	n/a	=	114	%	EPA 515.3	-88	-88	70	130	
2012/13-5	MO-OJA	matrix spike, RPD	5/8/2013	Pesticide	Acifluorfen	n/a	=	7	%	EPA 515.3	-88	-88	0	30	
2012/13-5	Lab	method blank	5/1/2013	Pesticide	Alachlor	n/a	<	0.022	µg/L	EPA 525.2	0.022	0.1			
2012/13-5	Lab	LCS	5/1/2013	Pesticide	Alachlor	n/a	=	4.73	µg/L	EPA 525.2	0.022	0.1			
2012/13-5	Lab	LCS, rec	5/1/2013	Pesticide	Alachlor	n/a	=	95	%	EPA 525.2	-88	-88	58	164	
2012/13-5	Lab	LCS dup	5/1/2013	Pesticide	Alachlor	n/a	=	4.47	µg/L	EPA 525.2	0.022	0.1			
2012/13-5	Lab	LCS dup, rec	5/1/2013	Pesticide	Alachlor	n/a	=	89	%	EPA 525.2	-88	-88	58	164	
2012/13-5	Lab	LCS, RPD	5/1/2013	Pesticide	Alachlor	n/a	=	6	%	EPA 525.2	-88	-88	0	30	
2012/13-5	Lab	method blank	5/3/2013	Pesticide	Alachlor	n/a	<	0.022	µg/L	EPA 525.2	0.022	0.1			
2012/13-5	Lab	LCS	5/3/2013	Pesticide	Alachlor	n/a	=	4.94	µg/L	EPA 525.2	0.022	0.1			
2012/13-5	Lab	LCS, rec	5/3/2013	Pesticide	Alachlor	n/a	=	99	%	EPA 525.2	-88	-88	58	164	
2012/13-5	Lab	method blank	6/11/2013	Pesticide	Alachlor	n/a	<	0.022	µg/L	EPA 525.2	0.022	0.1			
2012/13-5	Lab	LCS	6/11/2013	Pesticide	Alachlor	n/a	=	4.53	µg/L	EPA 525.2	0.022	0.1			
2012/13-5	Lab	LCS, rec	6/11/2013	Pesticide	Alachlor	n/a	=	91	%	EPA 525.2	-88	-88	58	164	
2012/13-5	ME-CC	matrix spike	6/11/2013	Pesticide	Alachlor	n/a	=	4.73	µg/L	EPA 525.2	0.022	0.1			
2012/13-5	ME-CC	matrix spike, rec	6/11/2013	Pesticide	Alachlor	n/a	=	95	%	EPA 525.2	-88	-88	58	177	
2012/13-5	ME-CC	matrix spike dup	6/11/2013	Pesticide	Alachlor	n/a	=	4.63	µg/L	EPA 525.2	0.022	0.1			
2012/13-5	ME-CC	matrix spike dup, rec	6/11/2013	Pesticide	Alachlor	n/a	=	93	%	EPA 525.2	-88	-88	58	177	
2012/13-5	ME-CC	matrix spike, RPD	6/11/2013	Pesticide	Alachlor	n/a	=	2	%	EPA 525.2	-88	-88	0	30	
2012/13-5	MO-OJA	matrix spike	5/3/2013	Pesticide	Alachlor	n/a	=	5.14	µg/L	EPA 525.2	0.022	0.1			
2012/13-5	MO-OJA	matrix spike, rec	5/3/2013	Pesticide	Alachlor	n/a	=	103	%	EPA 525.2	-88	-88	58	177	
2012/13-5	MO-OJA	matrix spike dup	5/3/2013	Pesticide	Alachlor	n/a	=	5.66	µg/L	EPA 525.2	0.022	0.1			
2012/13-5	MO-OJA	matrix spike dup, rec	5/3/2013	Pesticide	Alachlor	n/a	=	113	%	EPA 525.2	-88	-88	58	177	
2012/13-5	MO-OJA	matrix spike, RPD	5/3/2013	Pesticide	Alachlor	n/a	=	10	%	EPA 525.2	-88	-88	0	30	
2012/13-5	Lab	method blank	5/8/2013	Pesticide	Aldrin	n/a	<	0.0015	µg/L	EPA 608	0.0015	0.005			
2012/13-5	Lab	LCS	5/8/2013	Pesticide	Aldrin	n/a	=	0.0825	µg/L	EPA 608	0.0015	0.005			
2012/13-5	Lab	LCS, rec	5/8/2013	Pesticide	Aldrin	n/a	=	82	%	EPA 608	-88	-88	18	117	
2012/13-5	Lab	LCS dup	5/8/2013	Pesticide	Aldrin	n/a	=	0.0966	µg/L	EPA 608	0.0015	0.005			
2012/13-5	Lab	LCS dup, rec	5/8/2013	Pesticide	Aldrin	n/a	=	97	%	EPA 608	-88	-88	18	117	
2012/13-5	Lab	LCS, RPD	5/8/2013	Pesticide	Aldrin	n/a	=	16	%	EPA 608	-88	-88	0	30	
2012/13-5	Lab	method blank	5/11/2013	Pesticide	Aldrin	n/a	<	0.0015	µg/L	EPA 608	0.0015	0.005			
2012/13-5	Lab	LCS	5/11/2013	Pesticide	Aldrin	n/a	=	0.0857	µg/L	EPA 608	0.0015	0.005			
2012/13-5	Lab	LCS, rec	5/11/2013	Pesticide	Aldrin	n/a	=	86	%	EPA 608	-88	-88	18	117	
2012/13-5	Lab	method blank	6/16/2013	Pesticide	Aldrin	n/a	<	0.0015	µg/L	EPA 608	0.0015	0.005			
2012/13-5	Lab	LCS	6/16/2013	Pesticide	Aldrin	n/a	=	0.0834	µg/L	EPA 608	0.0015	0.005			
2012/13-5	Lab	LCS, rec	6/16/2013	Pesticide	Aldrin	n/a	=	83	%	EPA 608	-88	-88	18	117	
2012/13-5	ME-CC	matrix spike	6/16/2013	Pesticide	Aldrin	n/a	=	0.0839	µg/L	EPA 608	0.0015	0.005			
2012/13-5	ME-CC	matrix spike, rec	6/16/2013	Pesticide	Aldrin	n/a	=	84	%	EPA 608	-88	-88	18	110	
2012/13-5	ME-CC	matrix spike dup	6/16/2013	Pesticide	Aldrin	n/a	=	0.0804	µg/L	EPA 608	0.0015	0.005			
2012/13-5	ME-CC	matrix spike dup, rec	6/16/2013	Pesticide	Aldrin	n/a	=	80	%	EPA 608	-88	-88	18	110	
2012/13-5	ME-CC	matrix spike, RPD	6/16/2013	Pesticide	Aldrin	n/a	=	4	%	EPA 608	-88	-88	0	30	

Appendix F
Laboratory QA/QC Analysis Results

Event ID	Site ID	QAQC Sample Type	Analysis Date	Classification	Constituent	Fraction	Sign	Result	Units	Method	MDL	RL	QA Limit		DQOComp
													Min	Max	
2012/13-5	MO-OJA	matrix spike	5/11/2013	Pesticide	Aldrin	n/a	=	0.0787	µg/L	EPA 608	0.0015	0.005			
2012/13-5	MO-OJA	matrix spike, rec	5/11/2013	Pesticide	Aldrin	n/a	=	79	%	EPA 608	-88	-88	18	110	
2012/13-5	MO-OJA	matrix spike dup	5/11/2013	Pesticide	Aldrin	n/a	=	0.0874	µg/L	EPA 608	0.0015	0.005			
2012/13-5	MO-OJA	matrix spike dup, rec	5/11/2013	Pesticide	Aldrin	n/a	=	87	%	EPA 608	-88	-88	18	110	
2012/13-5	MO-OJA	matrix spike, RPD	5/11/2013	Pesticide	Aldrin	n/a	=	10	%	EPA 608	-88	-88	0	30	
2012/13-5	Lab	method blank	5/8/2013	Pesticide	alpha-BHC	n/a	<	0.0018	µg/L	EPA 608	0.0018	0.01			
2012/13-5	Lab	LCS	5/8/2013	Pesticide	alpha-BHC	n/a	=	0.102	µg/L	EPA 608	0.0018	0.01			
2012/13-5	Lab	LCS, rec	5/8/2013	Pesticide	alpha-BHC	n/a	=	102	%	EPA 608	-88	-88	47	119	
2012/13-5	Lab	LCS dup	5/8/2013	Pesticide	alpha-BHC	n/a	=	0.118	µg/L	EPA 608	0.0018	0.01			
2012/13-5	Lab	LCS dup, rec	5/8/2013	Pesticide	alpha-BHC	n/a	=	118	%	EPA 608	-88	-88	47	119	
2012/13-5	Lab	LCS, RPD	5/8/2013	Pesticide	alpha-BHC	n/a	=	15	%	EPA 608	-88	-88	0	30	
2012/13-5	Lab	method blank	5/11/2013	Pesticide	alpha-BHC	n/a	<	0.0018	µg/L	EPA 608	0.0018	0.01			
2012/13-5	Lab	LCS	5/11/2013	Pesticide	alpha-BHC	n/a	=	0.092	µg/L	EPA 608	0.0018	0.01			
2012/13-5	Lab	LCS, rec	5/11/2013	Pesticide	alpha-BHC	n/a	=	92	%	EPA 608	-88	-88	47	119	
2012/13-5	Lab	method blank	6/16/2013	Pesticide	alpha-BHC	n/a	<	0.0018	µg/L	EPA 608	0.0018	0.01			
2012/13-5	Lab	LCS	6/16/2013	Pesticide	alpha-BHC	n/a	=	0.0887	µg/L	EPA 608	0.0018	0.01			
2012/13-5	Lab	LCS, rec	6/16/2013	Pesticide	alpha-BHC	n/a	=	89	%	EPA 608	-88	-88	47	119	
2012/13-5	ME-CC	matrix spike	6/16/2013	Pesticide	alpha-BHC	n/a	=	0.0953	µg/L	EPA 608	0.0018	0.01			
2012/13-5	ME-CC	matrix spike, rec	6/16/2013	Pesticide	alpha-BHC	n/a	=	95	%	EPA 608	-88	-88	43	114	
2012/13-5	ME-CC	matrix spike dup	6/16/2013	Pesticide	alpha-BHC	n/a	=	0.0954	µg/L	EPA 608	0.0018	0.01			
2012/13-5	ME-CC	matrix spike dup, rec	6/16/2013	Pesticide	alpha-BHC	n/a	=	95	%	EPA 608	-88	-88	43	114	
2012/13-5	ME-CC	matrix spike, RPD	6/16/2013	Pesticide	alpha-BHC	n/a	=	0.2	%	EPA 608	-88	-88	0	30	
2012/13-5	MO-OJA	matrix spike	5/11/2013	Pesticide	alpha-BHC	n/a	=	0.0798	µg/L	EPA 608	0.0018	0.01			
2012/13-5	MO-OJA	matrix spike, rec	5/11/2013	Pesticide	alpha-BHC	n/a	=	80	%	EPA 608	-88	-88	43	114	
2012/13-5	MO-OJA	matrix spike dup	5/11/2013	Pesticide	alpha-BHC	n/a	=	0.0889	µg/L	EPA 608	0.0018	0.01			
2012/13-5	MO-OJA	matrix spike dup, rec	5/11/2013	Pesticide	alpha-BHC	n/a	=	89	%	EPA 608	-88	-88	43	114	
2012/13-5	MO-OJA	matrix spike, RPD	5/11/2013	Pesticide	alpha-BHC	n/a	=	11	%	EPA 608	-88	-88	0	30	
2012/13-5	Lab	method blank	5/8/2013	Pesticide	alpha-Chlordane	n/a	<	0.0041	µg/L	EPA 608	0.0041	0.01			
2012/13-5	Lab	method blank	5/11/2013	Pesticide	alpha-Chlordane	n/a	<	0.0041	µg/L	EPA 608	0.0041	0.01			
2012/13-5	Lab	method blank	6/16/2013	Pesticide	alpha-Chlordane	n/a	<	0.0041	µg/L	EPA 608	0.0041	0.01			
2012/13-5	Lab	method blank	5/1/2013	Pesticide	Atrazine	n/a	<	0.034	µg/L	EPA 525.2	0.034	0.1			
2012/13-5	Lab	LCS	5/1/2013	Pesticide	Atrazine	n/a	=	4.97	µg/L	EPA 525.2	0.034	0.1			
2012/13-5	Lab	LCS, rec	5/1/2013	Pesticide	Atrazine	n/a	=	99	%	EPA 525.2	-88	-88	68	133	
2012/13-5	Lab	LCS dup	5/1/2013	Pesticide	Atrazine	n/a	=	4.57	µg/L	EPA 525.2	0.034	0.1			
2012/13-5	Lab	LCS dup, rec	5/1/2013	Pesticide	Atrazine	n/a	=	91	%	EPA 525.2	-88	-88	68	133	
2012/13-5	Lab	LCS, RPD	5/1/2013	Pesticide	Atrazine	n/a	=	8	%	EPA 525.2	-88	-88	0	30	
2012/13-5	Lab	method blank	5/3/2013	Pesticide	Atrazine	n/a	<	0.034	µg/L	EPA 525.2	0.034	0.1			
2012/13-5	Lab	LCS	5/3/2013	Pesticide	Atrazine	n/a	=	5.19	µg/L	EPA 525.2	0.034	0.1			
2012/13-5	Lab	LCS, rec	5/3/2013	Pesticide	Atrazine	n/a	=	104	%	EPA 525.2	-88	-88	68	133	
2012/13-5	Lab	method blank	6/11/2013	Pesticide	Atrazine	n/a	<	0.034	µg/L	EPA 525.2	0.034	0.1			
2012/13-5	Lab	LCS	6/11/2013	Pesticide	Atrazine	n/a	=	5.24	µg/L	EPA 525.2	0.034	0.1			
2012/13-5	Lab	LCS, rec	6/11/2013	Pesticide	Atrazine	n/a	=	105	%	EPA 525.2	-88	-88	68	133	
2012/13-5	ME-CC	matrix spike	6/11/2013	Pesticide	Atrazine	n/a	=	5.7	µg/L	EPA 525.2	0.034	0.1			
2012/13-5	ME-CC	matrix spike, rec	6/11/2013	Pesticide	Atrazine	n/a	=	114	%	EPA 525.2	-88	-88	53	142	
2012/13-5	ME-CC	matrix spike dup	6/11/2013	Pesticide	Atrazine	n/a	=	5.76	µg/L	EPA 525.2	0.034	0.1			
2012/13-5	ME-CC	matrix spike dup, rec	6/11/2013	Pesticide	Atrazine	n/a	=	115	%	EPA 525.2	-88	-88	53	142	
2012/13-5	ME-CC	matrix spike, RPD	6/11/2013	Pesticide	Atrazine	n/a	=	1	%	EPA 525.2	-88	-88	0	30	

Appendix F
Laboratory QA/QC Analysis Results

Event ID	Site ID	QAQC Sample Type	Analysis Date	Classification	Constituent	Fraction	Sign	Result	Units	Method	MDL	RL	QA Limit		DQOComp
													Min	Max	
2012/13-5	MO-OJA	matrix spike	5/3/2013	Pesticide	Atrazine	n/a	=	4.91	µg/L	EPA 525.2	0.034	0.1			
2012/13-5	MO-OJA	matrix spike, rec	5/3/2013	Pesticide	Atrazine	n/a	=	98	%	EPA 525.2	-88	-88	53	142	
2012/13-5	MO-OJA	matrix spike dup	5/3/2013	Pesticide	Atrazine	n/a	=	4.6	µg/L	EPA 525.2	0.034	0.1			
2012/13-5	MO-OJA	matrix spike dup, rec	5/3/2013	Pesticide	Atrazine	n/a	=	92	%	EPA 525.2	-88	-88	53	142	
2012/13-5	MO-OJA	matrix spike, RPD	5/3/2013	Pesticide	Atrazine	n/a	=	7	%	EPA 525.2	-88	-88	0	30	
2012/13-5	Lab	method blank	4/29/2013	Pesticide	Azinphos methyl	n/a	<	0.0055	µg/L	EPA 525.2	0.0055	0.01			
2012/13-5	Lab	LCS	4/29/2013	Pesticide	Azinphos methyl	n/a	=	0.063	µg/L	EPA 525.2	0.0055	0.01			
2012/13-5	Lab	LCS, rec	4/29/2013	Pesticide	Azinphos methyl	n/a	=	126	%	EPA 525.2	-88	-88	50	150	
2012/13-5	Lab	method blank	5/14/2013	Pesticide	Azinphos methyl	n/a	<	0.0055	µg/L	EPA 525.2	0.0055	0.01			
2012/13-5	Lab	LCS	5/14/2013	Pesticide	Azinphos methyl	n/a	=	0.0435	µg/L	EPA 525.2	0.0055	0.01			
2012/13-5	Lab	LCS, rec	5/14/2013	Pesticide	Azinphos methyl	n/a	=	87	%	EPA 525.2	-88	-88	50	150	
2012/13-5	Lab	method blank	6/13/2013	Pesticide	Azinphos methyl	n/a	<	0.0055	µg/L	EPA 525.2	0.0055	0.01			
2012/13-5	Lab	LCS	6/13/2013	Pesticide	Azinphos methyl	n/a	=	0.0428	µg/L	EPA 525.2	0.0055	0.01			
2012/13-5	Lab	LCS, rec	6/13/2013	Pesticide	Azinphos methyl	n/a	=	86	%	EPA 525.2	-88	-88	50	150	
2012/13-5	ME-CC	matrix spike	6/13/2013	Pesticide	Azinphos methyl	n/a	=	0.039	µg/L	EPA 525.2	0.0055	0.01			
2012/13-5	ME-CC	matrix spike, rec	6/13/2013	Pesticide	Azinphos methyl	n/a	=	78	%	EPA 525.2	-88	-88	50	150	
2012/13-5	ME-CC	matrix spike dup	6/13/2013	Pesticide	Azinphos methyl	n/a	=	0.0379	µg/L	EPA 525.2	0.0055	0.01			
2012/13-5	ME-CC	matrix spike dup, rec	6/13/2013	Pesticide	Azinphos methyl	n/a	=	76	%	EPA 525.2	-88	-88	50	150	
2012/13-5	ME-CC	matrix spike, RPD	6/13/2013	Pesticide	Azinphos methyl	n/a	=	3	%	EPA 525.2	-88	-88	0	25	
2012/13-5	MO-OJA	matrix spike	5/14/2013	Pesticide	Azinphos methyl	n/a	=	0.0256	µg/L	EPA 525.2	0.0055	0.01			
2012/13-5	MO-OJA	matrix spike, rec	5/14/2013	Pesticide	Azinphos methyl	n/a	=	51	%	EPA 525.2	-88	-88	50	150	
2012/13-5	MO-OJA	matrix spike dup	5/14/2013	Pesticide	Azinphos methyl	n/a	=	0.0277	µg/L	EPA 525.2	0.0055	0.01			
2012/13-5	MO-OJA	matrix spike dup, rec	5/14/2013	Pesticide	Azinphos methyl	n/a	=	55	%	EPA 525.2	-88	-88	50	150	
2012/13-5	MO-OJA	matrix spike, RPD	5/14/2013	Pesticide	Azinphos methyl	n/a	=	8	%	EPA 525.2	-88	-88	0	25	
2012/13-5	MO-OXN	matrix spike dup	4/29/2013	Pesticide	Azinphos methyl	n/a	=	0.0426	µg/L	EPA 525.2	0.0055	0.01			
2012/13-5	MO-OXN	matrix spike dup, rec	4/29/2013	Pesticide	Azinphos methyl	n/a	=	85	%	EPA 525.2	-88	-88	50	150	
2012/13-5	MO-OXN	matrix spike, RPD	4/29/2013	Pesticide	Azinphos methyl	n/a	=	2	%	EPA 525.2	-88	-88	0	25	
2012/13-5	MO-OXN	matrix spike	4/29/2013	Pesticide	Azinphos methyl	n/a	=	0.0436	µg/L	EPA 525.2	0.0055	0.01			
2012/13-5	MO-OXN	matrix spike, rec	4/29/2013	Pesticide	Azinphos methyl	n/a	=	87	%	EPA 525.2	-88	-88	50	150	
2012/13-5	000NONPJ	matrix spike	4/26/2013	Pesticide	Bentazon	n/a	=	14.6	µg/L	EPA 515.3	0.11	2			
2012/13-5	000NONPJ	matrix spike, rec	4/26/2013	Pesticide	Bentazon	n/a	=	91	%	EPA 515.3	-88	-88	70	130	
2012/13-5	000NONPJ	matrix spike dup	4/26/2013	Pesticide	Bentazon	n/a	=	14.5	µg/L	EPA 515.3	0.11	2			
2012/13-5	000NONPJ	matrix spike dup, rec	4/26/2013	Pesticide	Bentazon	n/a	=	90	%	EPA 515.3	-88	-88	70	130	
2012/13-5	000NONPJ	matrix spike, RPD	4/26/2013	Pesticide	Bentazon	n/a	=	0.6	%	EPA 515.3	-88	-88	0	30	
2012/13-5	000NONPJ	matrix spike	6/6/2013	Pesticide	Bentazon	n/a	=	13.6	µg/L	EPA 515.3	0.11	2			
2012/13-5	000NONPJ	matrix spike, rec	6/6/2013	Pesticide	Bentazon	n/a	=	85	%	EPA 515.3	-88	-88	70	130	
2012/13-5	000NONPJ	matrix spike dup	6/6/2013	Pesticide	Bentazon	n/a	=	13.9	µg/L	EPA 515.3	0.11	2			
2012/13-5	000NONPJ	matrix spike dup, rec	6/6/2013	Pesticide	Bentazon	n/a	=	87	%	EPA 515.3	-88	-88	70	130	
2012/13-5	000NONPJ	matrix spike, RPD	6/6/2013	Pesticide	Bentazon	n/a	=	2	%	EPA 515.3	-88	-88	0	30	
2012/13-5	Lab	method blank	4/26/2013	Pesticide	Bentazon	n/a	<	0.11	µg/L	EPA 515.3	0.11	2			
2012/13-5	Lab	LCS	4/26/2013	Pesticide	Bentazon	n/a	=	14.7	µg/L	EPA 515.3	0.11	2			
2012/13-5	Lab	LCS, rec	4/26/2013	Pesticide	Bentazon	n/a	=	92	%	EPA 515.3	-88	-88	70	130	
2012/13-5	Lab	method blank	5/8/2013	Pesticide	Bentazon	n/a	<	0.11	µg/L	EPA 515.3	0.11	2			
2012/13-5	Lab	LCS	5/8/2013	Pesticide	Bentazon	n/a	=	14.5	µg/L	EPA 515.3	0.11	2			
2012/13-5	Lab	LCS, rec	5/8/2013	Pesticide	Bentazon	n/a	=	91	%	EPA 515.3	-88	-88	70	130	
2012/13-5	Lab	method blank	6/6/2013	Pesticide	Bentazon	n/a	<	0.11	µg/L	EPA 515.3	0.11	2			
2012/13-5	Lab	LCS	6/6/2013	Pesticide	Bentazon	n/a	=	14.6	µg/L	EPA 515.3	0.11	2			

Appendix F
Laboratory QA/QC Analysis Results

Event ID	Site ID	QAQC Sample Type	Analysis Date	Classification	Constituent	Fraction	Sign	Result	Units	Method	MDL	RL	QA Limit		DQOComp
													Min	Max	
2012/13-5	Lab	LCS, rec	6/6/2013	Pesticide	Bentazon	n/a	=	91	%	EPA 515.3	-88	-88	70	130	
2012/13-5	ME-CC	matrix spike	6/6/2013	Pesticide	Bentazon	n/a	=	15	µg/L	EPA 515.3	0.11	2			
2012/13-5	ME-CC	matrix spike, rec	6/6/2013	Pesticide	Bentazon	n/a	=	94	%	EPA 515.3	-88	-88	70	130	
2012/13-5	ME-CC	matrix spike dup	6/6/2013	Pesticide	Bentazon	n/a	=	14.8	µg/L	EPA 515.3	0.11	2			
2012/13-5	ME-CC	matrix spike dup, rec	6/6/2013	Pesticide	Bentazon	n/a	=	93	%	EPA 515.3	-88	-88	70	130	
2012/13-5	ME-CC	matrix spike, RPD	6/6/2013	Pesticide	Bentazon	n/a	=	1	%	EPA 515.3	-88	-88	0	30	
2012/13-5	MO-OJA	matrix spike	5/8/2013	Pesticide	Bentazon	n/a	=	14.2	µg/L	EPA 515.3	0.11	2			
2012/13-5	MO-OJA	matrix spike, rec	5/8/2013	Pesticide	Bentazon	n/a	=	89	%	EPA 515.3	-88	-88	70	130	
2012/13-5	MO-OJA	matrix spike dup	5/8/2013	Pesticide	Bentazon	n/a	=	14.2	µg/L	EPA 515.3	0.11	2			
2012/13-5	MO-OJA	matrix spike dup, rec	5/8/2013	Pesticide	Bentazon	n/a	=	89	%	EPA 515.3	-88	-88	70	130	
2012/13-5	MO-OJA	matrix spike, RPD	5/8/2013	Pesticide	Bentazon	n/a	=	0.1	%	EPA 515.3	-88	-88	0	30	
2012/13-5	Lab	method blank	5/8/2013	Pesticide	beta-BHC	n/a	<	0.0031	µg/L	EPA 608	0.0031	0.005			
2012/13-5	Lab	LCS	5/8/2013	Pesticide	beta-BHC	n/a	=	0.0892	µg/L	EPA 608	0.0031	0.005			
2012/13-5	Lab	LCS, rec	5/8/2013	Pesticide	beta-BHC	n/a	=	89	%	EPA 608	-88	-88	53	123	
2012/13-5	Lab	LCS dup	5/8/2013	Pesticide	beta-BHC	n/a	=	0.0938	µg/L	EPA 608	0.0031	0.005			
2012/13-5	Lab	LCS dup, rec	5/8/2013	Pesticide	beta-BHC	n/a	=	94	%	EPA 608	-88	-88	53	123	
2012/13-5	Lab	LCS, RPD	5/8/2013	Pesticide	beta-BHC	n/a	=	5	%	EPA 608	-88	-88	0	30	
2012/13-5	Lab	method blank	5/11/2013	Pesticide	beta-BHC	n/a	<	0.0031	µg/L	EPA 608	0.0031	0.005			
2012/13-5	Lab	LCS	5/11/2013	Pesticide	beta-BHC	n/a	=	0.0767	µg/L	EPA 608	0.0031	0.005			
2012/13-5	Lab	LCS, rec	5/11/2013	Pesticide	beta-BHC	n/a	=	77	%	EPA 608	-88	-88	53	123	
2012/13-5	Lab	method blank	6/16/2013	Pesticide	beta-BHC	n/a	<	0.0031	µg/L	EPA 608	0.0031	0.005			
2012/13-5	Lab	LCS	6/16/2013	Pesticide	beta-BHC	n/a	=	0.0951	µg/L	EPA 608	0.0031	0.005			
2012/13-5	Lab	LCS, rec	6/16/2013	Pesticide	beta-BHC	n/a	=	95	%	EPA 608	-88	-88	53	123	
2012/13-5	ME-CC	matrix spike	6/16/2013	Pesticide	beta-BHC	n/a	=	0.109	µg/L	EPA 608	0.0031	0.005			
2012/13-5	ME-CC	matrix spike, rec	6/16/2013	Pesticide	beta-BHC	n/a	=	109	%	EPA 608	-88	-88	24	135	
2012/13-5	ME-CC	matrix spike dup	6/16/2013	Pesticide	beta-BHC	n/a	=	0.109	µg/L	EPA 608	0.0031	0.005			
2012/13-5	ME-CC	matrix spike dup, rec	6/16/2013	Pesticide	beta-BHC	n/a	=	109	%	EPA 608	-88	-88	24	135	
2012/13-5	ME-CC	matrix spike, RPD	6/16/2013	Pesticide	beta-BHC	n/a	=	0.01	%	EPA 608	-88	-88	0	30	
2012/13-5	MO-OJA	matrix spike	5/11/2013	Pesticide	beta-BHC	n/a	=	0.0793	µg/L	EPA 608	0.0031	0.005			
2012/13-5	MO-OJA	matrix spike, rec	5/11/2013	Pesticide	beta-BHC	n/a	=	79	%	EPA 608	-88	-88	24	135	
2012/13-5	MO-OJA	matrix spike dup	5/11/2013	Pesticide	beta-BHC	n/a	=	0.0882	µg/L	EPA 608	0.0031	0.005			
2012/13-5	MO-OJA	matrix spike dup, rec	5/11/2013	Pesticide	beta-BHC	n/a	=	88	%	EPA 608	-88	-88	24	135	
2012/13-5	MO-OJA	matrix spike, RPD	5/11/2013	Pesticide	beta-BHC	n/a	=	11	%	EPA 608	-88	-88	0	30	
2012/13-5	Lab	method blank	4/29/2013	Pesticide	Bolstar	n/a	<	0.0046	µg/L	EPA 525.2	0.0046	0.01			
2012/13-5	Lab	LCS	4/29/2013	Pesticide	Bolstar	n/a	=	0.0528	µg/L	EPA 525.2	0.0046	0.01			
2012/13-5	Lab	LCS, rec	4/29/2013	Pesticide	Bolstar	n/a	=	106	%	EPA 525.2	-88	-88	50	150	
2012/13-5	Lab	method blank	5/14/2013	Pesticide	Bolstar	n/a	<	0.0046	µg/L	EPA 525.2	0.0046	0.01			
2012/13-5	Lab	LCS	5/14/2013	Pesticide	Bolstar	n/a	=	0.0383	µg/L	EPA 525.2	0.0046	0.01			
2012/13-5	Lab	LCS, rec	5/14/2013	Pesticide	Bolstar	n/a	=	77	%	EPA 525.2	-88	-88	50	150	
2012/13-5	Lab	method blank	6/13/2013	Pesticide	Bolstar	n/a	<	0.0046	µg/L	EPA 525.2	0.0046	0.01			
2012/13-5	Lab	LCS	6/13/2013	Pesticide	Bolstar	n/a	=	0.0567	µg/L	EPA 525.2	0.0046	0.01			
2012/13-5	Lab	LCS, rec	6/13/2013	Pesticide	Bolstar	n/a	=	113	%	EPA 525.2	-88	-88	50	150	
2012/13-5	ME-CC	matrix spike	6/13/2013	Pesticide	Bolstar	n/a	=	0.0449	µg/L	EPA 525.2	0.0046	0.01			
2012/13-5	ME-CC	matrix spike, rec	6/13/2013	Pesticide	Bolstar	n/a	=	90	%	EPA 525.2	-88	-88	50	150	
2012/13-5	ME-CC	matrix spike dup	6/13/2013	Pesticide	Bolstar	n/a	=	0.047	µg/L	EPA 525.2	0.0046	0.01			
2012/13-5	ME-CC	matrix spike dup, rec	6/13/2013	Pesticide	Bolstar	n/a	=	94	%	EPA 525.2	-88	-88	50	150	
2012/13-5	ME-CC	matrix spike, RPD	6/13/2013	Pesticide	Bolstar	n/a	=	5	%	EPA 525.2	-88	-88	0	25	

Appendix F
Laboratory QA/QC Analysis Results

Event ID	Site ID	QAQC Sample Type	Analysis Date	Classification	Constituent	Fraction	Sign	Result	Units	Method	MDL	RL	QA Limit		DQOComp
													Min	Max	
2012/13-5	MO-OJA	matrix spike	5/14/2013	Pesticide	Bolstar	n/a	=	0.0494	µg/L	EPA 525.2	0.0046	0.01			
2012/13-5	MO-OJA	matrix spike, rec	5/14/2013	Pesticide	Bolstar	n/a	=	99	%	EPA 525.2	-88	-88	50	150	
2012/13-5	MO-OJA	matrix spike dup	5/14/2013	Pesticide	Bolstar	n/a	=	0.0483	µg/L	EPA 525.2	0.0046	0.01			
2012/13-5	MO-OJA	matrix spike dup, rec	5/14/2013	Pesticide	Bolstar	n/a	=	97	%	EPA 525.2	-88	-88	50	150	
2012/13-5	MO-OJA	matrix spike, RPD	5/14/2013	Pesticide	Bolstar	n/a	=	2	%	EPA 525.2	-88	-88	0	25	
2012/13-5	MO-OXN	matrix spike dup	4/29/2013	Pesticide	Bolstar	n/a	=	0.0736	µg/L	EPA 525.2	0.0046	0.01			
2012/13-5	MO-OXN	matrix spike dup, rec	4/29/2013	Pesticide	Bolstar	n/a	=	147	%	EPA 525.2	-88	-88	50	150	
2012/13-5	MO-OXN	matrix spike, RPD	4/29/2013	Pesticide	Bolstar	n/a	=	2	%	EPA 525.2	-88	-88	0	25	
2012/13-5	MO-OXN	matrix spike	4/29/2013	Pesticide	Bolstar	n/a	=	0.0748	µg/L	EPA 525.2	0.0046	0.01			
2012/13-5	MO-OXN	matrix spike, rec	4/29/2013	Pesticide	Bolstar	n/a	=	150	%	EPA 525.2	-88	-88	50	150	
2012/13-5	Lab	method blank	5/1/2013	Pesticide	Bromacil	n/a	<	0.038	µg/L	EPA 525.2	0.038	1			
2012/13-5	Lab	LCS	5/1/2013	Pesticide	Bromacil	n/a	=	5.54	µg/L	EPA 525.2	0.038	1			
2012/13-5	Lab	LCS, rec	5/1/2013	Pesticide	Bromacil	n/a	=	111	%	EPA 525.2	-88	-88	43	177	
2012/13-5	Lab	LCS dup	5/1/2013	Pesticide	Bromacil	n/a	=	4.65	µg/L	EPA 525.2	0.038	1			
2012/13-5	Lab	LCS dup, rec	5/1/2013	Pesticide	Bromacil	n/a	=	93	%	EPA 525.2	-88	-88	43	177	
2012/13-5	Lab	LCS, RPD	5/1/2013	Pesticide	Bromacil	n/a	=	17	%	EPA 525.2	-88	-88	0	30	
2012/13-5	Lab	method blank	5/3/2013	Pesticide	Bromacil	n/a	<	0.038	µg/L	EPA 525.2	0.038	1			
2012/13-5	Lab	LCS	5/3/2013	Pesticide	Bromacil	n/a	=	5.96	µg/L	EPA 525.2	0.038	1			
2012/13-5	Lab	LCS, rec	5/3/2013	Pesticide	Bromacil	n/a	=	119	%	EPA 525.2	-88	-88	43	177	
2012/13-5	Lab	method blank	6/11/2013	Pesticide	Bromacil	n/a	<	0.038	µg/L	EPA 525.2	0.038	1			
2012/13-5	Lab	LCS	6/11/2013	Pesticide	Bromacil	n/a	=	5.83	µg/L	EPA 525.2	0.038	1			
2012/13-5	Lab	LCS, rec	6/11/2013	Pesticide	Bromacil	n/a	=	117	%	EPA 525.2	-88	-88	43	177	
2012/13-5	ME-CC	matrix spike	6/11/2013	Pesticide	Bromacil	n/a	=	6.17	µg/L	EPA 525.2	0.038	1			
2012/13-5	ME-CC	matrix spike, rec	6/11/2013	Pesticide	Bromacil	n/a	=	123	%	EPA 525.2	-88	-88	71	182	
2012/13-5	ME-CC	matrix spike dup	6/11/2013	Pesticide	Bromacil	n/a	=	6.05	µg/L	EPA 525.2	0.038	1			
2012/13-5	ME-CC	matrix spike dup, rec	6/11/2013	Pesticide	Bromacil	n/a	=	121	%	EPA 525.2	-88	-88	71	182	
2012/13-5	ME-CC	matrix spike, RPD	6/11/2013	Pesticide	Bromacil	n/a	=	2	%	EPA 525.2	-88	-88	0	30	
2012/13-5	MO-OJA	matrix spike	5/3/2013	Pesticide	Bromacil	n/a	=	5.55	µg/L	EPA 525.2	0.038	1			
2012/13-5	MO-OJA	matrix spike, rec	5/3/2013	Pesticide	Bromacil	n/a	=	111	%	EPA 525.2	-88	-88	71	182	
2012/13-5	MO-OJA	matrix spike dup	5/3/2013	Pesticide	Bromacil	n/a	=	5.92	µg/L	EPA 525.2	0.038	1			
2012/13-5	MO-OJA	matrix spike dup, rec	5/3/2013	Pesticide	Bromacil	n/a	=	118	%	EPA 525.2	-88	-88	71	182	
2012/13-5	MO-OJA	matrix spike, RPD	5/3/2013	Pesticide	Bromacil	n/a	=	6	%	EPA 525.2	-88	-88	0	30	
2012/13-5	Lab	method blank	5/1/2013	Pesticide	Butachlor	n/a	<	0.017	µg/L	EPA 525.2	0.017	0.2			
2012/13-5	Lab	LCS	5/1/2013	Pesticide	Butachlor	n/a	=	5.43	µg/L	EPA 525.2	0.017	0.2			
2012/13-5	Lab	LCS, rec	5/1/2013	Pesticide	Butachlor	n/a	=	109	%	EPA 525.2	-88	-88	55	178	
2012/13-5	Lab	LCS dup	5/1/2013	Pesticide	Butachlor	n/a	=	5.26	µg/L	EPA 525.2	0.017	0.2			
2012/13-5	Lab	LCS dup, rec	5/1/2013	Pesticide	Butachlor	n/a	=	105	%	EPA 525.2	-88	-88	55	178	
2012/13-5	Lab	LCS, RPD	5/1/2013	Pesticide	Butachlor	n/a	=	3	%	EPA 525.2	-88	-88	0	30	
2012/13-5	Lab	method blank	5/3/2013	Pesticide	Butachlor	n/a	<	0.017	µg/L	EPA 525.2	0.017	0.2			
2012/13-5	Lab	LCS	5/3/2013	Pesticide	Butachlor	n/a	=	5.94	µg/L	EPA 525.2	0.017	0.2			
2012/13-5	Lab	LCS, rec	5/3/2013	Pesticide	Butachlor	n/a	=	119	%	EPA 525.2	-88	-88	55	178	
2012/13-5	Lab	method blank	6/11/2013	Pesticide	Butachlor	n/a	<	0.017	µg/L	EPA 525.2	0.017	0.2			
2012/13-5	Lab	LCS	6/11/2013	Pesticide	Butachlor	n/a	=	4.71	µg/L	EPA 525.2	0.017	0.2			
2012/13-5	Lab	LCS, rec	6/11/2013	Pesticide	Butachlor	n/a	=	94	%	EPA 525.2	-88	-88	55	178	
2012/13-5	ME-CC	matrix spike	6/11/2013	Pesticide	Butachlor	n/a	=	4.74	µg/L	EPA 525.2	0.017	0.2			
2012/13-5	ME-CC	matrix spike, rec	6/11/2013	Pesticide	Butachlor	n/a	=	95	%	EPA 525.2	-88	-88	67	181	
2012/13-5	ME-CC	matrix spike dup	6/11/2013	Pesticide	Butachlor	n/a	=	4.78	µg/L	EPA 525.2	0.017	0.2			

Appendix F
Laboratory QA/QC Analysis Results

Event ID	Site ID	QAQC Sample Type	Analysis Date	Classification	Constituent	Fraction	Sign	Result	Units	Method	MDL	RL	QA Limit		DQOComp
													Min	Max	
2012/13-5	ME-CC	matrix spike dup, rec	6/11/2013	Pesticide	Butachlor	n/a	=	96	%	EPA 525.2	-88	-88	67	181	
2012/13-5	ME-CC	matrix spike, RPD	6/11/2013	Pesticide	Butachlor	n/a	=	0.8	%	EPA 525.2	-88	-88	0	30	
2012/13-5	MO-OJA	matrix spike	5/3/2013	Pesticide	Butachlor	n/a	=	5.83	µg/L	EPA 525.2	0.017	0.2			
2012/13-5	MO-OJA	matrix spike, rec	5/3/2013	Pesticide	Butachlor	n/a	=	117	%	EPA 525.2	-88	-88	67	181	
2012/13-5	MO-OJA	matrix spike dup	5/3/2013	Pesticide	Butachlor	n/a	=	6.46	µg/L	EPA 525.2	0.017	0.2			
2012/13-5	MO-OJA	matrix spike dup, rec	5/3/2013	Pesticide	Butachlor	n/a	=	129	%	EPA 525.2	-88	-88	67	181	
2012/13-5	MO-OJA	matrix spike, RPD	5/3/2013	Pesticide	Butachlor	n/a	=	10	%	EPA 525.2	-88	-88	0	30	
2012/13-5	Lab	method blank	5/1/2013	Pesticide	Captan	n/a	<	0.86	µg/L	EPA 525.2	0.86	1			
2012/13-5	Lab	LCS	5/1/2013	Pesticide	Captan	n/a	=	4.43	µg/L	EPA 525.2	0.86	1			
2012/13-5	Lab	LCS, rec	5/1/2013	Pesticide	Captan	n/a	=	89	%	EPA 525.2	-88	-88	20	215	
2012/13-5	Lab	LCS dup	5/1/2013	Pesticide	Captan	n/a	=	4.38	µg/L	EPA 525.2	0.86	1			
2012/13-5	Lab	LCS dup, rec	5/1/2013	Pesticide	Captan	n/a	=	88	%	EPA 525.2	-88	-88	20	215	
2012/13-5	Lab	LCS, RPD	5/1/2013	Pesticide	Captan	n/a	=	1	%	EPA 525.2	-88	-88	0	30	
2012/13-5	Lab	method blank	5/3/2013	Pesticide	Captan	n/a	<	0.86	µg/L	EPA 525.2	0.86	1			
2012/13-5	Lab	LCS	5/3/2013	Pesticide	Captan	n/a	=	5.64	µg/L	EPA 525.2	0.86	1			
2012/13-5	Lab	LCS, rec	5/3/2013	Pesticide	Captan	n/a	=	113	%	EPA 525.2	-88	-88	20	215	
2012/13-5	Lab	method blank	6/11/2013	Pesticide	Captan	n/a	<	0.86	µg/L	EPA 525.2	0.86	1			
2012/13-5	Lab	LCS	6/11/2013	Pesticide	Captan	n/a	=	5.53	µg/L	EPA 525.2	0.86	1			
2012/13-5	Lab	LCS, rec	6/11/2013	Pesticide	Captan	n/a	=	111	%	EPA 525.2	-88	-88	20	215	
2012/13-5	ME-CC	matrix spike	6/11/2013	Pesticide	Captan	n/a	=	7.24	µg/L	EPA 525.2	0.86	1			
2012/13-5	ME-CC	matrix spike, rec	6/11/2013	Pesticide	Captan	n/a	=	145	%	EPA 525.2	-88	-88	45	182	
2012/13-5	ME-CC	matrix spike dup	6/11/2013	Pesticide	Captan	n/a	=	6.87	µg/L	EPA 525.2	0.86	1			
2012/13-5	ME-CC	matrix spike dup, rec	6/11/2013	Pesticide	Captan	n/a	=	137	%	EPA 525.2	-88	-88	45	182	
2012/13-5	ME-CC	matrix spike, RPD	6/11/2013	Pesticide	Captan	n/a	=	5	%	EPA 525.2	-88	-88	0	30	
2012/13-5	MO-OJA	matrix spike	5/3/2013	Pesticide	Captan	n/a	=	7.35	µg/L	EPA 525.2	0.86	1			
2012/13-5	MO-OJA	matrix spike, rec	5/3/2013	Pesticide	Captan	n/a	=	147	%	EPA 525.2	-88	-88	45	182	
2012/13-5	MO-OJA	matrix spike dup	5/3/2013	Pesticide	Captan	n/a	=	6.56	µg/L	EPA 525.2	0.86	1			
2012/13-5	MO-OJA	matrix spike dup, rec	5/3/2013	Pesticide	Captan	n/a	=	131	%	EPA 525.2	-88	-88	45	182	
2012/13-5	MO-OJA	matrix spike, RPD	5/3/2013	Pesticide	Captan	n/a	=	11	%	EPA 525.2	-88	-88	0	30	
2012/13-5	Lab	method blank	5/8/2013	Pesticide	Chlordane (technical)	n/a	<	0.08	µg/L	EPA 608	0.08	0.1			
2012/13-5	Lab	method blank	5/11/2013	Pesticide	Chlordane (technical)	n/a	<	0.08	µg/L	EPA 608	0.08	0.1			
2012/13-5	Lab	method blank	6/16/2013	Pesticide	Chlordane (technical)	n/a	<	0.08	µg/L	EPA 608	0.08	0.1			
2012/13-5	Lab	method blank	5/1/2013	Pesticide	Chloropropham	n/a	<	0.01	µg/L	EPA 525.2	0.01	0.1			
2012/13-5	Lab	LCS	5/1/2013	Pesticide	Chloropropham	n/a	=	6.1	µg/L	EPA 525.2	0.01	0.1			
2012/13-5	Lab	LCS, rec	5/1/2013	Pesticide	Chloropropham	n/a	=	122	%	EPA 525.2	-88	-88	74	133	
2012/13-5	Lab	LCS dup	5/1/2013	Pesticide	Chloropropham	n/a	=	6.21	µg/L	EPA 525.2	0.01	0.1			
2012/13-5	Lab	LCS dup, rec	5/1/2013	Pesticide	Chloropropham	n/a	=	124	%	EPA 525.2	-88	-88	74	133	
2012/13-5	Lab	LCS, RPD	5/1/2013	Pesticide	Chloropropham	n/a	=	2	%	EPA 525.2	-88	-88	0	30	
2012/13-5	Lab	method blank	5/3/2013	Pesticide	Chloropropham	n/a	<	0.01	µg/L	EPA 525.2	0.01	0.1			
2012/13-5	Lab	LCS	5/3/2013	Pesticide	Chloropropham	n/a	=	5.94	µg/L	EPA 525.2	0.01	0.1			
2012/13-5	Lab	LCS, rec	5/3/2013	Pesticide	Chloropropham	n/a	=	119	%	EPA 525.2	-88	-88	74	133	
2012/13-5	Lab	method blank	6/11/2013	Pesticide	Chloropropham	n/a	<	0.01	µg/L	EPA 525.2	0.01	0.1			
2012/13-5	Lab	LCS	6/11/2013	Pesticide	Chloropropham	n/a	=	5.91	µg/L	EPA 525.2	0.01	0.1			
2012/13-5	Lab	LCS, rec	6/11/2013	Pesticide	Chloropropham	n/a	=	118	%	EPA 525.2	-88	-88	74	133	
2012/13-5	ME-CC	matrix spike	6/11/2013	Pesticide	Chloropropham	n/a	=	6.92	µg/L	EPA 525.2	0.01	0.1			GB
2012/13-5	ME-CC	matrix spike, rec	6/11/2013	Pesticide	Chloropropham	n/a	=	138	%	EPA 525.2	-88	-88	76	137	GB
2012/13-5	ME-CC	matrix spike dup	6/11/2013	Pesticide	Chloropropham	n/a	=	7.04	µg/L	EPA 525.2	0.01	0.1			GB

Appendix F
Laboratory QA/QC Analysis Results

Event ID	Site ID	QAQC Sample Type	Analysis Date	Classification	Constituent	Fraction	Sign	Result	Units	Method	MDL	RL	QA Limit		DQOComp
													Min	Max	
2012/13-5	ME-CC	matrix spike dup, rec	6/11/2013	Pesticide	Chloropropham	n/a	=	141	%	EPA 525.2	-88	-88	76	137	GB
2012/13-5	ME-CC	matrix spike, RPD	6/11/2013	Pesticide	Chloropropham	n/a	=	2	%	EPA 525.2	-88	-88	0	30	
2012/13-5	MO-OJA	matrix spike	5/3/2013	Pesticide	Chloropropham	n/a	=	6.51	µg/L	EPA 525.2	0.01	0.1			
2012/13-5	MO-OJA	matrix spike, rec	5/3/2013	Pesticide	Chloropropham	n/a	=	130	%	EPA 525.2	-88	-88	76	137	
2012/13-5	MO-OJA	matrix spike dup	5/3/2013	Pesticide	Chloropropham	n/a	=	6.47	µg/L	EPA 525.2	0.01	0.1			
2012/13-5	MO-OJA	matrix spike dup, rec	5/3/2013	Pesticide	Chloropropham	n/a	=	129	%	EPA 525.2	-88	-88	76	137	
2012/13-5	MO-OJA	matrix spike, RPD	5/3/2013	Pesticide	Chloropropham	n/a	=	0.6	%	EPA 525.2	-88	-88	0	30	
2012/13-5	Lab	method blank	4/29/2013	Pesticide	Chlorpyrifos	n/a	<	0.0069	µg/L	EPA 525.2	0.0069	0.01			
2012/13-5	Lab	LCS	4/29/2013	Pesticide	Chlorpyrifos	n/a	=	0.0502	µg/L	EPA 525.2	0.0069	0.01			
2012/13-5	Lab	LCS, rec	4/29/2013	Pesticide	Chlorpyrifos	n/a	=	100	%	EPA 525.2	-88	-88	50	150	
2012/13-5	Lab	method blank	5/14/2013	Pesticide	Chlorpyrifos	n/a	<	0.0069	µg/L	EPA 525.2	0.0069	0.01			
2012/13-5	Lab	LCS	5/14/2013	Pesticide	Chlorpyrifos	n/a	=	0.0468	µg/L	EPA 525.2	0.0069	0.01			
2012/13-5	Lab	LCS, rec	5/14/2013	Pesticide	Chlorpyrifos	n/a	=	94	%	EPA 525.2	-88	-88	50	150	
2012/13-5	Lab	method blank	6/13/2013	Pesticide	Chlorpyrifos	n/a	=	0.0452	µg/L	EPA 525.2	0.0069	0.01			IP
2012/13-5	Lab	LCS	6/13/2013	Pesticide	Chlorpyrifos	n/a	=	0.126	µg/L	EPA 525.2	0.0069	0.01			EUM
2012/13-5	Lab	LCS, rec	6/13/2013	Pesticide	Chlorpyrifos	n/a	=	251	%	EPA 525.2	-88	-88	50	150	EUM
2012/13-5	ME-CC	matrix spike	6/13/2013	Pesticide	Chlorpyrifos	n/a	=	0.0594	µg/L	EPA 525.2	0.0069	0.01			
2012/13-5	ME-CC	matrix spike, rec	6/13/2013	Pesticide	Chlorpyrifos	n/a	=	119	%	EPA 525.2	-88	-88	50	150	
2012/13-5	ME-CC	matrix spike dup	6/13/2013	Pesticide	Chlorpyrifos	n/a	=	0.0617	µg/L	EPA 525.2	0.0069	0.01			
2012/13-5	ME-CC	matrix spike dup, rec	6/13/2013	Pesticide	Chlorpyrifos	n/a	=	123	%	EPA 525.2	-88	-88	50	150	
2012/13-5	ME-CC	matrix spike, RPD	6/13/2013	Pesticide	Chlorpyrifos	n/a	=	4	%	EPA 525.2	-88	-88	0	25	
2012/13-5	MO-OJA	matrix spike	5/14/2013	Pesticide	Chlorpyrifos	n/a	=	0.0513	µg/L	EPA 525.2	0.0069	0.01			
2012/13-5	MO-OJA	matrix spike, rec	5/14/2013	Pesticide	Chlorpyrifos	n/a	=	103	%	EPA 525.2	-88	-88	50	150	
2012/13-5	MO-OJA	matrix spike dup	5/14/2013	Pesticide	Chlorpyrifos	n/a	=	0.0496	µg/L	EPA 525.2	0.0069	0.01			
2012/13-5	MO-OJA	matrix spike dup, rec	5/14/2013	Pesticide	Chlorpyrifos	n/a	=	99	%	EPA 525.2	-88	-88	50	150	
2012/13-5	MO-OJA	matrix spike, RPD	5/14/2013	Pesticide	Chlorpyrifos	n/a	=	3	%	EPA 525.2	-88	-88	0	25	
2012/13-5	MO-OXN	matrix spike dup	4/29/2013	Pesticide	Chlorpyrifos	n/a	=	0.197	µg/L	EPA 525.2	0.0069	0.01			GB
2012/13-5	MO-OXN	matrix spike dup, rec	4/29/2013	Pesticide	Chlorpyrifos	n/a	=	393	%	EPA 525.2	-88	-88	50	150	GB
2012/13-5	MO-OXN	matrix spike, RPD	4/29/2013	Pesticide	Chlorpyrifos	n/a	=	10	%	EPA 525.2	-88	-88	0	25	
2012/13-5	MO-OXN	matrix spike	4/29/2013	Pesticide	Chlorpyrifos	n/a	=	0.216	µg/L	EPA 525.2	0.0069	0.01			GB
2012/13-5	MO-OXN	matrix spike, rec	4/29/2013	Pesticide	Chlorpyrifos	n/a	=	433	%	EPA 525.2	-88	-88	50	150	GB
2012/13-5	Lab	method blank	4/29/2013	Pesticide	Coumaphos	n/a	<	0.0051	µg/L	EPA 525.2	0.0051	0.01			
2012/13-5	Lab	LCS	4/29/2013	Pesticide	Coumaphos	n/a	=	0.0586	µg/L	EPA 525.2	0.0051	0.01			
2012/13-5	Lab	LCS, rec	4/29/2013	Pesticide	Coumaphos	n/a	=	117	%	EPA 525.2	-88	-88	50	150	
2012/13-5	Lab	method blank	5/14/2013	Pesticide	Coumaphos	n/a	<	0.0051	µg/L	EPA 525.2	0.0051	0.01			
2012/13-5	Lab	LCS	5/14/2013	Pesticide	Coumaphos	n/a	=	0.0529	µg/L	EPA 525.2	0.0051	0.01			
2012/13-5	Lab	LCS, rec	5/14/2013	Pesticide	Coumaphos	n/a	=	106	%	EPA 525.2	-88	-88	50	150	
2012/13-5	Lab	method blank	6/13/2013	Pesticide	Coumaphos	n/a	<	0.0051	µg/L	EPA 525.2	0.0051	0.01			
2012/13-5	Lab	LCS	6/13/2013	Pesticide	Coumaphos	n/a	=	0.0627	µg/L	EPA 525.2	0.0051	0.01			
2012/13-5	Lab	LCS, rec	6/13/2013	Pesticide	Coumaphos	n/a	=	125	%	EPA 525.2	-88	-88	50	150	
2012/13-5	ME-CC	matrix spike	6/13/2013	Pesticide	Coumaphos	n/a	=	0.0447	µg/L	EPA 525.2	0.0051	0.01			
2012/13-5	ME-CC	matrix spike, rec	6/13/2013	Pesticide	Coumaphos	n/a	=	89	%	EPA 525.2	-88	-88	50	150	
2012/13-5	ME-CC	matrix spike dup	6/13/2013	Pesticide	Coumaphos	n/a	=	0.0451	µg/L	EPA 525.2	0.0051	0.01			
2012/13-5	ME-CC	matrix spike dup, rec	6/13/2013	Pesticide	Coumaphos	n/a	=	90	%	EPA 525.2	-88	-88	50	150	
2012/13-5	ME-CC	matrix spike, RPD	6/13/2013	Pesticide	Coumaphos	n/a	=	0.7	%	EPA 525.2	-88	-88	0	25	
2012/13-5	MO-OJA	matrix spike	5/14/2013	Pesticide	Coumaphos	n/a	=	0.0404	µg/L	EPA 525.2	0.0051	0.01			
2012/13-5	MO-OJA	matrix spike, rec	5/14/2013	Pesticide	Coumaphos	n/a	=	81	%	EPA 525.2	-88	-88	50	150	

Appendix F
Laboratory QA/QC Analysis Results

Event ID	Site ID	QAQC Sample Type	Analysis Date	Classification	Constituent	Fraction	Sign	Result	Units	Method	MDL	RL	QA Limit		DQOComp
													Min	Max	
2012/13-5	MO-OJA	matrix spike dup	5/14/2013	Pesticide	Coumaphos	n/a	=	0.0344	µg/L	EPA 525.2	0.0051	0.01			
2012/13-5	MO-OJA	matrix spike dup, rec	5/14/2013	Pesticide	Coumaphos	n/a	=	69	%	EPA 525.2	-88	-88	50	150	
2012/13-5	MO-OJA	matrix spike, RPD	5/14/2013	Pesticide	Coumaphos	n/a	=	16	%	EPA 525.2	-88	-88	0	25	
2012/13-5	MO-OXN	matrix spike dup	4/29/2013	Pesticide	Coumaphos	n/a	=	0.0739	µg/L	EPA 525.2	0.0051	0.01			
2012/13-5	MO-OXN	matrix spike dup, rec	4/29/2013	Pesticide	Coumaphos	n/a	=	148	%	EPA 525.2	-88	-88	50	150	
2012/13-5	MO-OXN	matrix spike, RPD	4/29/2013	Pesticide	Coumaphos	n/a	=	10	%	EPA 525.2	-88	-88	0	25	
2012/13-5	MO-OXN	matrix spike	4/29/2013	Pesticide	Coumaphos	n/a	=	0.067	µg/L	EPA 525.2	0.0051	0.01			
2012/13-5	MO-OXN	matrix spike, rec	4/29/2013	Pesticide	Coumaphos	n/a	=	134	%	EPA 525.2	-88	-88	50	150	
2012/13-5	Lab	method blank	5/1/2013	Pesticide	Cyanazine	n/a	<	0.024	µg/L	EPA 525.2	0.024	0.1			
2012/13-5	Lab	LCS	5/1/2013	Pesticide	Cyanazine	n/a	=	5.2	µg/L	EPA 525.2	0.024	0.1			
2012/13-5	Lab	LCS, rec	5/1/2013	Pesticide	Cyanazine	n/a	=	104	%	EPA 525.2	-88	-88	69	131	
2012/13-5	Lab	LCS dup	5/1/2013	Pesticide	Cyanazine	n/a	=	4.47	µg/L	EPA 525.2	0.024	0.1			
2012/13-5	Lab	LCS dup, rec	5/1/2013	Pesticide	Cyanazine	n/a	=	89	%	EPA 525.2	-88	-88	69	131	
2012/13-5	Lab	LCS, RPD	5/1/2013	Pesticide	Cyanazine	n/a	=	15	%	EPA 525.2	-88	-88	0	30	
2012/13-5	Lab	method blank	5/3/2013	Pesticide	Cyanazine	n/a	<	0.024	µg/L	EPA 525.2	0.024	0.1			
2012/13-5	Lab	LCS	5/3/2013	Pesticide	Cyanazine	n/a	=	5.39	µg/L	EPA 525.2	0.024	0.1			
2012/13-5	Lab	LCS, rec	5/3/2013	Pesticide	Cyanazine	n/a	=	108	%	EPA 525.2	-88	-88	69	131	
2012/13-5	Lab	method blank	6/11/2013	Pesticide	Cyanazine	n/a	<	0.024	µg/L	EPA 525.2	0.024	0.1			
2012/13-5	Lab	LCS	6/11/2013	Pesticide	Cyanazine	n/a	=	4.96	µg/L	EPA 525.2	0.024	0.1			
2012/13-5	Lab	LCS, rec	6/11/2013	Pesticide	Cyanazine	n/a	=	99	%	EPA 525.2	-88	-88	69	131	
2012/13-5	ME-CC	matrix spike	6/11/2013	Pesticide	Cyanazine	n/a	=	3.61	µg/L	EPA 525.2	0.024	0.1			
2012/13-5	ME-CC	matrix spike, rec	6/11/2013	Pesticide	Cyanazine	n/a	=	72	%	EPA 525.2	-88	-88	26	145	
2012/13-5	ME-CC	matrix spike dup	6/11/2013	Pesticide	Cyanazine	n/a	=	3.92	µg/L	EPA 525.2	0.024	0.1			
2012/13-5	ME-CC	matrix spike dup, rec	6/11/2013	Pesticide	Cyanazine	n/a	=	78	%	EPA 525.2	-88	-88	26	145	
2012/13-5	ME-CC	matrix spike, RPD	6/11/2013	Pesticide	Cyanazine	n/a	=	8	%	EPA 525.2	-88	-88	0	30	
2012/13-5	MO-OJA	matrix spike	5/3/2013	Pesticide	Cyanazine	n/a	=	3.02	µg/L	EPA 525.2	0.024	0.1			
2012/13-5	MO-OJA	matrix spike, rec	5/3/2013	Pesticide	Cyanazine	n/a	=	60	%	EPA 525.2	-88	-88	26	145	
2012/13-5	MO-OJA	matrix spike dup	5/3/2013	Pesticide	Cyanazine	n/a	=	2.63	µg/L	EPA 525.2	0.024	0.1			
2012/13-5	MO-OJA	matrix spike dup, rec	5/3/2013	Pesticide	Cyanazine	n/a	=	53	%	EPA 525.2	-88	-88	26	145	
2012/13-5	MO-OJA	matrix spike, RPD	5/3/2013	Pesticide	Cyanazine	n/a	=	14	%	EPA 525.2	-88	-88	0	30	
2012/13-5	000NONPJ	matrix spike	4/26/2013	Pesticide	Dalapon	n/a	=	8.23	µg/L	EPA 515.3	0.1	0.4			
2012/13-5	000NONPJ	matrix spike, rec	4/26/2013	Pesticide	Dalapon	n/a	=	103	%	EPA 515.3	-88	-88	70	130	
2012/13-5	000NONPJ	matrix spike dup	4/26/2013	Pesticide	Dalapon	n/a	=	7.01	µg/L	EPA 515.3	0.1	0.4			
2012/13-5	000NONPJ	matrix spike dup, rec	4/26/2013	Pesticide	Dalapon	n/a	=	88	%	EPA 515.3	-88	-88	70	130	
2012/13-5	000NONPJ	matrix spike, RPD	4/26/2013	Pesticide	Dalapon	n/a	=	16	%	EPA 515.3	-88	-88	0	30	
2012/13-5	000NONPJ	matrix spike	6/6/2013	Pesticide	Dalapon	n/a	=	7.48	µg/L	EPA 515.3	0.1	0.4			
2012/13-5	000NONPJ	matrix spike, rec	6/6/2013	Pesticide	Dalapon	n/a	=	80	%	EPA 515.3	-88	-88	70	130	
2012/13-5	000NONPJ	matrix spike dup	6/6/2013	Pesticide	Dalapon	n/a	=	7.87	µg/L	EPA 515.3	0.1	0.4			
2012/13-5	000NONPJ	matrix spike dup, rec	6/6/2013	Pesticide	Dalapon	n/a	=	84	%	EPA 515.3	-88	-88	70	130	
2012/13-5	000NONPJ	matrix spike, RPD	6/6/2013	Pesticide	Dalapon	n/a	=	5	%	EPA 515.3	-88	-88	0	30	
2012/13-5	Lab	method blank	4/26/2013	Pesticide	Dalapon	n/a	<	0.1	µg/L	EPA 515.3	0.1	0.4			
2012/13-5	Lab	LCS	4/26/2013	Pesticide	Dalapon	n/a	=	6.37	µg/L	EPA 515.3	0.1	0.4			
2012/13-5	Lab	LCS, rec	4/26/2013	Pesticide	Dalapon	n/a	=	80	%	EPA 515.3	-88	-88	70	130	
2012/13-5	Lab	method blank	5/8/2013	Pesticide	Dalapon	n/a	<	0.1	µg/L	EPA 515.3	0.1	0.4			
2012/13-5	Lab	LCS	5/8/2013	Pesticide	Dalapon	n/a	=	8.26	µg/L	EPA 515.3	0.1	0.4			
2012/13-5	Lab	LCS, rec	5/8/2013	Pesticide	Dalapon	n/a	=	103	%	EPA 515.3	-88	-88	70	130	
2012/13-5	Lab	method blank	6/6/2013	Pesticide	Dalapon	n/a	<	0.1	µg/L	EPA 515.3	0.1	0.4			

Appendix F
Laboratory QA/QC Analysis Results

Event ID	Site ID	QAQC Sample Type	Analysis Date	Classification	Constituent	Fraction	Sign	Result	Units	Method	MDL	RL	QA Limit		DQOComp
													Min	Max	
2012/13-5	Lab	LCS	6/6/2013	Pesticide	Dalapon	n/a	=	6.38	µg/L	EPA 515.3	0.1	0.4			
2012/13-5	Lab	LCS, rec	6/6/2013	Pesticide	Dalapon	n/a	=	80	%	EPA 515.3	-88	-88	70	130	
2012/13-5	ME-CC	matrix spike	6/6/2013	Pesticide	Dalapon	n/a	=	6.72	µg/L	EPA 515.3	0.1	0.4			
2012/13-5	ME-CC	matrix spike, rec	6/6/2013	Pesticide	Dalapon	n/a	=	84	%	EPA 515.3	-88	-88	70	130	
2012/13-5	ME-CC	matrix spike dup	6/6/2013	Pesticide	Dalapon	n/a	=	6.57	µg/L	EPA 515.3	0.1	0.4			
2012/13-5	ME-CC	matrix spike dup, rec	6/6/2013	Pesticide	Dalapon	n/a	=	82	%	EPA 515.3	-88	-88	70	130	
2012/13-5	ME-CC	matrix spike, RPD	6/6/2013	Pesticide	Dalapon	n/a	=	2	%	EPA 515.3	-88	-88	0	30	
2012/13-5	MO-OJA	matrix spike	5/8/2013	Pesticide	Dalapon	n/a	=	8.13	µg/L	EPA 515.3	0.1	0.4			
2012/13-5	MO-OJA	matrix spike, rec	5/8/2013	Pesticide	Dalapon	n/a	=	102	%	EPA 515.3	-88	-88	70	130	
2012/13-5	MO-OJA	matrix spike dup	5/8/2013	Pesticide	Dalapon	n/a	=	8.2	µg/L	EPA 515.3	0.1	0.4			
2012/13-5	MO-OJA	matrix spike dup, rec	5/8/2013	Pesticide	Dalapon	n/a	=	102	%	EPA 515.3	-88	-88	70	130	
2012/13-5	MO-OJA	matrix spike, RPD	5/8/2013	Pesticide	Dalapon	n/a	=	0.9	%	EPA 515.3	-88	-88	0	30	
2012/13-5	000NONPJ	matrix spike	4/26/2013	Pesticide	DCPA (Dacthal)	n/a	=	3.95	µg/L	EPA 515.3	0.07	0.1			
2012/13-5	000NONPJ	matrix spike, rec	4/26/2013	Pesticide	DCPA (Dacthal)	n/a	=	99	%	EPA 515.3	-88	-88	70	130	
2012/13-5	000NONPJ	matrix spike dup	4/26/2013	Pesticide	DCPA (Dacthal)	n/a	=	4.06	µg/L	EPA 515.3	0.07	0.1			
2012/13-5	000NONPJ	matrix spike dup, rec	4/26/2013	Pesticide	DCPA (Dacthal)	n/a	=	102	%	EPA 515.3	-88	-88	70	130	
2012/13-5	000NONPJ	matrix spike, RPD	4/26/2013	Pesticide	DCPA (Dacthal)	n/a	=	3	%	EPA 515.3	-88	-88	0	30	
2012/13-5	000NONPJ	matrix spike	6/6/2013	Pesticide	DCPA (Dacthal)	n/a	=	3.32	µg/L	EPA 515.3	0.07	0.1			
2012/13-5	000NONPJ	matrix spike, rec	6/6/2013	Pesticide	DCPA (Dacthal)	n/a	=	83	%	EPA 515.3	-88	-88	70	130	
2012/13-5	000NONPJ	matrix spike dup	6/6/2013	Pesticide	DCPA (Dacthal)	n/a	=	3.7	µg/L	EPA 515.3	0.07	0.1			
2012/13-5	000NONPJ	matrix spike dup, rec	6/6/2013	Pesticide	DCPA (Dacthal)	n/a	=	92	%	EPA 515.3	-88	-88	70	130	
2012/13-5	000NONPJ	matrix spike, RPD	6/6/2013	Pesticide	DCPA (Dacthal)	n/a	=	11	%	EPA 515.3	-88	-88	0	30	
2012/13-5	Lab	method blank	4/26/2013	Pesticide	DCPA (Dacthal)	n/a	<	0.07	µg/L	EPA 515.3	0.07	0.1			
2012/13-5	Lab	LCS	4/26/2013	Pesticide	DCPA (Dacthal)	n/a	=	3.97	µg/L	EPA 515.3	0.07	0.1			
2012/13-5	Lab	LCS, rec	4/26/2013	Pesticide	DCPA (Dacthal)	n/a	=	99	%	EPA 515.3	-88	-88	70	130	
2012/13-5	Lab	method blank	5/8/2013	Pesticide	DCPA (Dacthal)	n/a	<	0.07	µg/L	EPA 515.3	0.07	0.1			
2012/13-5	Lab	LCS	5/8/2013	Pesticide	DCPA (Dacthal)	n/a	=	4.2	µg/L	EPA 515.3	0.07	0.1			
2012/13-5	Lab	LCS, rec	5/8/2013	Pesticide	DCPA (Dacthal)	n/a	=	105	%	EPA 515.3	-88	-88	70	130	
2012/13-5	Lab	method blank	6/6/2013	Pesticide	DCPA (Dacthal)	n/a	<	0.07	µg/L	EPA 515.3	0.07	0.1			
2012/13-5	Lab	LCS	6/6/2013	Pesticide	DCPA (Dacthal)	n/a	=	2.97	µg/L	EPA 515.3	0.07	0.1			
2012/13-5	Lab	LCS, rec	6/6/2013	Pesticide	DCPA (Dacthal)	n/a	=	74	%	EPA 515.3	-88	-88	70	130	
2012/13-5	ME-CC	matrix spike	6/6/2013	Pesticide	DCPA (Dacthal)	n/a	=	5.84	µg/L	EPA 515.3	0.07	0.1			
2012/13-5	ME-CC	matrix spike, rec	6/6/2013	Pesticide	DCPA (Dacthal)	n/a	=	86	%	EPA 515.3	-88	-88	70	130	
2012/13-5	ME-CC	matrix spike dup	6/6/2013	Pesticide	DCPA (Dacthal)	n/a	=	6	µg/L	EPA 515.3	0.07	0.1			
2012/13-5	ME-CC	matrix spike dup, rec	6/6/2013	Pesticide	DCPA (Dacthal)	n/a	=	90	%	EPA 515.3	-88	-88	70	130	
2012/13-5	ME-CC	matrix spike, RPD	6/6/2013	Pesticide	DCPA (Dacthal)	n/a	=	3	%	EPA 515.3	-88	-88	0	30	
2012/13-5	MO-OJA	matrix spike	5/8/2013	Pesticide	DCPA (Dacthal)	n/a	=	4	µg/L	EPA 515.3	0.07	0.1			
2012/13-5	MO-OJA	matrix spike, rec	5/8/2013	Pesticide	DCPA (Dacthal)	n/a	=	100	%	EPA 515.3	-88	-88	70	130	
2012/13-5	MO-OJA	matrix spike dup	5/8/2013	Pesticide	DCPA (Dacthal)	n/a	=	3.98	µg/L	EPA 515.3	0.07	0.1			
2012/13-5	MO-OJA	matrix spike dup, rec	5/8/2013	Pesticide	DCPA (Dacthal)	n/a	=	100	%	EPA 515.3	-88	-88	70	130	
2012/13-5	MO-OJA	matrix spike, RPD	5/8/2013	Pesticide	DCPA (Dacthal)	n/a	=	0.5	%	EPA 515.3	-88	-88	0	30	
2012/13-5	Lab	method blank	5/8/2013	Pesticide	delta-BHC	n/a	<	0.0025	µg/L	EPA 608	0.0025	0.005			
2012/13-5	Lab	LCS	5/8/2013	Pesticide	delta-BHC	n/a	=	0.0972	µg/L	EPA 608	0.0025	0.005			
2012/13-5	Lab	LCS, rec	5/8/2013	Pesticide	delta-BHC	n/a	=	97	%	EPA 608	-88	-88	51	123	
2012/13-5	Lab	LCS dup	5/8/2013	Pesticide	delta-BHC	n/a	=	0.103	µg/L	EPA 608	0.0025	0.005			
2012/13-5	Lab	LCS dup, rec	5/8/2013	Pesticide	delta-BHC	n/a	=	103	%	EPA 608	-88	-88	51	123	
2012/13-5	Lab	LCS, RPD	5/8/2013	Pesticide	delta-BHC	n/a	=	5	%	EPA 608	-88	-88	0	30	

Appendix F
Laboratory QA/QC Analysis Results

Event ID	Site ID	QAQC Sample Type	Analysis Date	Classification	Constituent	Fraction	Sign	Result	Units	Method	MDL	RL	QA Limit		DQOComp
													Min	Max	
2012/13-5	Lab	method blank	5/11/2013	Pesticide	delta-BHC	n/a	<	0.0025	µg/L	EPA 608	0.0025	0.005			
2012/13-5	Lab	LCS	5/11/2013	Pesticide	delta-BHC	n/a	=	0.0758	µg/L	EPA 608	0.0025	0.005			
2012/13-5	Lab	LCS, rec	5/11/2013	Pesticide	delta-BHC	n/a	=	76	%	EPA 608	-88	-88	51	123	
2012/13-5	Lab	method blank	6/16/2013	Pesticide	delta-BHC	n/a	<	0.0025	µg/L	EPA 608	0.0025	0.005			
2012/13-5	Lab	LCS	6/16/2013	Pesticide	delta-BHC	n/a	=	0.101	µg/L	EPA 608	0.0025	0.005			
2012/13-5	Lab	LCS, rec	6/16/2013	Pesticide	delta-BHC	n/a	=	101	%	EPA 608	-88	-88	51	123	
2012/13-5	ME-CC	matrix spike	6/16/2013	Pesticide	delta-BHC	n/a	=	0.103	µg/L	EPA 608	0.0025	0.005			
2012/13-5	ME-CC	matrix spike, rec	6/16/2013	Pesticide	delta-BHC	n/a	=	103	%	EPA 608	-88	-88	37	122	
2012/13-5	ME-CC	matrix spike dup	6/16/2013	Pesticide	delta-BHC	n/a	=	0.104	µg/L	EPA 608	0.0025	0.005			
2012/13-5	ME-CC	matrix spike dup, rec	6/16/2013	Pesticide	delta-BHC	n/a	=	104	%	EPA 608	-88	-88	37	122	
2012/13-5	ME-CC	matrix spike, RPD	6/16/2013	Pesticide	delta-BHC	n/a	=	0.4	%	EPA 608	-88	-88	0	30	
2012/13-5	MO-OJA	matrix spike	5/11/2013	Pesticide	delta-BHC	n/a	=	0.0759	µg/L	EPA 608	0.0025	0.005			
2012/13-5	MO-OJA	matrix spike, rec	5/11/2013	Pesticide	delta-BHC	n/a	=	76	%	EPA 608	-88	-88	37	122	
2012/13-5	MO-OJA	matrix spike dup	5/11/2013	Pesticide	delta-BHC	n/a	=	0.0845	µg/L	EPA 608	0.0025	0.005			
2012/13-5	MO-OJA	matrix spike dup, rec	5/11/2013	Pesticide	delta-BHC	n/a	=	84	%	EPA 608	-88	-88	37	122	
2012/13-5	MO-OJA	matrix spike, RPD	5/11/2013	Pesticide	delta-BHC	n/a	=	11	%	EPA 608	-88	-88	0	30	
2012/13-5	Lab	method blank	4/29/2013	Pesticide	Demeton-O	n/a	<	0.01	µg/L	EPA 525.2	0.01	0.01			
2012/13-5	Lab	LCS	4/29/2013	Pesticide	Demeton-O	n/a	=	0.0984	µg/L	EPA 525.2	0.01	0.01			EUM
2012/13-5	Lab	LCS, rec	4/29/2013	Pesticide	Demeton-O	n/a	=	197	%	EPA 525.2	-88	-88	50	150	EUM
2012/13-5	Lab	method blank	5/14/2013	Pesticide	Demeton-O	n/a	<	0.01	µg/L	EPA 525.2	0.01	0.01			
2012/13-5	Lab	LCS	5/14/2013	Pesticide	Demeton-O	n/a	=	0.1	µg/L	EPA 525.2	0.01	0.01			EUM
2012/13-5	Lab	LCS, rec	5/14/2013	Pesticide	Demeton-O	n/a	=	201	%	EPA 525.2	-88	-88	50	150	EUM
2012/13-5	Lab	method blank	6/13/2013	Pesticide	Demeton-O	n/a	<	0.01	µg/L	EPA 525.2	0.01	0.01			
2012/13-5	Lab	LCS	6/13/2013	Pesticide	Demeton-O	n/a	=	0.0714	µg/L	EPA 525.2	0.01	0.01			
2012/13-5	Lab	LCS, rec	6/13/2013	Pesticide	Demeton-O	n/a	=	143	%	EPA 525.2	-88	-88	50	150	
2012/13-5	ME-CC	matrix spike	6/13/2013	Pesticide	Demeton-O	n/a	=	0.0646	µg/L	EPA 525.2	0.01	0.01			
2012/13-5	ME-CC	matrix spike, rec	6/13/2013	Pesticide	Demeton-O	n/a	=	129	%	EPA 525.2	-88	-88	50	150	
2012/13-5	ME-CC	matrix spike dup	6/13/2013	Pesticide	Demeton-O	n/a	=	0.0624	µg/L	EPA 525.2	0.01	0.01			
2012/13-5	ME-CC	matrix spike dup, rec	6/13/2013	Pesticide	Demeton-O	n/a	=	125	%	EPA 525.2	-88	-88	50	150	
2012/13-5	ME-CC	matrix spike, RPD	6/13/2013	Pesticide	Demeton-O	n/a	=	3	%	EPA 525.2	-88	-88	0	25	
2012/13-5	MO-OJA	matrix spike	5/14/2013	Pesticide	Demeton-O	n/a	=	0.16	µg/L	EPA 525.2	0.01	0.01			GB
2012/13-5	MO-OJA	matrix spike, rec	5/14/2013	Pesticide	Demeton-O	n/a	=	320	%	EPA 525.2	-88	-88	50	150	GB
2012/13-5	MO-OJA	matrix spike dup	5/14/2013	Pesticide	Demeton-O	n/a	=	0.159	µg/L	EPA 525.2	0.01	0.01			GB
2012/13-5	MO-OJA	matrix spike dup, rec	5/14/2013	Pesticide	Demeton-O	n/a	=	319	%	EPA 525.2	-88	-88	50	150	GB
2012/13-5	MO-OJA	matrix spike, RPD	5/14/2013	Pesticide	Demeton-O	n/a	=	0.4	%	EPA 525.2	-88	-88	0	25	
2012/13-5	MO-OXN	matrix spike dup	4/29/2013	Pesticide	Demeton-O	n/a	=	0.11	µg/L	EPA 525.2	0.01	0.01			GB
2012/13-5	MO-OXN	matrix spike dup, rec	4/29/2013	Pesticide	Demeton-O	n/a	=	220	%	EPA 525.2	-88	-88	50	150	GB
2012/13-5	MO-OXN	matrix spike, RPD	4/29/2013	Pesticide	Demeton-O	n/a	=	5	%	EPA 525.2	-88	-88	0	25	
2012/13-5	MO-OXN	matrix spike	4/29/2013	Pesticide	Demeton-O	n/a	=	0.115	µg/L	EPA 525.2	0.01	0.01			GB
2012/13-5	MO-OXN	matrix spike, rec	4/29/2013	Pesticide	Demeton-O	n/a	=	230	%	EPA 525.2	-88	-88	50	150	GB
2012/13-5	Lab	method blank	4/29/2013	Pesticide	Demeton-S	n/a	<	0.01	µg/L	EPA 525.2	0.01	0.01			
2012/13-5	Lab	LCS	4/29/2013	Pesticide	Demeton-S	n/a	=	0.0984	µg/L	EPA 525.2	0.01	0.01			EUM
2012/13-5	Lab	LCS, rec	4/29/2013	Pesticide	Demeton-S	n/a	=	197	%	EPA 525.2	-88	-88	50	150	EUM
2012/13-5	Lab	method blank	5/14/2013	Pesticide	Demeton-S	n/a	<	0.01	µg/L	EPA 525.2	0.01	0.01			
2012/13-5	Lab	LCS	5/14/2013	Pesticide	Demeton-S	n/a	=	0.1	µg/L	EPA 525.2	0.01	0.01			EUM
2012/13-5	Lab	LCS, rec	5/14/2013	Pesticide	Demeton-S	n/a	=	201	%	EPA 525.2	-88	-88	50	150	EUM
2012/13-5	Lab	method blank	6/13/2013	Pesticide	Demeton-S	n/a	<	0.01	µg/L	EPA 525.2	0.01	0.01			

Appendix F
Laboratory QA/QC Analysis Results

Event ID	Site ID	QAQC Sample Type	Analysis Date	Classification	Constituent	Fraction	Sign	Result	Units	Method	MDL	RL	QA Limit		DQOComp
													Min	Max	
2012/13-5	Lab	LCS	6/13/2013	Pesticide	Demeton-S	n/a	=	0.0714	µg/L	EPA 525.2	0.01	0.01			
2012/13-5	Lab	LCS, rec	6/13/2013	Pesticide	Demeton-S	n/a	=	143	%	EPA 525.2	-88	-88	50	150	
2012/13-5	ME-CC	matrix spike	6/13/2013	Pesticide	Demeton-S	n/a	=	0.0646	µg/L	EPA 525.2	0.01	0.01			
2012/13-5	ME-CC	matrix spike, rec	6/13/2013	Pesticide	Demeton-S	n/a	=	129	%	EPA 525.2	-88	-88	50	150	
2012/13-5	ME-CC	matrix spike dup	6/13/2013	Pesticide	Demeton-S	n/a	=	0.0624	µg/L	EPA 525.2	0.01	0.01			
2012/13-5	ME-CC	matrix spike dup, rec	6/13/2013	Pesticide	Demeton-S	n/a	=	125	%	EPA 525.2	-88	-88	50	150	
2012/13-5	ME-CC	matrix spike, RPD	6/13/2013	Pesticide	Demeton-S	n/a	=	3	%	EPA 525.2	-88	-88	0	25	
2012/13-5	MO-OJA	matrix spike	5/14/2013	Pesticide	Demeton-S	n/a	=	0.16	µg/L	EPA 525.2	0.01	0.01			GB
2012/13-5	MO-OJA	matrix spike, rec	5/14/2013	Pesticide	Demeton-S	n/a	=	320	%	EPA 525.2	-88	-88	50	150	GB
2012/13-5	MO-OJA	matrix spike dup	5/14/2013	Pesticide	Demeton-S	n/a	=	0.159	µg/L	EPA 525.2	0.01	0.01			GB
2012/13-5	MO-OJA	matrix spike dup, rec	5/14/2013	Pesticide	Demeton-S	n/a	=	319	%	EPA 525.2	-88	-88	50	150	GB
2012/13-5	MO-OJA	matrix spike, RPD	5/14/2013	Pesticide	Demeton-S	n/a	=	0.4	%	EPA 525.2	-88	-88	0	25	
2012/13-5	MO-OXN	matrix spike dup	4/29/2013	Pesticide	Demeton-S	n/a	=	0.11	µg/L	EPA 525.2	0.01	0.01			GB
2012/13-5	MO-OXN	matrix spike dup, rec	4/29/2013	Pesticide	Demeton-S	n/a	=	220	%	EPA 525.2	-88	-88	50	150	GB
2012/13-5	MO-OXN	matrix spike, RPD	4/29/2013	Pesticide	Demeton-S	n/a	=	5	%	EPA 525.2	-88	-88	0	25	
2012/13-5	MO-OXN	matrix spike	4/29/2013	Pesticide	Demeton-S	n/a	=	0.115	µg/L	EPA 525.2	0.01	0.01			GB
2012/13-5	MO-OXN	matrix spike, rec	4/29/2013	Pesticide	Demeton-S	n/a	=	230	%	EPA 525.2	-88	-88	50	150	GB
2012/13-5	Lab	method blank	4/29/2013	Pesticide	Diazinon	n/a	<	0.0052	µg/L	EPA 525.2	0.0052	0.01			
2012/13-5	Lab	LCS	4/29/2013	Pesticide	Diazinon	n/a	=	0.0503	µg/L	EPA 525.2	0.0052	0.01			
2012/13-5	Lab	LCS, rec	4/29/2013	Pesticide	Diazinon	n/a	=	101	%	EPA 525.2	-88	-88	50	150	
2012/13-5	Lab	method blank	5/14/2013	Pesticide	Diazinon	n/a	<	0.0052	µg/L	EPA 525.2	0.0052	0.01			
2012/13-5	Lab	LCS	5/14/2013	Pesticide	Diazinon	n/a	=	0.0498	µg/L	EPA 525.2	0.0052	0.01			
2012/13-5	Lab	LCS, rec	5/14/2013	Pesticide	Diazinon	n/a	=	100	%	EPA 525.2	-88	-88	50	150	
2012/13-5	Lab	method blank	6/13/2013	Pesticide	Diazinon	n/a	<	0.0052	µg/L	EPA 525.2	0.0052	0.01			
2012/13-5	Lab	LCS	6/13/2013	Pesticide	Diazinon	n/a	=	0.0575	µg/L	EPA 525.2	0.0052	0.01			
2012/13-5	Lab	LCS, rec	6/13/2013	Pesticide	Diazinon	n/a	=	115	%	EPA 525.2	-88	-88	50	150	
2012/13-5	ME-CC	matrix spike	6/13/2013	Pesticide	Diazinon	n/a	=	0.0537	µg/L	EPA 525.2	0.0052	0.01			
2012/13-5	ME-CC	matrix spike, rec	6/13/2013	Pesticide	Diazinon	n/a	=	107	%	EPA 525.2	-88	-88	50	150	
2012/13-5	ME-CC	matrix spike dup	6/13/2013	Pesticide	Diazinon	n/a	=	0.054	µg/L	EPA 525.2	0.0052	0.01			
2012/13-5	ME-CC	matrix spike dup, rec	6/13/2013	Pesticide	Diazinon	n/a	=	108	%	EPA 525.2	-88	-88	50	150	
2012/13-5	ME-CC	matrix spike, RPD	6/13/2013	Pesticide	Diazinon	n/a	=	0.5	%	EPA 525.2	-88	-88	0	25	
2012/13-5	MO-OJA	matrix spike	5/14/2013	Pesticide	Diazinon	n/a	=	0.0467	µg/L	EPA 525.2	0.0052	0.01			
2012/13-5	MO-OJA	matrix spike, rec	5/14/2013	Pesticide	Diazinon	n/a	=	93	%	EPA 525.2	-88	-88	50	150	
2012/13-5	MO-OJA	matrix spike dup	5/14/2013	Pesticide	Diazinon	n/a	=	0.0443	µg/L	EPA 525.2	0.0052	0.01			
2012/13-5	MO-OJA	matrix spike dup, rec	5/14/2013	Pesticide	Diazinon	n/a	=	89	%	EPA 525.2	-88	-88	50	150	
2012/13-5	MO-OJA	matrix spike, RPD	5/14/2013	Pesticide	Diazinon	n/a	=	5	%	EPA 525.2	-88	-88	0	25	
2012/13-5	MO-OXN	matrix spike dup	4/29/2013	Pesticide	Diazinon	n/a	=	0.0514	µg/L	EPA 525.2	0.0052	0.01			
2012/13-5	MO-OXN	matrix spike dup, rec	4/29/2013	Pesticide	Diazinon	n/a	=	103	%	EPA 525.2	-88	-88	50	150	
2012/13-5	MO-OXN	matrix spike, RPD	4/29/2013	Pesticide	Diazinon	n/a	=	7	%	EPA 525.2	-88	-88	0	25	
2012/13-5	MO-OXN	matrix spike	4/29/2013	Pesticide	Diazinon	n/a	=	0.0554	µg/L	EPA 525.2	0.0052	0.01			
2012/13-5	MO-OXN	matrix spike, rec	4/29/2013	Pesticide	Diazinon	n/a	=	111	%	EPA 525.2	-88	-88	50	150	
2012/13-5	000NONPJ	matrix spike	4/26/2013	Pesticide	Dicamba	n/a	=	7.73	µg/L	EPA 515.3	0.12	0.6			
2012/13-5	000NONPJ	matrix spike, rec	4/26/2013	Pesticide	Dicamba	n/a	=	97	%	EPA 515.3	-88	-88	70	130	
2012/13-5	000NONPJ	matrix spike dup	4/26/2013	Pesticide	Dicamba	n/a	=	7.75	µg/L	EPA 515.3	0.12	0.6			
2012/13-5	000NONPJ	matrix spike dup, rec	4/26/2013	Pesticide	Dicamba	n/a	=	97	%	EPA 515.3	-88	-88	70	130	
2012/13-5	000NONPJ	matrix spike, RPD	4/26/2013	Pesticide	Dicamba	n/a	=	0.3	%	EPA 515.3	-88	-88	0	30	
2012/13-5	000NONPJ	matrix spike	6/6/2013	Pesticide	Dicamba	n/a	=	6.13	µg/L	EPA 515.3	0.12	0.6			

Appendix F
Laboratory QA/QC Analysis Results

Event ID	Site ID	QAQC Sample Type	Analysis Date	Classification	Constituent	Fraction	Sign	Result	Units	Method	MDL	RL	QA Limit		DQOComp
													Min	Max	
2012/13-5	000NONPJ	matrix spike, rec	6/6/2013	Pesticide	Dicamba	n/a	=	77	%	EPA 515.3	-88	-88	70	130	
2012/13-5	000NONPJ	matrix spike dup	6/6/2013	Pesticide	Dicamba	n/a	=	6.24	µg/L	EPA 515.3	0.12	0.6			
2012/13-5	000NONPJ	matrix spike dup, rec	6/6/2013	Pesticide	Dicamba	n/a	=	78	%	EPA 515.3	-88	-88	70	130	
2012/13-5	000NONPJ	matrix spike, RPD	6/6/2013	Pesticide	Dicamba	n/a	=	2	%	EPA 515.3	-88	-88	0	30	
2012/13-5	Lab	method blank	4/26/2013	Pesticide	Dicamba	n/a	<	0.12	µg/L	EPA 515.3	0.12	0.6			
2012/13-5	Lab	LCS	4/26/2013	Pesticide	Dicamba	n/a	=	7.76	µg/L	EPA 515.3	0.12	0.6			
2012/13-5	Lab	LCS, rec	4/26/2013	Pesticide	Dicamba	n/a	=	97	%	EPA 515.3	-88	-88	70	130	
2012/13-5	Lab	method blank	5/8/2013	Pesticide	Dicamba	n/a	<	0.12	µg/L	EPA 515.3	0.12	0.6			
2012/13-5	Lab	LCS	5/8/2013	Pesticide	Dicamba	n/a	=	8.39	µg/L	EPA 515.3	0.12	0.6			
2012/13-5	Lab	LCS, rec	5/8/2013	Pesticide	Dicamba	n/a	=	105	%	EPA 515.3	-88	-88	70	130	
2012/13-5	Lab	method blank	6/6/2013	Pesticide	Dicamba	n/a	<	0.12	µg/L	EPA 515.3	0.12	0.6			
2012/13-5	Lab	LCS	6/6/2013	Pesticide	Dicamba	n/a	=	5.95	µg/L	EPA 515.3	0.12	0.6			
2012/13-5	Lab	LCS, rec	6/6/2013	Pesticide	Dicamba	n/a	=	74	%	EPA 515.3	-88	-88	70	130	
2012/13-5	ME-CC	matrix spike	6/6/2013	Pesticide	Dicamba	n/a	=	6.19	µg/L	EPA 515.3	0.12	0.6			
2012/13-5	ME-CC	matrix spike, rec	6/6/2013	Pesticide	Dicamba	n/a	=	77	%	EPA 515.3	-88	-88	70	130	
2012/13-5	ME-CC	matrix spike dup	6/6/2013	Pesticide	Dicamba	n/a	=	6.08	µg/L	EPA 515.3	0.12	0.6			
2012/13-5	ME-CC	matrix spike dup, rec	6/6/2013	Pesticide	Dicamba	n/a	=	76	%	EPA 515.3	-88	-88	70	130	
2012/13-5	ME-CC	matrix spike, RPD	6/6/2013	Pesticide	Dicamba	n/a	=	2	%	EPA 515.3	-88	-88	0	30	
2012/13-5	MO-OJA	matrix spike	5/8/2013	Pesticide	Dicamba	n/a	=	7.65	µg/L	EPA 515.3	0.12	0.6			
2012/13-5	MO-OJA	matrix spike, rec	5/8/2013	Pesticide	Dicamba	n/a	=	96	%	EPA 515.3	-88	-88	70	130	
2012/13-5	MO-OJA	matrix spike dup	5/8/2013	Pesticide	Dicamba	n/a	=	7.57	µg/L	EPA 515.3	0.12	0.6			
2012/13-5	MO-OJA	matrix spike dup, rec	5/8/2013	Pesticide	Dicamba	n/a	=	95	%	EPA 515.3	-88	-88	70	130	
2012/13-5	MO-OJA	matrix spike, RPD	5/8/2013	Pesticide	Dicamba	n/a	=	1	%	EPA 515.3	-88	-88	0	30	
2012/13-5	000NONPJ	matrix spike	4/26/2013	Pesticide	Dichlorprop	n/a	=	7.17	µg/L	EPA 515.3	0.08	0.3			
2012/13-5	000NONPJ	matrix spike, rec	4/26/2013	Pesticide	Dichlorprop	n/a	=	90	%	EPA 515.3	-88	-88	70	130	
2012/13-5	000NONPJ	matrix spike dup	4/26/2013	Pesticide	Dichlorprop	n/a	=	7.38	µg/L	EPA 515.3	0.08	0.3			
2012/13-5	000NONPJ	matrix spike dup, rec	4/26/2013	Pesticide	Dichlorprop	n/a	=	92	%	EPA 515.3	-88	-88	70	130	
2012/13-5	000NONPJ	matrix spike, RPD	4/26/2013	Pesticide	Dichlorprop	n/a	=	3	%	EPA 515.3	-88	-88	0	30	
2012/13-5	000NONPJ	matrix spike	6/6/2013	Pesticide	Dichlorprop	n/a	=	6.39	µg/L	EPA 515.3	0.08	0.3			
2012/13-5	000NONPJ	matrix spike, rec	6/6/2013	Pesticide	Dichlorprop	n/a	=	80	%	EPA 515.3	-88	-88	70	130	
2012/13-5	000NONPJ	matrix spike dup	6/6/2013	Pesticide	Dichlorprop	n/a	=	6.45	µg/L	EPA 515.3	0.08	0.3			
2012/13-5	000NONPJ	matrix spike dup, rec	6/6/2013	Pesticide	Dichlorprop	n/a	=	81	%	EPA 515.3	-88	-88	70	130	
2012/13-5	000NONPJ	matrix spike, RPD	6/6/2013	Pesticide	Dichlorprop	n/a	=	1	%	EPA 515.3	-88	-88	0	30	
2012/13-5	Lab	method blank	4/26/2013	Pesticide	Dichlorprop	n/a	<	0.08	µg/L	EPA 515.3	0.08	0.3			
2012/13-5	Lab	LCS	4/26/2013	Pesticide	Dichlorprop	n/a	=	8.12	µg/L	EPA 515.3	0.08	0.3			
2012/13-5	Lab	LCS, rec	4/26/2013	Pesticide	Dichlorprop	n/a	=	102	%	EPA 515.3	-88	-88	70	130	
2012/13-5	Lab	method blank	5/8/2013	Pesticide	Dichlorprop	n/a	<	0.08	µg/L	EPA 515.3	0.08	0.3			
2012/13-5	Lab	LCS	5/8/2013	Pesticide	Dichlorprop	n/a	=	8.95	µg/L	EPA 515.3	0.08	0.3			
2012/13-5	Lab	LCS, rec	5/8/2013	Pesticide	Dichlorprop	n/a	=	112	%	EPA 515.3	-88	-88	70	130	
2012/13-5	Lab	method blank	6/6/2013	Pesticide	Dichlorprop	n/a	<	0.08	µg/L	EPA 515.3	0.08	0.3			
2012/13-5	Lab	LCS	6/6/2013	Pesticide	Dichlorprop	n/a	=	6.92	µg/L	EPA 515.3	0.08	0.3			
2012/13-5	Lab	LCS, rec	6/6/2013	Pesticide	Dichlorprop	n/a	=	86	%	EPA 515.3	-88	-88	70	130	
2012/13-5	ME-CC	matrix spike	6/6/2013	Pesticide	Dichlorprop	n/a	=	6.8	µg/L	EPA 515.3	0.08	0.3			
2012/13-5	ME-CC	matrix spike, rec	6/6/2013	Pesticide	Dichlorprop	n/a	=	85	%	EPA 515.3	-88	-88	70	130	
2012/13-5	ME-CC	matrix spike dup	6/6/2013	Pesticide	Dichlorprop	n/a	=	6.71	µg/L	EPA 515.3	0.08	0.3			
2012/13-5	ME-CC	matrix spike dup, rec	6/6/2013	Pesticide	Dichlorprop	n/a	=	84	%	EPA 515.3	-88	-88	70	130	
2012/13-5	ME-CC	matrix spike, RPD	6/6/2013	Pesticide	Dichlorprop	n/a	=	1	%	EPA 515.3	-88	-88	0	30	

Appendix F
Laboratory QA/QC Analysis Results

Event ID	Site ID	QAQC Sample Type	Analysis Date	Classification	Constituent	Fraction	Sign	Result	Units	Method	MDL	RL	QA Limit		DQOComp
													Min	Max	
2012/13-5	MO-OJA	matrix spike	5/8/2013	Pesticide	Dichlorprop	n/a	=	8.01	µg/L	EPA 515.3	0.08	0.3			
2012/13-5	MO-OJA	matrix spike, rec	5/8/2013	Pesticide	Dichlorprop	n/a	=	100	%	EPA 515.3	-88	-88	70	130	
2012/13-5	MO-OJA	matrix spike dup	5/8/2013	Pesticide	Dichlorprop	n/a	=	7.97	µg/L	EPA 515.3	0.08	0.3			
2012/13-5	MO-OJA	matrix spike dup, rec	5/8/2013	Pesticide	Dichlorprop	n/a	=	100	%	EPA 515.3	-88	-88	70	130	
2012/13-5	MO-OJA	matrix spike, RPD	5/8/2013	Pesticide	Dichlorprop	n/a	=	0.5	%	EPA 515.3	-88	-88	0	30	
2012/13-5	Lab	method blank	4/29/2013	Pesticide	Dichlorvos	n/a	<	0.0029	µg/L	EPA 525.2	0.0029	0.01			
2012/13-5	Lab	LCS	4/29/2013	Pesticide	Dichlorvos	n/a	=	0.0393	µg/L	EPA 525.2	0.0029	0.01			
2012/13-5	Lab	LCS, rec	4/29/2013	Pesticide	Dichlorvos	n/a	=	79	%	EPA 525.2	-88	-88	50	150	
2012/13-5	Lab	method blank	5/14/2013	Pesticide	Dichlorvos	n/a	<	0.0029	µg/L	EPA 525.2	0.0029	0.01			
2012/13-5	Lab	LCS	5/14/2013	Pesticide	Dichlorvos	n/a	=	0.0381	µg/L	EPA 525.2	0.0029	0.01			
2012/13-5	Lab	LCS, rec	5/14/2013	Pesticide	Dichlorvos	n/a	=	76	%	EPA 525.2	-88	-88	50	150	
2012/13-5	Lab	method blank	6/13/2013	Pesticide	Dichlorvos	n/a	<	0.0029	µg/L	EPA 525.2	0.0029	0.01			
2012/13-5	Lab	LCS	6/13/2013	Pesticide	Dichlorvos	n/a	=	0.0469	µg/L	EPA 525.2	0.0029	0.01			
2012/13-5	Lab	LCS, rec	6/13/2013	Pesticide	Dichlorvos	n/a	=	94	%	EPA 525.2	-88	-88	50	150	
2012/13-5	ME-CC	matrix spike	6/13/2013	Pesticide	Dichlorvos	n/a	=	0.0406	µg/L	EPA 525.2	0.0029	0.01			
2012/13-5	ME-CC	matrix spike, rec	6/13/2013	Pesticide	Dichlorvos	n/a	=	81	%	EPA 525.2	-88	-88	50	150	
2012/13-5	ME-CC	matrix spike dup	6/13/2013	Pesticide	Dichlorvos	n/a	=	0.0392	µg/L	EPA 525.2	0.0029	0.01			
2012/13-5	ME-CC	matrix spike dup, rec	6/13/2013	Pesticide	Dichlorvos	n/a	=	78	%	EPA 525.2	-88	-88	50	150	
2012/13-5	ME-CC	matrix spike, RPD	6/13/2013	Pesticide	Dichlorvos	n/a	=	4	%	EPA 525.2	-88	-88	0	25	
2012/13-5	MO-OJA	matrix spike	5/14/2013	Pesticide	Dichlorvos	n/a	=	0.0356	µg/L	EPA 525.2	0.0029	0.01			
2012/13-5	MO-OJA	matrix spike, rec	5/14/2013	Pesticide	Dichlorvos	n/a	=	71	%	EPA 525.2	-88	-88	50	150	
2012/13-5	MO-OJA	matrix spike dup	5/14/2013	Pesticide	Dichlorvos	n/a	=	0.0366	µg/L	EPA 525.2	0.0029	0.01			
2012/13-5	MO-OJA	matrix spike dup, rec	5/14/2013	Pesticide	Dichlorvos	n/a	=	73	%	EPA 525.2	-88	-88	50	150	
2012/13-5	MO-OJA	matrix spike, RPD	5/14/2013	Pesticide	Dichlorvos	n/a	=	3	%	EPA 525.2	-88	-88	0	25	
2012/13-5	MO-OXN	matrix spike dup	4/29/2013	Pesticide	Dichlorvos	n/a	=	0.0408	µg/L	EPA 525.2	0.0029	0.01			
2012/13-5	MO-OXN	matrix spike dup, rec	4/29/2013	Pesticide	Dichlorvos	n/a	=	82	%	EPA 525.2	-88	-88	50	150	
2012/13-5	MO-OXN	matrix spike, RPD	4/29/2013	Pesticide	Dichlorvos	n/a	=	2	%	EPA 525.2	-88	-88	0	25	
2012/13-5	MO-OXN	matrix spike	4/29/2013	Pesticide	Dichlorvos	n/a	=	0.0401	µg/L	EPA 525.2	0.0029	0.01			
2012/13-5	MO-OXN	matrix spike, rec	4/29/2013	Pesticide	Dichlorvos	n/a	=	80	%	EPA 525.2	-88	-88	50	150	
2012/13-5	Lab	method blank	5/8/2013	Pesticide	Dieldrin	n/a	<	0.0021	µg/L	EPA 608	0.0021	0.01			
2012/13-5	Lab	LCS	5/8/2013	Pesticide	Dieldrin	n/a	=	0.101	µg/L	EPA 608	0.0021	0.01			
2012/13-5	Lab	LCS, rec	5/8/2013	Pesticide	Dieldrin	n/a	=	101	%	EPA 608	-88	-88	48	123	
2012/13-5	Lab	LCS dup	5/8/2013	Pesticide	Dieldrin	n/a	=	0.108	µg/L	EPA 608	0.0021	0.01			
2012/13-5	Lab	LCS dup, rec	5/8/2013	Pesticide	Dieldrin	n/a	=	108	%	EPA 608	-88	-88	48	123	
2012/13-5	Lab	LCS, RPD	5/8/2013	Pesticide	Dieldrin	n/a	=	6	%	EPA 608	-88	-88	0	30	
2012/13-5	Lab	method blank	5/11/2013	Pesticide	Dieldrin	n/a	<	0.0021	µg/L	EPA 608	0.0021	0.01			
2012/13-5	Lab	LCS	5/11/2013	Pesticide	Dieldrin	n/a	=	0.0947	µg/L	EPA 608	0.0021	0.01			
2012/13-5	Lab	LCS, rec	5/11/2013	Pesticide	Dieldrin	n/a	=	95	%	EPA 608	-88	-88	48	123	
2012/13-5	Lab	method blank	6/16/2013	Pesticide	Dieldrin	n/a	<	0.0021	µg/L	EPA 608	0.0021	0.01			
2012/13-5	Lab	LCS	6/16/2013	Pesticide	Dieldrin	n/a	=	0.0909	µg/L	EPA 608	0.0021	0.01			
2012/13-5	Lab	LCS, rec	6/16/2013	Pesticide	Dieldrin	n/a	=	91	%	EPA 608	-88	-88	48	123	
2012/13-5	ME-CC	matrix spike	6/16/2013	Pesticide	Dieldrin	n/a	=	0.095	µg/L	EPA 608	0.0021	0.01			
2012/13-5	ME-CC	matrix spike, rec	6/16/2013	Pesticide	Dieldrin	n/a	=	95	%	EPA 608	-88	-88	27	132	
2012/13-5	ME-CC	matrix spike dup	6/16/2013	Pesticide	Dieldrin	n/a	=	0.0925	µg/L	EPA 608	0.0021	0.01			
2012/13-5	ME-CC	matrix spike dup, rec	6/16/2013	Pesticide	Dieldrin	n/a	=	92	%	EPA 608	-88	-88	27	132	
2012/13-5	ME-CC	matrix spike, RPD	6/16/2013	Pesticide	Dieldrin	n/a	=	3	%	EPA 608	-88	-88	0	30	
2012/13-5	MO-OJA	matrix spike	5/11/2013	Pesticide	Dieldrin	n/a	=	0.0904	µg/L	EPA 608	0.0021	0.01			

Appendix F
Laboratory QA/QC Analysis Results

Event ID	Site ID	QAQC Sample Type	Analysis Date	Classification	Constituent	Fraction	Sign	Result	Units	Method	MDL	RL	QA Limit		DQOComp
													Min	Max	
2012/13-5	MO-OJA	matrix spike, rec	5/11/2013	Pesticide	Dieldrin	n/a	=	90	%	EPA 608	-88	-88	27	132	
2012/13-5	MO-OJA	matrix spike dup	5/11/2013	Pesticide	Dieldrin	n/a	=	0.0951	µg/L	EPA 608	0.0021	0.01			
2012/13-5	MO-OJA	matrix spike dup, rec	5/11/2013	Pesticide	Dieldrin	n/a	=	95	%	EPA 608	-88	-88	27	132	
2012/13-5	MO-OJA	matrix spike, RPD	5/11/2013	Pesticide	Dieldrin	n/a	=	5	%	EPA 608	-88	-88	0	30	
2012/13-5	Lab	method blank	4/29/2013	Pesticide	Dimethoate	n/a	<	0.0062	µg/L	EPA 525.2	0.0062	0.01			
2012/13-5	Lab	LCS	4/29/2013	Pesticide	Dimethoate	n/a	=	0.074	µg/L	EPA 525.2	0.0062	0.01			
2012/13-5	Lab	LCS, rec	4/29/2013	Pesticide	Dimethoate	n/a	=	148	%	EPA 525.2	-88	-88	50	150	
2012/13-5	Lab	method blank	5/14/2013	Pesticide	Dimethoate	n/a	<	0.0062	µg/L	EPA 525.2	0.0062	0.01			
2012/13-5	Lab	LCS	5/14/2013	Pesticide	Dimethoate	n/a	=	0.0594	µg/L	EPA 525.2	0.0062	0.01			
2012/13-5	Lab	LCS, rec	5/14/2013	Pesticide	Dimethoate	n/a	=	119	%	EPA 525.2	-88	-88	50	150	
2012/13-5	Lab	method blank	6/13/2013	Pesticide	Dimethoate	n/a	<	0.0062	µg/L	EPA 525.2	0.0062	0.01			
2012/13-5	Lab	LCS	6/13/2013	Pesticide	Dimethoate	n/a	=	0.0828	µg/L	EPA 525.2	0.0062	0.01			EUM
2012/13-5	Lab	LCS, rec	6/13/2013	Pesticide	Dimethoate	n/a	=	166	%	EPA 525.2	-88	-88	50	150	EUM
2012/13-5	ME-CC	matrix spike	6/13/2013	Pesticide	Dimethoate	n/a	=	0.0589	µg/L	EPA 525.2	0.0062	0.01			
2012/13-5	ME-CC	matrix spike, rec	6/13/2013	Pesticide	Dimethoate	n/a	=	118	%	EPA 525.2	-88	-88	50	150	
2012/13-5	ME-CC	matrix spike dup	6/13/2013	Pesticide	Dimethoate	n/a	=	0.0533	µg/L	EPA 525.2	0.0062	0.01			
2012/13-5	ME-CC	matrix spike dup, rec	6/13/2013	Pesticide	Dimethoate	n/a	=	107	%	EPA 525.2	-88	-88	50	150	
2012/13-5	ME-CC	matrix spike, RPD	6/13/2013	Pesticide	Dimethoate	n/a	=	10	%	EPA 525.2	-88	-88	0	25	
2012/13-5	MO-OJA	matrix spike	5/14/2013	Pesticide	Dimethoate	n/a	=	0.0569	µg/L	EPA 525.2	0.0062	0.01			
2012/13-5	MO-OJA	matrix spike, rec	5/14/2013	Pesticide	Dimethoate	n/a	=	114	%	EPA 525.2	-88	-88	50	150	
2012/13-5	MO-OJA	matrix spike dup	5/14/2013	Pesticide	Dimethoate	n/a	=	0.0483	µg/L	EPA 525.2	0.0062	0.01			
2012/13-5	MO-OJA	matrix spike dup, rec	5/14/2013	Pesticide	Dimethoate	n/a	=	97	%	EPA 525.2	-88	-88	50	150	
2012/13-5	MO-OJA	matrix spike, RPD	5/14/2013	Pesticide	Dimethoate	n/a	=	16	%	EPA 525.2	-88	-88	0	25	
2012/13-5	MO-OXN	matrix spike dup	4/29/2013	Pesticide	Dimethoate	n/a	=	0.0676	µg/L	EPA 525.2	0.0062	0.01			
2012/13-5	MO-OXN	matrix spike dup, rec	4/29/2013	Pesticide	Dimethoate	n/a	=	135	%	EPA 525.2	-88	-88	50	150	
2012/13-5	MO-OXN	matrix spike, RPD	4/29/2013	Pesticide	Dimethoate	n/a	=	6	%	EPA 525.2	-88	-88	0	25	
2012/13-5	MO-OXN	matrix spike	4/29/2013	Pesticide	Dimethoate	n/a	=	0.0721	µg/L	EPA 525.2	0.0062	0.01			
2012/13-5	MO-OXN	matrix spike, rec	4/29/2013	Pesticide	Dimethoate	n/a	=	144	%	EPA 525.2	-88	-88	50	150	
2012/13-5	000NONPJ	matrix spike	4/26/2013	Pesticide	Dinoseb	n/a	=	3.7	µg/L	EPA 515.3	0.14	0.4			
2012/13-5	000NONPJ	matrix spike, rec	4/26/2013	Pesticide	Dinoseb	n/a	=	92	%	EPA 515.3	-88	-88	70	130	
2012/13-5	000NONPJ	matrix spike dup	4/26/2013	Pesticide	Dinoseb	n/a	=	3.81	µg/L	EPA 515.3	0.14	0.4			
2012/13-5	000NONPJ	matrix spike dup, rec	4/26/2013	Pesticide	Dinoseb	n/a	=	95	%	EPA 515.3	-88	-88	70	130	
2012/13-5	000NONPJ	matrix spike, RPD	4/26/2013	Pesticide	Dinoseb	n/a	=	3	%	EPA 515.3	-88	-88	0	30	
2012/13-5	000NONPJ	matrix spike	6/6/2013	Pesticide	Dinoseb	n/a	=	3.47	µg/L	EPA 515.3	0.14	0.4			
2012/13-5	000NONPJ	matrix spike, rec	6/6/2013	Pesticide	Dinoseb	n/a	=	87	%	EPA 515.3	-88	-88	70	130	
2012/13-5	000NONPJ	matrix spike dup	6/6/2013	Pesticide	Dinoseb	n/a	=	3.57	µg/L	EPA 515.3	0.14	0.4			
2012/13-5	000NONPJ	matrix spike dup, rec	6/6/2013	Pesticide	Dinoseb	n/a	=	89	%	EPA 515.3	-88	-88	70	130	
2012/13-5	000NONPJ	matrix spike, RPD	6/6/2013	Pesticide	Dinoseb	n/a	=	3	%	EPA 515.3	-88	-88	0	30	
2012/13-5	Lab	method blank	4/26/2013	Pesticide	Dinoseb	n/a	<	0.14	µg/L	EPA 515.3	0.14	0.4			
2012/13-5	Lab	LCS	4/26/2013	Pesticide	Dinoseb	n/a	=	3.5	µg/L	EPA 515.3	0.14	0.4			
2012/13-5	Lab	LCS, rec	4/26/2013	Pesticide	Dinoseb	n/a	=	88	%	EPA 515.3	-88	-88	70	130	
2012/13-5	Lab	method blank	5/8/2013	Pesticide	Dinoseb	n/a	<	0.14	µg/L	EPA 515.3	0.14	0.4			
2012/13-5	Lab	LCS	5/8/2013	Pesticide	Dinoseb	n/a	=	4.22	µg/L	EPA 515.3	0.14	0.4			
2012/13-5	Lab	LCS, rec	5/8/2013	Pesticide	Dinoseb	n/a	=	106	%	EPA 515.3	-88	-88	70	130	
2012/13-5	Lab	method blank	6/6/2013	Pesticide	Dinoseb	n/a	<	0.14	µg/L	EPA 515.3	0.14	0.4			
2012/13-5	Lab	LCS	6/6/2013	Pesticide	Dinoseb	n/a	=	3.54	µg/L	EPA 515.3	0.14	0.4			
2012/13-5	Lab	LCS, rec	6/6/2013	Pesticide	Dinoseb	n/a	=	88	%	EPA 515.3	-88	-88	70	130	

Appendix F
Laboratory QA/QC Analysis Results

Event ID	Site ID	QAQC Sample Type	Analysis Date	Classification	Constituent	Fraction	Sign	Result	Units	Method	MDL	RL	QA Limit		DQOComp
													Min	Max	
2012/13-5	ME-CC	matrix spike	6/6/2013	Pesticide	Dinoseb	n/a	=	3.74	µg/L	EPA 515.3	0.14	0.4			
2012/13-5	ME-CC	matrix spike, rec	6/6/2013	Pesticide	Dinoseb	n/a	=	93	%	EPA 515.3	-88	-88	70	130	
2012/13-5	ME-CC	matrix spike dup	6/6/2013	Pesticide	Dinoseb	n/a	=	3.65	µg/L	EPA 515.3	0.14	0.4			
2012/13-5	ME-CC	matrix spike dup, rec	6/6/2013	Pesticide	Dinoseb	n/a	=	91	%	EPA 515.3	-88	-88	70	130	
2012/13-5	ME-CC	matrix spike, RPD	6/6/2013	Pesticide	Dinoseb	n/a	=	2	%	EPA 515.3	-88	-88	0	30	
2012/13-5	MO-OJA	matrix spike	5/8/2013	Pesticide	Dinoseb	n/a	=	4.39	µg/L	EPA 515.3	0.14	0.4			
2012/13-5	MO-OJA	matrix spike, rec	5/8/2013	Pesticide	Dinoseb	n/a	=	110	%	EPA 515.3	-88	-88	70	130	
2012/13-5	MO-OJA	matrix spike dup	5/8/2013	Pesticide	Dinoseb	n/a	=	4.53	µg/L	EPA 515.3	0.14	0.4			
2012/13-5	MO-OJA	matrix spike dup, rec	5/8/2013	Pesticide	Dinoseb	n/a	=	113	%	EPA 515.3	-88	-88	70	130	
2012/13-5	MO-OJA	matrix spike, RPD	5/8/2013	Pesticide	Dinoseb	n/a	=	3	%	EPA 515.3	-88	-88	0	30	
2012/13-5	Lab	method blank	5/1/2013	Pesticide	Diphenamid	n/a	<	0.024	µg/L	EPA 525.2	0.024	0.1			
2012/13-5	Lab	LCS	5/1/2013	Pesticide	Diphenamid	n/a	=	4.85	µg/L	EPA 525.2	0.024	0.1			
2012/13-5	Lab	LCS, rec	5/1/2013	Pesticide	Diphenamid	n/a	=	97	%	EPA 525.2	-88	-88	82	144	
2012/13-5	Lab	LCS dup	5/1/2013	Pesticide	Diphenamid	n/a	=	4.85	µg/L	EPA 525.2	0.024	0.1			
2012/13-5	Lab	LCS dup, rec	5/1/2013	Pesticide	Diphenamid	n/a	=	97	%	EPA 525.2	-88	-88	82	144	
2012/13-5	Lab	LCS, RPD	5/1/2013	Pesticide	Diphenamid	n/a	=	0	%	EPA 525.2	-88	-88	0	30	
2012/13-5	Lab	method blank	5/3/2013	Pesticide	Diphenamid	n/a	<	0.024	µg/L	EPA 525.2	0.024	0.1			
2012/13-5	Lab	LCS	5/3/2013	Pesticide	Diphenamid	n/a	=	5.23	µg/L	EPA 525.2	0.024	0.1			
2012/13-5	Lab	LCS, rec	5/3/2013	Pesticide	Diphenamid	n/a	=	105	%	EPA 525.2	-88	-88	82	144	
2012/13-5	Lab	method blank	6/11/2013	Pesticide	Diphenamid	n/a	<	0.024	µg/L	EPA 525.2	0.024	0.1			
2012/13-5	Lab	LCS	6/11/2013	Pesticide	Diphenamid	n/a	=	5.22	µg/L	EPA 525.2	0.024	0.1			
2012/13-5	Lab	LCS, rec	6/11/2013	Pesticide	Diphenamid	n/a	=	104	%	EPA 525.2	-88	-88	82	144	
2012/13-5	ME-CC	matrix spike	6/11/2013	Pesticide	Diphenamid	n/a	=	6.26	µg/L	EPA 525.2	0.024	0.1			
2012/13-5	ME-CC	matrix spike, rec	6/11/2013	Pesticide	Diphenamid	n/a	=	125	%	EPA 525.2	-88	-88	86	130	
2012/13-5	ME-CC	matrix spike dup	6/11/2013	Pesticide	Diphenamid	n/a	=	6.3	µg/L	EPA 525.2	0.024	0.1			
2012/13-5	ME-CC	matrix spike dup, rec	6/11/2013	Pesticide	Diphenamid	n/a	=	126	%	EPA 525.2	-88	-88	86	130	
2012/13-5	ME-CC	matrix spike, RPD	6/11/2013	Pesticide	Diphenamid	n/a	=	0.6	%	EPA 525.2	-88	-88	0	30	
2012/13-5	MO-OJA	matrix spike	5/3/2013	Pesticide	Diphenamid	n/a	=	5.22	µg/L	EPA 525.2	0.024	0.1			
2012/13-5	MO-OJA	matrix spike, rec	5/3/2013	Pesticide	Diphenamid	n/a	=	104	%	EPA 525.2	-88	-88	86	130	
2012/13-5	MO-OJA	matrix spike dup	5/3/2013	Pesticide	Diphenamid	n/a	=	5.21	µg/L	EPA 525.2	0.024	0.1			
2012/13-5	MO-OJA	matrix spike dup, rec	5/3/2013	Pesticide	Diphenamid	n/a	=	104	%	EPA 525.2	-88	-88	86	130	
2012/13-5	MO-OJA	matrix spike, RPD	5/3/2013	Pesticide	Diphenamid	n/a	=	0.2	%	EPA 525.2	-88	-88	0	30	
2012/13-5	Lab	method blank	4/29/2013	Pesticide	Disulfoton	n/a	<	0.01	µg/L	EPA 525.2	0.01	0.01			
2012/13-5	Lab	LCS	4/29/2013	Pesticide	Disulfoton	n/a	=	0.12	µg/L	EPA 525.2	0.01	0.01			EUM
2012/13-5	Lab	LCS, rec	4/29/2013	Pesticide	Disulfoton	n/a	=	240	%	EPA 525.2	-88	-88	50	150	EUM
2012/13-5	Lab	method blank	5/14/2013	Pesticide	Disulfoton	n/a	<	0.01	µg/L	EPA 525.2	0.01	0.01			
2012/13-5	Lab	LCS	5/14/2013	Pesticide	Disulfoton	n/a	=	0.112	µg/L	EPA 525.2	0.01	0.01			EUM
2012/13-5	Lab	LCS, rec	5/14/2013	Pesticide	Disulfoton	n/a	=	225	%	EPA 525.2	-88	-88	50	150	EUM
2012/13-5	Lab	method blank	6/13/2013	Pesticide	Disulfoton	n/a	<	0.01	µg/L	EPA 525.2	0.01	0.01			
2012/13-5	Lab	LCS	6/13/2013	Pesticide	Disulfoton	n/a	=	0.0726	µg/L	EPA 525.2	0.01	0.01			
2012/13-5	Lab	LCS, rec	6/13/2013	Pesticide	Disulfoton	n/a	=	145	%	EPA 525.2	-88	-88	50	150	
2012/13-5	ME-CC	matrix spike	6/13/2013	Pesticide	Disulfoton	n/a	=	0.0665	µg/L	EPA 525.2	0.01	0.01			
2012/13-5	ME-CC	matrix spike, rec	6/13/2013	Pesticide	Disulfoton	n/a	=	133	%	EPA 525.2	-88	-88	50	150	
2012/13-5	ME-CC	matrix spike dup	6/13/2013	Pesticide	Disulfoton	n/a	=	0.0657	µg/L	EPA 525.2	0.01	0.01			
2012/13-5	ME-CC	matrix spike dup, rec	6/13/2013	Pesticide	Disulfoton	n/a	=	131	%	EPA 525.2	-88	-88	50	150	
2012/13-5	ME-CC	matrix spike, RPD	6/13/2013	Pesticide	Disulfoton	n/a	=	1	%	EPA 525.2	-88	-88	0	25	
2012/13-5	MO-OJA	matrix spike	5/14/2013	Pesticide	Disulfoton	n/a	=	0.171	µg/L	EPA 525.2	0.01	0.01			GB

Appendix F
Laboratory QA/QC Analysis Results

Event ID	Site ID	QAQC Sample Type	Analysis Date	Classification	Constituent	Fraction	Sign	Result	Units	Method	MDL	RL	QA Limit		DQOComp
													Min	Max	
2012/13-5	MO-OJA	matrix spike, rec	5/14/2013	Pesticide	Disulfoton	n/a	=	343	%	EPA 525.2	-88	-88	50	150	GB
2012/13-5	MO-OJA	matrix spike dup	5/14/2013	Pesticide	Disulfoton	n/a	=	0.167	µg/L	EPA 525.2	0.01	0.01			GB
2012/13-5	MO-OJA	matrix spike dup, rec	5/14/2013	Pesticide	Disulfoton	n/a	=	334	%	EPA 525.2	-88	-88	50	150	GB
2012/13-5	MO-OJA	matrix spike, RPD	5/14/2013	Pesticide	Disulfoton	n/a	=	3	%	EPA 525.2	-88	-88	0	25	
2012/13-5	MO-OXN	matrix spike dup	4/29/2013	Pesticide	Disulfoton	n/a	=	0.134	µg/L	EPA 525.2	0.01	0.01			GB
2012/13-5	MO-OXN	matrix spike dup, rec	4/29/2013	Pesticide	Disulfoton	n/a	=	267	%	EPA 525.2	-88	-88	50	150	GB
2012/13-5	MO-OXN	matrix spike, RPD	4/29/2013	Pesticide	Disulfoton	n/a	=	0.6	%	EPA 525.2	-88	-88	0	25	
2012/13-5	MO-OXN	matrix spike	4/29/2013	Pesticide	Disulfoton	n/a	=	0.134	µg/L	EPA 525.2	0.01	0.01			GB
2012/13-5	MO-OXN	matrix spike, rec	4/29/2013	Pesticide	Disulfoton	n/a	=	269	%	EPA 525.2	-88	-88	50	150	GB
2012/13-5	Lab	method blank	5/8/2013	Pesticide	Endosulfan I	n/a	<	0.0017	µg/L	EPA 608	0.0017	0.02			
2012/13-5	Lab	LCS	5/8/2013	Pesticide	Endosulfan I	n/a	=	0.0771	µg/L	EPA 608	0.0017	0.02			
2012/13-5	Lab	LCS, rec	5/8/2013	Pesticide	Endosulfan I	n/a	=	77	%	EPA 608	-88	-88	14	131	
2012/13-5	Lab	LCS dup	5/8/2013	Pesticide	Endosulfan I	n/a	=	0.0822	µg/L	EPA 608	0.0017	0.02			
2012/13-5	Lab	LCS dup, rec	5/8/2013	Pesticide	Endosulfan I	n/a	=	82	%	EPA 608	-88	-88	14	131	
2012/13-5	Lab	LCS, RPD	5/8/2013	Pesticide	Endosulfan I	n/a	=	6	%	EPA 608	-88	-88	0	30	
2012/13-5	Lab	method blank	5/11/2013	Pesticide	Endosulfan I	n/a	<	0.0017	µg/L	EPA 608	0.0017	0.02			
2012/13-5	Lab	LCS	5/11/2013	Pesticide	Endosulfan I	n/a	=	0.066	µg/L	EPA 608	0.0017	0.02			
2012/13-5	Lab	LCS, rec	5/11/2013	Pesticide	Endosulfan I	n/a	=	66	%	EPA 608	-88	-88	14	131	
2012/13-5	Lab	method blank	6/16/2013	Pesticide	Endosulfan I	n/a	<	0.0017	µg/L	EPA 608	0.0017	0.02			
2012/13-5	Lab	LCS	6/16/2013	Pesticide	Endosulfan I	n/a	=	0.0754	µg/L	EPA 608	0.0017	0.02			
2012/13-5	Lab	LCS, rec	6/16/2013	Pesticide	Endosulfan I	n/a	=	75	%	EPA 608	-88	-88	14	131	
2012/13-5	ME-CC	matrix spike	6/16/2013	Pesticide	Endosulfan I	n/a	=	0.0777	µg/L	EPA 608	0.0017	0.02			
2012/13-5	ME-CC	matrix spike, rec	6/16/2013	Pesticide	Endosulfan I	n/a	=	78	%	EPA 608	-88	-88	0.1	140	
2012/13-5	ME-CC	matrix spike dup	6/16/2013	Pesticide	Endosulfan I	n/a	=	0.0752	µg/L	EPA 608	0.0017	0.02			
2012/13-5	ME-CC	matrix spike dup, rec	6/16/2013	Pesticide	Endosulfan I	n/a	=	75	%	EPA 608	-88	-88	0.1	140	
2012/13-5	ME-CC	matrix spike, RPD	6/16/2013	Pesticide	Endosulfan I	n/a	=	3	%	EPA 608	-88	-88	0	30	
2012/13-5	MO-OJA	matrix spike	5/11/2013	Pesticide	Endosulfan I	n/a	=	0.0688	µg/L	EPA 608	0.0017	0.02			
2012/13-5	MO-OJA	matrix spike, rec	5/11/2013	Pesticide	Endosulfan I	n/a	=	69	%	EPA 608	-88	-88	0.1	140	
2012/13-5	MO-OJA	matrix spike dup	5/11/2013	Pesticide	Endosulfan I	n/a	=	0.073	µg/L	EPA 608	0.0017	0.02			
2012/13-5	MO-OJA	matrix spike dup, rec	5/11/2013	Pesticide	Endosulfan I	n/a	=	73	%	EPA 608	-88	-88	0.1	140	
2012/13-5	MO-OJA	matrix spike, RPD	5/11/2013	Pesticide	Endosulfan I	n/a	=	6	%	EPA 608	-88	-88	0	30	
2012/13-5	Lab	method blank	5/8/2013	Pesticide	Endosulfan II	n/a	<	0.0019	µg/L	EPA 608	0.0019	0.01			
2012/13-5	Lab	LCS	5/8/2013	Pesticide	Endosulfan II	n/a	=	0.0894	µg/L	EPA 608	0.0019	0.01			
2012/13-5	Lab	LCS, rec	5/8/2013	Pesticide	Endosulfan II	n/a	=	89	%	EPA 608	-88	-88	40	121	
2012/13-5	Lab	LCS dup	5/8/2013	Pesticide	Endosulfan II	n/a	=	0.0936	µg/L	EPA 608	0.0019	0.01			
2012/13-5	Lab	LCS dup, rec	5/8/2013	Pesticide	Endosulfan II	n/a	=	94	%	EPA 608	-88	-88	40	121	
2012/13-5	Lab	LCS, RPD	5/8/2013	Pesticide	Endosulfan II	n/a	=	5	%	EPA 608	-88	-88	0	30	
2012/13-5	Lab	method blank	5/11/2013	Pesticide	Endosulfan II	n/a	<	0.0019	µg/L	EPA 608	0.0019	0.01			
2012/13-5	Lab	LCS	5/11/2013	Pesticide	Endosulfan II	n/a	=	0.0777	µg/L	EPA 608	0.0019	0.01			
2012/13-5	Lab	LCS, rec	5/11/2013	Pesticide	Endosulfan II	n/a	=	78	%	EPA 608	-88	-88	40	121	
2012/13-5	Lab	method blank	6/16/2013	Pesticide	Endosulfan II	n/a	<	0.0019	µg/L	EPA 608	0.0019	0.01			
2012/13-5	Lab	LCS	6/16/2013	Pesticide	Endosulfan II	n/a	=	0.0795	µg/L	EPA 608	0.0019	0.01			
2012/13-5	Lab	LCS, rec	6/16/2013	Pesticide	Endosulfan II	n/a	=	79	%	EPA 608	-88	-88	40	121	
2012/13-5	ME-CC	matrix spike	6/16/2013	Pesticide	Endosulfan II	n/a	=	0.0856	µg/L	EPA 608	0.0019	0.01			
2012/13-5	ME-CC	matrix spike, rec	6/16/2013	Pesticide	Endosulfan II	n/a	=	86	%	EPA 608	-88	-88	17	122	
2012/13-5	ME-CC	matrix spike dup	6/16/2013	Pesticide	Endosulfan II	n/a	=	0.0876	µg/L	EPA 608	0.0019	0.01			
2012/13-5	ME-CC	matrix spike dup, rec	6/16/2013	Pesticide	Endosulfan II	n/a	=	88	%	EPA 608	-88	-88	17	122	

Appendix F
Laboratory QA/QC Analysis Results

Event ID	Site ID	QAQC Sample Type	Analysis Date	Classification	Constituent	Fraction	Sign	Result	Units	Method	MDL	RL	QA Limit		DQOComp
													Min	Max	
2012/13-5	ME-CC	matrix spike, RPD	6/16/2013	Pesticide	Endosulfan II	n/a	=	2	%	EPA 608	-88	-88	0	30	
2012/13-5	MO-OJA	matrix spike	5/11/2013	Pesticide	Endosulfan II	n/a	=	0.08	µg/L	EPA 608	0.0019	0.01			
2012/13-5	MO-OJA	matrix spike, rec	5/11/2013	Pesticide	Endosulfan II	n/a	=	80	%	EPA 608	-88	-88	17	122	
2012/13-5	MO-OJA	matrix spike dup	5/11/2013	Pesticide	Endosulfan II	n/a	=	0.0845	µg/L	EPA 608	0.0019	0.01			
2012/13-5	MO-OJA	matrix spike dup, rec	5/11/2013	Pesticide	Endosulfan II	n/a	=	84	%	EPA 608	-88	-88	17	122	
2012/13-5	MO-OJA	matrix spike, RPD	5/11/2013	Pesticide	Endosulfan II	n/a	=	5	%	EPA 608	-88	-88	0	30	
2012/13-5	Lab	method blank	5/8/2013	Pesticide	Endosulfan sulfate	n/a	<	0.008	µg/L	EPA 608	0.008	0.05			
2012/13-5	Lab	LCS	5/8/2013	Pesticide	Endosulfan sulfate	n/a	=	0.101	µg/L	EPA 608	0.008	0.05			
2012/13-5	Lab	LCS, rec	5/8/2013	Pesticide	Endosulfan sulfate	n/a	=	101	%	EPA 608	-88	-88	44	140	
2012/13-5	Lab	LCS dup	5/8/2013	Pesticide	Endosulfan sulfate	n/a	=	0.107	µg/L	EPA 608	0.008	0.05			
2012/13-5	Lab	LCS dup, rec	5/8/2013	Pesticide	Endosulfan sulfate	n/a	=	107	%	EPA 608	-88	-88	44	140	
2012/13-5	Lab	LCS, RPD	5/8/2013	Pesticide	Endosulfan sulfate	n/a	=	6	%	EPA 608	-88	-88	0	30	
2012/13-5	Lab	method blank	5/11/2013	Pesticide	Endosulfan sulfate	n/a	<	0.008	µg/L	EPA 608	0.008	0.05			
2012/13-5	Lab	LCS	5/11/2013	Pesticide	Endosulfan sulfate	n/a	=	0.0814	µg/L	EPA 608	0.008	0.05			
2012/13-5	Lab	LCS, rec	5/11/2013	Pesticide	Endosulfan sulfate	n/a	=	81	%	EPA 608	-88	-88	44	140	
2012/13-5	Lab	method blank	6/16/2013	Pesticide	Endosulfan sulfate	n/a	<	0.008	µg/L	EPA 608	0.008	0.05			
2012/13-5	Lab	LCS	6/16/2013	Pesticide	Endosulfan sulfate	n/a	=	0.09	µg/L	EPA 608	0.008	0.05			
2012/13-5	Lab	LCS, rec	6/16/2013	Pesticide	Endosulfan sulfate	n/a	=	90	%	EPA 608	-88	-88	44	140	
2012/13-5	ME-CC	matrix spike	6/16/2013	Pesticide	Endosulfan sulfate	n/a	=	0.108	µg/L	EPA 608	0.008	0.05			
2012/13-5	ME-CC	matrix spike, rec	6/16/2013	Pesticide	Endosulfan sulfate	n/a	=	108	%	EPA 608	-88	-88	37	131	
2012/13-5	ME-CC	matrix spike dup	6/16/2013	Pesticide	Endosulfan sulfate	n/a	=	0.097	µg/L	EPA 608	0.008	0.05			
2012/13-5	ME-CC	matrix spike dup, rec	6/16/2013	Pesticide	Endosulfan sulfate	n/a	=	97	%	EPA 608	-88	-88	37	131	
2012/13-5	ME-CC	matrix spike, RPD	6/16/2013	Pesticide	Endosulfan sulfate	n/a	=	11	%	EPA 608	-88	-88	0	30	
2012/13-5	MO-OJA	matrix spike	5/11/2013	Pesticide	Endosulfan sulfate	n/a	=	0.0906	µg/L	EPA 608	0.008	0.05			
2012/13-5	MO-OJA	matrix spike, rec	5/11/2013	Pesticide	Endosulfan sulfate	n/a	=	91	%	EPA 608	-88	-88	37	131	
2012/13-5	MO-OJA	matrix spike dup	5/11/2013	Pesticide	Endosulfan sulfate	n/a	=	0.0968	µg/L	EPA 608	0.008	0.05			
2012/13-5	MO-OJA	matrix spike dup, rec	5/11/2013	Pesticide	Endosulfan sulfate	n/a	=	97	%	EPA 608	-88	-88	37	131	
2012/13-5	MO-OJA	matrix spike, RPD	5/11/2013	Pesticide	Endosulfan sulfate	n/a	=	7	%	EPA 608	-88	-88	0	30	
2012/13-5	Lab	method blank	5/8/2013	Pesticide	Endrin	n/a	<	0.0028	µg/L	EPA 608	0.0028	0.01			
2012/13-5	Lab	LCS	5/8/2013	Pesticide	Endrin	n/a	=	0.0814	µg/L	EPA 608	0.0028	0.01			
2012/13-5	Lab	LCS, rec	5/8/2013	Pesticide	Endrin	n/a	=	81	%	EPA 608	-88	-88	40	143	
2012/13-5	Lab	LCS dup	5/8/2013	Pesticide	Endrin	n/a	=	0.0879	µg/L	EPA 608	0.0028	0.01			
2012/13-5	Lab	LCS dup, rec	5/8/2013	Pesticide	Endrin	n/a	=	88	%	EPA 608	-88	-88	40	143	
2012/13-5	Lab	LCS, RPD	5/8/2013	Pesticide	Endrin	n/a	=	8	%	EPA 608	-88	-88	0	30	
2012/13-5	Lab	method blank	5/11/2013	Pesticide	Endrin	n/a	<	0.0028	µg/L	EPA 608	0.0028	0.01			
2012/13-5	Lab	LCS	5/11/2013	Pesticide	Endrin	n/a	=	0.0683	µg/L	EPA 608	0.0028	0.01			
2012/13-5	Lab	LCS, rec	5/11/2013	Pesticide	Endrin	n/a	=	68	%	EPA 608	-88	-88	40	143	
2012/13-5	Lab	method blank	6/16/2013	Pesticide	Endrin	n/a	<	0.0028	µg/L	EPA 608	0.0028	0.01			
2012/13-5	Lab	LCS	6/16/2013	Pesticide	Endrin	n/a	=	0.101	µg/L	EPA 608	0.0028	0.01			
2012/13-5	Lab	LCS, rec	6/16/2013	Pesticide	Endrin	n/a	=	101	%	EPA 608	-88	-88	40	143	
2012/13-5	ME-CC	matrix spike	6/16/2013	Pesticide	Endrin	n/a	=	0.13	µg/L	EPA 608	0.0028	0.01			
2012/13-5	ME-CC	matrix spike, rec	6/16/2013	Pesticide	Endrin	n/a	=	130	%	EPA 608	-88	-88	42	144	
2012/13-5	ME-CC	matrix spike dup	6/16/2013	Pesticide	Endrin	n/a	=	0.131	µg/L	EPA 608	0.0028	0.01			
2012/13-5	ME-CC	matrix spike dup, rec	6/16/2013	Pesticide	Endrin	n/a	=	131	%	EPA 608	-88	-88	42	144	
2012/13-5	ME-CC	matrix spike, RPD	6/16/2013	Pesticide	Endrin	n/a	=	0.5	%	EPA 608	-88	-88	0	30	
2012/13-5	MO-OJA	matrix spike	5/11/2013	Pesticide	Endrin	n/a	=	0.0875	µg/L	EPA 608	0.0028	0.01			
2012/13-5	MO-OJA	matrix spike, rec	5/11/2013	Pesticide	Endrin	n/a	=	88	%	EPA 608	-88	-88	42	144	

Appendix F
Laboratory QA/QC Analysis Results

Event ID	Site ID	QAQC Sample Type	Analysis Date	Classification	Constituent	Fraction	Sign	Result	Units	Method	MDL	RL	QA Limit		DQOComp
													Min	Max	
2012/13-5	MO-OJA	matrix spike dup	5/11/2013	Pesticide	Endrin	n/a	=	0.0931	µg/L	EPA 608	0.0028	0.01			
2012/13-5	MO-OJA	matrix spike dup, rec	5/11/2013	Pesticide	Endrin	n/a	=	93	%	EPA 608	-88	-88	42	144	
2012/13-5	MO-OJA	matrix spike, RPD	5/11/2013	Pesticide	Endrin	n/a	=	6	%	EPA 608	-88	-88	0	30	
2012/13-5	Lab	method blank	5/8/2013	Pesticide	Endrin aldehyde	n/a	<	0.003	µg/L	EPA 608	0.003	0.01			
2012/13-5	Lab	LCS	5/8/2013	Pesticide	Endrin aldehyde	n/a	=	0.0897	µg/L	EPA 608	0.003	0.01			
2012/13-5	Lab	LCS, rec	5/8/2013	Pesticide	Endrin aldehyde	n/a	=	90	%	EPA 608	-88	-88	18	136	
2012/13-5	Lab	LCS dup	5/8/2013	Pesticide	Endrin aldehyde	n/a	=	0.0917	µg/L	EPA 608	0.003	0.01			
2012/13-5	Lab	LCS dup, rec	5/8/2013	Pesticide	Endrin aldehyde	n/a	=	92	%	EPA 608	-88	-88	18	136	
2012/13-5	Lab	LCS, RPD	5/8/2013	Pesticide	Endrin aldehyde	n/a	=	2	%	EPA 608	-88	-88	0	30	
2012/13-5	Lab	method blank	5/11/2013	Pesticide	Endrin aldehyde	n/a	<	0.003	µg/L	EPA 608	0.003	0.01			
2012/13-5	Lab	LCS	5/11/2013	Pesticide	Endrin aldehyde	n/a	=	0.0717	µg/L	EPA 608	0.003	0.01			
2012/13-5	Lab	LCS, rec	5/11/2013	Pesticide	Endrin aldehyde	n/a	=	72	%	EPA 608	-88	-88	18	136	
2012/13-5	Lab	method blank	6/16/2013	Pesticide	Endrin aldehyde	n/a	<	0.003	µg/L	EPA 608	0.003	0.01			
2012/13-5	Lab	LCS	6/16/2013	Pesticide	Endrin aldehyde	n/a	=	0.0827	µg/L	EPA 608	0.003	0.01			
2012/13-5	Lab	LCS, rec	6/16/2013	Pesticide	Endrin aldehyde	n/a	=	83	%	EPA 608	-88	-88	18	136	
2012/13-5	ME-CC	matrix spike	6/16/2013	Pesticide	Endrin aldehyde	n/a	=	0.0851	µg/L	EPA 608	0.003	0.01			
2012/13-5	ME-CC	matrix spike, rec	6/16/2013	Pesticide	Endrin aldehyde	n/a	=	85	%	EPA 608	-88	-88	11	113	
2012/13-5	ME-CC	matrix spike dup	6/16/2013	Pesticide	Endrin aldehyde	n/a	=	0.0886	µg/L	EPA 608	0.003	0.01			
2012/13-5	ME-CC	matrix spike dup, rec	6/16/2013	Pesticide	Endrin aldehyde	n/a	=	89	%	EPA 608	-88	-88	11	113	
2012/13-5	ME-CC	matrix spike, RPD	6/16/2013	Pesticide	Endrin aldehyde	n/a	=	4	%	EPA 608	-88	-88	0	30	
2012/13-5	MO-OJA	matrix spike	5/11/2013	Pesticide	Endrin aldehyde	n/a	=	0.0756	µg/L	EPA 608	0.003	0.01			
2012/13-5	MO-OJA	matrix spike, rec	5/11/2013	Pesticide	Endrin aldehyde	n/a	=	76	%	EPA 608	-88	-88	11	113	
2012/13-5	MO-OJA	matrix spike dup	5/11/2013	Pesticide	Endrin aldehyde	n/a	=	0.0781	µg/L	EPA 608	0.003	0.01			
2012/13-5	MO-OJA	matrix spike dup, rec	5/11/2013	Pesticide	Endrin aldehyde	n/a	=	78	%	EPA 608	-88	-88	11	113	
2012/13-5	MO-OJA	matrix spike, RPD	5/11/2013	Pesticide	Endrin aldehyde	n/a	=	3	%	EPA 608	-88	-88	0	30	
2012/13-5	Lab	method blank	5/1/2013	Pesticide	EPTC	n/a	<	0.017	µg/L	EPA 525.2	0.017	1			
2012/13-5	Lab	LCS	5/1/2013	Pesticide	EPTC	n/a	=	4.52	µg/L	EPA 525.2	0.017	1			
2012/13-5	Lab	LCS, rec	5/1/2013	Pesticide	EPTC	n/a	=	90	%	EPA 525.2	-88	-88	75	110	
2012/13-5	Lab	LCS dup	5/1/2013	Pesticide	EPTC	n/a	=	4.58	µg/L	EPA 525.2	0.017	1			
2012/13-5	Lab	LCS dup, rec	5/1/2013	Pesticide	EPTC	n/a	=	92	%	EPA 525.2	-88	-88	75	110	
2012/13-5	Lab	LCS, RPD	5/1/2013	Pesticide	EPTC	n/a	=	1	%	EPA 525.2	-88	-88	0	30	
2012/13-5	Lab	method blank	5/3/2013	Pesticide	EPTC	n/a	<	0.017	µg/L	EPA 525.2	0.017	1			
2012/13-5	Lab	LCS	5/3/2013	Pesticide	EPTC	n/a	=	4.97	µg/L	EPA 525.2	0.017	1			
2012/13-5	Lab	LCS, rec	5/3/2013	Pesticide	EPTC	n/a	=	99	%	EPA 525.2	-88	-88	75	110	
2012/13-5	Lab	method blank	6/11/2013	Pesticide	EPTC	n/a	<	0.017	µg/L	EPA 525.2	0.017	1			
2012/13-5	Lab	LCS	6/11/2013	Pesticide	EPTC	n/a	=	5	µg/L	EPA 525.2	0.017	1			
2012/13-5	Lab	LCS, rec	6/11/2013	Pesticide	EPTC	n/a	=	100	%	EPA 525.2	-88	-88	75	110	
2012/13-5	ME-CC	matrix spike	6/11/2013	Pesticide	EPTC	n/a	=	5.14	µg/L	EPA 525.2	0.017	1			
2012/13-5	ME-CC	matrix spike, rec	6/11/2013	Pesticide	EPTC	n/a	=	103	%	EPA 525.2	-88	-88	67	119	
2012/13-5	ME-CC	matrix spike dup	6/11/2013	Pesticide	EPTC	n/a	=	4.79	µg/L	EPA 525.2	0.017	1			
2012/13-5	ME-CC	matrix spike dup, rec	6/11/2013	Pesticide	EPTC	n/a	=	96	%	EPA 525.2	-88	-88	67	119	
2012/13-5	ME-CC	matrix spike, RPD	6/11/2013	Pesticide	EPTC	n/a	=	7	%	EPA 525.2	-88	-88	0	30	
2012/13-5	MO-OJA	matrix spike	5/3/2013	Pesticide	EPTC	n/a	=	5.1	µg/L	EPA 525.2	0.017	1			
2012/13-5	MO-OJA	matrix spike, rec	5/3/2013	Pesticide	EPTC	n/a	=	102	%	EPA 525.2	-88	-88	67	119	
2012/13-5	MO-OJA	matrix spike dup	5/3/2013	Pesticide	EPTC	n/a	=	5.23	µg/L	EPA 525.2	0.017	1			
2012/13-5	MO-OJA	matrix spike dup, rec	5/3/2013	Pesticide	EPTC	n/a	=	105	%	EPA 525.2	-88	-88	67	119	
2012/13-5	MO-OJA	matrix spike, RPD	5/3/2013	Pesticide	EPTC	n/a	=	3	%	EPA 525.2	-88	-88	0	30	

Appendix F
Laboratory QA/QC Analysis Results

Event ID	Site ID	QAQC Sample Type	Analysis Date	Classification	Constituent	Fraction	Sign	Result	Units	Method	MDL	RL	QA Limit		DQOComp
													Min	Max	
2012/13-5	Lab	method blank	4/29/2013	Pesticide	Ethoprop	n/a	<	0.0067	µg/L	EPA 525.2	0.0067	0.01			
2012/13-5	Lab	LCS	4/29/2013	Pesticide	Ethoprop	n/a	=	0.0569	µg/L	EPA 525.2	0.0067	0.01			
2012/13-5	Lab	LCS, rec	4/29/2013	Pesticide	Ethoprop	n/a	=	114	%	EPA 525.2	-88	-88	50	150	
2012/13-5	Lab	method blank	5/14/2013	Pesticide	Ethoprop	n/a	<	0.0067	µg/L	EPA 525.2	0.0067	0.01			
2012/13-5	Lab	LCS	5/14/2013	Pesticide	Ethoprop	n/a	=	0.0561	µg/L	EPA 525.2	0.0067	0.01			
2012/13-5	Lab	LCS, rec	5/14/2013	Pesticide	Ethoprop	n/a	=	112	%	EPA 525.2	-88	-88	50	150	
2012/13-5	Lab	method blank	6/13/2013	Pesticide	Ethoprop	n/a	<	0.0067	µg/L	EPA 525.2	0.0067	0.01			
2012/13-5	Lab	LCS	6/13/2013	Pesticide	Ethoprop	n/a	=	0.0649	µg/L	EPA 525.2	0.0067	0.01			
2012/13-5	Lab	LCS, rec	6/13/2013	Pesticide	Ethoprop	n/a	=	130	%	EPA 525.2	-88	-88	50	150	
2012/13-5	ME-CC	matrix spike	6/13/2013	Pesticide	Ethoprop	n/a	=	0.0529	µg/L	EPA 525.2	0.0067	0.01			
2012/13-5	ME-CC	matrix spike, rec	6/13/2013	Pesticide	Ethoprop	n/a	=	106	%	EPA 525.2	-88	-88	50	150	
2012/13-5	ME-CC	matrix spike dup	6/13/2013	Pesticide	Ethoprop	n/a	=	0.0532	µg/L	EPA 525.2	0.0067	0.01			
2012/13-5	ME-CC	matrix spike dup, rec	6/13/2013	Pesticide	Ethoprop	n/a	=	106	%	EPA 525.2	-88	-88	50	150	
2012/13-5	ME-CC	matrix spike, RPD	6/13/2013	Pesticide	Ethoprop	n/a	=	0.6	%	EPA 525.2	-88	-88	0	25	
2012/13-5	MO-OJA	matrix spike	5/14/2013	Pesticide	Ethoprop	n/a	=	0.0523	µg/L	EPA 525.2	0.0067	0.01			
2012/13-5	MO-OJA	matrix spike, rec	5/14/2013	Pesticide	Ethoprop	n/a	=	105	%	EPA 525.2	-88	-88	50	150	
2012/13-5	MO-OJA	matrix spike dup	5/14/2013	Pesticide	Ethoprop	n/a	=	0.0509	µg/L	EPA 525.2	0.0067	0.01			
2012/13-5	MO-OJA	matrix spike dup, rec	5/14/2013	Pesticide	Ethoprop	n/a	=	102	%	EPA 525.2	-88	-88	50	150	
2012/13-5	MO-OJA	matrix spike, RPD	5/14/2013	Pesticide	Ethoprop	n/a	=	3	%	EPA 525.2	-88	-88	0	25	
2012/13-5	MO-OXN	matrix spike dup	4/29/2013	Pesticide	Ethoprop	n/a	=	0.0626	µg/L	EPA 525.2	0.0067	0.01			
2012/13-5	MO-OXN	matrix spike dup, rec	4/29/2013	Pesticide	Ethoprop	n/a	=	125	%	EPA 525.2	-88	-88	50	150	
2012/13-5	MO-OXN	matrix spike, RPD	4/29/2013	Pesticide	Ethoprop	n/a	=	3	%	EPA 525.2	-88	-88	0	25	
2012/13-5	MO-OXN	matrix spike	4/29/2013	Pesticide	Ethoprop	n/a	=	0.0609	µg/L	EPA 525.2	0.0067	0.01			
2012/13-5	MO-OXN	matrix spike, rec	4/29/2013	Pesticide	Ethoprop	n/a	=	122	%	EPA 525.2	-88	-88	50	150	
2012/13-5	Lab	method blank	4/29/2013	Pesticide	Ethyl parathion	n/a	<	0.0054	µg/L	EPA 525.2	0.0054	0.01			
2012/13-5	Lab	LCS	4/29/2013	Pesticide	Ethyl parathion	n/a	=	0.0558	µg/L	EPA 525.2	0.0054	0.01			
2012/13-5	Lab	LCS, rec	4/29/2013	Pesticide	Ethyl parathion	n/a	=	112	%	EPA 525.2	-88	-88	50	150	
2012/13-5	Lab	method blank	5/14/2013	Pesticide	Ethyl parathion	n/a	<	0.0054	µg/L	EPA 525.2	0.0054	0.01			
2012/13-5	Lab	LCS	5/14/2013	Pesticide	Ethyl parathion	n/a	=	0.0502	µg/L	EPA 525.2	0.0054	0.01			
2012/13-5	Lab	LCS, rec	5/14/2013	Pesticide	Ethyl parathion	n/a	=	100	%	EPA 525.2	-88	-88	50	150	
2012/13-5	Lab	method blank	6/13/2013	Pesticide	Ethyl parathion	n/a	<	0.0054	µg/L	EPA 525.2	0.0054	0.01			
2012/13-5	Lab	LCS	6/13/2013	Pesticide	Ethyl parathion	n/a	=	0.0731	µg/L	EPA 525.2	0.0054	0.01			
2012/13-5	Lab	LCS, rec	6/13/2013	Pesticide	Ethyl parathion	n/a	=	146	%	EPA 525.2	-88	-88	50	150	
2012/13-5	ME-CC	matrix spike	6/13/2013	Pesticide	Ethyl parathion	n/a	=	0.0485	µg/L	EPA 525.2	0.0054	0.01			
2012/13-5	ME-CC	matrix spike, rec	6/13/2013	Pesticide	Ethyl parathion	n/a	=	97	%	EPA 525.2	-88	-88	50	150	
2012/13-5	ME-CC	matrix spike dup	6/13/2013	Pesticide	Ethyl parathion	n/a	=	0.0491	µg/L	EPA 525.2	0.0054	0.01			
2012/13-5	ME-CC	matrix spike dup, rec	6/13/2013	Pesticide	Ethyl parathion	n/a	=	98	%	EPA 525.2	-88	-88	50	150	
2012/13-5	ME-CC	matrix spike, RPD	6/13/2013	Pesticide	Ethyl parathion	n/a	=	1	%	EPA 525.2	-88	-88	0	25	
2012/13-5	MO-OJA	matrix spike	5/14/2013	Pesticide	Ethyl parathion	n/a	=	0.0457	µg/L	EPA 525.2	0.0054	0.01			
2012/13-5	MO-OJA	matrix spike, rec	5/14/2013	Pesticide	Ethyl parathion	n/a	=	91	%	EPA 525.2	-88	-88	50	150	
2012/13-5	MO-OJA	matrix spike dup	5/14/2013	Pesticide	Ethyl parathion	n/a	=	0.0438	µg/L	EPA 525.2	0.0054	0.01			
2012/13-5	MO-OJA	matrix spike dup, rec	5/14/2013	Pesticide	Ethyl parathion	n/a	=	88	%	EPA 525.2	-88	-88	50	150	
2012/13-5	MO-OJA	matrix spike, RPD	5/14/2013	Pesticide	Ethyl parathion	n/a	=	4	%	EPA 525.2	-88	-88	0	25	
2012/13-5	MO-OXN	matrix spike dup	4/29/2013	Pesticide	Ethyl parathion	n/a	=	0.086	µg/L	EPA 525.2	0.0054	0.01			GB
2012/13-5	MO-OXN	matrix spike dup, rec	4/29/2013	Pesticide	Ethyl parathion	n/a	=	172	%	EPA 525.2	-88	-88	50	150	GB
2012/13-5	MO-OXN	matrix spike, RPD	4/29/2013	Pesticide	Ethyl parathion	n/a	=	0.5	%	EPA 525.2	-88	-88	0	25	
2012/13-5	MO-OXN	matrix spike	4/29/2013	Pesticide	Ethyl parathion	n/a	=	0.0856	µg/L	EPA 525.2	0.0054	0.01			GB

Appendix F
Laboratory QA/QC Analysis Results

Event ID	Site ID	QAQC Sample Type	Analysis Date	Classification	Constituent	Fraction	Sign	Result	Units	Method	MDL	RL	QA Limit		DQOComp
													Min	Max	
2012/13-5	MO-OXN	matrix spike, rec	4/29/2013	Pesticide	Ethyl parathion	n/a	=	171	%	EPA 525.2	-88	-88	50	150	GB
2012/13-5	Lab	method blank	4/29/2013	Pesticide	Fensulfothion	n/a	<	0.0029	µg/L	EPA 525.2	0.0029	0.01			
2012/13-5	Lab	LCS	4/29/2013	Pesticide	Fensulfothion	n/a	=	0.0741	µg/L	EPA 525.2	0.0029	0.01			
2012/13-5	Lab	LCS, rec	4/29/2013	Pesticide	Fensulfothion	n/a	=	148	%	EPA 525.2	-88	-88	50	150	
2012/13-5	Lab	method blank	5/14/2013	Pesticide	Fensulfothion	n/a	<	0.0029	µg/L	EPA 525.2	0.0029	0.01			
2012/13-5	Lab	LCS	5/14/2013	Pesticide	Fensulfothion	n/a	=	0.0669	µg/L	EPA 525.2	0.0029	0.01			
2012/13-5	Lab	LCS, rec	5/14/2013	Pesticide	Fensulfothion	n/a	=	134	%	EPA 525.2	-88	-88	50	150	
2012/13-5	Lab	method blank	6/13/2013	Pesticide	Fensulfothion	n/a	<	0.0029	µg/L	EPA 525.2	0.0029	0.01			
2012/13-5	Lab	LCS	6/13/2013	Pesticide	Fensulfothion	n/a	=	0.0812	µg/L	EPA 525.2	0.0029	0.01			EUM
2012/13-5	Lab	LCS, rec	6/13/2013	Pesticide	Fensulfothion	n/a	=	162	%	EPA 525.2	-88	-88	50	150	EUM
2012/13-5	ME-CC	matrix spike	6/13/2013	Pesticide	Fensulfothion	n/a	=	0.0582	µg/L	EPA 525.2	0.0029	0.01			
2012/13-5	ME-CC	matrix spike, rec	6/13/2013	Pesticide	Fensulfothion	n/a	=	116	%	EPA 525.2	-88	-88	50	150	
2012/13-5	ME-CC	matrix spike dup	6/13/2013	Pesticide	Fensulfothion	n/a	=	0.0586	µg/L	EPA 525.2	0.0029	0.01			
2012/13-5	ME-CC	matrix spike dup, rec	6/13/2013	Pesticide	Fensulfothion	n/a	=	117	%	EPA 525.2	-88	-88	50	150	
2012/13-5	ME-CC	matrix spike, RPD	6/13/2013	Pesticide	Fensulfothion	n/a	=	0.7	%	EPA 525.2	-88	-88	0	25	
2012/13-5	MO-OJA	matrix spike	5/14/2013	Pesticide	Fensulfothion	n/a	=	0.0568	µg/L	EPA 525.2	0.0029	0.01			
2012/13-5	MO-OJA	matrix spike, rec	5/14/2013	Pesticide	Fensulfothion	n/a	=	114	%	EPA 525.2	-88	-88	50	150	
2012/13-5	MO-OJA	matrix spike dup	5/14/2013	Pesticide	Fensulfothion	n/a	=	0.0524	µg/L	EPA 525.2	0.0029	0.01			
2012/13-5	MO-OJA	matrix spike dup, rec	5/14/2013	Pesticide	Fensulfothion	n/a	=	105	%	EPA 525.2	-88	-88	50	150	
2012/13-5	MO-OJA	matrix spike, RPD	5/14/2013	Pesticide	Fensulfothion	n/a	=	8	%	EPA 525.2	-88	-88	0	25	
2012/13-5	MO-OXN	matrix spike dup	4/29/2013	Pesticide	Fensulfothion	n/a	=	0.127	µg/L	EPA 525.2	0.0029	0.01			GB
2012/13-5	MO-OXN	matrix spike dup, rec	4/29/2013	Pesticide	Fensulfothion	n/a	=	254	%	EPA 525.2	-88	-88	50	150	GB
2012/13-5	MO-OXN	matrix spike, RPD	4/29/2013	Pesticide	Fensulfothion	n/a	=	1	%	EPA 525.2	-88	-88	0	25	
2012/13-5	MO-OXN	matrix spike	4/29/2013	Pesticide	Fensulfothion	n/a	=	0.129	µg/L	EPA 525.2	0.0029	0.01			GB
2012/13-5	MO-OXN	matrix spike, rec	4/29/2013	Pesticide	Fensulfothion	n/a	=	257	%	EPA 525.2	-88	-88	50	150	GB
2012/13-5	Lab	method blank	4/29/2013	Pesticide	Fenthion	n/a	<	0.0038	µg/L	EPA 525.2	0.0038	0.01			
2012/13-5	Lab	LCS	4/29/2013	Pesticide	Fenthion	n/a	=	0.0598	µg/L	EPA 525.2	0.0038	0.01			
2012/13-5	Lab	LCS, rec	4/29/2013	Pesticide	Fenthion	n/a	=	120	%	EPA 525.2	-88	-88	50	150	
2012/13-5	Lab	method blank	5/14/2013	Pesticide	Fenthion	n/a	<	0.0038	µg/L	EPA 525.2	0.0038	0.01			
2012/13-5	Lab	LCS	5/14/2013	Pesticide	Fenthion	n/a	=	0.0479	µg/L	EPA 525.2	0.0038	0.01			
2012/13-5	Lab	LCS, rec	5/14/2013	Pesticide	Fenthion	n/a	=	96	%	EPA 525.2	-88	-88	50	150	
2012/13-5	Lab	method blank	6/13/2013	Pesticide	Fenthion	n/a	<	0.0038	µg/L	EPA 525.2	0.0038	0.01			
2012/13-5	Lab	LCS	6/13/2013	Pesticide	Fenthion	n/a	=	0.0592	µg/L	EPA 525.2	0.0038	0.01			
2012/13-5	Lab	LCS, rec	6/13/2013	Pesticide	Fenthion	n/a	=	118	%	EPA 525.2	-88	-88	50	150	
2012/13-5	ME-CC	matrix spike	6/13/2013	Pesticide	Fenthion	n/a	=	0.0523	µg/L	EPA 525.2	0.0038	0.01			
2012/13-5	ME-CC	matrix spike, rec	6/13/2013	Pesticide	Fenthion	n/a	=	105	%	EPA 525.2	-88	-88	50	150	
2012/13-5	ME-CC	matrix spike dup	6/13/2013	Pesticide	Fenthion	n/a	=	0.054	µg/L	EPA 525.2	0.0038	0.01			
2012/13-5	ME-CC	matrix spike dup, rec	6/13/2013	Pesticide	Fenthion	n/a	=	108	%	EPA 525.2	-88	-88	50	150	
2012/13-5	ME-CC	matrix spike, RPD	6/13/2013	Pesticide	Fenthion	n/a	=	3	%	EPA 525.2	-88	-88	0	25	
2012/13-5	MO-OJA	matrix spike	5/14/2013	Pesticide	Fenthion	n/a	=	0.0566	µg/L	EPA 525.2	0.0038	0.01			
2012/13-5	MO-OJA	matrix spike, rec	5/14/2013	Pesticide	Fenthion	n/a	=	113	%	EPA 525.2	-88	-88	50	150	
2012/13-5	MO-OJA	matrix spike dup	5/14/2013	Pesticide	Fenthion	n/a	=	0.0514	µg/L	EPA 525.2	0.0038	0.01			
2012/13-5	MO-OJA	matrix spike dup, rec	5/14/2013	Pesticide	Fenthion	n/a	=	103	%	EPA 525.2	-88	-88	50	150	
2012/13-5	MO-OJA	matrix spike, RPD	5/14/2013	Pesticide	Fenthion	n/a	=	10	%	EPA 525.2	-88	-88	0	25	
2012/13-5	MO-OXN	matrix spike dup	4/29/2013	Pesticide	Fenthion	n/a	=	0.069	µg/L	EPA 525.2	0.0038	0.01			
2012/13-5	MO-OXN	matrix spike dup, rec	4/29/2013	Pesticide	Fenthion	n/a	=	138	%	EPA 525.2	-88	-88	50	150	
2012/13-5	MO-OXN	matrix spike, RPD	4/29/2013	Pesticide	Fenthion	n/a	=	1	%	EPA 525.2	-88	-88	0	25	

Appendix F
Laboratory QA/QC Analysis Results

Event ID	Site ID	QAQC Sample Type	Analysis Date	Classification	Constituent	Fraction	Sign	Result	Units	Method	MDL	RL	QA Limit		DQOComp
													Min	Max	
2012/13-5	MO-OXN	matrix spike	4/29/2013	Pesticide	Fenthion	n/a	=	0.068	µg/L	EPA 525.2	0.0038	0.01			
2012/13-5	MO-OXN	matrix spike, rec	4/29/2013	Pesticide	Fenthion	n/a	=	136	%	EPA 525.2	-88	-88	50	150	
2012/13-5	Lab	method blank	5/8/2013	Pesticide	gamma-BHC (Lindane)	n/a	<	0.0021	µg/L	EPA 608	0.0021	0.02			
2012/13-5	Lab	LCS	5/8/2013	Pesticide	gamma-BHC (Lindane)	n/a	=	0.101	µg/L	EPA 608	0.0021	0.02			
2012/13-5	Lab	LCS, rec	5/8/2013	Pesticide	gamma-BHC (Lindane)	n/a	=	101	%	EPA 608	-88	-88	49	117	
2012/13-5	Lab	LCS dup	5/8/2013	Pesticide	gamma-BHC (Lindane)	n/a	=	0.107	µg/L	EPA 608	0.0021	0.02			
2012/13-5	Lab	LCS dup, rec	5/8/2013	Pesticide	gamma-BHC (Lindane)	n/a	=	107	%	EPA 608	-88	-88	49	117	
2012/13-5	Lab	LCS, RPD	5/8/2013	Pesticide	gamma-BHC (Lindane)	n/a	=	6	%	EPA 608	-88	-88	0	30	
2012/13-5	Lab	method blank	5/11/2013	Pesticide	gamma-BHC (Lindane)	n/a	<	0.0021	µg/L	EPA 608	0.0021	0.02			
2012/13-5	Lab	LCS	5/11/2013	Pesticide	gamma-BHC (Lindane)	n/a	=	0.09	µg/L	EPA 608	0.0021	0.02			
2012/13-5	Lab	LCS, rec	5/11/2013	Pesticide	gamma-BHC (Lindane)	n/a	=	90	%	EPA 608	-88	-88	49	117	
2012/13-5	Lab	method blank	6/16/2013	Pesticide	gamma-BHC (Lindane)	n/a	<	0.0021	µg/L	EPA 608	0.0021	0.02			
2012/13-5	Lab	LCS	6/16/2013	Pesticide	gamma-BHC (Lindane)	n/a	=	0.0904	µg/L	EPA 608	0.0021	0.02			
2012/13-5	Lab	LCS, rec	6/16/2013	Pesticide	gamma-BHC (Lindane)	n/a	=	90	%	EPA 608	-88	-88	49	117	
2012/13-5	ME-CC	matrix spike	6/16/2013	Pesticide	gamma-BHC (Lindane)	n/a	=	0.0945	µg/L	EPA 608	0.0021	0.02			
2012/13-5	ME-CC	matrix spike, rec	6/16/2013	Pesticide	gamma-BHC (Lindane)	n/a	=	95	%	EPA 608	-88	-88	33	112	
2012/13-5	ME-CC	matrix spike dup	6/16/2013	Pesticide	gamma-BHC (Lindane)	n/a	=	0.0908	µg/L	EPA 608	0.0021	0.02			
2012/13-5	ME-CC	matrix spike dup, rec	6/16/2013	Pesticide	gamma-BHC (Lindane)	n/a	=	91	%	EPA 608	-88	-88	33	112	
2012/13-5	ME-CC	matrix spike, RPD	6/16/2013	Pesticide	gamma-BHC (Lindane)	n/a	=	4	%	EPA 608	-88	-88	0	30	
2012/13-5	MO-OJA	matrix spike	5/11/2013	Pesticide	gamma-BHC (Lindane)	n/a	=	0.0766	µg/L	EPA 608	0.0021	0.02			
2012/13-5	MO-OJA	matrix spike, rec	5/11/2013	Pesticide	gamma-BHC (Lindane)	n/a	=	77	%	EPA 608	-88	-88	33	112	
2012/13-5	MO-OJA	matrix spike dup	5/11/2013	Pesticide	gamma-BHC (Lindane)	n/a	=	0.0838	µg/L	EPA 608	0.0021	0.02			
2012/13-5	MO-OJA	matrix spike dup, rec	5/11/2013	Pesticide	gamma-BHC (Lindane)	n/a	=	84	%	EPA 608	-88	-88	33	112	
2012/13-5	MO-OJA	matrix spike, RPD	5/11/2013	Pesticide	gamma-BHC (Lindane)	n/a	=	9	%	EPA 608	-88	-88	0	30	
2012/13-5	Lab	method blank	5/8/2013	Pesticide	gamma-Chlordane	n/a	<	0.0044	µg/L	EPA 608	0.0044	0.01			
2012/13-5	Lab	method blank	5/11/2013	Pesticide	gamma-Chlordane	n/a	<	0.0044	µg/L	EPA 608	0.0044	0.01			
2012/13-5	Lab	method blank	6/16/2013	Pesticide	gamma-Chlordane	n/a	<	0.0044	µg/L	EPA 608	0.0044	0.01			
2012/13-5	000NONPJ	matrix spike	4/24/2013	Pesticide	Glyphosate	n/a	=	21.5	µg/L	EPA 547	1.8	5			
2012/13-5	000NONPJ	matrix spike dup	4/24/2013	Pesticide	Glyphosate	n/a	=	24.2	µg/L	EPA 547	1.8	5			
2012/13-5	000NONPJ	matrix spike dup, rec	4/24/2013	Pesticide	Glyphosate	n/a	=	97	%	EPA 547	-88	-88	68	134	
2012/13-5	000NONPJ	matrix spike, rec	4/24/2013	Pesticide	Glyphosate	n/a	=	86	%	EPA 547	-88	-88	68	134	
2012/13-5	000NONPJ	matrix spike, RPD	4/24/2013	Pesticide	Glyphosate	n/a	=	12	%	EPA 547	-88	-88	0	30	
2012/13-5	000NONPJ	matrix spike	5/1/2013	Pesticide	Glyphosate	n/a	=	24.1	µg/L	EPA 547	1.8	5			
2012/13-5	000NONPJ	matrix spike	5/1/2013	Pesticide	Glyphosate	n/a	=	28.2	µg/L	EPA 547	1.8	5			
2012/13-5	000NONPJ	matrix spike dup	5/1/2013	Pesticide	Glyphosate	n/a	=	27.9	µg/L	EPA 547	1.8	5			
2012/13-5	000NONPJ	matrix spike dup	5/1/2013	Pesticide	Glyphosate	n/a	=	27.5	µg/L	EPA 547	1.8	5			
2012/13-5	000NONPJ	matrix spike dup, rec	5/1/2013	Pesticide	Glyphosate	n/a	=	112	%	EPA 547	-88	-88	68	134	
2012/13-5	000NONPJ	matrix spike dup, rec	5/1/2013	Pesticide	Glyphosate	n/a	=	110	%	EPA 547	-88	-88	68	134	
2012/13-5	000NONPJ	matrix spike, rec	5/1/2013	Pesticide	Glyphosate	n/a	=	96	%	EPA 547	-88	-88	68	134	
2012/13-5	000NONPJ	matrix spike, rec	5/1/2013	Pesticide	Glyphosate	n/a	=	113	%	EPA 547	-88	-88	68	134	
2012/13-5	000NONPJ	matrix spike, RPD	5/1/2013	Pesticide	Glyphosate	n/a	=	13	%	EPA 547	-88	-88	0	30	
2012/13-5	000NONPJ	matrix spike, RPD	5/1/2013	Pesticide	Glyphosate	n/a	=	0.8	%	EPA 547	-88	-88	0	30	
2012/13-5	000NONPJ	matrix spike	5/31/2013	Pesticide	Glyphosate	n/a	=	27.5	µg/L	EPA 547	1.8	5			
2012/13-5	000NONPJ	matrix spike dup	5/31/2013	Pesticide	Glyphosate	n/a	=	21.8	µg/L	EPA 547	1.8	5			
2012/13-5	000NONPJ	matrix spike dup, rec	5/31/2013	Pesticide	Glyphosate	n/a	=	87	%	EPA 547	-88	-88	68	134	
2012/13-5	000NONPJ	matrix spike, rec	5/31/2013	Pesticide	Glyphosate	n/a	=	110	%	EPA 547	-88	-88	68	134	
2012/13-5	000NONPJ	matrix spike, RPD	5/31/2013	Pesticide	Glyphosate	n/a	=	23	%	EPA 547	-88	-88	0	30	

Appendix F
Laboratory QA/QC Analysis Results

Event ID	Site ID	QAQC Sample Type	Analysis Date	Classification	Constituent	Fraction	Sign	Result	Units	Method	MDL	RL	QA Limit		DQOComp
													Min	Max	
2012/13-5	Lab	LCS	4/24/2013	Pesticide	Glyphosate	n/a	=	22.3	µg/L	EPA 547	1.8	5			
2012/13-5	Lab	LCS, rec	4/24/2013	Pesticide	Glyphosate	n/a	=	89	%	EPA 547	-88	-88	71	137	
2012/13-5	Lab	method blank	4/24/2013	Pesticide	Glyphosate	n/a	<	1.8	µg/L	EPA 547	1.8	5			
2012/13-5	Lab	LCS	5/1/2013	Pesticide	Glyphosate	n/a	=	30.6	µg/L	EPA 547	1.8	5			
2012/13-5	Lab	LCS, rec	5/1/2013	Pesticide	Glyphosate	n/a	=	122	%	EPA 547	-88	-88	71	137	
2012/13-5	Lab	method blank	5/1/2013	Pesticide	Glyphosate	n/a	<	1.8	µg/L	EPA 547	1.8	5			
2012/13-5	Lab	LCS	5/31/2013	Pesticide	Glyphosate	n/a	=	25.9	µg/L	EPA 547	1.8	5			
2012/13-5	Lab	LCS, rec	5/31/2013	Pesticide	Glyphosate	n/a	=	103	%	EPA 547	-88	-88	71	137	
2012/13-5	Lab	method blank	5/31/2013	Pesticide	Glyphosate	n/a	<	1.8	µg/L	EPA 547	1.8	5			
2012/13-5	ME-CC	matrix spike	5/31/2013	Pesticide	Glyphosate	n/a	=	17.6	µg/L	EPA 547	1.8	5			
2012/13-5	ME-CC	matrix spike dup	5/31/2013	Pesticide	Glyphosate	n/a	=	21.4	µg/L	EPA 547	1.8	5			
2012/13-5	ME-CC	matrix spike dup, rec	5/31/2013	Pesticide	Glyphosate	n/a	=	86	%	EPA 547	-88	-88	68	134	
2012/13-5	ME-CC	matrix spike, rec	5/31/2013	Pesticide	Glyphosate	n/a	=	70	%	EPA 547	-88	-88	68	134	
2012/13-5	ME-CC	matrix spike, RPD	5/31/2013	Pesticide	Glyphosate	n/a	=	20	%	EPA 547	-88	-88	0	30	
2012/13-5	Lab	method blank	5/8/2013	Pesticide	Heptachlor	n/a	<	0.0017	µg/L	EPA 608	0.0017	0.01			
2012/13-5	Lab	LCS	5/8/2013	Pesticide	Heptachlor	n/a	=	0.1	µg/L	EPA 608	0.0017	0.01			
2012/13-5	Lab	LCS, rec	5/8/2013	Pesticide	Heptachlor	n/a	=	100	%	EPA 608	-88	-88	31	130	
2012/13-5	Lab	LCS dup	5/8/2013	Pesticide	Heptachlor	n/a	=	0.114	µg/L	EPA 608	0.0017	0.01			
2012/13-5	Lab	LCS dup, rec	5/8/2013	Pesticide	Heptachlor	n/a	=	114	%	EPA 608	-88	-88	31	130	
2012/13-5	Lab	LCS, RPD	5/8/2013	Pesticide	Heptachlor	n/a	=	13	%	EPA 608	-88	-88	0	30	
2012/13-5	Lab	method blank	5/11/2013	Pesticide	Heptachlor	n/a	<	0.0017	µg/L	EPA 608	0.0017	0.01			
2012/13-5	Lab	LCS	5/11/2013	Pesticide	Heptachlor	n/a	=	0.1	µg/L	EPA 608	0.0017	0.01			
2012/13-5	Lab	LCS, rec	5/11/2013	Pesticide	Heptachlor	n/a	=	100	%	EPA 608	-88	-88	31	130	
2012/13-5	Lab	method blank	6/16/2013	Pesticide	Heptachlor	n/a	<	0.0017	µg/L	EPA 608	0.0017	0.01			
2012/13-5	Lab	LCS	6/16/2013	Pesticide	Heptachlor	n/a	=	0.0808	µg/L	EPA 608	0.0017	0.01			
2012/13-5	Lab	LCS, rec	6/16/2013	Pesticide	Heptachlor	n/a	=	81	%	EPA 608	-88	-88	31	130	
2012/13-5	ME-CC	matrix spike	6/16/2013	Pesticide	Heptachlor	n/a	=	0.0875	µg/L	EPA 608	0.0017	0.01			
2012/13-5	ME-CC	matrix spike, rec	6/16/2013	Pesticide	Heptachlor	n/a	=	88	%	EPA 608	-88	-88	28	131	
2012/13-5	ME-CC	matrix spike dup	6/16/2013	Pesticide	Heptachlor	n/a	=	0.0867	µg/L	EPA 608	0.0017	0.01			
2012/13-5	ME-CC	matrix spike dup, rec	6/16/2013	Pesticide	Heptachlor	n/a	=	87	%	EPA 608	-88	-88	28	131	
2012/13-5	ME-CC	matrix spike, RPD	6/16/2013	Pesticide	Heptachlor	n/a	=	1	%	EPA 608	-88	-88	0	30	
2012/13-5	MO-OJA	matrix spike	5/11/2013	Pesticide	Heptachlor	n/a	=	0.0927	µg/L	EPA 608	0.0017	0.01			
2012/13-5	MO-OJA	matrix spike, rec	5/11/2013	Pesticide	Heptachlor	n/a	=	93	%	EPA 608	-88	-88	28	131	
2012/13-5	MO-OJA	matrix spike dup	5/11/2013	Pesticide	Heptachlor	n/a	=	0.105	µg/L	EPA 608	0.0017	0.01			
2012/13-5	MO-OJA	matrix spike dup, rec	5/11/2013	Pesticide	Heptachlor	n/a	=	105	%	EPA 608	-88	-88	28	131	
2012/13-5	MO-OJA	matrix spike, RPD	5/11/2013	Pesticide	Heptachlor	n/a	=	12	%	EPA 608	-88	-88	0	30	
2012/13-5	Lab	method blank	5/8/2013	Pesticide	Heptachlor epoxide	n/a	<	0.0019	µg/L	EPA 608	0.0019	0.01			
2012/13-5	Lab	LCS	5/8/2013	Pesticide	Heptachlor epoxide	n/a	=	0.0982	µg/L	EPA 608	0.0019	0.01			
2012/13-5	Lab	LCS, rec	5/8/2013	Pesticide	Heptachlor epoxide	n/a	=	98	%	EPA 608	-88	-88	49	122	
2012/13-5	Lab	LCS dup	5/8/2013	Pesticide	Heptachlor epoxide	n/a	=	0.105	µg/L	EPA 608	0.0019	0.01			
2012/13-5	Lab	LCS dup, rec	5/8/2013	Pesticide	Heptachlor epoxide	n/a	=	105	%	EPA 608	-88	-88	49	122	
2012/13-5	Lab	LCS, RPD	5/8/2013	Pesticide	Heptachlor epoxide	n/a	=	7	%	EPA 608	-88	-88	0	30	
2012/13-5	Lab	method blank	5/11/2013	Pesticide	Heptachlor epoxide	n/a	<	0.0019	µg/L	EPA 608	0.0019	0.01			
2012/13-5	Lab	LCS	5/11/2013	Pesticide	Heptachlor epoxide	n/a	=	0.0929	µg/L	EPA 608	0.0019	0.01			
2012/13-5	Lab	LCS, rec	5/11/2013	Pesticide	Heptachlor epoxide	n/a	=	93	%	EPA 608	-88	-88	49	122	
2012/13-5	Lab	method blank	6/16/2013	Pesticide	Heptachlor epoxide	n/a	<	0.0019	µg/L	EPA 608	0.0019	0.01			
2012/13-5	Lab	LCS	6/16/2013	Pesticide	Heptachlor epoxide	n/a	=	0.0934	µg/L	EPA 608	0.0019	0.01			

Appendix F
Laboratory QA/QC Analysis Results

Event ID	Site ID	QAQC Sample Type	Analysis Date	Classification	Constituent	Fraction	Sign	Result	Units	Method	MDL	RL	QA Limit		DQOComp
													Min	Max	
2012/13-5	Lab	LCS, rec	6/16/2013	Pesticide	Heptachlor epoxide	n/a	=	93	%	EPA 608	-88	-88	49	122	
2012/13-5	ME-CC	matrix spike	6/16/2013	Pesticide	Heptachlor epoxide	n/a	=	0.0982	µg/L	EPA 608	0.0019	0.01			
2012/13-5	ME-CC	matrix spike, rec	6/16/2013	Pesticide	Heptachlor epoxide	n/a	=	98	%	EPA 608	-88	-88	36	117	
2012/13-5	ME-CC	matrix spike dup	6/16/2013	Pesticide	Heptachlor epoxide	n/a	=	0.096	µg/L	EPA 608	0.0019	0.01			
2012/13-5	ME-CC	matrix spike dup, rec	6/16/2013	Pesticide	Heptachlor epoxide	n/a	=	96	%	EPA 608	-88	-88	36	117	
2012/13-5	ME-CC	matrix spike, RPD	6/16/2013	Pesticide	Heptachlor epoxide	n/a	=	2	%	EPA 608	-88	-88	0	30	
2012/13-5	MO-OJA	matrix spike	5/11/2013	Pesticide	Heptachlor epoxide	n/a	=	0.0825	µg/L	EPA 608	0.0019	0.01			
2012/13-5	MO-OJA	matrix spike, rec	5/11/2013	Pesticide	Heptachlor epoxide	n/a	=	82	%	EPA 608	-88	-88	36	117	
2012/13-5	MO-OJA	matrix spike dup	5/11/2013	Pesticide	Heptachlor epoxide	n/a	=	0.0878	µg/L	EPA 608	0.0019	0.01			
2012/13-5	MO-OJA	matrix spike dup, rec	5/11/2013	Pesticide	Heptachlor epoxide	n/a	=	88	%	EPA 608	-88	-88	36	117	
2012/13-5	MO-OJA	matrix spike, RPD	5/11/2013	Pesticide	Heptachlor epoxide	n/a	=	6	%	EPA 608	-88	-88	0	30	
2012/13-5	Lab	method blank	4/29/2013	Pesticide	Malathion	n/a	<	0.0076	µg/L	EPA 525.2	0.0076	0.01			
2012/13-5	Lab	LCS	4/29/2013	Pesticide	Malathion	n/a	=	0.0518	µg/L	EPA 525.2	0.0076	0.01			
2012/13-5	Lab	LCS, rec	4/29/2013	Pesticide	Malathion	n/a	=	104	%	EPA 525.2	-88	-88	50	150	
2012/13-5	Lab	method blank	5/14/2013	Pesticide	Malathion	n/a	<	0.0076	µg/L	EPA 525.2	0.0076	0.01			
2012/13-5	Lab	LCS	5/14/2013	Pesticide	Malathion	n/a	=	0.0472	µg/L	EPA 525.2	0.0076	0.01			
2012/13-5	Lab	LCS, rec	5/14/2013	Pesticide	Malathion	n/a	=	94	%	EPA 525.2	-88	-88	50	150	
2012/13-5	Lab	method blank	6/13/2013	Pesticide	Malathion	n/a	<	0.0076	µg/L	EPA 525.2	0.0076	0.01			
2012/13-5	Lab	LCS	6/13/2013	Pesticide	Malathion	n/a	=	0.0557	µg/L	EPA 525.2	0.0076	0.01			
2012/13-5	Lab	LCS, rec	6/13/2013	Pesticide	Malathion	n/a	=	111	%	EPA 525.2	-88	-88	50	150	
2012/13-5	ME-CC	matrix spike	6/13/2013	Pesticide	Malathion	n/a	=	0.0434	µg/L	EPA 525.2	0.0076	0.01			
2012/13-5	ME-CC	matrix spike, rec	6/13/2013	Pesticide	Malathion	n/a	=	87	%	EPA 525.2	-88	-88	50	150	
2012/13-5	ME-CC	matrix spike dup	6/13/2013	Pesticide	Malathion	n/a	=	0.0435	µg/L	EPA 525.2	0.0076	0.01			
2012/13-5	ME-CC	matrix spike dup, rec	6/13/2013	Pesticide	Malathion	n/a	=	87	%	EPA 525.2	-88	-88	50	150	
2012/13-5	ME-CC	matrix spike, RPD	6/13/2013	Pesticide	Malathion	n/a	=	0.4	%	EPA 525.2	-88	-88	0	25	
2012/13-5	MO-OJA	matrix spike	5/14/2013	Pesticide	Malathion	n/a	=	0.0417	µg/L	EPA 525.2	0.0076	0.01			
2012/13-5	MO-OJA	matrix spike, rec	5/14/2013	Pesticide	Malathion	n/a	=	83	%	EPA 525.2	-88	-88	50	150	
2012/13-5	MO-OJA	matrix spike dup	5/14/2013	Pesticide	Malathion	n/a	=	0.039	µg/L	EPA 525.2	0.0076	0.01			
2012/13-5	MO-OJA	matrix spike dup, rec	5/14/2013	Pesticide	Malathion	n/a	=	78	%	EPA 525.2	-88	-88	50	150	
2012/13-5	MO-OJA	matrix spike, RPD	5/14/2013	Pesticide	Malathion	n/a	=	7	%	EPA 525.2	-88	-88	0	25	
2012/13-5	MO-OXN	matrix spike dup	4/29/2013	Pesticide	Malathion	n/a	=	0.0704	µg/L	EPA 525.2	0.0076	0.01			
2012/13-5	MO-OXN	matrix spike dup, rec	4/29/2013	Pesticide	Malathion	n/a	=	141	%	EPA 525.2	-88	-88	50	150	
2012/13-5	MO-OXN	matrix spike, RPD	4/29/2013	Pesticide	Malathion	n/a	=	9	%	EPA 525.2	-88	-88	0	25	
2012/13-5	MO-OXN	matrix spike	4/29/2013	Pesticide	Malathion	n/a	=	0.0646	µg/L	EPA 525.2	0.0076	0.01			
2012/13-5	MO-OXN	matrix spike, rec	4/29/2013	Pesticide	Malathion	n/a	=	129	%	EPA 525.2	-88	-88	50	150	
2012/13-5	Lab	method blank	4/29/2013	Pesticide	Merphos	n/a	<	0.0058	µg/L	EPA 525.2	0.0058	0.01			
2012/13-5	Lab	LCS	4/29/2013	Pesticide	Merphos	n/a	=	0.0434	µg/L	EPA 525.2	0.0058	0.01			
2012/13-5	Lab	LCS, rec	4/29/2013	Pesticide	Merphos	n/a	=	87	%	EPA 525.2	-88	-88	50	150	
2012/13-5	Lab	method blank	5/14/2013	Pesticide	Merphos	n/a	<	0.0058	µg/L	EPA 525.2	0.0058	0.01			
2012/13-5	Lab	LCS	5/14/2013	Pesticide	Merphos	n/a	=	0.0417	µg/L	EPA 525.2	0.0058	0.01			
2012/13-5	Lab	LCS, rec	5/14/2013	Pesticide	Merphos	n/a	=	83	%	EPA 525.2	-88	-88	50	150	
2012/13-5	Lab	method blank	6/13/2013	Pesticide	Merphos	n/a	<	0.0058	µg/L	EPA 525.2	0.0058	0.01			
2012/13-5	Lab	LCS	6/13/2013	Pesticide	Merphos	n/a	=	0.0681	µg/L	EPA 525.2	0.0058	0.01			
2012/13-5	Lab	LCS, rec	6/13/2013	Pesticide	Merphos	n/a	=	136	%	EPA 525.2	-88	-88	50	150	
2012/13-5	ME-CC	matrix spike	6/13/2013	Pesticide	Merphos	n/a	=	0.0505	µg/L	EPA 525.2	0.0058	0.01			
2012/13-5	ME-CC	matrix spike, rec	6/13/2013	Pesticide	Merphos	n/a	=	101	%	EPA 525.2	-88	-88	50	150	
2012/13-5	ME-CC	matrix spike dup	6/13/2013	Pesticide	Merphos	n/a	=	0.0546	µg/L	EPA 525.2	0.0058	0.01			

Appendix F
Laboratory QA/QC Analysis Results

Event ID	Site ID	QAQC Sample Type	Analysis Date	Classification	Constituent	Fraction	Sign	Result	Units	Method	MDL	RL	QA Limit		DQOComp
													Min	Max	
2012/13-5	ME-CC	matrix spike dup, rec	6/13/2013	Pesticide	Merphos	n/a	=	109	%	EPA 525.2	-88	-88	50	150	
2012/13-5	ME-CC	matrix spike, RPD	6/13/2013	Pesticide	Merphos	n/a	=	8	%	EPA 525.2	-88	-88	0	25	
2012/13-5	MO-OJA	matrix spike	5/14/2013	Pesticide	Merphos	n/a	=	0.0404	µg/L	EPA 525.2	0.0058	0.01			
2012/13-5	MO-OJA	matrix spike, rec	5/14/2013	Pesticide	Merphos	n/a	=	81	%	EPA 525.2	-88	-88	50	150	
2012/13-5	MO-OJA	matrix spike dup	5/14/2013	Pesticide	Merphos	n/a	=	0.039	µg/L	EPA 525.2	0.0058	0.01			
2012/13-5	MO-OJA	matrix spike dup, rec	5/14/2013	Pesticide	Merphos	n/a	=	78	%	EPA 525.2	-88	-88	50	150	
2012/13-5	MO-OJA	matrix spike, RPD	5/14/2013	Pesticide	Merphos	n/a	=	3	%	EPA 525.2	-88	-88	0	25	
2012/13-5	MO-OXN	matrix spike dup	4/29/2013	Pesticide	Merphos	n/a	=	0.0291	µg/L	EPA 525.2	0.0058	0.01			
2012/13-5	MO-OXN	matrix spike dup, rec	4/29/2013	Pesticide	Merphos	n/a	=	58	%	EPA 525.2	-88	-88	50	150	
2012/13-5	MO-OXN	matrix spike, RPD	4/29/2013	Pesticide	Merphos	n/a	=	7	%	EPA 525.2	-88	-88	0	25	
2012/13-5	MO-OXN	matrix spike	4/29/2013	Pesticide	Merphos	n/a	=	0.0271	µg/L	EPA 525.2	0.0058	0.01			
2012/13-5	MO-OXN	matrix spike, rec	4/29/2013	Pesticide	Merphos	n/a	=	54	%	EPA 525.2	-88	-88	50	150	
2012/13-5	Lab	method blank	5/8/2013	Pesticide	Methoxychlor	n/a	<	0.0054	µg/L	EPA 608	0.0054	0.02			
2012/13-5	Lab	method blank	5/11/2013	Pesticide	Methoxychlor	n/a	<	0.0054	µg/L	EPA 608	0.0054	0.02			
2012/13-5	Lab	method blank	6/16/2013	Pesticide	Methoxychlor	n/a	<	0.0054	µg/L	EPA 608	0.0054	0.02			
2012/13-5	Lab	method blank	4/29/2013	Pesticide	Methyl parathion	n/a	<	0.0063	µg/L	EPA 525.2	0.0063	0.01			
2012/13-5	Lab	LCS	4/29/2013	Pesticide	Methyl parathion	n/a	=	0.0624	µg/L	EPA 525.2	0.0063	0.01			
2012/13-5	Lab	LCS, rec	4/29/2013	Pesticide	Methyl parathion	n/a	=	125	%	EPA 525.2	-88	-88	50	150	
2012/13-5	Lab	method blank	5/14/2013	Pesticide	Methyl parathion	n/a	<	0.0063	µg/L	EPA 525.2	0.0063	0.01			
2012/13-5	Lab	LCS	5/14/2013	Pesticide	Methyl parathion	n/a	=	0.0486	µg/L	EPA 525.2	0.0063	0.01			
2012/13-5	Lab	LCS, rec	5/14/2013	Pesticide	Methyl parathion	n/a	=	97	%	EPA 525.2	-88	-88	50	150	
2012/13-5	Lab	method blank	6/13/2013	Pesticide	Methyl parathion	n/a	<	0.0063	µg/L	EPA 525.2	0.0063	0.01			
2012/13-5	Lab	LCS	6/13/2013	Pesticide	Methyl parathion	n/a	=	0.096	µg/L	EPA 525.2	0.0063	0.01			EUM
2012/13-5	Lab	LCS, rec	6/13/2013	Pesticide	Methyl parathion	n/a	=	192	%	EPA 525.2	-88	-88	50	150	EUM
2012/13-5	ME-CC	matrix spike	6/13/2013	Pesticide	Methyl parathion	n/a	=	0.059	µg/L	EPA 525.2	0.0063	0.01			
2012/13-5	ME-CC	matrix spike, rec	6/13/2013	Pesticide	Methyl parathion	n/a	=	118	%	EPA 525.2	-88	-88	50	150	
2012/13-5	ME-CC	matrix spike dup	6/13/2013	Pesticide	Methyl parathion	n/a	=	0.0568	µg/L	EPA 525.2	0.0063	0.01			
2012/13-5	ME-CC	matrix spike dup, rec	6/13/2013	Pesticide	Methyl parathion	n/a	=	114	%	EPA 525.2	-88	-88	50	150	
2012/13-5	ME-CC	matrix spike, RPD	6/13/2013	Pesticide	Methyl parathion	n/a	=	4	%	EPA 525.2	-88	-88	0	25	
2012/13-5	MO-OJA	matrix spike	5/14/2013	Pesticide	Methyl parathion	n/a	=	0.0471	µg/L	EPA 525.2	0.0063	0.01			
2012/13-5	MO-OJA	matrix spike, rec	5/14/2013	Pesticide	Methyl parathion	n/a	=	94	%	EPA 525.2	-88	-88	50	150	
2012/13-5	MO-OJA	matrix spike dup	5/14/2013	Pesticide	Methyl parathion	n/a	=	0.044	µg/L	EPA 525.2	0.0063	0.01			
2012/13-5	MO-OJA	matrix spike dup, rec	5/14/2013	Pesticide	Methyl parathion	n/a	=	88	%	EPA 525.2	-88	-88	50	150	
2012/13-5	MO-OJA	matrix spike, RPD	5/14/2013	Pesticide	Methyl parathion	n/a	=	7	%	EPA 525.2	-88	-88	0	25	
2012/13-5	MO-OXN	matrix spike dup	4/29/2013	Pesticide	Methyl parathion	n/a	=	0.0968	µg/L	EPA 525.2	0.0063	0.01			GB
2012/13-5	MO-OXN	matrix spike dup, rec	4/29/2013	Pesticide	Methyl parathion	n/a	=	194	%	EPA 525.2	-88	-88	50	150	GB
2012/13-5	MO-OXN	matrix spike, RPD	4/29/2013	Pesticide	Methyl parathion	n/a	=	4	%	EPA 525.2	-88	-88	0	25	
2012/13-5	MO-OXN	matrix spike	4/29/2013	Pesticide	Methyl parathion	n/a	=	0.093	µg/L	EPA 525.2	0.0063	0.01			GB
2012/13-5	MO-OXN	matrix spike, rec	4/29/2013	Pesticide	Methyl parathion	n/a	=	186	%	EPA 525.2	-88	-88	50	150	GB
2012/13-5	Lab	method blank	5/1/2013	Pesticide	Metolachlor	n/a	<	0.012	µg/L	EPA 525.2	0.012	0.1			
2012/13-5	Lab	LCS	5/1/2013	Pesticide	Metolachlor	n/a	=	4.94	µg/L	EPA 525.2	0.012	0.1			
2012/13-5	Lab	LCS, rec	5/1/2013	Pesticide	Metolachlor	n/a	=	99	%	EPA 525.2	-88	-88	55	170	
2012/13-5	Lab	LCS dup	5/1/2013	Pesticide	Metolachlor	n/a	=	4.66	µg/L	EPA 525.2	0.012	0.1			
2012/13-5	Lab	LCS dup, rec	5/1/2013	Pesticide	Metolachlor	n/a	=	93	%	EPA 525.2	-88	-88	55	170	
2012/13-5	Lab	LCS, RPD	5/1/2013	Pesticide	Metolachlor	n/a	=	6	%	EPA 525.2	-88	-88	0	30	
2012/13-5	Lab	method blank	5/3/2013	Pesticide	Metolachlor	n/a	<	0.012	µg/L	EPA 525.2	0.012	0.1			
2012/13-5	Lab	LCS	5/3/2013	Pesticide	Metolachlor	n/a	=	5.39	µg/L	EPA 525.2	0.012	0.1			

Appendix F
Laboratory QA/QC Analysis Results

Event ID	Site ID	QAQC Sample Type	Analysis Date	Classification	Constituent	Fraction	Sign	Result	Units	Method	MDL	RL	QA Limit		DQOComp
													Min	Max	
2012/13-5	Lab	LCS, rec	5/3/2013	Pesticide	Metolachlor	n/a	=	108	%	EPA 525.2	-88	-88	55	170	
2012/13-5	Lab	method blank	6/11/2013	Pesticide	Metolachlor	n/a	<	0.012	µg/L	EPA 525.2	0.012	0.1			
2012/13-5	Lab	LCS	6/11/2013	Pesticide	Metolachlor	n/a	=	4.95	µg/L	EPA 525.2	0.012	0.1			
2012/13-5	Lab	LCS, rec	6/11/2013	Pesticide	Metolachlor	n/a	=	99	%	EPA 525.2	-88	-88	55	170	
2012/13-5	ME-CC	matrix spike	6/11/2013	Pesticide	Metolachlor	n/a	=	5.02	µg/L	EPA 525.2	0.012	0.1			
2012/13-5	ME-CC	matrix spike, rec	6/11/2013	Pesticide	Metolachlor	n/a	=	100	%	EPA 525.2	-88	-88	53	178	
2012/13-5	ME-CC	matrix spike dup	6/11/2013	Pesticide	Metolachlor	n/a	=	4.69	µg/L	EPA 525.2	0.012	0.1			
2012/13-5	ME-CC	matrix spike dup, rec	6/11/2013	Pesticide	Metolachlor	n/a	=	94	%	EPA 525.2	-88	-88	53	178	
2012/13-5	ME-CC	matrix spike, RPD	6/11/2013	Pesticide	Metolachlor	n/a	=	7	%	EPA 525.2	-88	-88	0	30	
2012/13-5	MO-OJA	matrix spike	5/3/2013	Pesticide	Metolachlor	n/a	=	5.31	µg/L	EPA 525.2	0.012	0.1			
2012/13-5	MO-OJA	matrix spike, rec	5/3/2013	Pesticide	Metolachlor	n/a	=	106	%	EPA 525.2	-88	-88	53	178	
2012/13-5	MO-OJA	matrix spike dup	5/3/2013	Pesticide	Metolachlor	n/a	=	5.81	µg/L	EPA 525.2	0.012	0.1			
2012/13-5	MO-OJA	matrix spike dup, rec	5/3/2013	Pesticide	Metolachlor	n/a	=	116	%	EPA 525.2	-88	-88	53	178	
2012/13-5	MO-OJA	matrix spike, RPD	5/3/2013	Pesticide	Metolachlor	n/a	=	9	%	EPA 525.2	-88	-88	0	30	
2012/13-5	Lab	method blank	5/1/2013	Pesticide	Metribuzin	n/a	<	0.015	µg/L	EPA 525.2	0.015	0.1			
2012/13-5	Lab	LCS	5/1/2013	Pesticide	Metribuzin	n/a	=	4.57	µg/L	EPA 525.2	0.015	0.1			
2012/13-5	Lab	LCS, rec	5/1/2013	Pesticide	Metribuzin	n/a	=	91	%	EPA 525.2	-88	-88	44	149	
2012/13-5	Lab	LCS dup	5/1/2013	Pesticide	Metribuzin	n/a	=	4.09	µg/L	EPA 525.2	0.015	0.1			
2012/13-5	Lab	LCS dup, rec	5/1/2013	Pesticide	Metribuzin	n/a	=	82	%	EPA 525.2	-88	-88	44	149	
2012/13-5	Lab	LCS, RPD	5/1/2013	Pesticide	Metribuzin	n/a	=	11	%	EPA 525.2	-88	-88	0	30	
2012/13-5	Lab	method blank	5/3/2013	Pesticide	Metribuzin	n/a	<	0.015	µg/L	EPA 525.2	0.015	0.1			
2012/13-5	Lab	LCS	5/3/2013	Pesticide	Metribuzin	n/a	=	5.14	µg/L	EPA 525.2	0.015	0.1			
2012/13-5	Lab	LCS, rec	5/3/2013	Pesticide	Metribuzin	n/a	=	103	%	EPA 525.2	-88	-88	44	149	
2012/13-5	Lab	method blank	6/11/2013	Pesticide	Metribuzin	n/a	<	0.015	µg/L	EPA 525.2	0.015	0.1			
2012/13-5	Lab	LCS	6/11/2013	Pesticide	Metribuzin	n/a	=	4.64	µg/L	EPA 525.2	0.015	0.1			
2012/13-5	Lab	LCS, rec	6/11/2013	Pesticide	Metribuzin	n/a	=	93	%	EPA 525.2	-88	-88	44	149	
2012/13-5	ME-CC	matrix spike	6/11/2013	Pesticide	Metribuzin	n/a	=	4.37	µg/L	EPA 525.2	0.015	0.1			
2012/13-5	ME-CC	matrix spike, rec	6/11/2013	Pesticide	Metribuzin	n/a	=	87	%	EPA 525.2	-88	-88	64	155	
2012/13-5	ME-CC	matrix spike dup	6/11/2013	Pesticide	Metribuzin	n/a	=	4.34	µg/L	EPA 525.2	0.015	0.1			
2012/13-5	ME-CC	matrix spike dup, rec	6/11/2013	Pesticide	Metribuzin	n/a	=	87	%	EPA 525.2	-88	-88	64	155	
2012/13-5	ME-CC	matrix spike, RPD	6/11/2013	Pesticide	Metribuzin	n/a	=	0.7	%	EPA 525.2	-88	-88	0	30	
2012/13-5	MO-OJA	matrix spike	5/3/2013	Pesticide	Metribuzin	n/a	=	4.4	µg/L	EPA 525.2	0.015	0.1			
2012/13-5	MO-OJA	matrix spike, rec	5/3/2013	Pesticide	Metribuzin	n/a	=	88	%	EPA 525.2	-88	-88	64	155	
2012/13-5	MO-OJA	matrix spike dup	5/3/2013	Pesticide	Metribuzin	n/a	=	4.73	µg/L	EPA 525.2	0.015	0.1			
2012/13-5	MO-OJA	matrix spike dup, rec	5/3/2013	Pesticide	Metribuzin	n/a	=	95	%	EPA 525.2	-88	-88	64	155	
2012/13-5	MO-OJA	matrix spike, RPD	5/3/2013	Pesticide	Metribuzin	n/a	=	7	%	EPA 525.2	-88	-88	0	30	
2012/13-5	Lab	method blank	4/29/2013	Pesticide	Mevinphos	n/a	<	0.0042	µg/L	EPA 525.2	0.0042	0.01			
2012/13-5	Lab	LCS	4/29/2013	Pesticide	Mevinphos	n/a	=	0.0549	µg/L	EPA 525.2	0.0042	0.01			
2012/13-5	Lab	LCS, rec	4/29/2013	Pesticide	Mevinphos	n/a	=	110	%	EPA 525.2	-88	-88	50	150	
2012/13-5	Lab	method blank	5/14/2013	Pesticide	Mevinphos	n/a	<	0.0042	µg/L	EPA 525.2	0.0042	0.01			
2012/13-5	Lab	LCS	5/14/2013	Pesticide	Mevinphos	n/a	=	0.0531	µg/L	EPA 525.2	0.0042	0.01			
2012/13-5	Lab	LCS, rec	5/14/2013	Pesticide	Mevinphos	n/a	=	106	%	EPA 525.2	-88	-88	50	150	
2012/13-5	Lab	method blank	6/13/2013	Pesticide	Mevinphos	n/a	<	0.0042	µg/L	EPA 525.2	0.0042	0.01			
2012/13-5	Lab	LCS	6/13/2013	Pesticide	Mevinphos	n/a	=	0.0733	µg/L	EPA 525.2	0.0042	0.01			
2012/13-5	Lab	LCS, rec	6/13/2013	Pesticide	Mevinphos	n/a	=	147	%	EPA 525.2	-88	-88	50	150	
2012/13-5	ME-CC	matrix spike	6/13/2013	Pesticide	Mevinphos	n/a	=	0.0531	µg/L	EPA 525.2	0.0042	0.01			
2012/13-5	ME-CC	matrix spike, rec	6/13/2013	Pesticide	Mevinphos	n/a	=	106	%	EPA 525.2	-88	-88	50	150	

Appendix F
Laboratory QA/QC Analysis Results

Event ID	Site ID	QAQC Sample Type	Analysis Date	Classification	Constituent	Fraction	Sign	Result	Units	Method	MDL	RL	QA Limit		DQOComp
													Min	Max	
2012/13-5	ME-CC	matrix spike dup	6/13/2013	Pesticide	Mevinphos	n/a	=	0.0509	µg/L	EPA 525.2	0.0042	0.01			
2012/13-5	ME-CC	matrix spike dup, rec	6/13/2013	Pesticide	Mevinphos	n/a	=	102	%	EPA 525.2	-88	-88	50	150	
2012/13-5	ME-CC	matrix spike, RPD	6/13/2013	Pesticide	Mevinphos	n/a	=	4	%	EPA 525.2	-88	-88	0	25	
2012/13-5	MO-OJA	matrix spike	5/14/2013	Pesticide	Mevinphos	n/a	=	0.0533	µg/L	EPA 525.2	0.0042	0.01			
2012/13-5	MO-OJA	matrix spike, rec	5/14/2013	Pesticide	Mevinphos	n/a	=	107	%	EPA 525.2	-88	-88	50	150	
2012/13-5	MO-OJA	matrix spike dup	5/14/2013	Pesticide	Mevinphos	n/a	=	0.0516	µg/L	EPA 525.2	0.0042	0.01			
2012/13-5	MO-OJA	matrix spike dup, rec	5/14/2013	Pesticide	Mevinphos	n/a	=	103	%	EPA 525.2	-88	-88	50	150	
2012/13-5	MO-OJA	matrix spike, RPD	5/14/2013	Pesticide	Mevinphos	n/a	=	3	%	EPA 525.2	-88	-88	0	25	
2012/13-5	MO-OXN	matrix spike dup	4/29/2013	Pesticide	Mevinphos	n/a	=	0.0723	µg/L	EPA 525.2	0.0042	0.01			
2012/13-5	MO-OXN	matrix spike dup, rec	4/29/2013	Pesticide	Mevinphos	n/a	=	145	%	EPA 525.2	-88	-88	50	150	
2012/13-5	MO-OXN	matrix spike, RPD	4/29/2013	Pesticide	Mevinphos	n/a	=	0.5	%	EPA 525.2	-88	-88	0	25	
2012/13-5	MO-OXN	matrix spike	4/29/2013	Pesticide	Mevinphos	n/a	=	0.0727	µg/L	EPA 525.2	0.0042	0.01			
2012/13-5	MO-OXN	matrix spike, rec	4/29/2013	Pesticide	Mevinphos	n/a	=	145	%	EPA 525.2	-88	-88	50	150	
2012/13-5	Lab	method blank	5/1/2013	Pesticide	Molinate	n/a	<	0.039	µg/L	EPA 525.2	0.039	0.1			
2012/13-5	Lab	LCS	5/1/2013	Pesticide	Molinate	n/a	=	4.91	µg/L	EPA 525.2	0.039	0.1			
2012/13-5	Lab	LCS, rec	5/1/2013	Pesticide	Molinate	n/a	=	98	%	EPA 525.2	-88	-88	76	116	
2012/13-5	Lab	LCS dup	5/1/2013	Pesticide	Molinate	n/a	=	5.06	µg/L	EPA 525.2	0.039	0.1			
2012/13-5	Lab	LCS dup, rec	5/1/2013	Pesticide	Molinate	n/a	=	101	%	EPA 525.2	-88	-88	76	116	
2012/13-5	Lab	LCS, RPD	5/1/2013	Pesticide	Molinate	n/a	=	3	%	EPA 525.2	-88	-88	0	30	
2012/13-5	Lab	method blank	5/3/2013	Pesticide	Molinate	n/a	<	0.039	µg/L	EPA 525.2	0.039	0.1			
2012/13-5	Lab	LCS	5/3/2013	Pesticide	Molinate	n/a	=	5.25	µg/L	EPA 525.2	0.039	0.1			
2012/13-5	Lab	LCS, rec	5/3/2013	Pesticide	Molinate	n/a	=	105	%	EPA 525.2	-88	-88	76	116	
2012/13-5	Lab	method blank	6/11/2013	Pesticide	Molinate	n/a	<	0.039	µg/L	EPA 525.2	0.039	0.1			
2012/13-5	Lab	LCS	6/11/2013	Pesticide	Molinate	n/a	=	5.36	µg/L	EPA 525.2	0.039	0.1			
2012/13-5	Lab	LCS, rec	6/11/2013	Pesticide	Molinate	n/a	=	107	%	EPA 525.2	-88	-88	76	116	
2012/13-5	ME-CC	matrix spike	6/11/2013	Pesticide	Molinate	n/a	=	5.63	µg/L	EPA 525.2	0.039	0.1			
2012/13-5	ME-CC	matrix spike, rec	6/11/2013	Pesticide	Molinate	n/a	=	113	%	EPA 525.2	-88	-88	68	125	
2012/13-5	ME-CC	matrix spike dup	6/11/2013	Pesticide	Molinate	n/a	=	5.45	µg/L	EPA 525.2	0.039	0.1			
2012/13-5	ME-CC	matrix spike dup, rec	6/11/2013	Pesticide	Molinate	n/a	=	109	%	EPA 525.2	-88	-88	68	125	
2012/13-5	ME-CC	matrix spike, RPD	6/11/2013	Pesticide	Molinate	n/a	=	3	%	EPA 525.2	-88	-88	0	30	
2012/13-5	MO-OJA	matrix spike	5/3/2013	Pesticide	Molinate	n/a	=	5.35	µg/L	EPA 525.2	0.039	0.1			
2012/13-5	MO-OJA	matrix spike, rec	5/3/2013	Pesticide	Molinate	n/a	=	107	%	EPA 525.2	-88	-88	68	125	
2012/13-5	MO-OJA	matrix spike dup	5/3/2013	Pesticide	Molinate	n/a	=	5.37	µg/L	EPA 525.2	0.039	0.1			
2012/13-5	MO-OJA	matrix spike dup, rec	5/3/2013	Pesticide	Molinate	n/a	=	107	%	EPA 525.2	-88	-88	68	125	
2012/13-5	MO-OJA	matrix spike, RPD	5/3/2013	Pesticide	Molinate	n/a	=	0.4	%	EPA 525.2	-88	-88	0	30	
2012/13-5	Lab	method blank	4/29/2013	Pesticide	Naled	n/a	<	0.0076	µg/L	EPA 525.2	0.0076	0.01			
2012/13-5	Lab	LCS	4/29/2013	Pesticide	Naled	n/a	=	0.011	µg/L	EPA 525.2	0.0076	0.01			
2012/13-5	Lab	LCS, rec	4/29/2013	Pesticide	Naled	n/a	=	22	%	EPA 525.2	-88	-88	5	150	
2012/13-5	Lab	method blank	5/14/2013	Pesticide	Naled	n/a	<	0.0076	µg/L	EPA 525.2	0.0076	0.01			
2012/13-5	Lab	LCS	5/14/2013	Pesticide	Naled	n/a	=	0.0326	µg/L	EPA 525.2	0.0076	0.01			
2012/13-5	Lab	LCS, rec	5/14/2013	Pesticide	Naled	n/a	=	65	%	EPA 525.2	-88	-88	5	150	
2012/13-5	Lab	method blank	6/13/2013	Pesticide	Naled	n/a	<	0.0076	µg/L	EPA 525.2	0.0076	0.01			
2012/13-5	Lab	LCS	6/13/2013	Pesticide	Naled	n/a	=	0.0622	µg/L	EPA 525.2	0.0076	0.01			
2012/13-5	Lab	LCS, rec	6/13/2013	Pesticide	Naled	n/a	=	124	%	EPA 525.2	-88	-88	5	150	
2012/13-5	ME-CC	matrix spike	6/13/2013	Pesticide	Naled	n/a	=	0.0139	µg/L	EPA 525.2	0.0076	0.01			
2012/13-5	ME-CC	matrix spike, rec	6/13/2013	Pesticide	Naled	n/a	=	28	%	EPA 525.2	-88	-88	5	150	
2012/13-5	ME-CC	matrix spike dup	6/13/2013	Pesticide	Naled	n/a	=	0.0164	µg/L	EPA 525.2	0.0076	0.01			

Appendix F
Laboratory QA/QC Analysis Results

Event ID	Site ID	QAQC Sample Type	Analysis Date	Classification	Constituent	Fraction	Sign	Result	Units	Method	MDL	RL	QA Limit		DQOComp
													Min	Max	
2012/13-5	ME-CC	matrix spike dup, rec	6/13/2013	Pesticide	Naled	n/a	=	33	%	EPA 525.2	-88	-88	5	150	
2012/13-5	ME-CC	matrix spike, RPD	6/13/2013	Pesticide	Naled	n/a	=	17	%	EPA 525.2	-88	-88	0	25	
2012/13-5	MO-OJA	matrix spike	5/14/2013	Pesticide	Naled	n/a	<	0.0076	µg/L	EPA 525.2	0.0076	0.01			GB
2012/13-5	MO-OJA	matrix spike, rec	5/14/2013	Pesticide	Naled	n/a	=	0	%	EPA 525.2	-88	-88	5	150	GB
2012/13-5	MO-OJA	matrix spike dup	5/14/2013	Pesticide	Naled	n/a	<	0.0076	µg/L	EPA 525.2	0.0076	0.01			GB
2012/13-5	MO-OJA	matrix spike dup, rec	5/14/2013	Pesticide	Naled	n/a	=	0	%	EPA 525.2	-88	-88	5	150	GB
2012/13-5	MO-OJA	matrix spike, RPD	5/14/2013	Pesticide	Naled	n/a	=	0	%	EPA 525.2	-88	-88	0	25	
2012/13-5	MO-OXN	matrix spike dup	4/29/2013	Pesticide	Naled	n/a	=	0.185	µg/L	EPA 525.2	0.0076	0.01			GB
2012/13-5	MO-OXN	matrix spike dup, rec	4/29/2013	Pesticide	Naled	n/a	=	371	%	EPA 525.2	-88	-88	5	150	GB
2012/13-5	MO-OXN	matrix spike, RPD	4/29/2013	Pesticide	Naled	n/a	=	10	%	EPA 525.2	-88	-88	0	25	
2012/13-5	MO-OXN	matrix spike	4/29/2013	Pesticide	Naled	n/a	=	0.168	µg/L	EPA 525.2	0.0076	0.01			GB
2012/13-5	MO-OXN	matrix spike, rec	4/29/2013	Pesticide	Naled	n/a	=	335	%	EPA 525.2	-88	-88	5	150	GB
2012/13-5	000NONPJ	matrix spike	4/26/2013	Pesticide	Pentachlorophenol	n/a	=	4.16	µg/L	EPA 515.3	0.04	0.2			
2012/13-5	000NONPJ	matrix spike, rec	4/26/2013	Pesticide	Pentachlorophenol	n/a	=	104	%	EPA 515.3	-88	-88	70	130	
2012/13-5	000NONPJ	matrix spike dup	4/26/2013	Pesticide	Pentachlorophenol	n/a	=	4.27	µg/L	EPA 515.3	0.04	0.2			
2012/13-5	000NONPJ	matrix spike dup, rec	4/26/2013	Pesticide	Pentachlorophenol	n/a	=	107	%	EPA 515.3	-88	-88	70	130	
2012/13-5	000NONPJ	matrix spike, RPD	4/26/2013	Pesticide	Pentachlorophenol	n/a	=	3	%	EPA 515.3	-88	-88	0	30	
2012/13-5	000NONPJ	matrix spike	6/6/2013	Pesticide	Pentachlorophenol	n/a	=	3.19	µg/L	EPA 515.3	0.04	0.2			
2012/13-5	000NONPJ	matrix spike, rec	6/6/2013	Pesticide	Pentachlorophenol	n/a	=	80	%	EPA 515.3	-88	-88	70	130	
2012/13-5	000NONPJ	matrix spike dup	6/6/2013	Pesticide	Pentachlorophenol	n/a	=	3.29	µg/L	EPA 515.3	0.04	0.2			
2012/13-5	000NONPJ	matrix spike dup, rec	6/6/2013	Pesticide	Pentachlorophenol	n/a	=	82	%	EPA 515.3	-88	-88	70	130	
2012/13-5	000NONPJ	matrix spike, RPD	6/6/2013	Pesticide	Pentachlorophenol	n/a	=	3	%	EPA 515.3	-88	-88	0	30	
2012/13-5	Lab	method blank	4/26/2013	Pesticide	Pentachlorophenol	n/a	<	0.04	µg/L	EPA 515.3	0.04	0.2			
2012/13-5	Lab	LCS	4/26/2013	Pesticide	Pentachlorophenol	n/a	=	4.35	µg/L	EPA 515.3	0.04	0.2			
2012/13-5	Lab	LCS, rec	4/26/2013	Pesticide	Pentachlorophenol	n/a	=	109	%	EPA 515.3	-88	-88	70	130	
2012/13-5	Lab	method blank	5/8/2013	Pesticide	Pentachlorophenol	n/a	<	0.04	µg/L	EPA 515.3	0.04	0.2			
2012/13-5	Lab	LCS	5/8/2013	Pesticide	Pentachlorophenol	n/a	=	4.33	µg/L	EPA 515.3	0.04	0.2			
2012/13-5	Lab	LCS, rec	5/8/2013	Pesticide	Pentachlorophenol	n/a	=	108	%	EPA 515.3	-88	-88	70	130	
2012/13-5	Lab	method blank	6/6/2013	Pesticide	Pentachlorophenol	n/a	<	0.04	µg/L	EPA 515.3	0.04	0.2			
2012/13-5	Lab	LCS	6/6/2013	Pesticide	Pentachlorophenol	n/a	=	3.26	µg/L	EPA 515.3	0.04	0.2			
2012/13-5	Lab	LCS, rec	6/6/2013	Pesticide	Pentachlorophenol	n/a	=	81	%	EPA 515.3	-88	-88	70	130	
2012/13-5	ME-CC	matrix spike	6/6/2013	Pesticide	Pentachlorophenol	n/a	=	3.3	µg/L	EPA 515.3	0.04	0.2			
2012/13-5	ME-CC	matrix spike, rec	6/6/2013	Pesticide	Pentachlorophenol	n/a	=	83	%	EPA 515.3	-88	-88	70	130	
2012/13-5	ME-CC	matrix spike dup	6/6/2013	Pesticide	Pentachlorophenol	n/a	=	3.23	µg/L	EPA 515.3	0.04	0.2			
2012/13-5	ME-CC	matrix spike dup, rec	6/6/2013	Pesticide	Pentachlorophenol	n/a	=	81	%	EPA 515.3	-88	-88	70	130	
2012/13-5	ME-CC	matrix spike, RPD	6/6/2013	Pesticide	Pentachlorophenol	n/a	=	2	%	EPA 515.3	-88	-88	0	30	
2012/13-5	MO-OJA	matrix spike	5/8/2013	Pesticide	Pentachlorophenol	n/a	=	4.22	µg/L	EPA 515.3	0.04	0.2			
2012/13-5	MO-OJA	matrix spike, rec	5/8/2013	Pesticide	Pentachlorophenol	n/a	=	106	%	EPA 515.3	-88	-88	70	130	
2012/13-5	MO-OJA	matrix spike dup	5/8/2013	Pesticide	Pentachlorophenol	n/a	=	4.17	µg/L	EPA 515.3	0.04	0.2			
2012/13-5	MO-OJA	matrix spike dup, rec	5/8/2013	Pesticide	Pentachlorophenol	n/a	=	104	%	EPA 515.3	-88	-88	70	130	
2012/13-5	MO-OJA	matrix spike, RPD	5/8/2013	Pesticide	Pentachlorophenol	n/a	=	1	%	EPA 515.3	-88	-88	0	30	
2012/13-5	Lab	method blank	4/29/2013	Pesticide	Phorate	n/a	<	0.003	µg/L	EPA 525.2	0.003	0.01			
2012/13-5	Lab	LCS	4/29/2013	Pesticide	Phorate	n/a	=	0.0672	µg/L	EPA 525.2	0.003	0.01			
2012/13-5	Lab	LCS, rec	4/29/2013	Pesticide	Phorate	n/a	=	134	%	EPA 525.2	-88	-88	50	150	
2012/13-5	Lab	method blank	5/14/2013	Pesticide	Phorate	n/a	<	0.003	µg/L	EPA 525.2	0.003	0.01			
2012/13-5	Lab	LCS	5/14/2013	Pesticide	Phorate	n/a	=	0.0633	µg/L	EPA 525.2	0.003	0.01			
2012/13-5	Lab	LCS, rec	5/14/2013	Pesticide	Phorate	n/a	=	127	%	EPA 525.2	-88	-88	50	150	

Appendix F
Laboratory QA/QC Analysis Results

Event ID	Site ID	QAQC Sample Type	Analysis Date	Classification	Constituent	Fraction	Sign	Result	Units	Method	MDL	RL	QA Limit		DQOComp
													Min	Max	
2012/13-5	Lab	method blank	6/13/2013	Pesticide	Phorate	n/a	<	0.003	µg/L	EPA 525.2	0.003	0.01			
2012/13-5	Lab	LCS	6/13/2013	Pesticide	Phorate	n/a	=	0.0695	µg/L	EPA 525.2	0.003	0.01			
2012/13-5	Lab	LCS, rec	6/13/2013	Pesticide	Phorate	n/a	=	139	%	EPA 525.2	-88	-88	50	150	
2012/13-5	ME-CC	matrix spike	6/13/2013	Pesticide	Phorate	n/a	=	0.0665	µg/L	EPA 525.2	0.003	0.01			
2012/13-5	ME-CC	matrix spike, rec	6/13/2013	Pesticide	Phorate	n/a	=	133	%	EPA 525.2	-88	-88	50	150	
2012/13-5	ME-CC	matrix spike dup	6/13/2013	Pesticide	Phorate	n/a	=	0.0636	µg/L	EPA 525.2	0.003	0.01			
2012/13-5	ME-CC	matrix spike dup, rec	6/13/2013	Pesticide	Phorate	n/a	=	127	%	EPA 525.2	-88	-88	50	150	
2012/13-5	ME-CC	matrix spike, RPD	6/13/2013	Pesticide	Phorate	n/a	=	4	%	EPA 525.2	-88	-88	0	25	
2012/13-5	MO-OJA	matrix spike	5/14/2013	Pesticide	Phorate	n/a	=	0.0715	µg/L	EPA 525.2	0.003	0.01			
2012/13-5	MO-OJA	matrix spike, rec	5/14/2013	Pesticide	Phorate	n/a	=	143	%	EPA 525.2	-88	-88	50	150	
2012/13-5	MO-OJA	matrix spike dup	5/14/2013	Pesticide	Phorate	n/a	=	0.0716	µg/L	EPA 525.2	0.003	0.01			
2012/13-5	MO-OJA	matrix spike dup, rec	5/14/2013	Pesticide	Phorate	n/a	=	143	%	EPA 525.2	-88	-88	50	150	
2012/13-5	MO-OJA	matrix spike, RPD	5/14/2013	Pesticide	Phorate	n/a	=	0.1	%	EPA 525.2	-88	-88	0	25	
2012/13-5	MO-OXN	matrix spike dup	4/29/2013	Pesticide	Phorate	n/a	=	0.0782	µg/L	EPA 525.2	0.003	0.01			GB
2012/13-5	MO-OXN	matrix spike dup, rec	4/29/2013	Pesticide	Phorate	n/a	=	156	%	EPA 525.2	-88	-88	50	150	GB
2012/13-5	MO-OXN	matrix spike, RPD	4/29/2013	Pesticide	Phorate	n/a	=	3	%	EPA 525.2	-88	-88	0	25	
2012/13-5	MO-OXN	matrix spike	4/29/2013	Pesticide	Phorate	n/a	=	0.076	µg/L	EPA 525.2	0.003	0.01			GB
2012/13-5	MO-OXN	matrix spike, rec	4/29/2013	Pesticide	Phorate	n/a	=	152	%	EPA 525.2	-88	-88	50	150	GB
2012/13-5	000NONPJ	matrix spike	4/26/2013	Pesticide	Picloram	n/a	=	3.19	µg/L	EPA 515.3	0.05	0.6			
2012/13-5	000NONPJ	matrix spike, rec	4/26/2013	Pesticide	Picloram	n/a	=	80	%	EPA 515.3	-88	-88	70	130	
2012/13-5	000NONPJ	matrix spike dup	4/26/2013	Pesticide	Picloram	n/a	=	3.34	µg/L	EPA 515.3	0.05	0.6			
2012/13-5	000NONPJ	matrix spike dup, rec	4/26/2013	Pesticide	Picloram	n/a	=	84	%	EPA 515.3	-88	-88	70	130	
2012/13-5	000NONPJ	matrix spike, RPD	4/26/2013	Pesticide	Picloram	n/a	=	5	%	EPA 515.3	-88	-88	0	30	
2012/13-5	000NONPJ	matrix spike	6/6/2013	Pesticide	Picloram	n/a	=	2.9	µg/L	EPA 515.3	0.05	0.6			
2012/13-5	000NONPJ	matrix spike, rec	6/6/2013	Pesticide	Picloram	n/a	=	72	%	EPA 515.3	-88	-88	70	130	
2012/13-5	000NONPJ	matrix spike dup	6/6/2013	Pesticide	Picloram	n/a	=	2.62	µg/L	EPA 515.3	0.05	0.6			GB
2012/13-5	000NONPJ	matrix spike dup, rec	6/6/2013	Pesticide	Picloram	n/a	=	66	%	EPA 515.3	-88	-88	70	130	GB
2012/13-5	000NONPJ	matrix spike, RPD	6/6/2013	Pesticide	Picloram	n/a	=	10	%	EPA 515.3	-88	-88	0	30	GB
2012/13-5	Lab	method blank	4/26/2013	Pesticide	Picloram	n/a	<	0.05	µg/L	EPA 515.3	0.05	0.6			
2012/13-5	Lab	LCS	4/26/2013	Pesticide	Picloram	n/a	=	3.39	µg/L	EPA 515.3	0.05	0.6			
2012/13-5	Lab	LCS, rec	4/26/2013	Pesticide	Picloram	n/a	=	85	%	EPA 515.3	-88	-88	70	130	
2012/13-5	Lab	method blank	5/8/2013	Pesticide	Picloram	n/a	<	0.05	µg/L	EPA 515.3	0.05	0.6			
2012/13-5	Lab	LCS	5/8/2013	Pesticide	Picloram	n/a	=	3.16	µg/L	EPA 515.3	0.05	0.6			
2012/13-5	Lab	LCS, rec	5/8/2013	Pesticide	Picloram	n/a	=	79	%	EPA 515.3	-88	-88	70	130	
2012/13-5	Lab	method blank	6/6/2013	Pesticide	Picloram	n/a	<	0.05	µg/L	EPA 515.3	0.05	0.6			
2012/13-5	Lab	LCS	6/6/2013	Pesticide	Picloram	n/a	=	2.84	µg/L	EPA 515.3	0.05	0.6			
2012/13-5	Lab	LCS, rec	6/6/2013	Pesticide	Picloram	n/a	=	71	%	EPA 515.3	-88	-88	70	130	
2012/13-5	ME-CC	matrix spike	6/6/2013	Pesticide	Picloram	n/a	=	3.13	µg/L	EPA 515.3	0.05	0.6			
2012/13-5	ME-CC	matrix spike, rec	6/6/2013	Pesticide	Picloram	n/a	=	78	%	EPA 515.3	-88	-88	70	130	
2012/13-5	ME-CC	matrix spike dup	6/6/2013	Pesticide	Picloram	n/a	=	2.83	µg/L	EPA 515.3	0.05	0.6			
2012/13-5	ME-CC	matrix spike dup, rec	6/6/2013	Pesticide	Picloram	n/a	=	71	%	EPA 515.3	-88	-88	70	130	
2012/13-5	ME-CC	matrix spike, RPD	6/6/2013	Pesticide	Picloram	n/a	=	10	%	EPA 515.3	-88	-88	0	30	
2012/13-5	MO-OJA	matrix spike	5/8/2013	Pesticide	Picloram	n/a	=	3.29	µg/L	EPA 515.3	0.05	0.6			
2012/13-5	MO-OJA	matrix spike, rec	5/8/2013	Pesticide	Picloram	n/a	=	82	%	EPA 515.3	-88	-88	70	130	
2012/13-5	MO-OJA	matrix spike dup	5/8/2013	Pesticide	Picloram	n/a	=	3.28	µg/L	EPA 515.3	0.05	0.6			
2012/13-5	MO-OJA	matrix spike dup, rec	5/8/2013	Pesticide	Picloram	n/a	=	82	%	EPA 515.3	-88	-88	70	130	
2012/13-5	MO-OJA	matrix spike, RPD	5/8/2013	Pesticide	Picloram	n/a	=	0.3	%	EPA 515.3	-88	-88	0	30	

Appendix F
Laboratory QA/QC Analysis Results

Event ID	Site ID	QAQC Sample Type	Analysis Date	Classification	Constituent	Fraction	Sign	Result	Units	Method	MDL	RL	QA Limit		DQOComp
													Min	Max	
2012/13-5	Lab	method blank	5/1/2013	Pesticide	Prometon	n/a	<	0.024	µg/L	EPA 525.2	0.024	0.2			
2012/13-5	Lab	LCS	5/1/2013	Pesticide	Prometon	n/a	=	2.79	µg/L	EPA 525.2	0.024	0.2			
2012/13-5	Lab	LCS, rec	5/1/2013	Pesticide	Prometon	n/a	=	56	%	EPA 525.2	-88	-88	6	110	
2012/13-5	Lab	LCS dup	5/1/2013	Pesticide	Prometon	n/a	=	1.6	µg/L	EPA 525.2	0.024	0.2			
2012/13-5	Lab	LCS dup, rec	5/1/2013	Pesticide	Prometon	n/a	=	32	%	EPA 525.2	-88	-88	6	110	
2012/13-5	Lab	LCS, RPD	5/1/2013	Pesticide	Prometon	n/a	=	54	%	EPA 525.2	-88	-88	0	30	IL
2012/13-5	Lab	method blank	5/3/2013	Pesticide	Prometon	n/a	<	0.024	µg/L	EPA 525.2	0.024	0.2			
2012/13-5	Lab	LCS	5/3/2013	Pesticide	Prometon	n/a	=	2.59	µg/L	EPA 525.2	0.024	0.2			
2012/13-5	Lab	LCS, rec	5/3/2013	Pesticide	Prometon	n/a	=	52	%	EPA 525.2	-88	-88	6	110	
2012/13-5	Lab	method blank	6/11/2013	Pesticide	Prometon	n/a	<	0.024	µg/L	EPA 525.2	0.024	0.2			
2012/13-5	Lab	LCS	6/11/2013	Pesticide	Prometon	n/a	=	2.41	µg/L	EPA 525.2	0.024	0.2			
2012/13-5	Lab	LCS, rec	6/11/2013	Pesticide	Prometon	n/a	=	48	%	EPA 525.2	-88	-88	6	110	
2012/13-5	ME-CC	matrix spike	6/11/2013	Pesticide	Prometon	n/a	=	3.46	µg/L	EPA 525.2	0.024	0.2			
2012/13-5	ME-CC	matrix spike, rec	6/11/2013	Pesticide	Prometon	n/a	=	69	%	EPA 525.2	-88	-88	5	148	
2012/13-5	ME-CC	matrix spike dup	6/11/2013	Pesticide	Prometon	n/a	=	3.45	µg/L	EPA 525.2	0.024	0.2			
2012/13-5	ME-CC	matrix spike dup, rec	6/11/2013	Pesticide	Prometon	n/a	=	69	%	EPA 525.2	-88	-88	5	148	
2012/13-5	ME-CC	matrix spike, RPD	6/11/2013	Pesticide	Prometon	n/a	=	0.3	%	EPA 525.2	-88	-88	0	30	
2012/13-5	MO-OJA	matrix spike	5/3/2013	Pesticide	Prometon	n/a	=	3.75	µg/L	EPA 525.2	0.024	0.2			
2012/13-5	MO-OJA	matrix spike, rec	5/3/2013	Pesticide	Prometon	n/a	=	75	%	EPA 525.2	-88	-88	5	148	
2012/13-5	MO-OJA	matrix spike dup	5/3/2013	Pesticide	Prometon	n/a	=	3.79	µg/L	EPA 525.2	0.024	0.2			
2012/13-5	MO-OJA	matrix spike dup, rec	5/3/2013	Pesticide	Prometon	n/a	=	76	%	EPA 525.2	-88	-88	5	148	
2012/13-5	MO-OJA	matrix spike, RPD	5/3/2013	Pesticide	Prometon	n/a	=	1	%	EPA 525.2	-88	-88	0	30	
2012/13-5	Lab	method blank	5/1/2013	Pesticide	Prometryn	n/a	<	0.036	µg/L	EPA 525.2	0.036	0.1			
2012/13-5	Lab	LCS	5/1/2013	Pesticide	Prometryn	n/a	=	4.58	µg/L	EPA 525.2	0.036	0.1			
2012/13-5	Lab	LCS, rec	5/1/2013	Pesticide	Prometryn	n/a	=	92	%	EPA 525.2	-88	-88	34	152	
2012/13-5	Lab	LCS dup	5/1/2013	Pesticide	Prometryn	n/a	=	4.03	µg/L	EPA 525.2	0.036	0.1			
2012/13-5	Lab	LCS dup, rec	5/1/2013	Pesticide	Prometryn	n/a	=	81	%	EPA 525.2	-88	-88	34	152	
2012/13-5	Lab	LCS, RPD	5/1/2013	Pesticide	Prometryn	n/a	=	13	%	EPA 525.2	-88	-88	0	30	
2012/13-5	Lab	method blank	5/3/2013	Pesticide	Prometryn	n/a	<	0.036	µg/L	EPA 525.2	0.036	0.1			
2012/13-5	Lab	LCS	5/3/2013	Pesticide	Prometryn	n/a	=	5.12	µg/L	EPA 525.2	0.036	0.1			
2012/13-5	Lab	LCS, rec	5/3/2013	Pesticide	Prometryn	n/a	=	102	%	EPA 525.2	-88	-88	34	152	
2012/13-5	Lab	method blank	6/11/2013	Pesticide	Prometryn	n/a	<	0.036	µg/L	EPA 525.2	0.036	0.1			
2012/13-5	Lab	LCS	6/11/2013	Pesticide	Prometryn	n/a	=	4.41	µg/L	EPA 525.2	0.036	0.1			
2012/13-5	Lab	LCS, rec	6/11/2013	Pesticide	Prometryn	n/a	=	88	%	EPA 525.2	-88	-88	34	152	
2012/13-5	ME-CC	matrix spike	6/11/2013	Pesticide	Prometryn	n/a	=	4.84	µg/L	EPA 525.2	0.036	0.1			
2012/13-5	ME-CC	matrix spike, rec	6/11/2013	Pesticide	Prometryn	n/a	=	82	%	EPA 525.2	-88	-88	44	169	
2012/13-5	ME-CC	matrix spike dup	6/11/2013	Pesticide	Prometryn	n/a	=	4.78	µg/L	EPA 525.2	0.036	0.1			
2012/13-5	ME-CC	matrix spike dup, rec	6/11/2013	Pesticide	Prometryn	n/a	=	81	%	EPA 525.2	-88	-88	44	169	
2012/13-5	ME-CC	matrix spike, RPD	6/11/2013	Pesticide	Prometryn	n/a	=	1	%	EPA 525.2	-88	-88	0	30	
2012/13-5	MO-OJA	matrix spike	5/3/2013	Pesticide	Prometryn	n/a	=	4.63	µg/L	EPA 525.2	0.036	0.1			
2012/13-5	MO-OJA	matrix spike, rec	5/3/2013	Pesticide	Prometryn	n/a	=	93	%	EPA 525.2	-88	-88	44	169	
2012/13-5	MO-OJA	matrix spike dup	5/3/2013	Pesticide	Prometryn	n/a	=	5.15	µg/L	EPA 525.2	0.036	0.1			
2012/13-5	MO-OJA	matrix spike dup, rec	5/3/2013	Pesticide	Prometryn	n/a	=	103	%	EPA 525.2	-88	-88	44	169	
2012/13-5	MO-OJA	matrix spike, RPD	5/3/2013	Pesticide	Prometryn	n/a	=	11	%	EPA 525.2	-88	-88	0	30	
2012/13-5	Lab	method blank	4/29/2013	Pesticide	Ronnel (Fenchlorphos)	n/a	<	0.0041	µg/L	EPA 525.2	0.0041	0.01			
2012/13-5	Lab	LCS	4/29/2013	Pesticide	Ronnel (Fenchlorphos)	n/a	=	0.0476	µg/L	EPA 525.2	0.0041	0.01			
2012/13-5	Lab	LCS, rec	4/29/2013	Pesticide	Ronnel (Fenchlorphos)	n/a	=	95	%	EPA 525.2	-88	-88	50	150	

Appendix F
Laboratory QA/QC Analysis Results

Event ID	Site ID	QAQC Sample Type	Analysis Date	Classification	Constituent	Fraction	Sign	Result	Units	Method	MDL	RL	QA Limit		DQOComp
													Min	Max	
2012/13-5	Lab	method blank	5/14/2013	Pesticide	Ronnel (Fenchlorphos)	n/a	<	0.0041	µg/L	EPA 525.2	0.0041	0.01			
2012/13-5	Lab	LCS	5/14/2013	Pesticide	Ronnel (Fenchlorphos)	n/a	=	0.0426	µg/L	EPA 525.2	0.0041	0.01			
2012/13-5	Lab	LCS, rec	5/14/2013	Pesticide	Ronnel (Fenchlorphos)	n/a	=	85	%	EPA 525.2	-88	-88	50	150	
2012/13-5	Lab	method blank	6/13/2013	Pesticide	Ronnel (Fenchlorphos)	n/a	<	0.0041	µg/L	EPA 525.2	0.0041	0.01			
2012/13-5	Lab	LCS	6/13/2013	Pesticide	Ronnel (Fenchlorphos)	n/a	=	0.0626	µg/L	EPA 525.2	0.0041	0.01			
2012/13-5	Lab	LCS, rec	6/13/2013	Pesticide	Ronnel (Fenchlorphos)	n/a	=	125	%	EPA 525.2	-88	-88	50	150	
2012/13-5	ME-CC	matrix spike	6/13/2013	Pesticide	Ronnel (Fenchlorphos)	n/a	=	0.0459	µg/L	EPA 525.2	0.0041	0.01			
2012/13-5	ME-CC	matrix spike, rec	6/13/2013	Pesticide	Ronnel (Fenchlorphos)	n/a	=	92	%	EPA 525.2	-88	-88	50	150	
2012/13-5	ME-CC	matrix spike dup	6/13/2013	Pesticide	Ronnel (Fenchlorphos)	n/a	=	0.0469	µg/L	EPA 525.2	0.0041	0.01			
2012/13-5	ME-CC	matrix spike dup, rec	6/13/2013	Pesticide	Ronnel (Fenchlorphos)	n/a	=	94	%	EPA 525.2	-88	-88	50	150	
2012/13-5	ME-CC	matrix spike, RPD	6/13/2013	Pesticide	Ronnel (Fenchlorphos)	n/a	=	2	%	EPA 525.2	-88	-88	0	25	
2012/13-5	MO-OJA	matrix spike	5/14/2013	Pesticide	Ronnel (Fenchlorphos)	n/a	=	0.0433	µg/L	EPA 525.2	0.0041	0.01			
2012/13-5	MO-OJA	matrix spike, rec	5/14/2013	Pesticide	Ronnel (Fenchlorphos)	n/a	=	87	%	EPA 525.2	-88	-88	50	150	
2012/13-5	MO-OJA	matrix spike dup	5/14/2013	Pesticide	Ronnel (Fenchlorphos)	n/a	=	0.0408	µg/L	EPA 525.2	0.0041	0.01			
2012/13-5	MO-OJA	matrix spike dup, rec	5/14/2013	Pesticide	Ronnel (Fenchlorphos)	n/a	=	82	%	EPA 525.2	-88	-88	50	150	
2012/13-5	MO-OJA	matrix spike, RPD	5/14/2013	Pesticide	Ronnel (Fenchlorphos)	n/a	=	6	%	EPA 525.2	-88	-88	0	25	
2012/13-5	MO-OXN	matrix spike dup	4/29/2013	Pesticide	Ronnel (Fenchlorphos)	n/a	=	0.0551	µg/L	EPA 525.2	0.0041	0.01			
2012/13-5	MO-OXN	matrix spike dup, rec	4/29/2013	Pesticide	Ronnel (Fenchlorphos)	n/a	=	110	%	EPA 525.2	-88	-88	50	150	
2012/13-5	MO-OXN	matrix spike, RPD	4/29/2013	Pesticide	Ronnel (Fenchlorphos)	n/a	=	2	%	EPA 525.2	-88	-88	0	25	
2012/13-5	MO-OXN	matrix spike	4/29/2013	Pesticide	Ronnel (Fenchlorphos)	n/a	=	0.0542	µg/L	EPA 525.2	0.0041	0.01			
2012/13-5	MO-OXN	matrix spike, rec	4/29/2013	Pesticide	Ronnel (Fenchlorphos)	n/a	=	108	%	EPA 525.2	-88	-88	50	150	
2012/13-5	Lab	method blank	5/1/2013	Pesticide	Simazine	n/a	<	0.015	µg/L	EPA 525.2	0.015	0.1			
2012/13-5	Lab	LCS	5/1/2013	Pesticide	Simazine	n/a	=	4.44	µg/L	EPA 525.2	0.015	0.1			
2012/13-5	Lab	LCS, rec	5/1/2013	Pesticide	Simazine	n/a	=	89	%	EPA 525.2	-88	-88	54	156	
2012/13-5	Lab	LCS dup	5/1/2013	Pesticide	Simazine	n/a	=	4.01	µg/L	EPA 525.2	0.015	0.1			
2012/13-5	Lab	LCS dup, rec	5/1/2013	Pesticide	Simazine	n/a	=	80	%	EPA 525.2	-88	-88	54	156	
2012/13-5	Lab	LCS, RPD	5/1/2013	Pesticide	Simazine	n/a	=	10	%	EPA 525.2	-88	-88	0	30	
2012/13-5	Lab	method blank	5/3/2013	Pesticide	Simazine	n/a	<	0.015	µg/L	EPA 525.2	0.015	0.1			
2012/13-5	Lab	LCS	5/3/2013	Pesticide	Simazine	n/a	=	4.62	µg/L	EPA 525.2	0.015	0.1			
2012/13-5	Lab	LCS, rec	5/3/2013	Pesticide	Simazine	n/a	=	92	%	EPA 525.2	-88	-88	54	156	
2012/13-5	Lab	method blank	6/11/2013	Pesticide	Simazine	n/a	<	0.015	µg/L	EPA 525.2	0.015	0.1			
2012/13-5	Lab	LCS	6/11/2013	Pesticide	Simazine	n/a	=	4.79	µg/L	EPA 525.2	0.015	0.1			
2012/13-5	Lab	LCS, rec	6/11/2013	Pesticide	Simazine	n/a	=	96	%	EPA 525.2	-88	-88	54	156	
2012/13-5	ME-CC	matrix spike	6/11/2013	Pesticide	Simazine	n/a	=	3.72	µg/L	EPA 525.2	0.015	0.1			
2012/13-5	ME-CC	matrix spike, rec	6/11/2013	Pesticide	Simazine	n/a	=	74	%	EPA 525.2	-88	-88	53	152	
2012/13-5	ME-CC	matrix spike dup	6/11/2013	Pesticide	Simazine	n/a	=	3.83	µg/L	EPA 525.2	0.015	0.1			
2012/13-5	ME-CC	matrix spike dup, rec	6/11/2013	Pesticide	Simazine	n/a	=	77	%	EPA 525.2	-88	-88	53	152	
2012/13-5	ME-CC	matrix spike, RPD	6/11/2013	Pesticide	Simazine	n/a	=	3	%	EPA 525.2	-88	-88	0	30	
2012/13-5	MO-OJA	matrix spike	5/3/2013	Pesticide	Simazine	n/a	=	4.36	µg/L	EPA 525.2	0.015	0.1			
2012/13-5	MO-OJA	matrix spike, rec	5/3/2013	Pesticide	Simazine	n/a	=	87	%	EPA 525.2	-88	-88	53	152	
2012/13-5	MO-OJA	matrix spike dup	5/3/2013	Pesticide	Simazine	n/a	=	4.9	µg/L	EPA 525.2	0.015	0.1			
2012/13-5	MO-OJA	matrix spike dup, rec	5/3/2013	Pesticide	Simazine	n/a	=	98	%	EPA 525.2	-88	-88	53	152	
2012/13-5	MO-OJA	matrix spike, RPD	5/3/2013	Pesticide	Simazine	n/a	=	12	%	EPA 525.2	-88	-88	0	30	
2012/13-5	Lab	method blank	4/29/2013	Pesticide	Stirophos (Tetrachlorvinphos)	n/a	<	0.0031	µg/L	EPA 525.2	0.0031	0.01			
2012/13-5	Lab	LCS	4/29/2013	Pesticide	Stirophos (Tetrachlorvinphos)	n/a	=	0.0546	µg/L	EPA 525.2	0.0031	0.01			
2012/13-5	Lab	LCS, rec	4/29/2013	Pesticide	Stirophos (Tetrachlorvinphos)	n/a	=	109	%	EPA 525.2	-88	-88	50	150	
2012/13-5	Lab	method blank	5/14/2013	Pesticide	Stirophos (Tetrachlorvinphos)	n/a	<	0.0031	µg/L	EPA 525.2	0.0031	0.01			

Appendix F
Laboratory QA/QC Analysis Results

Event ID	Site ID	QAQC Sample Type	Analysis Date	Classification	Constituent	Fraction	Sign	Result	Units	Method	MDL	RL	QA Limit		DQOComp
													Min	Max	
2012/13-5	Lab	LCS	5/14/2013	Pesticide	Stirophos (Tetrachlorvinphos)	n/a	=	0.0469	µg/L	EPA 525.2	0.0031	0.01			
2012/13-5	Lab	LCS, rec	5/14/2013	Pesticide	Stirophos (Tetrachlorvinphos)	n/a	=	94	%	EPA 525.2	-88	-88	50	150	
2012/13-5	Lab	method blank	6/13/2013	Pesticide	Stirophos (Tetrachlorvinphos)	n/a	<	0.0031	µg/L	EPA 525.2	0.0031	0.01			
2012/13-5	Lab	LCS	6/13/2013	Pesticide	Stirophos (Tetrachlorvinphos)	n/a	=	0.0556	µg/L	EPA 525.2	0.0031	0.01			
2012/13-5	Lab	LCS, rec	6/13/2013	Pesticide	Stirophos (Tetrachlorvinphos)	n/a	=	111	%	EPA 525.2	-88	-88	50	150	
2012/13-5	ME-CC	matrix spike	6/13/2013	Pesticide	Stirophos (Tetrachlorvinphos)	n/a	=	0.0446	µg/L	EPA 525.2	0.0031	0.01			
2012/13-5	ME-CC	matrix spike, rec	6/13/2013	Pesticide	Stirophos (Tetrachlorvinphos)	n/a	=	89	%	EPA 525.2	-88	-88	50	150	
2012/13-5	ME-CC	matrix spike dup	6/13/2013	Pesticide	Stirophos (Tetrachlorvinphos)	n/a	=	0.0442	µg/L	EPA 525.2	0.0031	0.01			
2012/13-5	ME-CC	matrix spike dup, rec	6/13/2013	Pesticide	Stirophos (Tetrachlorvinphos)	n/a	=	88	%	EPA 525.2	-88	-88	50	150	
2012/13-5	ME-CC	matrix spike, RPD	6/13/2013	Pesticide	Stirophos (Tetrachlorvinphos)	n/a	=	1	%	EPA 525.2	-88	-88	0	25	
2012/13-5	MO-OJA	matrix spike	5/14/2013	Pesticide	Stirophos (Tetrachlorvinphos)	n/a	=	0.0392	µg/L	EPA 525.2	0.0031	0.01			
2012/13-5	MO-OJA	matrix spike, rec	5/14/2013	Pesticide	Stirophos (Tetrachlorvinphos)	n/a	=	78	%	EPA 525.2	-88	-88	50	150	
2012/13-5	MO-OJA	matrix spike dup	5/14/2013	Pesticide	Stirophos (Tetrachlorvinphos)	n/a	=	0.0346	µg/L	EPA 525.2	0.0031	0.01			
2012/13-5	MO-OJA	matrix spike dup, rec	5/14/2013	Pesticide	Stirophos (Tetrachlorvinphos)	n/a	=	69	%	EPA 525.2	-88	-88	50	150	
2012/13-5	MO-OJA	matrix spike, RPD	5/14/2013	Pesticide	Stirophos (Tetrachlorvinphos)	n/a	=	12	%	EPA 525.2	-88	-88	0	25	
2012/13-5	MO-OXN	matrix spike dup	4/29/2013	Pesticide	Stirophos (Tetrachlorvinphos)	n/a	=	0.047	µg/L	EPA 525.2	0.0031	0.01			
2012/13-5	MO-OXN	matrix spike dup, rec	4/29/2013	Pesticide	Stirophos (Tetrachlorvinphos)	n/a	=	94	%	EPA 525.2	-88	-88	50	150	
2012/13-5	MO-OXN	matrix spike, RPD	4/29/2013	Pesticide	Stirophos (Tetrachlorvinphos)	n/a	=	21	%	EPA 525.2	-88	-88	0	25	
2012/13-5	MO-OXN	matrix spike	4/29/2013	Pesticide	Stirophos (Tetrachlorvinphos)	n/a	=	0.038	µg/L	EPA 525.2	0.0031	0.01			
2012/13-5	MO-OXN	matrix spike, rec	4/29/2013	Pesticide	Stirophos (Tetrachlorvinphos)	n/a	=	76	%	EPA 525.2	-88	-88	50	150	
2012/13-5	Lab	method blank	5/1/2013	Pesticide	Terbacil	n/a	<	0.55	µg/L	EPA 525.2	0.55	2			
2012/13-5	Lab	LCS	5/1/2013	Pesticide	Terbacil	n/a	=	5.21	µg/L	EPA 525.2	0.55	2			
2012/13-5	Lab	LCS, rec	5/1/2013	Pesticide	Terbacil	n/a	=	104	%	EPA 525.2	-88	-88	66	140	
2012/13-5	Lab	LCS dup	5/1/2013	Pesticide	Terbacil	n/a	=	4.44	µg/L	EPA 525.2	0.55	2			
2012/13-5	Lab	LCS dup, rec	5/1/2013	Pesticide	Terbacil	n/a	=	89	%	EPA 525.2	-88	-88	66	140	
2012/13-5	Lab	LCS, RPD	5/1/2013	Pesticide	Terbacil	n/a	=	16	%	EPA 525.2	-88	-88	0	30	
2012/13-5	Lab	method blank	5/3/2013	Pesticide	Terbacil	n/a	<	0.55	µg/L	EPA 525.2	0.55	2			
2012/13-5	Lab	LCS	5/3/2013	Pesticide	Terbacil	n/a	=	5.04	µg/L	EPA 525.2	0.55	2			
2012/13-5	Lab	LCS, rec	5/3/2013	Pesticide	Terbacil	n/a	=	101	%	EPA 525.2	-88	-88	66	140	
2012/13-5	Lab	method blank	6/11/2013	Pesticide	Terbacil	n/a	<	0.55	µg/L	EPA 525.2	0.55	2			
2012/13-5	Lab	LCS	6/11/2013	Pesticide	Terbacil	n/a	=	5.87	µg/L	EPA 525.2	0.55	2			
2012/13-5	Lab	LCS, rec	6/11/2013	Pesticide	Terbacil	n/a	=	117	%	EPA 525.2	-88	-88	66	140	
2012/13-5	ME-CC	matrix spike	6/11/2013	Pesticide	Terbacil	n/a	=	6.53	µg/L	EPA 525.2	0.55	2			
2012/13-5	ME-CC	matrix spike, rec	6/11/2013	Pesticide	Terbacil	n/a	=	131	%	EPA 525.2	-88	-88	56	159	
2012/13-5	ME-CC	matrix spike dup	6/11/2013	Pesticide	Terbacil	n/a	=	5.55	µg/L	EPA 525.2	0.55	2			
2012/13-5	ME-CC	matrix spike dup, rec	6/11/2013	Pesticide	Terbacil	n/a	=	111	%	EPA 525.2	-88	-88	56	159	
2012/13-5	ME-CC	matrix spike, RPD	6/11/2013	Pesticide	Terbacil	n/a	=	16	%	EPA 525.2	-88	-88	0	30	
2012/13-5	MO-OJA	matrix spike	5/3/2013	Pesticide	Terbacil	n/a	=	5.34	µg/L	EPA 525.2	0.55	2			
2012/13-5	MO-OJA	matrix spike, rec	5/3/2013	Pesticide	Terbacil	n/a	=	107	%	EPA 525.2	-88	-88	56	159	
2012/13-5	MO-OJA	matrix spike dup	5/3/2013	Pesticide	Terbacil	n/a	=	5.16	µg/L	EPA 525.2	0.55	2			
2012/13-5	MO-OJA	matrix spike dup, rec	5/3/2013	Pesticide	Terbacil	n/a	=	103	%	EPA 525.2	-88	-88	56	159	
2012/13-5	MO-OJA	matrix spike, RPD	5/3/2013	Pesticide	Terbacil	n/a	=	3	%	EPA 525.2	-88	-88	0	30	
2012/13-5	Lab	method blank	5/1/2013	Pesticide	Thiobencarb	n/a	<	0.025	µg/L	EPA 525.2	0.025	0.2			
2012/13-5	Lab	LCS	5/1/2013	Pesticide	Thiobencarb	n/a	=	5	µg/L	EPA 525.2	0.025	0.2			
2012/13-5	Lab	LCS, rec	5/1/2013	Pesticide	Thiobencarb	n/a	=	100	%	EPA 525.2	-88	-88	57	162	
2012/13-5	Lab	LCS dup	5/1/2013	Pesticide	Thiobencarb	n/a	=	4.91	µg/L	EPA 525.2	0.025	0.2			
2012/13-5	Lab	LCS dup, rec	5/1/2013	Pesticide	Thiobencarb	n/a	=	98	%	EPA 525.2	-88	-88	57	162	

Appendix F
Laboratory QA/QC Analysis Results

Event ID	Site ID	QAQC Sample Type	Analysis Date	Classification	Constituent	Fraction	Sign	Result	Units	Method	MDL	RL	QA Limit		DQOComp
													Min	Max	
2012/13-5	Lab	LCS, RPD	5/1/2013	Pesticide	Thiobencarb	n/a	=	2	%	EPA 525.2	-88	-88	0	30	
2012/13-5	Lab	method blank	5/3/2013	Pesticide	Thiobencarb	n/a	<	0.025	µg/L	EPA 525.2	0.025	0.2			
2012/13-5	Lab	LCS	5/3/2013	Pesticide	Thiobencarb	n/a	=	5.67	µg/L	EPA 525.2	0.025	0.2			
2012/13-5	Lab	LCS, rec	5/3/2013	Pesticide	Thiobencarb	n/a	=	113	%	EPA 525.2	-88	-88	57	162	
2012/13-5	Lab	method blank	6/11/2013	Pesticide	Thiobencarb	n/a	<	0.025	µg/L	EPA 525.2	0.025	0.2			
2012/13-5	Lab	LCS	6/11/2013	Pesticide	Thiobencarb	n/a	=	4.57	µg/L	EPA 525.2	0.025	0.2			
2012/13-5	Lab	LCS, rec	6/11/2013	Pesticide	Thiobencarb	n/a	=	91	%	EPA 525.2	-88	-88	57	162	
2012/13-5	ME-CC	matrix spike	6/11/2013	Pesticide	Thiobencarb	n/a	=	4.66	µg/L	EPA 525.2	0.025	0.2			
2012/13-5	ME-CC	matrix spike, rec	6/11/2013	Pesticide	Thiobencarb	n/a	=	93	%	EPA 525.2	-88	-88	71	160	
2012/13-5	ME-CC	matrix spike dup	6/11/2013	Pesticide	Thiobencarb	n/a	=	4.4	µg/L	EPA 525.2	0.025	0.2			
2012/13-5	ME-CC	matrix spike dup, rec	6/11/2013	Pesticide	Thiobencarb	n/a	=	88	%	EPA 525.2	-88	-88	71	160	
2012/13-5	ME-CC	matrix spike, RPD	6/11/2013	Pesticide	Thiobencarb	n/a	=	6	%	EPA 525.2	-88	-88	0	30	
2012/13-5	MO-OJA	matrix spike	5/3/2013	Pesticide	Thiobencarb	n/a	=	5.52	µg/L	EPA 525.2	0.025	0.2			
2012/13-5	MO-OJA	matrix spike, rec	5/3/2013	Pesticide	Thiobencarb	n/a	=	110	%	EPA 525.2	-88	-88	71	160	
2012/13-5	MO-OJA	matrix spike dup	5/3/2013	Pesticide	Thiobencarb	n/a	=	6.21	µg/L	EPA 525.2	0.025	0.2			
2012/13-5	MO-OJA	matrix spike dup, rec	5/3/2013	Pesticide	Thiobencarb	n/a	=	124	%	EPA 525.2	-88	-88	71	160	
2012/13-5	MO-OJA	matrix spike, RPD	5/3/2013	Pesticide	Thiobencarb	n/a	=	12	%	EPA 525.2	-88	-88	0	30	
2012/13-5	Lab	method blank	4/29/2013	Pesticide	Tokuthion	n/a	<	0.0078	µg/L	EPA 525.2	0.0078	0.01			
2012/13-5	Lab	LCS	4/29/2013	Pesticide	Tokuthion	n/a	=	0.0405	µg/L	EPA 525.2	0.0078	0.01			
2012/13-5	Lab	LCS, rec	4/29/2013	Pesticide	Tokuthion	n/a	=	81	%	EPA 525.2	-88	-88	50	150	
2012/13-5	Lab	method blank	5/14/2013	Pesticide	Tokuthion	n/a	<	0.0078	µg/L	EPA 525.2	0.0078	0.01			
2012/13-5	Lab	LCS	5/14/2013	Pesticide	Tokuthion	n/a	=	0.0382	µg/L	EPA 525.2	0.0078	0.01			
2012/13-5	Lab	LCS, rec	5/14/2013	Pesticide	Tokuthion	n/a	=	76	%	EPA 525.2	-88	-88	50	150	
2012/13-5	Lab	method blank	6/13/2013	Pesticide	Tokuthion	n/a	<	0.0078	µg/L	EPA 525.2	0.0078	0.01			
2012/13-5	Lab	LCS	6/13/2013	Pesticide	Tokuthion	n/a	=	0.0646	µg/L	EPA 525.2	0.0078	0.01			
2012/13-5	Lab	LCS, rec	6/13/2013	Pesticide	Tokuthion	n/a	=	129	%	EPA 525.2	-88	-88	50	150	
2012/13-5	ME-CC	matrix spike	6/13/2013	Pesticide	Tokuthion	n/a	=	0.0467	µg/L	EPA 525.2	0.0078	0.01			
2012/13-5	ME-CC	matrix spike, rec	6/13/2013	Pesticide	Tokuthion	n/a	=	93	%	EPA 525.2	-88	-88	50	150	
2012/13-5	ME-CC	matrix spike dup	6/13/2013	Pesticide	Tokuthion	n/a	=	0.0514	µg/L	EPA 525.2	0.0078	0.01			
2012/13-5	ME-CC	matrix spike dup, rec	6/13/2013	Pesticide	Tokuthion	n/a	=	103	%	EPA 525.2	-88	-88	50	150	
2012/13-5	ME-CC	matrix spike, RPD	6/13/2013	Pesticide	Tokuthion	n/a	=	9	%	EPA 525.2	-88	-88	0	25	
2012/13-5	MO-OJA	matrix spike	5/14/2013	Pesticide	Tokuthion	n/a	=	0.0435	µg/L	EPA 525.2	0.0078	0.01			
2012/13-5	MO-OJA	matrix spike, rec	5/14/2013	Pesticide	Tokuthion	n/a	=	87	%	EPA 525.2	-88	-88	50	150	
2012/13-5	MO-OJA	matrix spike dup	5/14/2013	Pesticide	Tokuthion	n/a	=	0.0421	µg/L	EPA 525.2	0.0078	0.01			
2012/13-5	MO-OJA	matrix spike dup, rec	5/14/2013	Pesticide	Tokuthion	n/a	=	84	%	EPA 525.2	-88	-88	50	150	
2012/13-5	MO-OJA	matrix spike, RPD	5/14/2013	Pesticide	Tokuthion	n/a	=	3	%	EPA 525.2	-88	-88	0	25	
2012/13-5	MO-OXN	matrix spike dup	4/29/2013	Pesticide	Tokuthion	n/a	=	0.0538	µg/L	EPA 525.2	0.0078	0.01			
2012/13-5	MO-OXN	matrix spike dup, rec	4/29/2013	Pesticide	Tokuthion	n/a	=	108	%	EPA 525.2	-88	-88	50	150	
2012/13-5	MO-OXN	matrix spike, RPD	4/29/2013	Pesticide	Tokuthion	n/a	=	6	%	EPA 525.2	-88	-88	0	25	
2012/13-5	MO-OXN	matrix spike	4/29/2013	Pesticide	Tokuthion	n/a	=	0.057	µg/L	EPA 525.2	0.0078	0.01			
2012/13-5	MO-OXN	matrix spike, rec	4/29/2013	Pesticide	Tokuthion	n/a	=	114	%	EPA 525.2	-88	-88	50	150	
2012/13-5	Lab	method blank	5/8/2013	Pesticide	Toxaphene	n/a	<	0.12	µg/L	EPA 608	0.12	0.5			
2012/13-5	Lab	method blank	5/11/2013	Pesticide	Toxaphene	n/a	<	0.12	µg/L	EPA 608	0.12	0.5			
2012/13-5	Lab	method blank	6/16/2013	Pesticide	Toxaphene	n/a	<	0.12	µg/L	EPA 608	0.12	0.5			
2012/13-5	Lab	method blank	4/29/2013	Pesticide	Trichloronate	n/a	<	0.0067	µg/L	EPA 525.2	0.0067	0.01			
2012/13-5	Lab	LCS	4/29/2013	Pesticide	Trichloronate	n/a	=	0.0493	µg/L	EPA 525.2	0.0067	0.01			
2012/13-5	Lab	LCS, rec	4/29/2013	Pesticide	Trichloronate	n/a	=	99	%	EPA 525.2	-88	-88	50	150	

Appendix F
Laboratory QA/QC Analysis Results

Event ID	Site ID	QAQC Sample Type	Analysis Date	Classification	Constituent	Fraction	Sign	Result	Units	Method	MDL	RL	QA Limit		DQOComp
													Min	Max	
2012/13-5	Lab	method blank	5/14/2013	Pesticide	Trichloronate	n/a	<	0.0067	µg/L	EPA 525.2	0.0067	0.01			
2012/13-5	Lab	LCS	5/14/2013	Pesticide	Trichloronate	n/a	=	0.0484	µg/L	EPA 525.2	0.0067	0.01			
2012/13-5	Lab	LCS, rec	5/14/2013	Pesticide	Trichloronate	n/a	=	97	%	EPA 525.2	-88	-88	50	150	
2012/13-5	Lab	method blank	6/13/2013	Pesticide	Trichloronate	n/a	<	0.0067	µg/L	EPA 525.2	0.0067	0.01			
2012/13-5	Lab	LCS	6/13/2013	Pesticide	Trichloronate	n/a	=	0.0674	µg/L	EPA 525.2	0.0067	0.01			
2012/13-5	Lab	LCS, rec	6/13/2013	Pesticide	Trichloronate	n/a	=	135	%	EPA 525.2	-88	-88	50	150	
2012/13-5	ME-CC	matrix spike	6/13/2013	Pesticide	Trichloronate	n/a	=	0.0532	µg/L	EPA 525.2	0.0067	0.01			
2012/13-5	ME-CC	matrix spike, rec	6/13/2013	Pesticide	Trichloronate	n/a	=	106	%	EPA 525.2	-88	-88	50	150	
2012/13-5	ME-CC	matrix spike dup	6/13/2013	Pesticide	Trichloronate	n/a	=	0.0561	µg/L	EPA 525.2	0.0067	0.01			
2012/13-5	ME-CC	matrix spike dup, rec	6/13/2013	Pesticide	Trichloronate	n/a	=	112	%	EPA 525.2	-88	-88	50	150	
2012/13-5	ME-CC	matrix spike, RPD	6/13/2013	Pesticide	Trichloronate	n/a	=	5	%	EPA 525.2	-88	-88	0	25	
2012/13-5	MO-OJA	matrix spike	5/14/2013	Pesticide	Trichloronate	n/a	=	0.0501	µg/L	EPA 525.2	0.0067	0.01			
2012/13-5	MO-OJA	matrix spike, rec	5/14/2013	Pesticide	Trichloronate	n/a	=	100	%	EPA 525.2	-88	-88	50	150	
2012/13-5	MO-OJA	matrix spike dup	5/14/2013	Pesticide	Trichloronate	n/a	=	0.05	µg/L	EPA 525.2	0.0067	0.01			
2012/13-5	MO-OJA	matrix spike dup, rec	5/14/2013	Pesticide	Trichloronate	n/a	=	100	%	EPA 525.2	-88	-88	50	150	
2012/13-5	MO-OJA	matrix spike, RPD	5/14/2013	Pesticide	Trichloronate	n/a	=	0.2	%	EPA 525.2	-88	-88	0	25	
2012/13-5	MO-OXN	matrix spike dup	4/29/2013	Pesticide	Trichloronate	n/a	=	0.0575	µg/L	EPA 525.2	0.0067	0.01			
2012/13-5	MO-OXN	matrix spike dup, rec	4/29/2013	Pesticide	Trichloronate	n/a	=	115	%	EPA 525.2	-88	-88	50	150	
2012/13-5	MO-OXN	matrix spike, RPD	4/29/2013	Pesticide	Trichloronate	n/a	=	6	%	EPA 525.2	-88	-88	0	25	
2012/13-5	MO-OXN	matrix spike	4/29/2013	Pesticide	Trichloronate	n/a	=	0.0612	µg/L	EPA 525.2	0.0067	0.01			
2012/13-5	MO-OXN	matrix spike, rec	4/29/2013	Pesticide	Trichloronate	n/a	=	122	%	EPA 525.2	-88	-88	50	150	
2012/13-5	Lab	method blank	5/1/2013	Pesticide	Trithion	n/a	<	0.012	µg/L	EPA 525.2	0.012	0.1			
2012/13-5	Lab	LCS	5/1/2013	Pesticide	Trithion	n/a	=	4.97	µg/L	EPA 525.2	0.012	0.1			
2012/13-5	Lab	LCS, rec	5/1/2013	Pesticide	Trithion	n/a	=	99	%	EPA 525.2	-88	-88	62	149	
2012/13-5	Lab	LCS dup	5/1/2013	Pesticide	Trithion	n/a	=	5.12	µg/L	EPA 525.2	0.012	0.1			
2012/13-5	Lab	LCS dup, rec	5/1/2013	Pesticide	Trithion	n/a	=	102	%	EPA 525.2	-88	-88	62	149	
2012/13-5	Lab	LCS, RPD	5/1/2013	Pesticide	Trithion	n/a	=	3	%	EPA 525.2	-88	-88	0	30	
2012/13-5	Lab	method blank	5/3/2013	Pesticide	Trithion	n/a	<	0.012	µg/L	EPA 525.2	0.012	0.1			
2012/13-5	Lab	LCS	5/3/2013	Pesticide	Trithion	n/a	=	5.98	µg/L	EPA 525.2	0.012	0.1			
2012/13-5	Lab	LCS, rec	5/3/2013	Pesticide	Trithion	n/a	=	120	%	EPA 525.2	-88	-88	62	149	
2012/13-5	Lab	method blank	6/11/2013	Pesticide	Trithion	n/a	<	0.012	µg/L	EPA 525.2	0.012	0.1			
2012/13-5	Lab	LCS	6/11/2013	Pesticide	Trithion	n/a	=	4.66	µg/L	EPA 525.2	0.012	0.1			
2012/13-5	Lab	LCS, rec	6/11/2013	Pesticide	Trithion	n/a	=	93	%	EPA 525.2	-88	-88	62	149	
2012/13-5	ME-CC	matrix spike	6/11/2013	Pesticide	Trithion	n/a	=	4.76	µg/L	EPA 525.2	0.012	0.1			
2012/13-5	ME-CC	matrix spike, rec	6/11/2013	Pesticide	Trithion	n/a	=	95	%	EPA 525.2	-88	-88	86	144	
2012/13-5	ME-CC	matrix spike dup	6/11/2013	Pesticide	Trithion	n/a	=	4.94	µg/L	EPA 525.2	0.012	0.1			
2012/13-5	ME-CC	matrix spike dup, rec	6/11/2013	Pesticide	Trithion	n/a	=	99	%	EPA 525.2	-88	-88	86	144	
2012/13-5	ME-CC	matrix spike, RPD	6/11/2013	Pesticide	Trithion	n/a	=	4	%	EPA 525.2	-88	-88	0	30	
2012/13-5	MO-OJA	matrix spike	5/3/2013	Pesticide	Trithion	n/a	=	5.43	µg/L	EPA 525.2	0.012	0.1			
2012/13-5	MO-OJA	matrix spike, rec	5/3/2013	Pesticide	Trithion	n/a	=	109	%	EPA 525.2	-88	-88	86	144	
2012/13-5	MO-OJA	matrix spike dup	5/3/2013	Pesticide	Trithion	n/a	=	5.99	µg/L	EPA 525.2	0.012	0.1			
2012/13-5	MO-OJA	matrix spike dup, rec	5/3/2013	Pesticide	Trithion	n/a	=	120	%	EPA 525.2	-88	-88	86	144	
2012/13-5	MO-OJA	matrix spike, RPD	5/3/2013	Pesticide	Trithion	n/a	=	10	%	EPA 525.2	-88	-88	0	30	
2012/13-PRE	000NONPJ	matrix spike	8/9/2012	Metal	Aluminum	Total	=	62.3	µg/L	EPA 200.8	0.61	5			
2012/13-PRE	000NONPJ	matrix spike dup	8/9/2012	Metal	Aluminum	Total	=	62.2	µg/L	EPA 200.8	0.61	5			
2012/13-PRE	000NONPJ	matrix spike dup, rec	8/9/2012	Metal	Aluminum	Total	=	98	%	EPA 200.8	-88	-88	70	130	
2012/13-PRE	000NONPJ	matrix spike, rec	8/9/2012	Metal	Aluminum	Total	=	98	%	EPA 200.8	-88	-88	70	130	

Appendix F
Laboratory QA/QC Analysis Results

Event ID	Site ID	QAQC Sample Type	Analysis Date	Classification	Constituent	Fraction	Sign	Result	Units	Method	MDL	RL	QA Limit		DQOComp
													Min	Max	
2012/13-PRE	000NONPJ	matrix spike, RPD	8/9/2012	Metal	Aluminum	Total	=	0.06	%	EPA 200.8	-88	-88	0	30	
2012/13-PRE	Blank (HNO3,me	equip blank	8/9/2012	Metal	Aluminum	Total	DNQ	3.1	µg/L	EPA 200.8	0.61	5			
2012/13-PRE	Lab	LCS	8/9/2012	Metal	Aluminum	Total	=	52	µg/L	EPA 200.8	0.61	5			
2012/13-PRE	Lab	LCS, rec	8/9/2012	Metal	Aluminum	Total	=	104	%	EPA 200.8	-88	-88	85	115	
2012/13-PRE	Lab	method blank	8/9/2012	Metal	Aluminum	Total	DNQ	1.13	µg/L	EPA 200.8	0.61	5			IP
2012/13-PRE	bing Blank (distille	equip blank	8/9/2012	Metal	Aluminum	Total	=	10	µg/L	EPA 200.8	0.61	5			
2012/13-PRE	000NONPJ	matrix spike	8/9/2012	Metal	Antimony	Total	=	47.9	µg/L	EPA 200.8	0.04	0.5			
2012/13-PRE	000NONPJ	matrix spike dup	8/9/2012	Metal	Antimony	Total	=	48.8	µg/L	EPA 200.8	0.04	0.5			
2012/13-PRE	000NONPJ	matrix spike dup, rec	8/9/2012	Metal	Antimony	Total	=	97	%	EPA 200.8	-88	-88	70	130	
2012/13-PRE	000NONPJ	matrix spike, rec	8/9/2012	Metal	Antimony	Total	=	95	%	EPA 200.8	-88	-88	70	130	
2012/13-PRE	000NONPJ	matrix spike, RPD	8/9/2012	Metal	Antimony	Total	=	2	%	EPA 200.8	-88	-88	0	30	
2012/13-PRE	Blank (HNO3,me	equip blank	8/9/2012	Metal	Antimony	Total	<	0.04	µg/L	EPA 200.8	0.04	0.5			
2012/13-PRE	Lab	LCS	8/9/2012	Metal	Antimony	Total	=	48.2	µg/L	EPA 200.8	0.04	0.5			
2012/13-PRE	Lab	LCS, rec	8/9/2012	Metal	Antimony	Total	=	96	%	EPA 200.8	-88	-88	85	115	
2012/13-PRE	Lab	method blank	8/9/2012	Metal	Antimony	Total	<	0.04	µg/L	EPA 200.8	0.04	0.5			
2012/13-PRE	bing Blank (distille	equip blank	8/9/2012	Metal	Antimony	Total	<	0.04	µg/L	EPA 200.8	0.04	0.5			
2012/13-PRE	000NONPJ	matrix spike	8/9/2012	Metal	Arsenic	Total	=	54.1	µg/L	EPA 200.8	0.036	0.4			
2012/13-PRE	000NONPJ	matrix spike dup	8/9/2012	Metal	Arsenic	Total	=	53.8	µg/L	EPA 200.8	0.036	0.4			
2012/13-PRE	000NONPJ	matrix spike dup, rec	8/9/2012	Metal	Arsenic	Total	=	104	%	EPA 200.8	-88	-88	70	130	
2012/13-PRE	000NONPJ	matrix spike, rec	8/9/2012	Metal	Arsenic	Total	=	105	%	EPA 200.8	-88	-88	70	130	
2012/13-PRE	000NONPJ	matrix spike, RPD	8/9/2012	Metal	Arsenic	Total	=	0.5	%	EPA 200.8	-88	-88	0	30	
2012/13-PRE	Blank (HNO3,me	equip blank	8/9/2012	Metal	Arsenic	Total	<	0.036	µg/L	EPA 200.8	0.036	0.4			
2012/13-PRE	Lab	LCS	8/9/2012	Metal	Arsenic	Total	=	52.7	µg/L	EPA 200.8	0.036	0.4			
2012/13-PRE	Lab	LCS, rec	8/9/2012	Metal	Arsenic	Total	=	106	%	EPA 200.8	-88	-88	85	115	
2012/13-PRE	Lab	method blank	8/9/2012	Metal	Arsenic	Total	<	0.036	µg/L	EPA 200.8	0.036	0.4			
2012/13-PRE	bing Blank (distille	equip blank	8/9/2012	Metal	Arsenic	Total	<	0.036	µg/L	EPA 200.8	0.036	0.4			
2012/13-PRE	000NONPJ	matrix spike	8/9/2012	Metal	Beryllium	Total	=	51.5	µg/L	EPA 200.8	0.088	0.1			
2012/13-PRE	000NONPJ	matrix spike dup	8/9/2012	Metal	Beryllium	Total	=	51.9	µg/L	EPA 200.8	0.088	0.1			
2012/13-PRE	000NONPJ	matrix spike dup, rec	8/9/2012	Metal	Beryllium	Total	=	104	%	EPA 200.8	-88	-88	70	130	
2012/13-PRE	000NONPJ	matrix spike, rec	8/9/2012	Metal	Beryllium	Total	=	103	%	EPA 200.8	-88	-88	70	130	
2012/13-PRE	000NONPJ	matrix spike, RPD	8/9/2012	Metal	Beryllium	Total	=	0.7	%	EPA 200.8	-88	-88	0	30	
2012/13-PRE	Blank (HNO3,me	equip blank	8/9/2012	Metal	Beryllium	Total	<	0.088	µg/L	EPA 200.8	0.088	0.1			
2012/13-PRE	Lab	LCS	8/9/2012	Metal	Beryllium	Total	=	50.1	µg/L	EPA 200.8	0.088	0.1			
2012/13-PRE	Lab	LCS, rec	8/9/2012	Metal	Beryllium	Total	=	100	%	EPA 200.8	-88	-88	85	115	
2012/13-PRE	Lab	method blank	8/9/2012	Metal	Beryllium	Total	<	0.088	µg/L	EPA 200.8	0.088	0.1			
2012/13-PRE	bing Blank (distille	equip blank	8/9/2012	Metal	Beryllium	Total	<	0.088	µg/L	EPA 200.8	0.088	0.1			
2012/13-PRE	000NONPJ	matrix spike	8/9/2012	Metal	Cadmium	Total	=	47.1	µg/L	EPA 200.8	0.02	0.1			
2012/13-PRE	000NONPJ	matrix spike dup	8/9/2012	Metal	Cadmium	Total	=	47.7	µg/L	EPA 200.8	0.02	0.1			
2012/13-PRE	000NONPJ	matrix spike dup, rec	8/9/2012	Metal	Cadmium	Total	=	95	%	EPA 200.8	-88	-88	70	130	
2012/13-PRE	000NONPJ	matrix spike, rec	8/9/2012	Metal	Cadmium	Total	=	94	%	EPA 200.8	-88	-88	70	130	
2012/13-PRE	000NONPJ	matrix spike, RPD	8/9/2012	Metal	Cadmium	Total	=	1	%	EPA 200.8	-88	-88	0	30	
2012/13-PRE	Blank (HNO3,me	equip blank	8/9/2012	Metal	Cadmium	Total	<	0.02	µg/L	EPA 200.8	0.02	0.1			
2012/13-PRE	Lab	LCS	8/9/2012	Metal	Cadmium	Total	=	49.9	µg/L	EPA 200.8	0.02	0.1			
2012/13-PRE	Lab	LCS, rec	8/9/2012	Metal	Cadmium	Total	=	100	%	EPA 200.8	-88	-88	85	115	
2012/13-PRE	Lab	method blank	8/9/2012	Metal	Cadmium	Total	<	0.02	µg/L	EPA 200.8	0.02	0.1			
2012/13-PRE	bing Blank (distille	equip blank	8/9/2012	Metal	Cadmium	Total	<	0.02	µg/L	EPA 200.8	0.02	0.1			
2012/13-PRE	000NONPJ	matrix spike	8/9/2012	Metal	Chromium	Total	=	50.1	µg/L	EPA 200.8	0.074	0.2			

Appendix F
Laboratory QA/QC Analysis Results

Event ID	Site ID	QAQC Sample Type	Analysis Date	Classification	Constituent	Fraction	Sign	Result	Units	Method	MDL	RL	QA Limit		DQOComp
													Min	Max	
2012/13-PRE	000NONPJ	matrix spike dup	8/9/2012	Metal	Chromium	Total	=	49.7	µg/L	EPA 200.8	0.074	0.2			
2012/13-PRE	000NONPJ	matrix spike dup, rec	8/9/2012	Metal	Chromium	Total	=	99	%	EPA 200.8	-88	-88	70	130	
2012/13-PRE	000NONPJ	matrix spike, rec	8/9/2012	Metal	Chromium	Total	=	99	%	EPA 200.8	-88	-88	70	130	
2012/13-PRE	000NONPJ	matrix spike, RPD	8/9/2012	Metal	Chromium	Total	=	0.8	%	EPA 200.8	-88	-88	0	30	
2012/13-PRE	Blank (HNO3,me	equip blank	8/9/2012	Metal	Chromium	Total	<	0.074	µg/L	EPA 200.8	0.074	0.2			
2012/13-PRE	Lab	LCS	8/9/2012	Metal	Chromium	Total	=	51.2	µg/L	EPA 200.8	0.074	0.2			
2012/13-PRE	Lab	LCS, rec	8/9/2012	Metal	Chromium	Total	=	102	%	EPA 200.8	-88	-88	85	115	
2012/13-PRE	Lab	method blank	8/9/2012	Metal	Chromium	Total	<	0.074	µg/L	EPA 200.8	0.074	0.2			
2012/13-PRE	bing Blank (distille	equip blank	8/9/2012	Metal	Chromium	Total	<	0.074	µg/L	EPA 200.8	0.074	0.2			
2012/13-PRE	000NONPJ	matrix spike	8/9/2012	Metal	Copper	Total	=	52.5	µg/L	EPA 200.8	0.27	0.5			
2012/13-PRE	000NONPJ	matrix spike dup	8/9/2012	Metal	Copper	Total	=	52.2	µg/L	EPA 200.8	0.27	0.5			
2012/13-PRE	000NONPJ	matrix spike dup, rec	8/9/2012	Metal	Copper	Total	=	93	%	EPA 200.8	-88	-88	70	130	
2012/13-PRE	000NONPJ	matrix spike, rec	8/9/2012	Metal	Copper	Total	=	93	%	EPA 200.8	-88	-88	70	130	
2012/13-PRE	000NONPJ	matrix spike, RPD	8/9/2012	Metal	Copper	Total	=	0.5	%	EPA 200.8	-88	-88	0	30	
2012/13-PRE	Blank (HNO3,me	equip blank	8/9/2012	Metal	Copper	Total	<	0.27	µg/L	EPA 200.8	0.27	0.5			
2012/13-PRE	Lab	LCS	8/9/2012	Metal	Copper	Total	=	53.4	µg/L	EPA 200.8	0.27	0.5			
2012/13-PRE	Lab	LCS, rec	8/9/2012	Metal	Copper	Total	=	107	%	EPA 200.8	-88	-88	85	115	
2012/13-PRE	Lab	method blank	8/9/2012	Metal	Copper	Total	<	0.27	µg/L	EPA 200.8	0.27	0.5			
2012/13-PRE	bing Blank (distille	equip blank	8/9/2012	Metal	Copper	Total	=	0.53	µg/L	EPA 200.8	0.27	0.5			
2012/13-PRE	Blank (HNO3,me	equip blank	8/7/2012	Metal	Iron	Total	<	1.1	µg/L	EPA 200.7	1.1	10			
2012/13-PRE	Lab	LCS	8/7/2012	Metal	Iron	Total	=	197	µg/L	EPA 200.7	1.1	10			
2012/13-PRE	Lab	LCS, rec	8/7/2012	Metal	Iron	Total	=	99	%	EPA 200.7	-88	-88	85	115	
2012/13-PRE	Lab	method blank	8/7/2012	Metal	Iron	Total	<	1.1	µg/L	EPA 200.7	1.1	10			
2012/13-PRE	bing Blank (distille	equip blank	8/7/2012	Metal	Iron	Total	DNQ	1.7	µg/L	EPA 200.7	1.1	10			
2012/13-PRE	bing Blank (distille	matrix spike	8/7/2012	Metal	Iron	Total	=	205	µg/L	EPA 200.7	1.1	10			
2012/13-PRE	bing Blank (distille	matrix spike dup	8/7/2012	Metal	Iron	Total	=	208	µg/L	EPA 200.7	1.1	10			
2012/13-PRE	bing Blank (distille	matrix spike dup, rec	8/7/2012	Metal	Iron	Total	=	103	%	EPA 200.7	-88	-88	70	130	
2012/13-PRE	bing Blank (distille	matrix spike, rec	8/7/2012	Metal	Iron	Total	=	102	%	EPA 200.7	-88	-88	70	130	
2012/13-PRE	bing Blank (distille	matrix spike, RPD	8/7/2012	Metal	Iron	Total	=	1	%	EPA 200.7	-88	-88	0	30	
2012/13-PRE	000NONPJ	matrix spike	8/9/2012	Metal	Lead	Total	=	50.8	µg/L	EPA 200.8	0.011	0.2			
2012/13-PRE	000NONPJ	matrix spike dup	8/9/2012	Metal	Lead	Total	=	51.3	µg/L	EPA 200.8	0.011	0.2			
2012/13-PRE	000NONPJ	matrix spike dup, rec	8/9/2012	Metal	Lead	Total	=	102	%	EPA 200.8	-88	-88	70	130	
2012/13-PRE	000NONPJ	matrix spike, rec	8/9/2012	Metal	Lead	Total	=	101	%	EPA 200.8	-88	-88	70	130	
2012/13-PRE	000NONPJ	matrix spike, RPD	8/9/2012	Metal	Lead	Total	=	0.9	%	EPA 200.8	-88	-88	0	30	
2012/13-PRE	Blank (HNO3,me	equip blank	8/9/2012	Metal	Lead	Total	<	0.011	µg/L	EPA 200.8	0.011	0.2			
2012/13-PRE	Lab	LCS	8/9/2012	Metal	Lead	Total	=	48.7	µg/L	EPA 200.8	0.011	0.2			
2012/13-PRE	Lab	LCS, rec	8/9/2012	Metal	Lead	Total	=	97	%	EPA 200.8	-88	-88	85	115	
2012/13-PRE	Lab	method blank	8/9/2012	Metal	Lead	Total	<	0.011	µg/L	EPA 200.8	0.011	0.2			
2012/13-PRE	bing Blank (distille	equip blank	8/9/2012	Metal	Lead	Total	DNQ	0.02	µg/L	EPA 200.8	0.011	0.2			
2012/13-PRE	000NONPJ	matrix spike	8/6/2012	Metal	Mercury	Total	=	975	ng/L	EPA 245.1	3.9	50			
2012/13-PRE	000NONPJ	matrix spike	8/6/2012	Metal	Mercury	Total	=	967	ng/L	EPA 245.1	3.9	50			
2012/13-PRE	000NONPJ	matrix spike dup	8/6/2012	Metal	Mercury	Total	=	973	ng/L	EPA 245.1	3.9	50			
2012/13-PRE	000NONPJ	matrix spike dup	8/6/2012	Metal	Mercury	Total	=	957	ng/L	EPA 245.1	3.9	50			
2012/13-PRE	000NONPJ	matrix spike dup, rec	8/6/2012	Metal	Mercury	Total	=	92	%	EPA 245.1	-88	-88	70	130	
2012/13-PRE	000NONPJ	matrix spike dup, rec	8/6/2012	Metal	Mercury	Total	=	94	%	EPA 245.1	-88	-88	70	130	
2012/13-PRE	000NONPJ	matrix spike, rec	8/6/2012	Metal	Mercury	Total	=	93	%	EPA 245.1	-88	-88	70	130	
2012/13-PRE	000NONPJ	matrix spike, rec	8/6/2012	Metal	Mercury	Total	=	94	%	EPA 245.1	-88	-88	70	130	

Appendix F
Laboratory QA/QC Analysis Results

Event ID	Site ID	QAQC Sample Type	Analysis Date	Classification	Constituent	Fraction	Sign	Result	Units	Method	MDL	RL	QA Limit		DQOComp
													Min	Max	
2012/13-PRE	000NONPJ	matrix spike, RPD	8/6/2012	Metal	Mercury	Total	=	0.2	%	EPA 245.1	-88	-88	0	20	
2012/13-PRE	000NONPJ	matrix spike, RPD	8/6/2012	Metal	Mercury	Total	=	1	%	EPA 245.1	-88	-88	0	20	
2012/13-PRE	Blank (HNO3,me	equip blank	8/6/2012	Metal	Mercury	Total	DNQ	41	ng/L	EPA 245.1	3.9	50			
2012/13-PRE	Lab	LCS	8/6/2012	Metal	Mercury	Total	=	983	ng/L	EPA 245.1	3.9	50			
2012/13-PRE	Lab	LCS, rec	8/6/2012	Metal	Mercury	Total	=	98	%	EPA 245.1	-88	-88	85	115	
2012/13-PRE	Lab	method blank	8/6/2012	Metal	Mercury	Total	DNQ	39	ng/L	EPA 245.1	3.9	50			IP
2012/13-PRE	bing Blank (distille	equip blank	8/6/2012	Metal	Mercury	Total	DNQ	36	ng/L	EPA 245.1	3.9	50			
2012/13-PRE	000NONPJ	matrix spike	8/9/2012	Metal	Nickel	Total	=	50.9	µg/L	EPA 200.8	0.13	0.8			
2012/13-PRE	000NONPJ	matrix spike dup	8/9/2012	Metal	Nickel	Total	=	50.4	µg/L	EPA 200.8	0.13	0.8			
2012/13-PRE	000NONPJ	matrix spike dup, rec	8/9/2012	Metal	Nickel	Total	=	94	%	EPA 200.8	-88	-88	70	130	
2012/13-PRE	000NONPJ	matrix spike, rec	8/9/2012	Metal	Nickel	Total	=	95	%	EPA 200.8	-88	-88	70	130	
2012/13-PRE	000NONPJ	matrix spike, RPD	8/9/2012	Metal	Nickel	Total	=	1	%	EPA 200.8	-88	-88	0	30	
2012/13-PRE	Blank (HNO3,me	equip blank	8/9/2012	Metal	Nickel	Total	<	0.13	µg/L	EPA 200.8	0.13	0.8			
2012/13-PRE	Lab	LCS	8/9/2012	Metal	Nickel	Total	=	52.5	µg/L	EPA 200.8	0.13	0.8			
2012/13-PRE	Lab	LCS, rec	8/9/2012	Metal	Nickel	Total	=	105	%	EPA 200.8	-88	-88	85	115	
2012/13-PRE	Lab	method blank	8/9/2012	Metal	Nickel	Total	<	0.13	µg/L	EPA 200.8	0.13	0.8			
2012/13-PRE	bing Blank (distille	equip blank	8/9/2012	Metal	Nickel	Total	<	0.13	µg/L	EPA 200.8	0.13	0.8			
2012/13-PRE	000NONPJ	matrix spike	8/9/2012	Metal	Selenium	Total	=	50.2	µg/L	EPA 200.8	0.28	0.4			
2012/13-PRE	000NONPJ	matrix spike dup	8/9/2012	Metal	Selenium	Total	=	50.2	µg/L	EPA 200.8	0.28	0.4			
2012/13-PRE	000NONPJ	matrix spike dup, rec	8/9/2012	Metal	Selenium	Total	=	101	%	EPA 200.8	-88	-88	70	130	
2012/13-PRE	000NONPJ	matrix spike, rec	8/9/2012	Metal	Selenium	Total	=	100	%	EPA 200.8	-88	-88	70	130	
2012/13-PRE	000NONPJ	matrix spike, RPD	8/9/2012	Metal	Selenium	Total	=	0.1	%	EPA 200.8	-88	-88	0	30	
2012/13-PRE	Blank (HNO3,me	equip blank	8/9/2012	Metal	Selenium	Total	<	0.28	µg/L	EPA 200.8	0.28	0.4			
2012/13-PRE	Lab	LCS	8/9/2012	Metal	Selenium	Total	=	54.2	µg/L	EPA 200.8	0.28	0.4			
2012/13-PRE	Lab	LCS, rec	8/9/2012	Metal	Selenium	Total	=	108	%	EPA 200.8	-88	-88	85	115	
2012/13-PRE	Lab	method blank	8/9/2012	Metal	Selenium	Total	<	0.28	µg/L	EPA 200.8	0.28	0.4			
2012/13-PRE	bing Blank (distille	equip blank	8/9/2012	Metal	Selenium	Total	<	0.28	µg/L	EPA 200.8	0.28	0.4			
2012/13-PRE	000NONPJ	matrix spike	8/9/2012	Metal	Silver	Total	=	42.7	µg/L	EPA 200.8	0.027	0.2			
2012/13-PRE	000NONPJ	matrix spike dup	8/9/2012	Metal	Silver	Total	=	43.1	µg/L	EPA 200.8	0.027	0.2			
2012/13-PRE	000NONPJ	matrix spike dup, rec	8/9/2012	Metal	Silver	Total	=	86	%	EPA 200.8	-88	-88	70	130	
2012/13-PRE	000NONPJ	matrix spike, rec	8/9/2012	Metal	Silver	Total	=	85	%	EPA 200.8	-88	-88	70	130	
2012/13-PRE	000NONPJ	matrix spike, RPD	8/9/2012	Metal	Silver	Total	=	1	%	EPA 200.8	-88	-88	0	30	
2012/13-PRE	Blank (HNO3,me	equip blank	8/9/2012	Metal	Silver	Total	<	0.027	µg/L	EPA 200.8	0.027	0.2			
2012/13-PRE	Lab	LCS	8/9/2012	Metal	Silver	Total	=	46.4	µg/L	EPA 200.8	0.027	0.2			
2012/13-PRE	Lab	LCS, rec	8/9/2012	Metal	Silver	Total	=	93	%	EPA 200.8	-88	-88	85	115	
2012/13-PRE	Lab	method blank	8/9/2012	Metal	Silver	Total	<	0.027	µg/L	EPA 200.8	0.027	0.2			
2012/13-PRE	bing Blank (distille	equip blank	8/9/2012	Metal	Silver	Total	<	0.027	µg/L	EPA 200.8	0.027	0.2			
2012/13-PRE	000NONPJ	matrix spike	8/9/2012	Metal	Thallium	Total	=	53	µg/L	EPA 200.8	0.009	0.2			
2012/13-PRE	000NONPJ	matrix spike dup	8/9/2012	Metal	Thallium	Total	=	53.5	µg/L	EPA 200.8	0.009	0.2			
2012/13-PRE	000NONPJ	matrix spike dup, rec	8/9/2012	Metal	Thallium	Total	=	107	%	EPA 200.8	-88	-88	70	130	
2012/13-PRE	000NONPJ	matrix spike, rec	8/9/2012	Metal	Thallium	Total	=	106	%	EPA 200.8	-88	-88	70	130	
2012/13-PRE	000NONPJ	matrix spike, RPD	8/9/2012	Metal	Thallium	Total	=	1	%	EPA 200.8	-88	-88	0	30	
2012/13-PRE	Blank (HNO3,me	equip blank	8/9/2012	Metal	Thallium	Total	DNQ	0.02	µg/L	EPA 200.8	0.009	0.2			
2012/13-PRE	Lab	LCS	8/9/2012	Metal	Thallium	Total	=	49.1	µg/L	EPA 200.8	0.009	0.2			
2012/13-PRE	Lab	LCS, rec	8/9/2012	Metal	Thallium	Total	=	98	%	EPA 200.8	-88	-88	85	115	
2012/13-PRE	Lab	method blank	8/9/2012	Metal	Thallium	Total	DNQ	0.02	µg/L	EPA 200.8	0.009	0.2			IP
2012/13-PRE	bing Blank (distille	equip blank	8/9/2012	Metal	Thallium	Total	DNQ	0.04	µg/L	EPA 200.8	0.009	0.2			

Appendix F
Laboratory QA/QC Analysis Results

Event ID	Site ID	QAQC Sample Type	Analysis Date	Classification	Constituent	Fraction	Sign	Result	Units	Method	MDL	RL	QA Limit		DQOComp
													Min	Max	
2012/13-PRE	000NONPJ	matrix spike	8/9/2012	Metal	Zinc	Total	=	86.1	µg/L	EPA 200.8	1.1	5			
2012/13-PRE	000NONPJ	matrix spike dup	8/9/2012	Metal	Zinc	Total	=	85.9	µg/L	EPA 200.8	1.1	5			
2012/13-PRE	000NONPJ	matrix spike dup, rec	8/9/2012	Metal	Zinc	Total	=	97	%	EPA 200.8	-88	-88	70	130	
2012/13-PRE	000NONPJ	matrix spike, rec	8/9/2012	Metal	Zinc	Total	=	97	%	EPA 200.8	-88	-88	70	130	
2012/13-PRE	000NONPJ	matrix spike, RPD	8/9/2012	Metal	Zinc	Total	=	0.2	%	EPA 200.8	-88	-88	0	30	
2012/13-PRE	Blank (HNO3,me	equip blank	8/9/2012	Metal	Zinc	Total	<	1.1	µg/L	EPA 200.8	1.1	5			
2012/13-PRE	Lab	LCS	8/9/2012	Metal	Zinc	Total	=	55.9	µg/L	EPA 200.8	1.1	5			
2012/13-PRE	Lab	LCS, rec	8/9/2012	Metal	Zinc	Total	=	112	%	EPA 200.8	-88	-88	85	115	
2012/13-PRE	Lab	method blank	8/9/2012	Metal	Zinc	Total	<	1.1	µg/L	EPA 200.8	1.1	5			
2012/13-PRE	bing Blank (distille	equip blank	8/9/2012	Metal	Zinc	Total	<	1.1	µg/L	EPA 200.8	1.1	5			
2012/13-PRE	000NONPJ	matrix spike	8/7/2012	Nutrient	Nitrate + Nitrite as N	n/a	=	2.05	mg/L	EPA 353.2	0.01	0.1			
2012/13-PRE	000NONPJ	matrix spike	8/7/2012	Nutrient	Nitrate + Nitrite as N	n/a	=	2.2	mg/L	EPA 353.2	0.01	0.1			
2012/13-PRE	000NONPJ	matrix spike dup	8/7/2012	Nutrient	Nitrate + Nitrite as N	n/a	=	2.18	mg/L	EPA 353.2	0.01	0.1			
2012/13-PRE	000NONPJ	matrix spike dup	8/7/2012	Nutrient	Nitrate + Nitrite as N	n/a	=	2.04	mg/L	EPA 353.2	0.01	0.1			
2012/13-PRE	000NONPJ	matrix spike dup, rec	8/7/2012	Nutrient	Nitrate + Nitrite as N	n/a	=	100	%	EPA 353.2	-88	-88	90	110	
2012/13-PRE	000NONPJ	matrix spike dup, rec	8/7/2012	Nutrient	Nitrate + Nitrite as N	n/a	=	98	%	EPA 353.2	-88	-88	90	110	
2012/13-PRE	000NONPJ	matrix spike, rec	8/7/2012	Nutrient	Nitrate + Nitrite as N	n/a	=	99	%	EPA 353.2	-88	-88	90	110	
2012/13-PRE	000NONPJ	matrix spike, rec	8/7/2012	Nutrient	Nitrate + Nitrite as N	n/a	=	100	%	EPA 353.2	-88	-88	90	110	
2012/13-PRE	000NONPJ	matrix spike, RPD	8/7/2012	Nutrient	Nitrate + Nitrite as N	n/a	=	0.8	%	EPA 353.2	-88	-88	0	20	
2012/13-PRE	000NONPJ	matrix spike, RPD	8/7/2012	Nutrient	Nitrate + Nitrite as N	n/a	=	0.4	%	EPA 353.2	-88	-88	0	20	
2012/13-PRE	Blank (HNO3,me	equip blank	8/7/2012	Nutrient	Nitrate + Nitrite as N	n/a	<	0.01	mg/L	EPA 353.2	0.01	0.1			
2012/13-PRE	Lab	LCS	8/7/2012	Nutrient	Nitrate + Nitrite as N	n/a	=	1.03	mg/L	EPA 353.2	0.01	0.1			
2012/13-PRE	Lab	LCS, rec	8/7/2012	Nutrient	Nitrate + Nitrite as N	n/a	=	103	%	EPA 353.2	-88	-88	90	110	
2012/13-PRE	Lab	method blank	8/7/2012	Nutrient	Nitrate + Nitrite as N	n/a	<	0.01	mg/L	EPA 353.2	0.01	0.1			
2012/13-PRE	bing Blank (distille	equip blank	8/7/2012	Nutrient	Nitrate + Nitrite as N	n/a	<	0.01	mg/L	EPA 353.2	0.01	0.1			
2012/13-PRE	Blank (HNO3,me	equip blank	8/10/2012	Organic	1,2,4-Trichlorobenzene	n/a	<	0.55	µg/L	EPA 625	0.55	1			IL
2012/13-PRE	Lab	LCS	8/9/2012	Organic	1,2,4-Trichlorobenzene	n/a	=	26.6	µg/L	EPA 625	0.55	1			
2012/13-PRE	Lab	LCS dup	8/9/2012	Organic	1,2,4-Trichlorobenzene	n/a	=	36.3	µg/L	EPA 625	0.55	1			
2012/13-PRE	Lab	LCS dup, rec	8/9/2012	Organic	1,2,4-Trichlorobenzene	n/a	=	73	%	EPA 625	-88	-88	44	142	
2012/13-PRE	Lab	LCS, rec	8/9/2012	Organic	1,2,4-Trichlorobenzene	n/a	=	53	%	EPA 625	-88	-88	44	142	
2012/13-PRE	Lab	LCS, RPD	8/9/2012	Organic	1,2,4-Trichlorobenzene	n/a	=	31	%	EPA 625	-88	-88	0	30	IL
2012/13-PRE	Lab	method blank	8/9/2012	Organic	1,2,4-Trichlorobenzene	n/a	<	0.55	µg/L	EPA 625	0.55	1			
2012/13-PRE	bing Blank (distille	equip blank	8/10/2012	Organic	1,2,4-Trichlorobenzene	n/a	<	0.55	µg/L	EPA 625	0.55	1			IL
2012/13-PRE	Blank (HNO3,me	equip blank	8/10/2012	Organic	1,2-Dichlorobenzene	n/a	<	0.57	µg/L	EPA 625	0.57	1			IL
2012/13-PRE	Lab	LCS	8/9/2012	Organic	1,2-Dichlorobenzene	n/a	=	24.7	µg/L	EPA 625	0.57	1			
2012/13-PRE	Lab	LCS dup	8/9/2012	Organic	1,2-Dichlorobenzene	n/a	=	34.7	µg/L	EPA 625	0.57	1			
2012/13-PRE	Lab	LCS dup, rec	8/9/2012	Organic	1,2-Dichlorobenzene	n/a	=	69	%	EPA 625	-88	-88	32	129	
2012/13-PRE	Lab	LCS, rec	8/9/2012	Organic	1,2-Dichlorobenzene	n/a	=	49	%	EPA 625	-88	-88	32	129	
2012/13-PRE	Lab	LCS, RPD	8/9/2012	Organic	1,2-Dichlorobenzene	n/a	=	34	%	EPA 625	-88	-88	0	30	IL
2012/13-PRE	Lab	method blank	8/9/2012	Organic	1,2-Dichlorobenzene	n/a	<	0.57	µg/L	EPA 625	0.57	1			
2012/13-PRE	bing Blank (distille	equip blank	8/10/2012	Organic	1,2-Dichlorobenzene	n/a	<	0.57	µg/L	EPA 625	0.57	1			IL
2012/13-PRE	Blank (HNO3,me	equip blank	8/10/2012	Organic	1,2-Diphenylhydrazine	n/a	<	0.25	µg/L	EPA 625	0.25	1			
2012/13-PRE	Lab	method blank	8/9/2012	Organic	1,2-Diphenylhydrazine	n/a	<	0.25	µg/L	EPA 625	0.25	1			
2012/13-PRE	bing Blank (distille	equip blank	8/10/2012	Organic	1,2-Diphenylhydrazine	n/a	<	0.25	µg/L	EPA 625	0.25	1			
2012/13-PRE	Blank (HNO3,me	equip blank	8/10/2012	Organic	1,3-Dichlorobenzene	n/a	<	0.53	µg/L	EPA 625	0.53	1			IL
2012/13-PRE	Lab	LCS	8/9/2012	Organic	1,3-Dichlorobenzene	n/a	=	23.5	µg/L	EPA 625	0.53	1			
2012/13-PRE	Lab	LCS dup	8/9/2012	Organic	1,3-Dichlorobenzene	n/a	=	32.8	µg/L	EPA 625	0.53	1			

Appendix F
Laboratory QA/QC Analysis Results

Event ID	Site ID	QAQC Sample Type	Analysis Date	Classification	Constituent	Fraction	Sign	Result	Units	Method	MDL	RL	QA Limit		DQOComp
													Min	Max	
2012/13-PRE	Lab	LCS dup, rec	8/9/2012	Organic	1,3-Dichlorobenzene	n/a	=	66	%	EPA 625	-88	-88	0.1	172	
2012/13-PRE	Lab	LCS, rec	8/9/2012	Organic	1,3-Dichlorobenzene	n/a	=	47	%	EPA 625	-88	-88	0.1	172	
2012/13-PRE	Lab	LCS, RPD	8/9/2012	Organic	1,3-Dichlorobenzene	n/a	=	33	%	EPA 625	-88	-88	0	30	IL
2012/13-PRE	Lab	method blank	8/9/2012	Organic	1,3-Dichlorobenzene	n/a	<	0.53	µg/L	EPA 625	0.53	1			
2012/13-PRE	bing Blank (distille	equip blank	8/10/2012	Organic	1,3-Dichlorobenzene	n/a	<	0.53	µg/L	EPA 625	0.53	1			IL
2012/13-PRE	Blank (HNO3,me	equip blank	8/10/2012	Organic	1,4-Dichlorobenzene	n/a	<	0.55	µg/L	EPA 625	0.55	1			IL
2012/13-PRE	Lab	LCS	8/9/2012	Organic	1,4-Dichlorobenzene	n/a	=	24.3	µg/L	EPA 625	0.55	1			
2012/13-PRE	Lab	LCS dup	8/9/2012	Organic	1,4-Dichlorobenzene	n/a	=	33.9	µg/L	EPA 625	0.55	1			
2012/13-PRE	Lab	LCS dup, rec	8/9/2012	Organic	1,4-Dichlorobenzene	n/a	=	68	%	EPA 625	-88	-88	20	124	
2012/13-PRE	Lab	LCS, rec	8/9/2012	Organic	1,4-Dichlorobenzene	n/a	=	49	%	EPA 625	-88	-88	20	124	
2012/13-PRE	Lab	LCS, RPD	8/9/2012	Organic	1,4-Dichlorobenzene	n/a	=	33	%	EPA 625	-88	-88	0	30	IL
2012/13-PRE	Lab	method blank	8/9/2012	Organic	1,4-Dichlorobenzene	n/a	<	0.55	µg/L	EPA 625	0.55	1			
2012/13-PRE	bing Blank (distille	equip blank	8/10/2012	Organic	1,4-Dichlorobenzene	n/a	<	0.55	µg/L	EPA 625	0.55	1			IL
2012/13-PRE	Blank (HNO3,me	srgt equip blank	8/10/2012	Organic	2,4,6-Tribromophenol	n/a	=	73.9	µg/L	EPA 625	-88	-88			
2012/13-PRE	Blank (HNO3,me	srgt equip blank, rec	8/10/2012	Organic	2,4,6-Tribromophenol	n/a	=	74	%	EPA 625	-88	-88	0.1	157	
2012/13-PRE	Lab	srgt LCS	8/9/2012	Organic	2,4,6-Tribromophenol	n/a	=	74.9	µg/L	EPA 625	-88	-88			
2012/13-PRE	Lab	srgt LCS dup	8/9/2012	Organic	2,4,6-Tribromophenol	n/a	=	80.3	µg/L	EPA 625	-88	-88			
2012/13-PRE	Lab	srgt LCS dup, rec	8/9/2012	Organic	2,4,6-Tribromophenol	n/a	=	80	%	EPA 625	-88	-88	0.1	157	
2012/13-PRE	Lab	srgt LCS, rec	8/9/2012	Organic	2,4,6-Tribromophenol	n/a	=	75	%	EPA 625	-88	-88	0.1	157	
2012/13-PRE	Lab	srgt method blank	8/9/2012	Organic	2,4,6-Tribromophenol	n/a	=	53.2	µg/L	EPA 625	-88	-88			
2012/13-PRE	Lab	srgt method blank, rec	8/9/2012	Organic	2,4,6-Tribromophenol	n/a	=	53	%	EPA 625	-88	-88	0.1	157	
2012/13-PRE	bing Blank (distille	srgt equip blank	8/10/2012	Organic	2,4,6-Tribromophenol	n/a	=	85.3	µg/L	EPA 625	-88	-88			
2012/13-PRE	bing Blank (distille	srgt equip blank, rec	8/10/2012	Organic	2,4,6-Tribromophenol	n/a	=	76	%	EPA 625	-88	-88	0.1	157	
2012/13-PRE	Blank (HNO3,me	equip blank	8/10/2012	Organic	2,4,6-Trichlorophenol	n/a	<	0.22	µg/L	EPA 625	0.22	1			
2012/13-PRE	bing Blank (distille	equip blank	8/10/2012	Organic	2,4,6-Trichlorophenol	n/a	<	0.22	µg/L	EPA 625	0.22	1			
2012/13-PRE	Blank (HNO3,me	equip blank	8/10/2012	Organic	2,4-Dichlorophenol	n/a	<	0.26	µg/L	EPA 625	0.26	1			
2012/13-PRE	bing Blank (distille	equip blank	8/10/2012	Organic	2,4-Dichlorophenol	n/a	<	0.26	µg/L	EPA 625	0.26	1			
2012/13-PRE	Blank (HNO3,me	equip blank	8/10/2012	Organic	2,4-Dimethylphenol	n/a	<	0.3	µg/L	EPA 625	0.3	1			
2012/13-PRE	bing Blank (distille	equip blank	8/10/2012	Organic	2,4-Dimethylphenol	n/a	<	0.3	µg/L	EPA 625	0.3	1			
2012/13-PRE	Blank (HNO3,me	equip blank	8/10/2012	Organic	2,4-Dinitrophenol	n/a	<	1.6	µg/L	EPA 625	1.6	10			
2012/13-PRE	bing Blank (distille	equip blank	8/10/2012	Organic	2,4-Dinitrophenol	n/a	<	1.6	µg/L	EPA 625	1.6	10			
2012/13-PRE	Blank (HNO3,me	equip blank	8/10/2012	Organic	2,4-Dinitrotoluene	n/a	<	0.18	µg/L	EPA 625	0.18	1			
2012/13-PRE	Lab	LCS	8/9/2012	Organic	2,4-Dinitrotoluene	n/a	=	38.4	µg/L	EPA 625	0.18	1			
2012/13-PRE	Lab	LCS dup	8/9/2012	Organic	2,4-Dinitrotoluene	n/a	=	41.5	µg/L	EPA 625	0.18	1			
2012/13-PRE	Lab	LCS dup, rec	8/9/2012	Organic	2,4-Dinitrotoluene	n/a	=	83	%	EPA 625	-88	-88	39	139	
2012/13-PRE	Lab	LCS, rec	8/9/2012	Organic	2,4-Dinitrotoluene	n/a	=	77	%	EPA 625	-88	-88	39	139	
2012/13-PRE	Lab	LCS, RPD	8/9/2012	Organic	2,4-Dinitrotoluene	n/a	=	8	%	EPA 625	-88	-88	0	30	
2012/13-PRE	Lab	method blank	8/9/2012	Organic	2,4-Dinitrotoluene	n/a	<	0.18	µg/L	EPA 625	0.18	1			
2012/13-PRE	bing Blank (distille	equip blank	8/10/2012	Organic	2,4-Dinitrotoluene	n/a	<	0.18	µg/L	EPA 625	0.18	1			
2012/13-PRE	Blank (HNO3,me	equip blank	8/10/2012	Organic	2,6-Dinitrotoluene	n/a	<	0.27	µg/L	EPA 625	0.27	1			
2012/13-PRE	Lab	LCS	8/9/2012	Organic	2,6-Dinitrotoluene	n/a	=	40.5	µg/L	EPA 625	0.27	1			
2012/13-PRE	Lab	LCS dup	8/9/2012	Organic	2,6-Dinitrotoluene	n/a	=	44.5	µg/L	EPA 625	0.27	1			
2012/13-PRE	Lab	LCS dup, rec	8/9/2012	Organic	2,6-Dinitrotoluene	n/a	=	89	%	EPA 625	-88	-88	50	158	
2012/13-PRE	Lab	LCS, rec	8/9/2012	Organic	2,6-Dinitrotoluene	n/a	=	81	%	EPA 625	-88	-88	50	158	
2012/13-PRE	Lab	LCS, RPD	8/9/2012	Organic	2,6-Dinitrotoluene	n/a	=	9	%	EPA 625	-88	-88	0	30	
2012/13-PRE	Lab	method blank	8/9/2012	Organic	2,6-Dinitrotoluene	n/a	<	0.27	µg/L	EPA 625	0.27	1			
2012/13-PRE	bing Blank (distille	equip blank	8/10/2012	Organic	2,6-Dinitrotoluene	n/a	<	0.27	µg/L	EPA 625	0.27	1			

Appendix F
Laboratory QA/QC Analysis Results

Event ID	Site ID	QAQC Sample Type	Analysis Date	Classification	Constituent	Fraction	Sign	Result	Units	Method	MDL	RL	QA Limit		DQOComp
													Min	Max	
2012/13-PRE	Blank (HNO3,me	equip blank	8/10/2012	Organic	2-Chloronaphthalene	n/a	<	0.45	µg/L	EPA 625	0.45	1			
2012/13-PRE	Lab	LCS	8/9/2012	Organic	2-Chloronaphthalene	n/a	=	35.3	µg/L	EPA 625	0.45	1			
2012/13-PRE	Lab	LCS dup	8/9/2012	Organic	2-Chloronaphthalene	n/a	=	42.6	µg/L	EPA 625	0.45	1			
2012/13-PRE	Lab	LCS dup, rec	8/9/2012	Organic	2-Chloronaphthalene	n/a	=	85	%	EPA 625	-88	-88	60	118	
2012/13-PRE	Lab	LCS, rec	8/9/2012	Organic	2-Chloronaphthalene	n/a	=	71	%	EPA 625	-88	-88	60	118	
2012/13-PRE	Lab	LCS, RPD	8/9/2012	Organic	2-Chloronaphthalene	n/a	=	19	%	EPA 625	-88	-88	0	30	
2012/13-PRE	Lab	method blank	8/9/2012	Organic	2-Chloronaphthalene	n/a	<	0.45	µg/L	EPA 625	0.45	1			
2012/13-PRE	bing Blank (distille	equip blank	8/10/2012	Organic	2-Chloronaphthalene	n/a	<	0.45	µg/L	EPA 625	0.45	1			
2012/13-PRE	Blank (HNO3,me	equip blank	8/10/2012	Organic	2-Chlorophenol	n/a	<	0.28	µg/L	EPA 625	0.28	1			
2012/13-PRE	bing Blank (distille	equip blank	8/10/2012	Organic	2-Chlorophenol	n/a	<	0.28	µg/L	EPA 625	0.28	1			
2012/13-PRE	Blank (HNO3,me	srgt equip blank	8/10/2012	Organic	2-Fluorobiphenyl	n/a	=	42.1	µg/L	EPA 625	-88	-88			
2012/13-PRE	Blank (HNO3,me	srgt equip blank, rec	8/10/2012	Organic	2-Fluorobiphenyl	n/a	=	84	%	EPA 625	-88	-88	22	130	
2012/13-PRE	Lab	srgt LCS	8/9/2012	Organic	2-Fluorobiphenyl	n/a	=	34.5	µg/L	EPA 625	-88	-88			
2012/13-PRE	Lab	srgt LCS dup	8/9/2012	Organic	2-Fluorobiphenyl	n/a	=	41.2	µg/L	EPA 625	-88	-88			
2012/13-PRE	Lab	srgt LCS dup, rec	8/9/2012	Organic	2-Fluorobiphenyl	n/a	=	82	%	EPA 625	-88	-88	22	130	
2012/13-PRE	Lab	srgt LCS, rec	8/9/2012	Organic	2-Fluorobiphenyl	n/a	=	69	%	EPA 625	-88	-88	22	130	
2012/13-PRE	Lab	srgt method blank	8/9/2012	Organic	2-Fluorobiphenyl	n/a	=	26.4	µg/L	EPA 625	-88	-88			
2012/13-PRE	Lab	srgt method blank, rec	8/9/2012	Organic	2-Fluorobiphenyl	n/a	=	53	%	EPA 625	-88	-88	22	130	
2012/13-PRE	bing Blank (distille	srgt equip blank	8/10/2012	Organic	2-Fluorobiphenyl	n/a	=	47.7	µg/L	EPA 625	-88	-88			
2012/13-PRE	bing Blank (distille	srgt equip blank, rec	8/10/2012	Organic	2-Fluorobiphenyl	n/a	=	85	%	EPA 625	-88	-88	22	130	
2012/13-PRE	Blank (HNO3,me	srgt equip blank	8/10/2012	Organic	2-Fluorophenol	n/a	=	47.6	µg/L	EPA 625	-88	-88			
2012/13-PRE	Blank (HNO3,me	srgt equip blank, rec	8/10/2012	Organic	2-Fluorophenol	n/a	=	48	%	EPA 625	-88	-88	6	96	
2012/13-PRE	Lab	srgt LCS	8/9/2012	Organic	2-Fluorophenol	n/a	=	29.7	µg/L	EPA 625	-88	-88			
2012/13-PRE	Lab	srgt LCS dup	8/9/2012	Organic	2-Fluorophenol	n/a	=	39	µg/L	EPA 625	-88	-88			
2012/13-PRE	Lab	srgt LCS dup, rec	8/9/2012	Organic	2-Fluorophenol	n/a	=	39	%	EPA 625	-88	-88	6	96	
2012/13-PRE	Lab	srgt LCS, rec	8/9/2012	Organic	2-Fluorophenol	n/a	=	30	%	EPA 625	-88	-88	6	96	
2012/13-PRE	Lab	srgt method blank	8/9/2012	Organic	2-Fluorophenol	n/a	=	27.4	µg/L	EPA 625	-88	-88			
2012/13-PRE	Lab	srgt method blank, rec	8/9/2012	Organic	2-Fluorophenol	n/a	=	27	%	EPA 625	-88	-88	6	96	
2012/13-PRE	bing Blank (distille	srgt equip blank	8/10/2012	Organic	2-Fluorophenol	n/a	=	56.5	µg/L	EPA 625	-88	-88			
2012/13-PRE	bing Blank (distille	srgt equip blank, rec	8/10/2012	Organic	2-Fluorophenol	n/a	=	50	%	EPA 625	-88	-88	6	96	
2012/13-PRE	Blank (HNO3,me	equip blank	8/10/2012	Organic	2-Nitrophenol	n/a	<	0.26	µg/L	EPA 625	0.26	1			
2012/13-PRE	bing Blank (distille	equip blank	8/10/2012	Organic	2-Nitrophenol	n/a	<	0.26	µg/L	EPA 625	0.26	1			
2012/13-PRE	Blank (HNO3,me	equip blank	8/10/2012	Organic	3,3'-Dichlorobenzidine	n/a	<	1.2	µg/L	EPA 625	1.2	5			IL
2012/13-PRE	Lab	LCS	8/9/2012	Organic	3,3'-Dichlorobenzidine	n/a	=	36.1	µg/L	EPA 625	1.2	5			
2012/13-PRE	Lab	LCS dup	8/9/2012	Organic	3,3'-Dichlorobenzidine	n/a	=	19.2	µg/L	EPA 625	1.2	5			
2012/13-PRE	Lab	LCS dup, rec	8/9/2012	Organic	3,3'-Dichlorobenzidine	n/a	=	38	%	EPA 625	-88	-88	0.1	262	
2012/13-PRE	Lab	LCS, rec	8/9/2012	Organic	3,3'-Dichlorobenzidine	n/a	=	72	%	EPA 625	-88	-88	0.1	262	
2012/13-PRE	Lab	LCS, RPD	8/9/2012	Organic	3,3'-Dichlorobenzidine	n/a	=	61	%	EPA 625	-88	-88	0	30	IL
2012/13-PRE	Lab	method blank	8/9/2012	Organic	3,3'-Dichlorobenzidine	n/a	<	1.2	µg/L	EPA 625	1.2	5			
2012/13-PRE	bing Blank (distille	equip blank	8/10/2012	Organic	3,3'-Dichlorobenzidine	n/a	<	1.2	µg/L	EPA 625	1.2	5			IL
2012/13-PRE	Blank (HNO3,me	equip blank	8/10/2012	Organic	4,6-Dinitro-2-methylphenol	n/a	<	1.7	µg/L	EPA 625	1.7	5			
2012/13-PRE	bing Blank (distille	equip blank	8/10/2012	Organic	4,6-Dinitro-2-methylphenol	n/a	<	1.7	µg/L	EPA 625	1.7	5			
2012/13-PRE	Blank (HNO3,me	equip blank	8/10/2012	Organic	4-Bromophenyl phenyl ether	n/a	<	0.36	µg/L	EPA 625	0.36	1			
2012/13-PRE	Lab	LCS	8/9/2012	Organic	4-Bromophenyl phenyl ether	n/a	=	32.5	µg/L	EPA 625	0.36	1			
2012/13-PRE	Lab	LCS dup	8/9/2012	Organic	4-Bromophenyl phenyl ether	n/a	=	35.5	µg/L	EPA 625	0.36	1			
2012/13-PRE	Lab	LCS dup, rec	8/9/2012	Organic	4-Bromophenyl phenyl ether	n/a	=	71	%	EPA 625	-88	-88	56	127	
2012/13-PRE	Lab	LCS, rec	8/9/2012	Organic	4-Bromophenyl phenyl ether	n/a	=	65	%	EPA 625	-88	-88	56	127	

Appendix F
Laboratory QA/QC Analysis Results

Event ID	Site ID	QAQC Sample Type	Analysis Date	Classification	Constituent	Fraction	Sign	Result	Units	Method	MDL	RL	QA Limit		DQOComp
													Min	Max	
2012/13-PRE	Lab	LCS, RPD	8/9/2012	Organic	4-Bromophenyl phenyl ether	n/a	=	9	%	EPA 625	-88	-88	0	30	
2012/13-PRE	Lab	method blank	8/9/2012	Organic	4-Bromophenyl phenyl ether	n/a	<	0.36	µg/L	EPA 625	0.36	1			
2012/13-PRE	bing Blank (distille	equip blank	8/10/2012	Organic	4-Bromophenyl phenyl ether	n/a	<	0.36	µg/L	EPA 625	0.36	1			
2012/13-PRE	Blank (HNO3,me	equip blank	8/10/2012	Organic	4-Chloro-3-methylphenol	n/a	<	0.23	µg/L	EPA 625	0.23	1			
2012/13-PRE	bing Blank (distille	equip blank	8/10/2012	Organic	4-Chloro-3-methylphenol	n/a	<	0.23	µg/L	EPA 625	0.23	1			
2012/13-PRE	Blank (HNO3,me	equip blank	8/10/2012	Organic	4-Chlorophenyl phenyl ether	n/a	<	0.41	µg/L	EPA 625	0.41	1			
2012/13-PRE	Lab	LCS	8/9/2012	Organic	4-Chlorophenyl phenyl ether	n/a	=	35.8	µg/L	EPA 625	0.41	1			
2012/13-PRE	Lab	LCS dup	8/9/2012	Organic	4-Chlorophenyl phenyl ether	n/a	=	40	µg/L	EPA 625	0.41	1			
2012/13-PRE	Lab	LCS dup, rec	8/9/2012	Organic	4-Chlorophenyl phenyl ether	n/a	=	80	%	EPA 625	-88	-88	25	158	
2012/13-PRE	Lab	LCS, rec	8/9/2012	Organic	4-Chlorophenyl phenyl ether	n/a	=	72	%	EPA 625	-88	-88	25	158	
2012/13-PRE	Lab	LCS, RPD	8/9/2012	Organic	4-Chlorophenyl phenyl ether	n/a	=	11	%	EPA 625	-88	-88	0	30	
2012/13-PRE	Lab	method blank	8/9/2012	Organic	4-Chlorophenyl phenyl ether	n/a	<	0.41	µg/L	EPA 625	0.41	1			
2012/13-PRE	bing Blank (distille	equip blank	8/10/2012	Organic	4-Chlorophenyl phenyl ether	n/a	<	0.41	µg/L	EPA 625	0.41	1			
2012/13-PRE	Blank (HNO3,me	equip blank	8/10/2012	Organic	4-Nitrophenol	n/a	<	0.45	µg/L	EPA 625	0.45	5			
2012/13-PRE	bing Blank (distille	equip blank	8/10/2012	Organic	4-Nitrophenol	n/a	<	0.45	µg/L	EPA 625	0.45	5			
2012/13-PRE	Blank (HNO3,me	equip blank	8/10/2012	Organic	Acenaphthene	n/a	<	0.38	µg/L	EPA 625	0.38	1			
2012/13-PRE	bing Blank (distille	equip blank	8/10/2012	Organic	Acenaphthene	n/a	<	0.38	µg/L	EPA 625	0.38	1			
2012/13-PRE	Blank (HNO3,me	equip blank	8/10/2012	Organic	Acenaphthylene	n/a	<	0.4	µg/L	EPA 625	0.4	1			
2012/13-PRE	bing Blank (distille	equip blank	8/10/2012	Organic	Acenaphthylene	n/a	<	0.4	µg/L	EPA 625	0.4	1			
2012/13-PRE	Blank (HNO3,me	equip blank	8/10/2012	Organic	Anthracene	n/a	<	0.34	µg/L	EPA 625	0.34	1			
2012/13-PRE	bing Blank (distille	equip blank	8/10/2012	Organic	Anthracene	n/a	<	0.34	µg/L	EPA 625	0.34	1			
2012/13-PRE	Blank (HNO3,me	equip blank	8/10/2012	Organic	Benz(a)anthracene	n/a	<	0.19	µg/L	EPA 625	0.19	1			
2012/13-PRE	bing Blank (distille	equip blank	8/10/2012	Organic	Benz(a)anthracene	n/a	<	0.19	µg/L	EPA 625	0.19	1			
2012/13-PRE	Blank (HNO3,me	equip blank	8/10/2012	Organic	Benzidine	n/a	<	3.7	µg/L	EPA 625	3.7	10			
2012/13-PRE	Lab	method blank	8/9/2012	Organic	Benzidine	n/a	<	3.7	µg/L	EPA 625	3.7	10			
2012/13-PRE	bing Blank (distille	equip blank	8/10/2012	Organic	Benzidine	n/a	<	3.7	µg/L	EPA 625	3.7	10			
2012/13-PRE	Blank (HNO3,me	equip blank	8/10/2012	Organic	Benzo(a)pyrene	n/a	<	0.13	µg/L	EPA 625	0.13	1			
2012/13-PRE	bing Blank (distille	equip blank	8/10/2012	Organic	Benzo(a)pyrene	n/a	<	0.13	µg/L	EPA 625	0.13	1			
2012/13-PRE	Blank (HNO3,me	equip blank	8/10/2012	Organic	Benzo(b)fluoranthene	n/a	<	0.14	µg/L	EPA 625	0.14	1			
2012/13-PRE	bing Blank (distille	equip blank	8/10/2012	Organic	Benzo(b)fluoranthene	n/a	<	0.14	µg/L	EPA 625	0.14	1			
2012/13-PRE	Blank (HNO3,me	equip blank	8/10/2012	Organic	Benzo(g,h,i)perylene	n/a	<	0.1	µg/L	EPA 625	0.1	2			
2012/13-PRE	bing Blank (distille	equip blank	8/10/2012	Organic	Benzo(g,h,i)perylene	n/a	<	0.1	µg/L	EPA 625	0.1	2			
2012/13-PRE	Blank (HNO3,me	equip blank	8/10/2012	Organic	Benzo(k)fluoranthene	n/a	<	0.22	µg/L	EPA 625	0.22	1			
2012/13-PRE	bing Blank (distille	equip blank	8/10/2012	Organic	Benzo(k)fluoranthene	n/a	<	0.22	µg/L	EPA 625	0.22	1			
2012/13-PRE	Blank (HNO3,me	equip blank	8/10/2012	Organic	Bis(2-chloroethoxy)methane	n/a	<	0.25	µg/L	EPA 625	0.25	1			
2012/13-PRE	Lab	LCS	8/9/2012	Organic	Bis(2-chloroethoxy)methane	n/a	=	29.6	µg/L	EPA 625	0.25	1			
2012/13-PRE	Lab	LCS dup	8/9/2012	Organic	Bis(2-chloroethoxy)methane	n/a	=	37.4	µg/L	EPA 625	0.25	1			
2012/13-PRE	Lab	LCS dup, rec	8/9/2012	Organic	Bis(2-chloroethoxy)methane	n/a	=	75	%	EPA 625	-88	-88	33	184	
2012/13-PRE	Lab	LCS, rec	8/9/2012	Organic	Bis(2-chloroethoxy)methane	n/a	=	59	%	EPA 625	-88	-88	33	184	
2012/13-PRE	Lab	LCS, RPD	8/9/2012	Organic	Bis(2-chloroethoxy)methane	n/a	=	23	%	EPA 625	-88	-88	0	30	
2012/13-PRE	Lab	method blank	8/9/2012	Organic	Bis(2-chloroethoxy)methane	n/a	<	0.25	µg/L	EPA 625	0.25	1			
2012/13-PRE	bing Blank (distille	equip blank	8/10/2012	Organic	Bis(2-chloroethoxy)methane	n/a	<	0.25	µg/L	EPA 625	0.25	1			
2012/13-PRE	Blank (HNO3,me	equip blank	8/10/2012	Organic	Bis(2-chloroethyl)ether	n/a	<	0.27	µg/L	EPA 625	0.27	1			IL
2012/13-PRE	Lab	LCS	8/9/2012	Organic	Bis(2-chloroethyl)ether	n/a	=	23.9	µg/L	EPA 625	0.27	1			
2012/13-PRE	Lab	LCS dup	8/9/2012	Organic	Bis(2-chloroethyl)ether	n/a	=	33.3	µg/L	EPA 625	0.27	1			
2012/13-PRE	Lab	LCS dup, rec	8/9/2012	Organic	Bis(2-chloroethyl)ether	n/a	=	67	%	EPA 625	-88	-88	12	158	
2012/13-PRE	Lab	LCS, rec	8/9/2012	Organic	Bis(2-chloroethyl)ether	n/a	=	48	%	EPA 625	-88	-88	12	158	

Appendix F
Laboratory QA/QC Analysis Results

Event ID	Site ID	QAQC Sample Type	Analysis Date	Classification	Constituent	Fraction	Sign	Result	Units	Method	MDL	RL	QA Limit		DQOComp
													Min	Max	
2012/13-PRE	Lab	LCS, RPD	8/9/2012	Organic	Bis(2-chloroethyl)ether	n/a	=	33	%	EPA 625	-88	-88	0	30	IL
2012/13-PRE	Lab	method blank	8/9/2012	Organic	Bis(2-chloroethyl)ether	n/a	<	0.27	µg/L	EPA 625	0.27	1			
2012/13-PRE	bing Blank (distille	equip blank	8/10/2012	Organic	Bis(2-chloroethyl)ether	n/a	<	0.27	µg/L	EPA 625	0.27	1			IL
2012/13-PRE	Blank (HNO3,me	equip blank	8/10/2012	Organic	Bis(2-chloroisopropyl)ether	n/a	<	0.38	µg/L	EPA 625	0.38	1			IL
2012/13-PRE	Lab	LCS	8/9/2012	Organic	Bis(2-chloroisopropyl)ether	n/a	=	26.1	µg/L	EPA 625	0.38	1			
2012/13-PRE	Lab	LCS dup	8/9/2012	Organic	Bis(2-chloroisopropyl)ether	n/a	=	36.7	µg/L	EPA 625	0.38	1			
2012/13-PRE	Lab	LCS dup, rec	8/9/2012	Organic	Bis(2-chloroisopropyl)ether	n/a	=	73	%	EPA 625	-88	-88	36	166	
2012/13-PRE	Lab	LCS, rec	8/9/2012	Organic	Bis(2-chloroisopropyl)ether	n/a	=	52	%	EPA 625	-88	-88	36	166	
2012/13-PRE	Lab	LCS, RPD	8/9/2012	Organic	Bis(2-chloroisopropyl)ether	n/a	=	34	%	EPA 625	-88	-88	0	30	IL
2012/13-PRE	Lab	method blank	8/9/2012	Organic	Bis(2-chloroisopropyl)ether	n/a	<	0.38	µg/L	EPA 625	0.38	1			
2012/13-PRE	bing Blank (distille	equip blank	8/10/2012	Organic	Bis(2-chloroisopropyl)ether	n/a	<	0.38	µg/L	EPA 625	0.38	1			IL
2012/13-PRE	Blank (HNO3,me	equip blank	8/10/2012	Organic	Bis(2-ethylhexyl)phthalate	n/a	<	2.3	µg/L	EPA 625	2.3	5			
2012/13-PRE	bing Blank (distille	equip blank	8/10/2012	Organic	Bis(2-ethylhexyl)phthalate	n/a	DNQ	4.2	µg/L	EPA 625	2.3	5			
2012/13-PRE	Blank (HNO3,me	equip blank	8/10/2012	Organic	Butyl benzyl phthalate	n/a	<	0.18	µg/L	EPA 625	0.18	1			
2012/13-PRE	Lab	LCS	8/9/2012	Organic	Butyl benzyl phthalate	n/a	=	45.9	µg/L	EPA 625	0.18	1			
2012/13-PRE	Lab	LCS dup	8/9/2012	Organic	Butyl benzyl phthalate	n/a	=	48.5	µg/L	EPA 625	0.18	1			
2012/13-PRE	Lab	LCS dup, rec	8/9/2012	Organic	Butyl benzyl phthalate	n/a	=	97	%	EPA 625	-88	-88	0.1	152	
2012/13-PRE	Lab	LCS, rec	8/9/2012	Organic	Butyl benzyl phthalate	n/a	=	92	%	EPA 625	-88	-88	0.1	152	
2012/13-PRE	Lab	LCS, RPD	8/9/2012	Organic	Butyl benzyl phthalate	n/a	=	5	%	EPA 625	-88	-88	0	30	
2012/13-PRE	Lab	method blank	8/9/2012	Organic	Butyl benzyl phthalate	n/a	<	0.18	µg/L	EPA 625	0.18	1			
2012/13-PRE	bing Blank (distille	equip blank	8/10/2012	Organic	Butyl benzyl phthalate	n/a	<	0.18	µg/L	EPA 625	0.18	1			
2012/13-PRE	Blank (HNO3,me	equip blank	8/10/2012	Organic	Chrysene	n/a	<	0.19	µg/L	EPA 625	0.19	1			
2012/13-PRE	bing Blank (distille	equip blank	8/10/2012	Organic	Chrysene	n/a	<	0.19	µg/L	EPA 625	0.19	1			
2012/13-PRE	Blank (HNO3,me	equip blank	8/10/2012	Organic	Dibenz(a,h)anthracene	n/a	<	0.08	µg/L	EPA 625	0.08	2			
2012/13-PRE	bing Blank (distille	equip blank	8/10/2012	Organic	Dibenz(a,h)anthracene	n/a	<	0.08	µg/L	EPA 625	0.08	2			
2012/13-PRE	Blank (HNO3,me	equip blank	8/10/2012	Organic	Diethyl phthalate	n/a	<	0.15	µg/L	EPA 625	0.15	1			
2012/13-PRE	Lab	LCS	8/9/2012	Organic	Diethyl phthalate	n/a	=	39.2	µg/L	EPA 625	0.15	1			
2012/13-PRE	Lab	LCS dup	8/9/2012	Organic	Diethyl phthalate	n/a	=	42.8	µg/L	EPA 625	0.15	1			
2012/13-PRE	Lab	LCS dup, rec	8/9/2012	Organic	Diethyl phthalate	n/a	=	86	%	EPA 625	-88	-88	0.1	112	
2012/13-PRE	Lab	LCS, rec	8/9/2012	Organic	Diethyl phthalate	n/a	=	78	%	EPA 625	-88	-88	0.1	112	
2012/13-PRE	Lab	LCS, RPD	8/9/2012	Organic	Diethyl phthalate	n/a	=	9	%	EPA 625	-88	-88	0	30	
2012/13-PRE	Lab	method blank	8/9/2012	Organic	Diethyl phthalate	n/a	<	0.15	µg/L	EPA 625	0.15	1			
2012/13-PRE	bing Blank (distille	equip blank	8/10/2012	Organic	Diethyl phthalate	n/a	<	0.15	µg/L	EPA 625	0.15	1			
2012/13-PRE	Blank (HNO3,me	equip blank	8/10/2012	Organic	Dimethyl phthalate	n/a	<	0.18	µg/L	EPA 625	0.18	1			
2012/13-PRE	Lab	LCS	8/9/2012	Organic	Dimethyl phthalate	n/a	=	39.9	µg/L	EPA 625	0.18	1			
2012/13-PRE	Lab	LCS dup	8/9/2012	Organic	Dimethyl phthalate	n/a	=	43.5	µg/L	EPA 625	0.18	1			
2012/13-PRE	Lab	LCS dup, rec	8/9/2012	Organic	Dimethyl phthalate	n/a	=	87	%	EPA 625	-88	-88	0.1	112	
2012/13-PRE	Lab	LCS, rec	8/9/2012	Organic	Dimethyl phthalate	n/a	=	80	%	EPA 625	-88	-88	0.1	112	
2012/13-PRE	Lab	LCS, RPD	8/9/2012	Organic	Dimethyl phthalate	n/a	=	9	%	EPA 625	-88	-88	0	30	
2012/13-PRE	Lab	method blank	8/9/2012	Organic	Dimethyl phthalate	n/a	<	0.18	µg/L	EPA 625	0.18	1			
2012/13-PRE	bing Blank (distille	equip blank	8/10/2012	Organic	Dimethyl phthalate	n/a	<	0.18	µg/L	EPA 625	0.18	1			
2012/13-PRE	Blank (HNO3,me	equip blank	8/10/2012	Organic	Di-n-butylphthalate	n/a	<	0.24	µg/L	EPA 625	0.24	1			
2012/13-PRE	Lab	LCS	8/9/2012	Organic	Di-n-butylphthalate	n/a	=	41.9	µg/L	EPA 625	0.24	1			
2012/13-PRE	Lab	LCS dup	8/9/2012	Organic	Di-n-butylphthalate	n/a	=	44.8	µg/L	EPA 625	0.24	1			
2012/13-PRE	Lab	LCS dup, rec	8/9/2012	Organic	Di-n-butylphthalate	n/a	=	90	%	EPA 625	-88	-88	1	118	
2012/13-PRE	Lab	LCS, rec	8/9/2012	Organic	Di-n-butylphthalate	n/a	=	84	%	EPA 625	-88	-88	1	118	
2012/13-PRE	Lab	LCS, RPD	8/9/2012	Organic	Di-n-butylphthalate	n/a	=	7	%	EPA 625	-88	-88	0	30	

Appendix F
Laboratory QA/QC Analysis Results

Event ID	Site ID	QAQC Sample Type	Analysis Date	Classification	Constituent	Fraction	Sign	Result	Units	Method	MDL	RL	QA Limit		DQOComp
													Min	Max	
2012/13-PRE	Lab	method blank	8/9/2012	Organic	Di-n-butylphthalate	n/a	<	0.24	µg/L	EPA 625	0.24	1			
2012/13-PRE	bing Blank (distille	equip blank	8/10/2012	Organic	Di-n-butylphthalate	n/a	<	0.24	µg/L	EPA 625	0.24	1			
2012/13-PRE	Blank (HNO3,me	equip blank	8/10/2012	Organic	Di-n-octylphthalate	n/a	<	0.19	µg/L	EPA 625	0.19	1			
2012/13-PRE	Lab	LCS	8/9/2012	Organic	Di-n-octylphthalate	n/a	=	38.1	µg/L	EPA 625	0.19	1			
2012/13-PRE	Lab	LCS dup	8/9/2012	Organic	Di-n-octylphthalate	n/a	=	41.2	µg/L	EPA 625	0.19	1			
2012/13-PRE	Lab	LCS dup, rec	8/9/2012	Organic	Di-n-octylphthalate	n/a	=	82	%	EPA 625	-88	-88	6	146	
2012/13-PRE	Lab	LCS, rec	8/9/2012	Organic	Di-n-octylphthalate	n/a	=	76	%	EPA 625	-88	-88	6	146	
2012/13-PRE	Lab	LCS, RPD	8/9/2012	Organic	Di-n-octylphthalate	n/a	=	8	%	EPA 625	-88	-88	0	30	
2012/13-PRE	Lab	method blank	8/9/2012	Organic	Di-n-octylphthalate	n/a	<	0.19	µg/L	EPA 625	0.19	1			
2012/13-PRE	bing Blank (distille	equip blank	8/10/2012	Organic	Di-n-octylphthalate	n/a	<	0.19	µg/L	EPA 625	0.19	1			
2012/13-PRE	Blank (HNO3,me	equip blank	8/10/2012	Organic	Fluoranthene	n/a	<	0.22	µg/L	EPA 625	0.22	1			
2012/13-PRE	bing Blank (distille	equip blank	8/10/2012	Organic	Fluoranthene	n/a	<	0.22	µg/L	EPA 625	0.22	1			
2012/13-PRE	Blank (HNO3,me	equip blank	8/10/2012	Organic	Fluorene	n/a	<	0.35	µg/L	EPA 625	0.35	1			
2012/13-PRE	bing Blank (distille	equip blank	8/10/2012	Organic	Fluorene	n/a	<	0.35	µg/L	EPA 625	0.35	1			
2012/13-PRE	Blank (HNO3,me	equip blank	8/10/2012	Organic	Hexachlorobenzene	n/a	<	0.49	µg/L	EPA 625	0.49	1			
2012/13-PRE	Lab	LCS	8/9/2012	Organic	Hexachlorobenzene	n/a	=	34.8	µg/L	EPA 625	0.49	1			
2012/13-PRE	Lab	LCS dup	8/9/2012	Organic	Hexachlorobenzene	n/a	=	37.7	µg/L	EPA 625	0.49	1			
2012/13-PRE	Lab	LCS dup, rec	8/9/2012	Organic	Hexachlorobenzene	n/a	=	75	%	EPA 625	-88	-88	0.1	152	
2012/13-PRE	Lab	LCS, rec	8/9/2012	Organic	Hexachlorobenzene	n/a	=	70	%	EPA 625	-88	-88	0.1	152	
2012/13-PRE	Lab	LCS, RPD	8/9/2012	Organic	Hexachlorobenzene	n/a	=	8	%	EPA 625	-88	-88	0	30	
2012/13-PRE	Lab	method blank	8/9/2012	Organic	Hexachlorobenzene	n/a	<	0.49	µg/L	EPA 625	0.49	1			
2012/13-PRE	bing Blank (distille	equip blank	8/10/2012	Organic	Hexachlorobenzene	n/a	<	0.49	µg/L	EPA 625	0.49	1			
2012/13-PRE	Blank (HNO3,me	equip blank	8/10/2012	Organic	Hexachlorobutadiene	n/a	<	0.47	µg/L	EPA 625	0.47	1			IL
2012/13-PRE	Lab	LCS	8/9/2012	Organic	Hexachlorobutadiene	n/a	=	27.8	µg/L	EPA 625	0.47	1			
2012/13-PRE	Lab	LCS dup	8/9/2012	Organic	Hexachlorobutadiene	n/a	=	38.8	µg/L	EPA 625	0.47	1			
2012/13-PRE	Lab	LCS dup, rec	8/9/2012	Organic	Hexachlorobutadiene	n/a	=	78	%	EPA 625	-88	-88	24	116	
2012/13-PRE	Lab	LCS, rec	8/9/2012	Organic	Hexachlorobutadiene	n/a	=	56	%	EPA 625	-88	-88	24	116	
2012/13-PRE	Lab	LCS, RPD	8/9/2012	Organic	Hexachlorobutadiene	n/a	=	33	%	EPA 625	-88	-88	0	30	IL
2012/13-PRE	Lab	method blank	8/9/2012	Organic	Hexachlorobutadiene	n/a	<	0.47	µg/L	EPA 625	0.47	1			
2012/13-PRE	bing Blank (distille	equip blank	8/10/2012	Organic	Hexachlorobutadiene	n/a	<	0.47	µg/L	EPA 625	0.47	1			IL
2012/13-PRE	Blank (HNO3,me	equip blank	8/10/2012	Organic	Hexachlorocyclopentadiene	n/a	<	1.5	µg/L	EPA 625	1.5	5			IL
2012/13-PRE	Lab	LCS	8/9/2012	Organic	Hexachlorocyclopentadiene	n/a	=	13.9	µg/L	EPA 625	1.5	5			
2012/13-PRE	Lab	LCS dup	8/9/2012	Organic	Hexachlorocyclopentadiene	n/a	=	20.4	µg/L	EPA 625	1.5	5			
2012/13-PRE	Lab	LCS dup, rec	8/9/2012	Organic	Hexachlorocyclopentadiene	n/a	=	41	%	EPA 625	-88	-88	0.1	136	
2012/13-PRE	Lab	LCS, rec	8/9/2012	Organic	Hexachlorocyclopentadiene	n/a	=	28	%	EPA 625	-88	-88	0.1	136	
2012/13-PRE	Lab	LCS, RPD	8/9/2012	Organic	Hexachlorocyclopentadiene	n/a	=	38	%	EPA 625	-88	-88	0	30	IL
2012/13-PRE	Lab	method blank	8/9/2012	Organic	Hexachlorocyclopentadiene	n/a	<	1.5	µg/L	EPA 625	1.5	5			
2012/13-PRE	bing Blank (distille	equip blank	8/10/2012	Organic	Hexachlorocyclopentadiene	n/a	<	1.5	µg/L	EPA 625	1.5	5			IL
2012/13-PRE	Blank (HNO3,me	equip blank	8/10/2012	Organic	Hexachloroethane	n/a	<	0.52	µg/L	EPA 625	0.52	1			IL
2012/13-PRE	Lab	LCS	8/9/2012	Organic	Hexachloroethane	n/a	=	25.3	µg/L	EPA 625	0.52	1			
2012/13-PRE	Lab	LCS dup	8/9/2012	Organic	Hexachloroethane	n/a	=	35.1	µg/L	EPA 625	0.52	1			
2012/13-PRE	Lab	LCS dup, rec	8/9/2012	Organic	Hexachloroethane	n/a	=	70	%	EPA 625	-88	-88	40	113	
2012/13-PRE	Lab	LCS, rec	8/9/2012	Organic	Hexachloroethane	n/a	=	51	%	EPA 625	-88	-88	40	113	
2012/13-PRE	Lab	LCS, RPD	8/9/2012	Organic	Hexachloroethane	n/a	=	32	%	EPA 625	-88	-88	0	30	IL
2012/13-PRE	Lab	method blank	8/9/2012	Organic	Hexachloroethane	n/a	<	0.52	µg/L	EPA 625	0.52	1			
2012/13-PRE	bing Blank (distille	equip blank	8/10/2012	Organic	Hexachloroethane	n/a	<	0.52	µg/L	EPA 625	0.52	1			IL
2012/13-PRE	Blank (HNO3,me	equip blank	8/10/2012	Organic	Indeno(1,2,3-cd)pyrene	n/a	<	0.12	µg/L	EPA 625	0.12	2			

Appendix F
Laboratory QA/QC Analysis Results

Event ID	Site ID	QAQC Sample Type	Analysis Date	Classification	Constituent	Fraction	Sign	Result	Units	Method	MDL	RL	QA Limit		DQOComp
													Min	Max	
2012/13-PRE	bing Blank (distille	equip blank	8/10/2012	Organic	Indeno(1,2,3-cd)pyrene	n/a	<	0.12	µg/L	EPA 625	0.12	2			
2012/13-PRE	Blank (HNO3,me	equip blank	8/10/2012	Organic	Isophorone	n/a	<	0.21	µg/L	EPA 625	0.21	1			
2012/13-PRE	Lab	LCS	8/9/2012	Organic	Isophorone	n/a	=	29.7	µg/L	EPA 625	0.21	1			
2012/13-PRE	Lab	LCS dup	8/9/2012	Organic	Isophorone	n/a	=	35.7	µg/L	EPA 625	0.21	1			
2012/13-PRE	Lab	LCS dup, rec	8/9/2012	Organic	Isophorone	n/a	=	71	%	EPA 625	-88	-88	21	196	
2012/13-PRE	Lab	LCS, rec	8/9/2012	Organic	Isophorone	n/a	=	59	%	EPA 625	-88	-88	21	196	
2012/13-PRE	Lab	LCS, RPD	8/9/2012	Organic	Isophorone	n/a	=	18	%	EPA 625	-88	-88	0	30	
2012/13-PRE	Lab	method blank	8/9/2012	Organic	Isophorone	n/a	<	0.21	µg/L	EPA 625	0.21	1			
2012/13-PRE	bing Blank (distille	equip blank	8/10/2012	Organic	Isophorone	n/a	<	0.21	µg/L	EPA 625	0.21	1			
2012/13-PRE	Blank (HNO3,me	equip blank	8/10/2012	Organic	Naphthalene	n/a	<	0.49	µg/L	EPA 625	0.49	1			
2012/13-PRE	bing Blank (distille	equip blank	8/10/2012	Organic	Naphthalene	n/a	<	0.49	µg/L	EPA 625	0.49	1			
2012/13-PRE	Blank (HNO3,me	equip blank	8/10/2012	Organic	Nitrobenzene	n/a	<	0.36	µg/L	EPA 625	0.36	1			IL
2012/13-PRE	Lab	LCS	8/9/2012	Organic	Nitrobenzene	n/a	=	27.8	µg/L	EPA 625	0.36	1			
2012/13-PRE	Lab	LCS dup	8/9/2012	Organic	Nitrobenzene	n/a	=	38.4	µg/L	EPA 625	0.36	1			
2012/13-PRE	Lab	LCS dup, rec	8/9/2012	Organic	Nitrobenzene	n/a	=	77	%	EPA 625	-88	-88	35	180	
2012/13-PRE	Lab	LCS, rec	8/9/2012	Organic	Nitrobenzene	n/a	=	56	%	EPA 625	-88	-88	35	180	
2012/13-PRE	Lab	LCS, RPD	8/9/2012	Organic	Nitrobenzene	n/a	=	32	%	EPA 625	-88	-88	0	30	IL
2012/13-PRE	Lab	method blank	8/9/2012	Organic	Nitrobenzene	n/a	<	0.36	µg/L	EPA 625	0.36	1			
2012/13-PRE	bing Blank (distille	equip blank	8/10/2012	Organic	Nitrobenzene	n/a	<	0.36	µg/L	EPA 625	0.36	1			IL
2012/13-PRE	Blank (HNO3,me	srgt equip blank	8/10/2012	Organic	Nitrobenzene-d5	n/a	=	43.7	µg/L	EPA 625	-88	-88			
2012/13-PRE	Blank (HNO3,me	srgt equip blank, rec	8/10/2012	Organic	Nitrobenzene-d5	n/a	=	87	%	EPA 625	-88	-88	34	139	
2012/13-PRE	Lab	srgt LCS	8/9/2012	Organic	Nitrobenzene-d5	n/a	=	27	µg/L	EPA 625	-88	-88			
2012/13-PRE	Lab	srgt LCS dup	8/9/2012	Organic	Nitrobenzene-d5	n/a	=	36.2	µg/L	EPA 625	-88	-88			
2012/13-PRE	Lab	srgt LCS dup, rec	8/9/2012	Organic	Nitrobenzene-d5	n/a	=	72	%	EPA 625	-88	-88	34	139	
2012/13-PRE	Lab	srgt LCS, rec	8/9/2012	Organic	Nitrobenzene-d5	n/a	=	54	%	EPA 625	-88	-88	34	139	
2012/13-PRE	Lab	srgt method blank	8/9/2012	Organic	Nitrobenzene-d5	n/a	=	25.8	µg/L	EPA 625	-88	-88			
2012/13-PRE	Lab	srgt method blank, rec	8/9/2012	Organic	Nitrobenzene-d5	n/a	=	52	%	EPA 625	-88	-88	34	139	
2012/13-PRE	bing Blank (distille	srgt equip blank	8/10/2012	Organic	Nitrobenzene-d5	n/a	=	49.2	µg/L	EPA 625	-88	-88			
2012/13-PRE	bing Blank (distille	srgt equip blank, rec	8/10/2012	Organic	Nitrobenzene-d5	n/a	=	88	%	EPA 625	-88	-88	34	139	
2012/13-PRE	Blank (HNO3,me	equip blank	8/10/2012	Organic	N-Nitrosodimethylamine	n/a	<	0.14	µg/L	EPA 625	0.14	1			
2012/13-PRE	Lab	LCS	8/9/2012	Organic	N-Nitrosodimethylamine	n/a	=	13.5	µg/L	EPA 625	0.14	1			
2012/13-PRE	Lab	LCS dup	8/9/2012	Organic	N-Nitrosodimethylamine	n/a	=	18.2	µg/L	EPA 625	0.14	1			
2012/13-PRE	Lab	LCS dup, rec	8/9/2012	Organic	N-Nitrosodimethylamine	n/a	=	36	%	EPA 625	-88	-88	27	78	
2012/13-PRE	Lab	LCS, rec	8/9/2012	Organic	N-Nitrosodimethylamine	n/a	=	27	%	EPA 625	-88	-88	27	78	
2012/13-PRE	Lab	LCS, RPD	8/9/2012	Organic	N-Nitrosodimethylamine	n/a	=	30	%	EPA 625	-88	-88	0	30	
2012/13-PRE	Lab	method blank	8/9/2012	Organic	N-Nitrosodimethylamine	n/a	<	0.14	µg/L	EPA 625	0.14	1			
2012/13-PRE	bing Blank (distille	equip blank	8/10/2012	Organic	N-Nitrosodimethylamine	n/a	<	0.14	µg/L	EPA 625	0.14	1			
2012/13-PRE	Blank (HNO3,me	equip blank	8/10/2012	Organic	N-Nitrosodi-N-propylamine	n/a	<	0.26	µg/L	EPA 625	0.26	1			
2012/13-PRE	Lab	LCS	8/9/2012	Organic	N-Nitrosodi-N-propylamine	n/a	=	29	µg/L	EPA 625	0.26	1			
2012/13-PRE	Lab	LCS dup	8/9/2012	Organic	N-Nitrosodi-N-propylamine	n/a	=	39.3	µg/L	EPA 625	0.26	1			
2012/13-PRE	Lab	LCS dup, rec	8/9/2012	Organic	N-Nitrosodi-N-propylamine	n/a	=	79	%	EPA 625	-88	-88	0.1	230	
2012/13-PRE	Lab	LCS, rec	8/9/2012	Organic	N-Nitrosodi-N-propylamine	n/a	=	58	%	EPA 625	-88	-88	0.1	230	
2012/13-PRE	Lab	LCS, RPD	8/9/2012	Organic	N-Nitrosodi-N-propylamine	n/a	=	30	%	EPA 625	-88	-88	0	30	
2012/13-PRE	Lab	method blank	8/9/2012	Organic	N-Nitrosodi-N-propylamine	n/a	<	0.26	µg/L	EPA 625	0.26	1			
2012/13-PRE	bing Blank (distille	equip blank	8/10/2012	Organic	N-Nitrosodi-N-propylamine	n/a	<	0.26	µg/L	EPA 625	0.26	1			
2012/13-PRE	Blank (HNO3,me	equip blank	8/10/2012	Organic	N-Nitrosodiphenylamine	n/a	<	0.19	µg/L	EPA 625	0.19	1			
2012/13-PRE	Lab	LCS	8/9/2012	Organic	N-Nitrosodiphenylamine	n/a	=	32.9	µg/L	EPA 625	0.19	1			

Appendix F
Laboratory QA/QC Analysis Results

Event ID	Site ID	QAQC Sample Type	Analysis Date	Classification	Constituent	Fraction	Sign	Result	Units	Method	MDL	RL	QA Limit		DQOComp
													Min	Max	
2012/13-PRE	Lab	LCS dup	8/9/2012	Organic	N-Nitrosodiphenylamine	n/a	=	34	µg/L	EPA 625	0.19	1			
2012/13-PRE	Lab	LCS dup, rec	8/9/2012	Organic	N-Nitrosodiphenylamine	n/a	=	68	%	EPA 625	-88	-88	48	129	
2012/13-PRE	Lab	LCS, rec	8/9/2012	Organic	N-Nitrosodiphenylamine	n/a	=	66	%	EPA 625	-88	-88	48	129	
2012/13-PRE	Lab	LCS, RPD	8/9/2012	Organic	N-Nitrosodiphenylamine	n/a	=	3	%	EPA 625	-88	-88	0	30	
2012/13-PRE	Lab	method blank	8/9/2012	Organic	N-Nitrosodiphenylamine	n/a	<	0.19	µg/L	EPA 625	0.19	1			
2012/13-PRE	bing Blank (distille	equip blank	8/10/2012	Organic	N-Nitrosodiphenylamine	n/a	<	0.19	µg/L	EPA 625	0.19	1			
2012/13-PRE	Blank (HNO3,me	equip blank	8/10/2012	Organic	Phenanthrene	n/a	<	0.32	µg/L	EPA 625	0.32	1			
2012/13-PRE	bing Blank (distille	equip blank	8/10/2012	Organic	Phenanthrene	n/a	<	0.32	µg/L	EPA 625	0.32	1			
2012/13-PRE	Blank (HNO3,me	equip blank	8/10/2012	Organic	Phenol	n/a	<	0.16	µg/L	EPA 625	0.16	1			
2012/13-PRE	bing Blank (distille	equip blank	8/10/2012	Organic	Phenol	n/a	<	0.16	µg/L	EPA 625	0.16	1			
2012/13-PRE	Blank (HNO3,me	srgt equip blank	8/10/2012	Organic	Phenol-d5	n/a	=	30.8	µg/L	EPA 625	-88	-88			
2012/13-PRE	Blank (HNO3,me	srgt equip blank, rec	8/10/2012	Organic	Phenol-d5	n/a	=	31	%	EPA 625	-88	-88	2	70	
2012/13-PRE	Lab	srgt LCS	8/9/2012	Organic	Phenol-d5	n/a	=	21.8	µg/L	EPA 625	-88	-88			
2012/13-PRE	Lab	srgt LCS dup	8/9/2012	Organic	Phenol-d5	n/a	=	25.7	µg/L	EPA 625	-88	-88			
2012/13-PRE	Lab	srgt LCS dup, rec	8/9/2012	Organic	Phenol-d5	n/a	=	26	%	EPA 625	-88	-88	2	70	
2012/13-PRE	Lab	srgt LCS, rec	8/9/2012	Organic	Phenol-d5	n/a	=	22	%	EPA 625	-88	-88	2	70	
2012/13-PRE	Lab	srgt method blank	8/9/2012	Organic	Phenol-d5	n/a	=	17.9	µg/L	EPA 625	-88	-88			
2012/13-PRE	Lab	srgt method blank, rec	8/9/2012	Organic	Phenol-d5	n/a	=	18	%	EPA 625	-88	-88	2	70	
2012/13-PRE	bing Blank (distille	srgt equip blank	8/10/2012	Organic	Phenol-d5	n/a	=	38.6	µg/L	EPA 625	-88	-88			
2012/13-PRE	bing Blank (distille	srgt equip blank, rec	8/10/2012	Organic	Phenol-d5	n/a	=	34	%	EPA 625	-88	-88	2	70	
2012/13-PRE	Blank (HNO3,me	srgt equip blank	8/10/2012	Organic	p-Terphenyl-d14	n/a	=	48.6	µg/L	EPA 625	-88	-88			
2012/13-PRE	Blank (HNO3,me	srgt equip blank, rec	8/10/2012	Organic	p-Terphenyl-d14	n/a	=	97	%	EPA 625	-88	-88	6	145	
2012/13-PRE	Lab	srgt LCS	8/9/2012	Organic	p-Terphenyl-d14	n/a	=	47.6	µg/L	EPA 625	-88	-88			
2012/13-PRE	Lab	srgt LCS dup	8/9/2012	Organic	p-Terphenyl-d14	n/a	=	50.5	µg/L	EPA 625	-88	-88			
2012/13-PRE	Lab	srgt LCS dup, rec	8/9/2012	Organic	p-Terphenyl-d14	n/a	=	101	%	EPA 625	-88	-88	6	145	
2012/13-PRE	Lab	srgt LCS, rec	8/9/2012	Organic	p-Terphenyl-d14	n/a	=	95	%	EPA 625	-88	-88	6	145	
2012/13-PRE	Lab	srgt method blank	8/9/2012	Organic	p-Terphenyl-d14	n/a	=	35.4	µg/L	EPA 625	-88	-88			
2012/13-PRE	Lab	srgt method blank, rec	8/9/2012	Organic	p-Terphenyl-d14	n/a	=	71	%	EPA 625	-88	-88	6	145	
2012/13-PRE	bing Blank (distille	srgt equip blank	8/10/2012	Organic	p-Terphenyl-d14	n/a	=	54	µg/L	EPA 625	-88	-88			
2012/13-PRE	bing Blank (distille	srgt equip blank, rec	8/10/2012	Organic	p-Terphenyl-d14	n/a	=	96	%	EPA 625	-88	-88	6	145	
2012/13-PRE	Blank (HNO3,me	equip blank	8/10/2012	Organic	Pyrene	n/a	<	0.25	µg/L	EPA 625	0.25	1			
2012/13-PRE	bing Blank (distille	equip blank	8/10/2012	Organic	Pyrene	n/a	<	0.25	µg/L	EPA 625	0.25	1			
2012/13-PRE	Blank (HNO3,me	equip blank	8/10/2012	Pesticide	Pentachlorophenol	n/a	<	0.19	µg/L	EPA 625	0.19	1			
2012/13-PRE	bing Blank (distille	equip blank	8/10/2012	Pesticide	Pentachlorophenol	n/a	<	0.19	µg/L	EPA 625	0.19	1			
2012/13-PRE2	000NONPJ	matrix spike	9/6/2012	Metal	Copper	Total	=	48.5	µg/L	EPA 200.8	0.27	0.5			
2012/13-PRE2	000NONPJ	matrix spike	9/6/2012	Metal	Copper	Total	=	46.8	µg/L	EPA 200.8	0.27	0.5			
2012/13-PRE2	000NONPJ	matrix spike dup	9/6/2012	Metal	Copper	Total	=	46.9	µg/L	EPA 200.8	0.27	0.5			
2012/13-PRE2	000NONPJ	matrix spike dup	9/6/2012	Metal	Copper	Total	=	47.9	µg/L	EPA 200.8	0.27	0.5			
2012/13-PRE2	000NONPJ	matrix spike dup, rec	9/6/2012	Metal	Copper	Total	=	90	%	EPA 200.8	-88	-88	70	130	
2012/13-PRE2	000NONPJ	matrix spike dup, rec	9/6/2012	Metal	Copper	Total	=	90	%	EPA 200.8	-88	-88	70	130	
2012/13-PRE2	000NONPJ	matrix spike, rec	9/6/2012	Metal	Copper	Total	=	91	%	EPA 200.8	-88	-88	70	130	
2012/13-PRE2	000NONPJ	matrix spike, rec	9/6/2012	Metal	Copper	Total	=	90	%	EPA 200.8	-88	-88	70	130	
2012/13-PRE2	000NONPJ	matrix spike, RPD	9/6/2012	Metal	Copper	Total	=	1	%	EPA 200.8	-88	-88	0	30	
2012/13-PRE2	000NONPJ	matrix spike, RPD	9/6/2012	Metal	Copper	Total	=	0.3	%	EPA 200.8	-88	-88	0	30	
2012/13-PRE2	Lab	LCS	9/5/2012	Metal	Copper	Total	=	53	µg/L	EPA 200.8	0.27	0.5			
2012/13-PRE2	Lab	LCS, rec	9/5/2012	Metal	Copper	Total	=	106	%	EPA 200.8	-88	-88	85	115	
2012/13-PRE2	Lab	method blank	9/5/2012	Metal	Copper	Total	<	0.27	µg/L	EPA 200.8	0.27	0.5			

Appendix F
Laboratory QA/QC Analysis Results

Event ID	Site ID	QAQC Sample Type	Analysis Date	Classification	Constituent	Fraction	Sign	Result	Units	Method	MDL	RL	QA Limit		DQOComp
													Min	Max	
2012/13-PRE2	Tubing Blank	equip blank	9/5/2012	Metal	Copper	Total	<	0.27	µg/L	EPA 200.8	0.27	0.5			
2012/13-PRE2	Tubing Blank	equip blank	9/5/2012	Metal	Copper	Total	<	0.27	µg/L	EPA 200.8	0.27	0.5			
2012/13-PRE2	bing Blank (distille	equip blank	9/5/2012	Metal	Copper	Total	=	0.6	µg/L	EPA 200.8	0.27	0.5			
2012/13-PRE2	bing Blank (distille	equip blank	9/5/2012	Metal	Copper	Total	=	0.64	µg/L	EPA 200.8	0.27	0.5			
2013-DRY	Lab	method blank	8/22/2013	Cation	Calcium	Total	<	0.016	mg/L	EPA 200.7	0.016	0.1			
2013-DRY	Lab	LCS	8/22/2013	Cation	Calcium	Total	=	49.5	mg/L	EPA 200.7	0.016	0.1			
2013-DRY	Lab	LCS, rec	8/22/2013	Cation	Calcium	Total	=	99	%	EPA 200.7	-88	-88	85	115	
2013-DRY	MO-CAM	matrix spike	8/22/2013	Cation	Calcium	Total	=	185	mg/L	EPA 200.7	0.016	0.1			
2013-DRY	MO-CAM	matrix spike, rec	8/22/2013	Cation	Calcium	Total	=	86	%	EPA 200.7	-88	-88	70	130	
2013-DRY	MO-CAM	matrix spike dup	8/22/2013	Cation	Calcium	Total	=	186	mg/L	EPA 200.7	0.016	0.1			
2013-DRY	MO-CAM	matrix spike dup, rec	8/22/2013	Cation	Calcium	Total	=	89	%	EPA 200.7	-88	-88	70	130	
2013-DRY	MO-CAM	matrix spike, RPD	8/22/2013	Cation	Calcium	Total	=	0.9	%	EPA 200.7	-88	-88	0	30	
2013-DRY	MO-SPA	matrix spike	8/22/2013	Cation	Calcium	Total	=	183	mg/L	EPA 200.7	0.016	0.1			
2013-DRY	MO-SPA	matrix spike, rec	8/22/2013	Cation	Calcium	Total	=	86	%	EPA 200.7	-88	-88	70	130	
2013-DRY	MO-SPA	matrix spike dup	8/22/2013	Cation	Calcium	Total	=	189	mg/L	EPA 200.7	0.016	0.1			
2013-DRY	MO-SPA	matrix spike dup, rec	8/22/2013	Cation	Calcium	Total	=	98	%	EPA 200.7	-88	-88	70	130	
2013-DRY	MO-SPA	matrix spike, RPD	8/22/2013	Cation	Calcium	Total	=	3	%	EPA 200.7	-88	-88	0	30	
2013-DRY	Lab	method blank	8/22/2013	Cation	Magnesium	Total	<	0.012	mg/L	EPA 200.7	0.012	0.1			
2013-DRY	Lab	LCS	8/22/2013	Cation	Magnesium	Total	=	48.1	mg/L	EPA 200.7	0.012	0.1			
2013-DRY	Lab	LCS, rec	8/22/2013	Cation	Magnesium	Total	=	96	%	EPA 200.7	-88	-88	85	115	
2013-DRY	MO-CAM	matrix spike	8/22/2013	Cation	Magnesium	Total	=	64.6	mg/L	EPA 200.7	0.012	0.1			
2013-DRY	MO-CAM	matrix spike, rec	8/22/2013	Cation	Magnesium	Total	=	97	%	EPA 200.7	-88	-88	70	130	
2013-DRY	MO-CAM	matrix spike dup	8/22/2013	Cation	Magnesium	Total	=	64.8	mg/L	EPA 200.7	0.012	0.1			
2013-DRY	MO-CAM	matrix spike dup, rec	8/22/2013	Cation	Magnesium	Total	=	97	%	EPA 200.7	-88	-88	70	130	
2013-DRY	MO-CAM	matrix spike, RPD	8/22/2013	Cation	Magnesium	Total	=	0.3	%	EPA 200.7	-88	-88	0	30	
2013-DRY	MO-SPA	matrix spike	8/22/2013	Cation	Magnesium	Total	=	92.5	mg/L	EPA 200.7	0.012	0.1			
2013-DRY	MO-SPA	matrix spike, rec	8/22/2013	Cation	Magnesium	Total	=	95	%	EPA 200.7	-88	-88	70	130	
2013-DRY	MO-SPA	matrix spike dup	8/22/2013	Cation	Magnesium	Total	=	92.6	mg/L	EPA 200.7	0.012	0.1			
2013-DRY	MO-SPA	matrix spike dup, rec	8/22/2013	Cation	Magnesium	Total	=	95	%	EPA 200.7	-88	-88	70	130	
2013-DRY	MO-SPA	matrix spike, RPD	8/22/2013	Cation	Magnesium	Total	=	0.07	%	EPA 200.7	-88	-88	0	30	
2013-DRY	000NONPJ	matrix spike	8/28/2013	Conventional	Total Organic Carbon	n/a	=	5.43	mg/L	SM 5310 C	0.009	0.3			QAX
2013-DRY	000NONPJ	matrix spike dup	8/28/2013	Conventional	Total Organic Carbon	n/a	=	5.65	mg/L	SM 5310 C	0.009	0.3			QAX
2013-DRY	000NONPJ	matrix spike dup, rec	8/28/2013	Conventional	Total Organic Carbon	n/a	=	103	%	SM 5310 C	-88	-88	77	114	QAX
2013-DRY	000NONPJ	matrix spike, rec	8/28/2013	Conventional	Total Organic Carbon	n/a	=	99	%	SM 5310 C	-88	-88	77	114	QAX
2013-DRY	000NONPJ	matrix spike, RPD	8/28/2013	Conventional	Total Organic Carbon	n/a	=	4	%	SM 5310 C	-88	-88	0	10	QAX
2013-DRY	Lab	LCS	8/19/2013	Conventional	Total Organic Carbon	n/a	=	5.01	mg/L	SM 5310 C	0.009	0.3			
2013-DRY	Lab	LCS, rec	8/19/2013	Conventional	Total Organic Carbon	n/a	=	100	%	SM 5310 C	-88	-88	85	115	
2013-DRY	Lab	method blank	8/19/2013	Conventional	Total Organic Carbon	n/a	DNQ	0.017	mg/L	SM 5310 C	0.009	0.3			
2013-DRY	Lab	LCS	8/28/2013	Conventional	Total Organic Carbon	n/a	=	4.97	mg/L	SM 5310 C	0.009	0.3			
2013-DRY	Lab	LCS, rec	8/28/2013	Conventional	Total Organic Carbon	n/a	=	99	%	SM 5310 C	-88	-88	85	115	
2013-DRY	Lab	method blank	8/28/2013	Conventional	Total Organic Carbon	n/a	<	0.009	mg/L	SM 5310 C	0.009	0.3			
2013-DRY	MO-CAM	matrix spike	8/19/2013	Conventional	Total Organic Carbon	n/a	=	48.6	mg/L	SM 5310 C	0.045	1.5			D
2013-DRY	MO-CAM	matrix spike dup	8/19/2013	Conventional	Total Organic Carbon	n/a	=	49.5	mg/L	SM 5310 C	0.045	1.5			D
2013-DRY	MO-CAM	matrix spike dup, rec	8/19/2013	Conventional	Total Organic Carbon	n/a	=	113	%	SM 5310 C	-88	-88	77	114	D
2013-DRY	MO-CAM	matrix spike, rec	8/19/2013	Conventional	Total Organic Carbon	n/a	=	110	%	SM 5310 C	-88	-88	77	114	D
2013-DRY	MO-CAM	matrix spike, RPD	8/19/2013	Conventional	Total Organic Carbon	n/a	=	2	%	SM 5310 C	-88	-88	0	10	D
2013-DRY	DRY-HUE3	matrix spike	8/24/2013	Metal	Copper	Dissolved	=	41.8	µg/L	EPA 200.8	0.036	0.5			

Appendix F
Laboratory QA/QC Analysis Results

Event ID	Site ID	QAQC Sample Type	Analysis Date	Classification	Constituent	Fraction	Sign	Result	Units	Method	MDL	RL	QA Limit		DQOComp
													Min	Max	
2013-DRY	DRY-HUE3	matrix spike, rec	8/24/2013	Metal	Copper	Dissolved	=	83	%	EPA 200.8	-88	-88	70	130	
2013-DRY	DRY-HUE3	matrix spike dup	8/24/2013	Metal	Copper	Dissolved	=	42.6	µg/L	EPA 200.8	0.036	0.5			
2013-DRY	DRY-HUE3	matrix spike dup, rec	8/24/2013	Metal	Copper	Dissolved	=	85	%	EPA 200.8	-88	-88	70	130	
2013-DRY	DRY-HUE3	matrix spike, RPD	8/24/2013	Metal	Copper	Dissolved	=	2	%	EPA 200.8	-88	-88	0	30	
2013-DRY	Lab	LCS	8/23/2013	Metal	Copper	Dissolved	=	52.5	µg/L	EPA 200.8	0.036	0.5			
2013-DRY	Lab	LCS, rec	8/23/2013	Metal	Copper	Dissolved	=	105	%	EPA 200.8	-88	-88	85	115	
2013-DRY	Lab	method blank	8/23/2013	Metal	Copper	Dissolved	DNQ	0.1	µg/L	EPA 200.8	0.036	0.5			
2013-DRY	MO-SIM	matrix spike	8/24/2013	Metal	Copper	Dissolved	=	41.8	µg/L	EPA 200.8	0.036	0.5			
2013-DRY	MO-SIM	matrix spike, rec	8/24/2013	Metal	Copper	Dissolved	=	83	%	EPA 200.8	-88	-88	70	130	
2013-DRY	MO-SIM	matrix spike dup	8/24/2013	Metal	Copper	Dissolved	=	42.4	µg/L	EPA 200.8	0.036	0.5			
2013-DRY	MO-SIM	matrix spike dup, rec	8/24/2013	Metal	Copper	Dissolved	=	84	%	EPA 200.8	-88	-88	70	130	
2013-DRY	MO-SIM	matrix spike, RPD	8/24/2013	Metal	Copper	Dissolved	=	1	%	EPA 200.8	-88	-88	0	30	
2013-DRY	DRY-HUE3	matrix spike	8/24/2013	Metal	Lead	Dissolved	=	51.3	µg/L	EPA 200.8	0.024	0.2			
2013-DRY	DRY-HUE3	matrix spike, rec	8/24/2013	Metal	Lead	Dissolved	=	103	%	EPA 200.8	-88	-88	70	130	
2013-DRY	DRY-HUE3	matrix spike dup	8/24/2013	Metal	Lead	Dissolved	=	50.9	µg/L	EPA 200.8	0.024	0.2			
2013-DRY	DRY-HUE3	matrix spike dup, rec	8/24/2013	Metal	Lead	Dissolved	=	102	%	EPA 200.8	-88	-88	70	130	
2013-DRY	DRY-HUE3	matrix spike, RPD	8/24/2013	Metal	Lead	Dissolved	=	0.9	%	EPA 200.8	-88	-88	0	30	
2013-DRY	Lab	LCS	8/23/2013	Metal	Lead	Dissolved	=	51.1	µg/L	EPA 200.8	0.024	0.2			
2013-DRY	Lab	LCS, rec	8/23/2013	Metal	Lead	Dissolved	=	102	%	EPA 200.8	-88	-88	85	115	
2013-DRY	Lab	method blank	8/23/2013	Metal	Lead	Dissolved	<	0.024	µg/L	EPA 200.8	0.024	0.2			
2013-DRY	MO-SIM	matrix spike	8/24/2013	Metal	Lead	Dissolved	=	51.3	µg/L	EPA 200.8	0.024	0.2			
2013-DRY	MO-SIM	matrix spike, rec	8/24/2013	Metal	Lead	Dissolved	=	103	%	EPA 200.8	-88	-88	70	130	
2013-DRY	MO-SIM	matrix spike dup	8/24/2013	Metal	Lead	Dissolved	=	51.8	µg/L	EPA 200.8	0.024	0.2			
2013-DRY	MO-SIM	matrix spike dup, rec	8/24/2013	Metal	Lead	Dissolved	=	104	%	EPA 200.8	-88	-88	70	130	
2013-DRY	MO-SIM	matrix spike, RPD	8/24/2013	Metal	Lead	Dissolved	=	1	%	EPA 200.8	-88	-88	0	30	
2013-DRY	DRY-HUE3	matrix spike	8/24/2013	Metal	Zinc	Dissolved	=	48.1	µg/L	EPA 200.8	0.5	5			
2013-DRY	DRY-HUE3	matrix spike, rec	8/24/2013	Metal	Zinc	Dissolved	=	91	%	EPA 200.8	-88	-88	70	130	
2013-DRY	DRY-HUE3	matrix spike dup	8/24/2013	Metal	Zinc	Dissolved	=	48.3	µg/L	EPA 200.8	0.5	5			
2013-DRY	DRY-HUE3	matrix spike dup, rec	8/24/2013	Metal	Zinc	Dissolved	=	92	%	EPA 200.8	-88	-88	70	130	
2013-DRY	DRY-HUE3	matrix spike, RPD	8/24/2013	Metal	Zinc	Dissolved	=	0.4	%	EPA 200.8	-88	-88	0	30	
2013-DRY	Lab	LCS	8/23/2013	Metal	Zinc	Dissolved	=	55.1	µg/L	EPA 200.8	0.5	5			
2013-DRY	Lab	LCS, rec	8/23/2013	Metal	Zinc	Dissolved	=	110	%	EPA 200.8	-88	-88	85	115	
2013-DRY	Lab	method blank	8/23/2013	Metal	Zinc	Dissolved	DNQ	2.51	µg/L	EPA 200.8	0.5	5			
2013-DRY	MO-SIM	matrix spike	8/24/2013	Metal	Zinc	Dissolved	=	47.4	µg/L	EPA 200.8	0.5	5			
2013-DRY	MO-SIM	matrix spike, rec	8/24/2013	Metal	Zinc	Dissolved	=	89	%	EPA 200.8	-88	-88	70	130	
2013-DRY	MO-SIM	matrix spike dup	8/24/2013	Metal	Zinc	Dissolved	=	47.5	µg/L	EPA 200.8	0.5	5			
2013-DRY	MO-SIM	matrix spike dup, rec	8/24/2013	Metal	Zinc	Dissolved	=	90	%	EPA 200.8	-88	-88	70	130	
2013-DRY	MO-SIM	matrix spike, RPD	8/24/2013	Metal	Zinc	Dissolved	=	0.3	%	EPA 200.8	-88	-88	0	30	

Appendix G. Laboratory Environmental Analysis Results

Appendix G
Laboratory Environmental Analysis Results

Site ID	Event	Event Type	Sample Date	Analysis Date	Constituent	Fraction	Sign	Result	Units	Method	MDL	Reporting Limit	Analyzing Laboratory	Qualifier
DRY-HUE3	2013-DRY	Dry	8/12/2013 10:35:00 AM	8/13/2013 9:30:00 AM	E. Coli	n/a	=	14136	MPN/100 mL	MMO-MUG	10	10	VCHCA	
DRY-HUE3	2013-DRY	Dry	8/12/2013 10:35:00 AM	8/13/2013 9:30:00 AM	Total Coliform	n/a	=	88200	MPN/100 mL	MMO-MUG	1000	1000	VCHCA	
DRY-HUE3	2013-DRY	Dry	8/12/2013 10:35:00 AM	8/22/2013 12:09:00 PM	Calcium	Total	=	249	mg/L	EPA 200.7	0.016	0.1	WKL	
DRY-HUE3	2013-DRY	Dry	8/12/2013 10:35:00 AM	8/22/2013 12:09:00 PM	Magnesium	Total	=	89.7	mg/L	EPA 200.7	0.012	0.1	WKL	
DRY-HUE3	2013-DRY	Dry	8/12/2013 10:35:00 AM	8/12/2013 10:35:00 AM	Conductivity	n/a	=	2918	µmhos/cm	Field Meter	-88	1	Field Crew	
DRY-HUE3	2013-DRY	Dry	8/12/2013 10:35:00 AM	8/12/2013 10:35:00 AM	Discharge	n/a	=	0.08	cfs	Field Estimate	-88	-88	Field Crew	
DRY-HUE3	2013-DRY	Dry	8/12/2013 10:35:00 AM	8/12/2013 10:35:00 AM	DO	n/a	=	2.73	mg/L	Field Meter	-88	0.3	Field Crew	
DRY-HUE3	2013-DRY	Dry	8/12/2013 10:35:00 AM	8/12/2013 10:35:00 AM	DO	n/a	=	29.1	%	Field Meter	-88	0.1	Field Crew	
DRY-HUE3	2013-DRY	Dry	8/12/2013 10:35:00 AM	8/22/2013 12:09:00 PM	Hardness as CaCO3	Total	=	991	mg/L	EPA 200.7	0.0894	0.662	WKL	
DRY-HUE3	2013-DRY	Dry	8/12/2013 10:35:00 AM	8/12/2013 10:35:00 AM	pH	n/a	=	7.26	pH Units	Field Meter	-88	0.01	Field Crew	
DRY-HUE3	2013-DRY	Dry	8/12/2013 10:35:00 AM	8/12/2013 10:35:00 AM	Salinity	n/a	=	1700	mg/L	Field Meter	-88	100	Field Crew	
DRY-HUE3	2013-DRY	Dry	8/12/2013 10:35:00 AM	8/12/2013 10:35:00 AM	Specific Conductance	n/a	=	3264	µmhos/cm	Field Meter	-88	1	Field Crew	
DRY-HUE3	2013-DRY	Dry	8/12/2013 10:35:00 AM	8/12/2013 10:35:00 AM	Temperature	n/a	=	19.5	°C	Field Meter	-88	0.1	Field Crew	
DRY-HUE3	2013-DRY	Dry	8/12/2013 10:35:00 AM	8/19/2013 7:05:00 PM	Total Organic Carbon	n/a	=	5.2	mg/L	SM 5310 C	0.036	1.2	WKL	D
DRY-HUE3	2013-DRY	Dry	8/12/2013 10:35:00 AM	8/12/2013 10:35:00 AM	Turbidity	n/a	=	21.7	NTU	Field Meter	-88	0.01	Field Crew	
DRY-HUE3	2013-DRY	Dry	8/12/2013 10:35:00 AM	8/23/2013 11:45:00 PM	Copper	Dissolved	DNQ	0.23	µg/L	EPA 200.8	0.036	0.5	WKL	
DRY-HUE3	2013-DRY	Dry	8/12/2013 10:35:00 AM	8/23/2013 11:45:00 PM	Lead	Dissolved	<	0.024	µg/L	EPA 200.8	0.024	0.2	WKL	
DRY-HUE3	2013-DRY	Dry	8/12/2013 10:35:00 AM	8/23/2013 11:45:00 PM	Zinc	Dissolved	DNQ	2.5	µg/L	EPA 200.8	0.5	5	WKL	
DRY-UNI4	2013-DRY	Dry	8/13/2013 12:00:00 PM	8/14/2013 9:00:00 AM	E. Coli	n/a	=	12033	MPN/100 mL	MMO-MUG	10	10	VCHCA	
DRY-UNI4	2013-DRY	Dry	8/13/2013 12:00:00 PM	8/14/2013 9:00:00 AM	Total Coliform	n/a	=	410600	MPN/100 mL	MMO-MUG	1000	1000	VCHCA	
DRY-UNI4	2013-DRY	Dry	8/13/2013 12:00:00 PM	8/22/2013 12:19:00 PM	Calcium	Total	=	72.6	mg/L	EPA 200.7	0.016	0.1	WKL	
DRY-UNI4	2013-DRY	Dry	8/13/2013 12:00:00 PM	8/22/2013 12:19:00 PM	Magnesium	Total	=	81.5	mg/L	EPA 200.7	0.012	0.1	WKL	
DRY-UNI4	2013-DRY	Dry	8/13/2013 12:00:00 PM	8/13/2013 12:00:00 PM	Conductivity	n/a	=	1182	µmhos/cm	Field Meter	-88	1	Field Crew	
DRY-UNI4	2013-DRY	Dry	8/13/2013 12:00:00 PM	8/13/2013 12:00:00 PM	Discharge	n/a	=	0.02	cfs	Field Estimate	-88	-88	Field Crew	
DRY-UNI4	2013-DRY	Dry	8/13/2013 12:00:00 PM	8/13/2013 12:00:00 PM	DO	n/a	=	97.3	%	Field Meter	-88	0.1	Field Crew	
DRY-UNI4	2013-DRY	Dry	8/13/2013 12:00:00 PM	8/13/2013 12:00:00 PM	DO	n/a	=	8.88	mg/L	Field Meter	-88	0.3	Field Crew	
DRY-UNI4	2013-DRY	Dry	8/13/2013 12:00:00 PM	8/22/2013 12:19:00 PM	Hardness as CaCO3	Total	=	517	mg/L	EPA 200.7	0.0894	0.662	WKL	
DRY-UNI4	2013-DRY	Dry	8/13/2013 12:00:00 PM	8/13/2013 12:00:00 PM	pH	n/a	=	8.26	pH Units	Field Meter	-88	0.01	Field Crew	
DRY-UNI4	2013-DRY	Dry	8/13/2013 12:00:00 PM	8/13/2013 12:00:00 PM	Salinity	n/a	=	700	mg/L	Field Meter	-88	100	Field Crew	
DRY-UNI4	2013-DRY	Dry	8/13/2013 12:00:00 PM	8/13/2013 12:00:00 PM	Specific Conductance	n/a	=	1322	µmhos/cm	Field Meter	-88	1	Field Crew	
DRY-UNI4	2013-DRY	Dry	8/13/2013 12:00:00 PM	8/13/2013 12:00:00 PM	Temperature	n/a	=	19.4	°C	Field Meter	-88	0.1	Field Crew	
DRY-UNI4	2013-DRY	Dry	8/13/2013 12:00:00 PM	8/28/2013 1:42:00 PM	Total Organic Carbon	n/a	=	16	mg/L	SM 5310 C	0.09	3	WKL	D
DRY-UNI4	2013-DRY	Dry	8/13/2013 12:00:00 PM	8/13/2013 12:00:00 PM	Turbidity	n/a	=	3.35	NTU	Field Meter	-88	0.01	Field Crew	
DRY-UNI4	2013-DRY	Dry	8/13/2013 12:00:00 PM	8/24/2013 12:42:00 AM	Copper	Dissolved	=	7.4	µg/L	EPA 200.8	0.036	0.5	WKL	
DRY-UNI4	2013-DRY	Dry	8/13/2013 12:00:00 PM	8/24/2013 12:42:00 AM	Lead	Dissolved	<	0.024	µg/L	EPA 200.8	0.024	0.2	WKL	
DRY-UNI4	2013-DRY	Dry	8/13/2013 12:00:00 PM	8/24/2013 12:42:00 AM	Zinc	Dissolved	DNQ	3.8	µg/L	EPA 200.8	0.5	5	WKL	
ME-CC	2012/13-2	Wet	11/17/2012 11:05:00 AM	11/18/2012 7:56:00 AM	E. Coli	n/a	=	11199	MPN/100 mL	MMO-MUG	10	10	VCHCA	
ME-CC	2012/13-2	Wet	11/17/2012 11:05:00 AM	11/18/2012 1:14:00 PM	Enterococcus	n/a	=	5794	MPN/100 mL	Enterolert	10	10	VCHCA	
ME-CC	2012/13-2	Wet	11/17/2012 11:05:00 AM	11/21/2012 1:08:00 PM	Fecal Coliform	n/a	=	16000	MPN/100 mL	SM 9221 E	2	2	VCHCA	
ME-CC	2012/13-2	Wet	11/17/2012 11:05:00 AM	11/18/2012 7:56:00 AM	Total Coliform	n/a	=	260200	MPN/100 mL	MMO-MUG	1000	1000	VCHCA	
ME-CC	2012/13-2	Wet	11/17/2012 11:05:00 AM	11/17/2012 11:05:00 AM	Conductivity	n/a	=	1095	µmhos/cm	Field Meter	-88	1	Field Crew	
ME-CC	2012/13-2	Wet	11/17/2012 11:05:00 AM	12/6/2012 9:26:00 PM	Cyanide	Total	<	0.0027	mg/L	EPA 335.4	0.0027	0.005	WKL	
ME-CC	2012/13-2	Wet	11/17/2012 11:05:00 AM	11/17/2012 11:05:00 AM	DO	n/a	=	7.35	mg/L	Field Meter	-88	0.3	Field Crew	
ME-CC	2012/13-2	Wet	11/17/2012 11:05:00 AM	11/17/2012 11:05:00 AM	DO	n/a	=	77.9	%	Field Meter	-88	0.1	Field Crew	
ME-CC	2012/13-2	Wet	11/17/2012 11:05:00 AM	11/17/2012 11:05:00 AM	pH	n/a	=	7.51	pH Units	Field Meter	-88	0.01	Field Crew	
ME-CC	2012/13-2	Wet	11/17/2012 11:05:00 AM	11/17/2012 11:05:00 AM	Salinity	n/a	=	500	mg/L	Field Meter	-88	100	Field Crew	
ME-CC	2012/13-2	Wet	11/17/2012 11:05:00 AM	11/17/2012 11:05:00 AM	Specific Conductance	n/a	=	1167	µmhos/cm	Field Meter	-88	1	Field Crew	
ME-CC	2012/13-2	Wet	11/17/2012 11:05:00 AM	11/17/2012 11:05:00 AM	Temperature	n/a	=	17.7	°C	Field Meter	-88	0.1	Field Crew	

Appendix G
Laboratory Environmental Analysis Results

Site ID	Event	Event Type	Sample Date	Analysis Date	Constituent	Fraction	Sign	Result	Units	Method	MDL	Reporting Limit	Analyzing Laboratory	Qualifier
ME-CC	2012/13-2	Wet	11/17/2012 11:05:00 AM	11/27/2012 4:55:00 PM	Oil and Grease	n/a	<	1.3	mg/L	EPA 1664A	1.3	5	WKL	
ME-CC	2012/13-2	Wet	11/17/2012 11:05:00 AM	11/27/2012 4:55:00 PM	TPH	n/a	<	1.9	mg/L	EPA 1664A	1.9	5	WKL	
ME-CC	2012/13-2	Wet	11/17/2012 11:05:00 AM	11/27/2012 4:02:00 PM	2-Chloroethyl vinyl ether	n/a	<	0.61	µg/L	EPA 524.2	0.61	1	WKL	
ME-CC	2012/13-2	Wet	11/17/2012 11:05:00 AM	11/27/2012 4:02:00 PM	Methyl tert-butyl ether (MTBE)	n/a	<	0.19	µg/L	EPA 524.2	0.19	2	WKL	
ME-CC	2012/13-2	Wet	11/18/2012 8:50:00 AM	11/27/2012 10:55:00 PM	Chloride	n/a	=	140	mg/L	EPA 300.0	1	5	WKL	D
ME-CC	2012/13-2	Wet	11/18/2012 8:50:00 AM	11/27/2012 10:55:00 PM	Fluoride	n/a	=	0.36	mg/L	EPA 300.0	0.04	0.2	WKL	D
ME-CC	2012/13-2	Wet	11/18/2012 8:50:00 AM	11/21/2012 4:57:00 PM	Perchlorate	n/a	<	1.9	µg/L	EPA 314.0	1.9	4	WKL	D, DF
ME-CC	2012/13-2	Wet	11/18/2012 8:50:00 AM	11/27/2012 5:13:00 PM	Calcium	Total	=	63.8	mg/L	EPA 200.7	0.0156	0.1	WKL	
ME-CC	2012/13-2	Wet	11/18/2012 8:50:00 AM	11/27/2012 5:13:00 PM	Magnesium	Total	=	42.7	mg/L	EPA 200.7	0.0121	0.1	WKL	
ME-CC	2012/13-2	Wet	11/18/2012 8:50:00 AM	11/30/2012 4:45:00 PM	Alkalinity as CaCO3	n/a	=	180	mg/L	SM 2320 B	0.56	2	WKL	
ME-CC	2012/13-2	Wet	11/18/2012 8:50:00 AM	11/24/2012 12:30:00 PM	BOD	n/a	=	6.8	mg/L	SM 5210 B	0.1	2	WKL	
ME-CC	2012/13-2	Wet	11/18/2012 8:50:00 AM	11/27/2012 9:06:00 AM	COD	n/a	=	44	mg/L	EPA 410.4	0.73	5	WKL	
ME-CC	2012/13-2	Wet	11/18/2012 8:50:00 AM	11/27/2012 5:13:00 PM	Hardness as CaCO3	Total	=	335	mg/L	EPA 200.7	0.0885	0.662	WKL	
ME-CC	2012/13-2	Wet	11/18/2012 8:50:00 AM	11/19/2012 9:46:00 PM	MBAS	n/a	DNQ	0.03	mg/L	SM 5540 C	0.019	0.05	WKL	
ME-CC	2012/13-2	Wet	11/18/2012 8:50:00 AM	11/30/2012 2:37:00 PM	Phenolics	n/a	=	0.037	mg/L	EPA 420.4	0.0042	0.01	WKL	
ME-CC	2012/13-2	Wet	11/18/2012 8:50:00 AM	11/30/2012 11:00:00 AM	Specific Conductance	n/a	=	1200	µmhos/cm	SM 2510 B	0.23	2	WKL	
ME-CC	2012/13-2	Wet	11/18/2012 8:50:00 AM	11/19/2012 9:08:00 PM	Total Chlorine Residual	n/a	DNQ	0.026	mg/L	SM 4500-Cl G	0.003	0.1	WKL	BV, D, DF
ME-CC	2012/13-2	Wet	11/18/2012 8:50:00 AM	11/21/2012 11:58:00 AM	Total Dissolved Solids	n/a	=	720	mg/L	SM 2540 C	4	10	WKL	
ME-CC	2012/13-2	Wet	11/18/2012 8:50:00 AM	11/26/2012 10:48:00 AM	Total Organic Carbon	n/a	=	9.4	mg/L	SM 5310 C	0.045	1.5	WKL	D
ME-CC	2012/13-2	Wet	11/18/2012 8:50:00 AM	11/20/2012 7:20:00 PM	Total Suspended Solids	n/a	=	88	mg/L	SM 2540 D	5	5	WKL	
ME-CC	2012/13-2	Wet	11/18/2012 8:50:00 AM	11/19/2012 10:13:00 PM	Turbidity	n/a	=	48	NTU	EPA 180.1	0.024	0.1	WKL	
ME-CC	2012/13-2	Wet	11/18/2012 8:50:00 AM	11/20/2012 7:20:00 PM	Volatile Suspended Solids	n/a	=	13	mg/L	EPA 160.4	3.1	5	WKL	
ME-CC	2012/13-2	Wet	11/18/2012 8:50:00 AM	12/1/2012 12:52:00 AM	Aluminum	Dissolved	DNQ	4.9	µg/L	EPA 200.8	0.61	5	WKL	
ME-CC	2012/13-2	Wet	11/18/2012 8:50:00 AM	12/1/2012 12:59:00 AM	Aluminum	Total	=	2200	µg/L	EPA 200.8	0.61	5	WKL	
ME-CC	2012/13-2	Wet	11/18/2012 8:50:00 AM	12/1/2012 12:52:00 AM	Antimony	Dissolved	=	0.64	µg/L	EPA 200.8	0.04	0.5	WKL	
ME-CC	2012/13-2	Wet	11/18/2012 8:50:00 AM	12/1/2012 12:59:00 AM	Antimony	Total	=	0.67	µg/L	EPA 200.8	0.04	0.5	WKL	
ME-CC	2012/13-2	Wet	11/18/2012 8:50:00 AM	12/1/2012 12:52:00 AM	Arsenic	Dissolved	=	3.6	µg/L	EPA 200.8	0.036	0.4	WKL	
ME-CC	2012/13-2	Wet	11/18/2012 8:50:00 AM	12/1/2012 12:59:00 AM	Arsenic	Total	=	4.5	µg/L	EPA 200.8	0.036	0.4	WKL	
ME-CC	2012/13-2	Wet	11/18/2012 8:50:00 AM	12/1/2012 12:59:00 AM	Barium	Total	=	48	µg/L	EPA 200.8	0.03	0.5	WKL	
ME-CC	2012/13-2	Wet	11/18/2012 8:50:00 AM	12/1/2012 12:52:00 AM	Beryllium	Dissolved	<	0.088	µg/L	EPA 200.8	0.088	0.1	WKL	
ME-CC	2012/13-2	Wet	11/18/2012 8:50:00 AM	12/1/2012 12:59:00 AM	Beryllium	Total	=	0.1	µg/L	EPA 200.8	0.088	0.1	WKL	
ME-CC	2012/13-2	Wet	11/18/2012 8:50:00 AM	12/1/2012 12:52:00 AM	Cadmium	Dissolved	=	0.24	µg/L	EPA 200.8	0.02	0.1	WKL	
ME-CC	2012/13-2	Wet	11/18/2012 8:50:00 AM	12/1/2012 12:59:00 AM	Cadmium	Total	=	0.44	µg/L	EPA 200.8	0.02	0.1	WKL	
ME-CC	2012/13-2	Wet	11/18/2012 8:50:00 AM	12/1/2012 12:52:00 AM	Chromium	Dissolved	=	0.29	µg/L	EPA 200.8	0.074	0.2	WKL	
ME-CC	2012/13-2	Wet	11/18/2012 8:50:00 AM	12/1/2012 12:59:00 AM	Chromium	Total	=	6.4	µg/L	EPA 200.8	0.074	0.2	WKL	
ME-CC	2012/13-2	Wet	11/18/2012 8:50:00 AM	12/3/2012 7:33:00 PM	Chromium VI	n/a	DNQ	0.28	µg/L	EPA 218.6	0.0059	0.3	WKL	
ME-CC	2012/13-2	Wet	11/18/2012 8:50:00 AM	12/1/2012 12:52:00 AM	Copper	Dissolved	=	4.7	µg/L	EPA 200.8	0.27	0.5	WKL	
ME-CC	2012/13-2	Wet	11/18/2012 8:50:00 AM	12/1/2012 12:59:00 AM	Copper	Total	=	11	µg/L	EPA 200.8	0.27	0.5	WKL	
ME-CC	2012/13-2	Wet	11/18/2012 8:50:00 AM	11/27/2012 5:11:00 PM	Iron	Dissolved	=	22	µg/L	EPA 200.7	1.1	10	WKL	
ME-CC	2012/13-2	Wet	11/18/2012 8:50:00 AM	11/27/2012 5:13:00 PM	Iron	Total	=	3600	µg/L	EPA 200.7	1.1	10	WKL	
ME-CC	2012/13-2	Wet	11/18/2012 8:50:00 AM	12/1/2012 12:52:00 AM	Lead	Dissolved	DNQ	0.11	µg/L	EPA 200.8	0.011	0.2	WKL	
ME-CC	2012/13-2	Wet	11/18/2012 8:50:00 AM	12/1/2012 12:59:00 AM	Lead	Total	=	2.8	µg/L	EPA 200.8	0.011	0.2	WKL	
ME-CC	2012/13-2	Wet	11/18/2012 8:50:00 AM	12/11/2012 3:45:00 PM	Mercury	Dissolved	DNQ	21	ng/L	EPA 245.1	3.9	50	WKL	
ME-CC	2012/13-2	Wet	11/18/2012 8:50:00 AM	12/11/2012 3:45:00 PM	Mercury	Total	DNQ	38	ng/L	EPA 245.1	3.9	50	WKL	
ME-CC	2012/13-2	Wet	11/18/2012 8:50:00 AM	12/1/2012 12:52:00 AM	Nickel	Dissolved	=	4.5	µg/L	EPA 200.8	0.13	0.8	WKL	
ME-CC	2012/13-2	Wet	11/18/2012 8:50:00 AM	12/1/2012 12:59:00 AM	Nickel	Total	=	9.4	µg/L	EPA 200.8	0.13	0.8	WKL	
ME-CC	2012/13-2	Wet	11/18/2012 8:50:00 AM	12/1/2012 12:52:00 AM	Selenium	Dissolved	=	1.4	µg/L	EPA 200.8	0.28	0.4	WKL	
ME-CC	2012/13-2	Wet	11/18/2012 8:50:00 AM	12/1/2012 12:59:00 AM	Selenium	Total	=	1.5	µg/L	EPA 200.8	0.28	0.4	WKL	

Appendix G
Laboratory Environmental Analysis Results

Site ID	Event	Event Type	Sample Date	Analysis Date	Constituent	Fraction	Sign	Result	Units	Method	MDL	Reporting Limit	Analyzing Laboratory	Qualifier
ME-CC	2012/13-2	Wet	11/18/2012 8:50:00 AM	12/1/2012 12:52:00 AM	Silver	Dissolved	<	0.027	µg/L	EPA 200.8	0.027	0.2	WKL	
ME-CC	2012/13-2	Wet	11/18/2012 8:50:00 AM	12/1/2012 12:59:00 AM	Silver	Total	DNQ	0.05	µg/L	EPA 200.8	0.027	0.2	WKL	
ME-CC	2012/13-2	Wet	11/18/2012 8:50:00 AM	12/1/2012 12:52:00 AM	Thallium	Dissolved	DNQ	0.02	µg/L	EPA 200.8	0.009	0.2	WKL	
ME-CC	2012/13-2	Wet	11/18/2012 8:50:00 AM	12/1/2012 12:59:00 AM	Thallium	Total	DNQ	0.06	µg/L	EPA 200.8	0.009	0.2	WKL	
ME-CC	2012/13-2	Wet	11/18/2012 8:50:00 AM	12/1/2012 12:52:00 AM	Zinc	Dissolved	=	14	µg/L	EPA 200.8	1.1	5	WKL	
ME-CC	2012/13-2	Wet	11/18/2012 8:50:00 AM	12/1/2012 12:59:00 AM	Zinc	Total	=	38	µg/L	EPA 200.8	1.1	5	WKL	
ME-CC	2012/13-2	Wet	11/18/2012 8:50:00 AM	12/5/2012 5:29:00 PM	Ammonia as N	n/a	=	0.32	mg/L	EPA 350.1	0.048	0.1	WKL	
ME-CC	2012/13-2	Wet	11/18/2012 8:50:00 AM	11/19/2012 7:13:00 PM	Nitrate + Nitrite as N	n/a	=	5.5	mg/L	EPA 353.2	0.01	0.1	WKL	
ME-CC	2012/13-2	Wet	11/18/2012 8:50:00 AM	11/19/2012 7:13:00 PM	Nitrate as N	n/a	=	5.3	mg/L	EPA 353.2	0.041	0.1	WKL	
ME-CC	2012/13-2	Wet	11/18/2012 8:50:00 AM	12/14/2012 12:19:00 PM	Phosphorus as P	Dissolved	=	1.8	mg/L	EPA 365.1	0.07	0.5	WKL	DG
ME-CC	2012/13-2	Wet	11/18/2012 8:50:00 AM	12/3/2012 8:19:00 PM	Phosphorus as P	Total	=	2.5	mg/L	EPA 365.1	0.07	0.5	WKL	DG
ME-CC	2012/13-2	Wet	11/18/2012 8:50:00 AM	11/28/2012 3:42:00 PM	TKN	n/a	=	2.4	mg/L	EPA 351.2	0.074	0.1	WKL	
ME-CC	2012/13-2	Wet	11/18/2012 8:50:00 AM	11/27/2012 10:34:00 PM	1,2,4-Trichlorobenzene	n/a	<	0.55	µg/L	EPA 625	0.55	1	WKL	
ME-CC	2012/13-2	Wet	11/18/2012 8:50:00 AM	11/27/2012 10:34:00 PM	1,2-Dichlorobenzene	n/a	<	0.57	µg/L	EPA 625	0.57	1	WKL	
ME-CC	2012/13-2	Wet	11/18/2012 8:50:00 AM	11/27/2012 10:34:00 PM	1,2-Diphenylhydrazine	n/a	<	0.25	µg/L	EPA 625	0.25	1	WKL	
ME-CC	2012/13-2	Wet	11/18/2012 8:50:00 AM	11/27/2012 10:34:00 PM	1,3-Dichlorobenzene	n/a	<	0.53	µg/L	EPA 625	0.53	1	WKL	
ME-CC	2012/13-2	Wet	11/18/2012 8:50:00 AM	11/27/2012 10:34:00 PM	1,4-Dichlorobenzene	n/a	<	0.55	µg/L	EPA 625	0.55	1	WKL	
ME-CC	2012/13-2	Wet	11/18/2012 8:50:00 AM	11/28/2012 11:32:00 PM	1-Methylnaphthalene	n/a	<	0.1	µg/L	EPA 8270Cm	0.1	0.1	WKL	
ME-CC	2012/13-2	Wet	11/18/2012 8:50:00 AM	11/29/2012 4:44:00 PM	2,4,5-Trichlorophenol	n/a	<	0.29	µg/L	EPA 8270Cm	0.29	1	WKL	
ME-CC	2012/13-2	Wet	11/18/2012 8:50:00 AM	11/29/2012 4:44:00 PM	2,4,6-Trichlorophenol	n/a	<	0.3	µg/L	EPA 8270Cm	0.3	1	WKL	EUM
ME-CC	2012/13-2	Wet	11/18/2012 8:50:00 AM	11/29/2012 4:44:00 PM	2,4-Dichlorophenol	n/a	<	0.51	µg/L	EPA 8270Cm	0.51	1	WKL	
ME-CC	2012/13-2	Wet	11/18/2012 8:50:00 AM	11/29/2012 4:44:00 PM	2,4-Dimethylphenol	n/a	<	1	µg/L	EPA 8270Cm	1	2	WKL	
ME-CC	2012/13-2	Wet	11/18/2012 8:50:00 AM	11/29/2012 4:44:00 PM	2,4-Dinitrophenol	n/a	<	1	µg/L	EPA 8270Cm	1	2	WKL	
ME-CC	2012/13-2	Wet	11/18/2012 8:50:00 AM	11/27/2012 10:34:00 PM	2,4-Dinitrotoluene	n/a	<	0.18	µg/L	EPA 625	0.18	1	WKL	
ME-CC	2012/13-2	Wet	11/18/2012 8:50:00 AM	11/27/2012 10:34:00 PM	2,6-Dinitrotoluene	n/a	<	0.27	µg/L	EPA 625	0.27	1	WKL	
ME-CC	2012/13-2	Wet	11/18/2012 8:50:00 AM	11/27/2012 10:34:00 PM	2-Chloronaphthalene	n/a	<	0.45	µg/L	EPA 625	0.45	1	WKL	
ME-CC	2012/13-2	Wet	11/18/2012 8:50:00 AM	11/29/2012 4:44:00 PM	2-Chlorophenol	n/a	<	0.65	µg/L	EPA 8270Cm	0.65	1	WKL	EUM
ME-CC	2012/13-2	Wet	11/18/2012 8:50:00 AM	11/28/2012 11:32:00 PM	2-Methylnaphthalene	n/a	<	0.1	µg/L	EPA 8270Cm	0.1	0.1	WKL	
ME-CC	2012/13-2	Wet	11/18/2012 8:50:00 AM	11/29/2012 4:44:00 PM	2-Methylphenol	n/a	<	0.34	µg/L	EPA 8270Cm	0.34	1	WKL	
ME-CC	2012/13-2	Wet	11/18/2012 8:50:00 AM	11/29/2012 4:44:00 PM	2-Nitrophenol	n/a	<	0.71	µg/L	EPA 8270Cm	0.71	1	WKL	
ME-CC	2012/13-2	Wet	11/18/2012 8:50:00 AM	11/27/2012 10:34:00 PM	3,3'-Dichlorobenzidine	n/a	<	1.2	µg/L	EPA 625	1.2	5	WKL	
ME-CC	2012/13-2	Wet	11/18/2012 8:50:00 AM	11/29/2012 4:44:00 PM	3-/4-Methylphenol	n/a	<	0.3	µg/L	EPA 8270Cm	0.3	1	WKL	
ME-CC	2012/13-2	Wet	11/18/2012 8:50:00 AM	11/29/2012 4:44:00 PM	4,6-Dinitro-2-methylphenol	n/a	<	0.14	µg/L	EPA 8270Cm	0.14	1	WKL	
ME-CC	2012/13-2	Wet	11/18/2012 8:50:00 AM	11/27/2012 10:34:00 PM	4-Bromophenyl phenyl ether	n/a	<	0.36	µg/L	EPA 625	0.36	1	WKL	
ME-CC	2012/13-2	Wet	11/18/2012 8:50:00 AM	11/29/2012 4:44:00 PM	4-Chloro-3-methylphenol	n/a	<	0.37	µg/L	EPA 8270Cm	0.37	1	WKL	
ME-CC	2012/13-2	Wet	11/18/2012 8:50:00 AM	11/27/2012 10:34:00 PM	4-Chlorophenyl phenyl ether	n/a	<	0.41	µg/L	EPA 625	0.41	1	WKL	
ME-CC	2012/13-2	Wet	11/18/2012 8:50:00 AM	11/29/2012 4:44:00 PM	4-Nitrophenol	n/a	<	1	µg/L	EPA 8270Cm	1	2	WKL	
ME-CC	2012/13-2	Wet	11/18/2012 8:50:00 AM	11/28/2012 11:32:00 PM	Acenaphthene	n/a	<	0.1	µg/L	EPA 8270Cm	0.1	0.1	WKL	EUM
ME-CC	2012/13-2	Wet	11/18/2012 8:50:00 AM	11/28/2012 11:32:00 PM	Acenaphthylene	n/a	<	0.1	µg/L	EPA 8270Cm	0.1	0.1	WKL	
ME-CC	2012/13-2	Wet	11/18/2012 8:50:00 AM	11/28/2012 11:32:00 PM	Anthracene	n/a	<	0.1	µg/L	EPA 8270Cm	0.1	0.1	WKL	
ME-CC	2012/13-2	Wet	11/18/2012 8:50:00 AM	11/28/2012 11:32:00 PM	Benz(a)anthracene	n/a	<	0.1	µg/L	EPA 8270Cm	0.1	0.1	WKL	
ME-CC	2012/13-2	Wet	11/18/2012 8:50:00 AM	11/27/2012 10:34:00 PM	Benzidine	n/a	<	3.7	µg/L	EPA 625	3.7	10	WKL	
ME-CC	2012/13-2	Wet	11/18/2012 8:50:00 AM	12/4/2012 3:10:00 AM	Benzo(a)pyrene	n/a	=	0.16	µg/L	EPA 525.2	0.07	0.1	WKL	
ME-CC	2012/13-2	Wet	11/18/2012 8:50:00 AM	11/28/2012 11:32:00 PM	Benzo(b)fluoranthene	n/a	<	0.1	µg/L	EPA 8270Cm	0.1	0.1	WKL	
ME-CC	2012/13-2	Wet	11/18/2012 8:50:00 AM	11/28/2012 11:32:00 PM	Benzo(g,h,i)perylene	n/a	<	0.1	µg/L	EPA 8270Cm	0.1	0.1	WKL	
ME-CC	2012/13-2	Wet	11/18/2012 8:50:00 AM	11/28/2012 11:32:00 PM	Benzo(k)fluoranthene	n/a	<	0.1	µg/L	EPA 8270Cm	0.1	0.1	WKL	
ME-CC	2012/13-2	Wet	11/18/2012 8:50:00 AM	11/27/2012 10:34:00 PM	Bis(2-chloroethoxy)methane	n/a	<	0.25	µg/L	EPA 625	0.25	1	WKL	
ME-CC	2012/13-2	Wet	11/18/2012 8:50:00 AM	11/27/2012 10:34:00 PM	Bis(2-chloroethyl)ether	n/a	<	0.27	µg/L	EPA 625	0.27	1	WKL	

Appendix G
Laboratory Environmental Analysis Results

Site ID	Event	Event Type	Sample Date	Analysis Date	Constituent	Fraction	Sign	Result	Units	Method	MDL	Reporting Limit	Analyzing Laboratory	Qualifier
ME-CC	2012/13-2	Wet	11/18/2012 8:50:00 AM	11/27/2012 10:34:00 PM	Bis(2-chloroisopropyl)ether	n/a	<	0.38	µg/L	EPA 625	0.38	1	WKL	
ME-CC	2012/13-2	Wet	11/18/2012 8:50:00 AM	12/4/2012 3:10:00 AM	Bis(2-ethylhexyl)adipate	n/a	<	0.1	µg/L	EPA 525.2	0.1	5	WKL	
ME-CC	2012/13-2	Wet	11/18/2012 8:50:00 AM	12/4/2012 3:10:00 AM	Bis(2-ethylhexyl)phthalate	n/a	<	1.1	µg/L	EPA 525.2	1.1	3	WKL	
ME-CC	2012/13-2	Wet	11/18/2012 8:50:00 AM	11/27/2012 10:34:00 PM	Butyl benzyl phthalate	n/a	<	0.18	µg/L	EPA 625	0.18	1	WKL	
ME-CC	2012/13-2	Wet	11/18/2012 8:50:00 AM	11/28/2012 11:32:00 PM	Chrysene	n/a	<	0.1	µg/L	EPA 8270Cm	0.1	0.1	WKL	
ME-CC	2012/13-2	Wet	11/18/2012 8:50:00 AM	11/28/2012 11:32:00 PM	Dibenz(a,h)anthracene	n/a	<	0.1	µg/L	EPA 8270Cm	0.1	0.1	WKL	
ME-CC	2012/13-2	Wet	11/18/2012 8:50:00 AM	11/27/2012 10:34:00 PM	Diethyl phthalate	n/a	=	1.1	µg/L	EPA 625	0.15	1	WKL	
ME-CC	2012/13-2	Wet	11/18/2012 8:50:00 AM	11/27/2012 10:34:00 PM	Dimethyl phthalate	n/a	<	0.18	µg/L	EPA 625	0.18	1	WKL	
ME-CC	2012/13-2	Wet	11/18/2012 8:50:00 AM	11/27/2012 10:34:00 PM	Di-n-butylphthalate	n/a	<	0.24	µg/L	EPA 625	0.24	1	WKL	
ME-CC	2012/13-2	Wet	11/18/2012 8:50:00 AM	11/27/2012 10:34:00 PM	Di-n-octylphthalate	n/a	<	0.19	µg/L	EPA 625	0.19	1	WKL	
ME-CC	2012/13-2	Wet	11/18/2012 8:50:00 AM	11/28/2012 11:32:00 PM	Fluoranthene	n/a	<	0.1	µg/L	EPA 8270Cm	0.1	0.1	WKL	
ME-CC	2012/13-2	Wet	11/18/2012 8:50:00 AM	11/28/2012 11:32:00 PM	Fluorene	n/a	<	0.1	µg/L	EPA 8270Cm	0.1	0.1	WKL	EUM
ME-CC	2012/13-2	Wet	11/18/2012 8:50:00 AM	11/27/2012 10:34:00 PM	Hexachlorobenzene	n/a	<	0.49	µg/L	EPA 625	0.49	1	WKL	
ME-CC	2012/13-2	Wet	11/18/2012 8:50:00 AM	11/27/2012 10:34:00 PM	Hexachlorobutadiene	n/a	<	0.47	µg/L	EPA 625	0.47	1	WKL	
ME-CC	2012/13-2	Wet	11/18/2012 8:50:00 AM	11/27/2012 10:34:00 PM	Hexachlorocyclopentadiene	n/a	<	1.5	µg/L	EPA 625	1.5	5	WKL	
ME-CC	2012/13-2	Wet	11/18/2012 8:50:00 AM	11/27/2012 10:34:00 PM	Hexachloroethane	n/a	<	0.52	µg/L	EPA 625	0.52	1	WKL	
ME-CC	2012/13-2	Wet	11/18/2012 8:50:00 AM	11/28/2012 11:32:00 PM	Indeno(1,2,3-cd)pyrene	n/a	<	0.1	µg/L	EPA 8270Cm	0.1	0.1	WKL	
ME-CC	2012/13-2	Wet	11/18/2012 8:50:00 AM	11/27/2012 10:34:00 PM	Isophorone	n/a	<	0.21	µg/L	EPA 625	0.21	1	WKL	
ME-CC	2012/13-2	Wet	11/18/2012 8:50:00 AM	11/28/2012 11:32:00 PM	Naphthalene	n/a	<	0.1	µg/L	EPA 8270Cm	0.1	0.1	WKL	
ME-CC	2012/13-2	Wet	11/18/2012 8:50:00 AM	11/27/2012 10:34:00 PM	Nitrobenzene	n/a	<	0.36	µg/L	EPA 625	0.36	1	WKL	
ME-CC	2012/13-2	Wet	11/18/2012 8:50:00 AM	11/27/2012 10:34:00 PM	N-Nitrosodimethylamine	n/a	<	0.14	µg/L	EPA 625	0.14	1	WKL	EUM
ME-CC	2012/13-2	Wet	11/18/2012 8:50:00 AM	11/27/2012 10:34:00 PM	N-Nitrosodi-N-propylamine	n/a	<	0.26	µg/L	EPA 625	0.26	1	WKL	
ME-CC	2012/13-2	Wet	11/18/2012 8:50:00 AM	11/27/2012 10:34:00 PM	N-Nitrosodiphenylamine	n/a	<	0.19	µg/L	EPA 625	0.19	1	WKL	
ME-CC	2012/13-2	Wet	11/18/2012 8:50:00 AM	11/28/2012 11:32:00 PM	Phenanthrene	n/a	<	0.1	µg/L	EPA 8270Cm	0.1	0.1	WKL	EUM
ME-CC	2012/13-2	Wet	11/18/2012 8:50:00 AM	11/29/2012 4:44:00 PM	Phenol	n/a	<	0.35	µg/L	EPA 8270Cm	0.35	1	WKL	
ME-CC	2012/13-2	Wet	11/18/2012 8:50:00 AM	11/28/2012 11:32:00 PM	Pyrene	n/a	<	0.1	µg/L	EPA 8270Cm	0.1	0.1	WKL	EUM
ME-CC	2012/13-2	Wet	11/18/2012 8:50:00 AM	11/27/2012 10:29:00 PM	PCB Aroclor 1016	n/a	<	0.05	µg/L	EPA 608	0.05	0.5	WKL	
ME-CC	2012/13-2	Wet	11/18/2012 8:50:00 AM	11/27/2012 10:29:00 PM	PCB Aroclor 1221	n/a	<	0.06	µg/L	EPA 608	0.06	0.5	WKL	
ME-CC	2012/13-2	Wet	11/18/2012 8:50:00 AM	11/27/2012 10:29:00 PM	PCB Aroclor 1232	n/a	<	0.15	µg/L	EPA 608	0.15	0.5	WKL	
ME-CC	2012/13-2	Wet	11/18/2012 8:50:00 AM	11/27/2012 10:29:00 PM	PCB Aroclor 1242	n/a	<	0.07	µg/L	EPA 608	0.07	0.5	WKL	
ME-CC	2012/13-2	Wet	11/18/2012 8:50:00 AM	11/27/2012 10:29:00 PM	PCB Aroclor 1248	n/a	<	0.06	µg/L	EPA 608	0.06	0.5	WKL	
ME-CC	2012/13-2	Wet	11/18/2012 8:50:00 AM	11/27/2012 10:29:00 PM	PCB Aroclor 1254	n/a	<	0.04	µg/L	EPA 608	0.04	0.5	WKL	
ME-CC	2012/13-2	Wet	11/18/2012 8:50:00 AM	11/27/2012 10:29:00 PM	PCB Aroclor 1260	n/a	<	0.04	µg/L	EPA 608	0.04	0.5	WKL	
ME-CC	2012/13-2	Wet	11/18/2012 8:50:00 AM	12/1/2012 8:54:00 PM	2,4,5-T	n/a	<	0.07	µg/L	EPA 515.3	0.07	0.2	WKL	
ME-CC	2012/13-2	Wet	11/18/2012 8:50:00 AM	12/1/2012 8:54:00 PM	2,4,5-TP	n/a	<	0.09	µg/L	EPA 515.3	0.09	0.2	WKL	
ME-CC	2012/13-2	Wet	11/18/2012 8:50:00 AM	12/1/2012 8:54:00 PM	2,4-D	n/a	<	0.07	µg/L	EPA 515.3	0.07	0.4	WKL	
ME-CC	2012/13-2	Wet	11/18/2012 8:50:00 AM	12/1/2012 8:54:00 PM	2,4-DB	n/a	<	0.07	µg/L	EPA 515.3	0.07	2	WKL	
ME-CC	2012/13-2	Wet	11/18/2012 8:50:00 AM	12/1/2012 8:54:00 PM	3,5-Dichlorobenzoic acid	n/a	<	0.09	µg/L	EPA 515.3	0.09	1	WKL	
ME-CC	2012/13-2	Wet	11/18/2012 8:50:00 AM	11/27/2012 10:29:00 PM	4,4'-DDD	n/a	<	0.003	µg/L	EPA 608	0.003	0.05	WKL	
ME-CC	2012/13-2	Wet	11/18/2012 8:50:00 AM	11/27/2012 10:29:00 PM	4,4'-DDE	n/a	<	0.0025	µg/L	EPA 608	0.0025	0.05	WKL	
ME-CC	2012/13-2	Wet	11/18/2012 8:50:00 AM	11/27/2012 10:29:00 PM	4,4'-DDT	n/a	<	0.0031	µg/L	EPA 608	0.0031	0.01	WKL	
ME-CC	2012/13-2	Wet	11/18/2012 8:50:00 AM	12/1/2012 8:54:00 PM	Acifluorfen	n/a	<	0.06	µg/L	EPA 515.3	0.06	0.4	WKL	
ME-CC	2012/13-2	Wet	11/18/2012 8:50:00 AM	12/4/2012 3:10:00 AM	Alachlor	n/a	<	0.022	µg/L	EPA 525.2	0.022	0.1	WKL	
ME-CC	2012/13-2	Wet	11/18/2012 8:50:00 AM	11/27/2012 10:29:00 PM	Aldrin	n/a	<	0.0015	µg/L	EPA 608	0.0015	0.005	WKL	
ME-CC	2012/13-2	Wet	11/18/2012 8:50:00 AM	11/27/2012 10:29:00 PM	alpha-BHC	n/a	<	0.0018	µg/L	EPA 608	0.0018	0.01	WKL	
ME-CC	2012/13-2	Wet	11/18/2012 8:50:00 AM	11/27/2012 10:29:00 PM	alpha-Chlordane	n/a	<	0.0041	µg/L	EPA 608	0.0041	0.01	WKL	
ME-CC	2012/13-2	Wet	11/18/2012 8:50:00 AM	12/4/2012 3:10:00 AM	Atrazine	n/a	<	0.034	µg/L	EPA 525.2	0.034	0.1	WKL	
ME-CC	2012/13-2	Wet	11/18/2012 8:50:00 AM	12/13/2012 2:49:00 PM	Azinphos methyl	n/a	<	0.0055	µg/L	EPA 525.2	0.0055	0.01	WKL	EUM

Appendix G
Laboratory Environmental Analysis Results

Site ID	Event	Event Type	Sample Date	Analysis Date	Constituent	Fraction	Sign	Result	Units	Method	MDL	Reporting Limit	Analyzing Laboratory	Qualifier
ME-CC	2012/13-2	Wet	11/18/2012 8:50:00 AM	12/1/2012 8:54:00 PM	Bentazon	n/a	<	0.11	µg/L	EPA 515.3	0.11	2	WKL	
ME-CC	2012/13-2	Wet	11/18/2012 8:50:00 AM	11/27/2012 10:29:00 PM	beta-BHC	n/a	<	0.0031	µg/L	EPA 608	0.0031	0.005	WKL	
ME-CC	2012/13-2	Wet	11/18/2012 8:50:00 AM	12/13/2012 2:49:00 PM	Bolstar	n/a	<	0.0046	µg/L	EPA 525.2	0.0046	0.01	WKL	
ME-CC	2012/13-2	Wet	11/18/2012 8:50:00 AM	12/4/2012 3:10:00 AM	Bromacil	n/a	<	0.038	µg/L	EPA 525.2	0.038	1	WKL	
ME-CC	2012/13-2	Wet	11/18/2012 8:50:00 AM	12/4/2012 3:10:00 AM	Butachlor	n/a	<	0.017	µg/L	EPA 525.2	0.017	0.2	WKL	
ME-CC	2012/13-2	Wet	11/18/2012 8:50:00 AM	12/4/2012 3:10:00 AM	Captan	n/a	<	0.86	µg/L	EPA 525.2	0.86	1	WKL	
ME-CC	2012/13-2	Wet	11/18/2012 8:50:00 AM	11/27/2012 10:29:00 PM	Chlordane (technical)	n/a	<	0.08	µg/L	EPA 608	0.08	0.1	WKL	
ME-CC	2012/13-2	Wet	11/18/2012 8:50:00 AM	12/4/2012 3:10:00 AM	Chloropropham	n/a	<	0.01	µg/L	EPA 525.2	0.01	0.1	WKL	
ME-CC	2012/13-2	Wet	11/18/2012 8:50:00 AM	12/13/2012 2:49:00 PM	Chlorpyrifos	n/a	=	0.24	µg/L	EPA 525.2	0.0069	0.01	WKL	
ME-CC	2012/13-2	Wet	11/18/2012 8:50:00 AM	12/13/2012 2:49:00 PM	Coumaphos	n/a	<	0.0051	µg/L	EPA 525.2	0.0051	0.01	WKL	
ME-CC	2012/13-2	Wet	11/18/2012 8:50:00 AM	12/4/2012 3:10:00 AM	Cyanazine	n/a	<	0.024	µg/L	EPA 525.2	0.024	0.1	WKL	
ME-CC	2012/13-2	Wet	11/18/2012 8:50:00 AM	12/1/2012 8:54:00 PM	Dalapon	n/a	<	0.1	µg/L	EPA 515.3	0.1	0.4	WKL	
ME-CC	2012/13-2	Wet	11/18/2012 8:50:00 AM	12/1/2012 8:54:00 PM	DCPA (Dacthal)	n/a	=	0.84	µg/L	EPA 515.3	0.07	0.1	WKL	GB
ME-CC	2012/13-2	Wet	11/18/2012 8:50:00 AM	11/27/2012 10:29:00 PM	delta-BHC	n/a	<	0.0025	µg/L	EPA 608	0.0025	0.005	WKL	
ME-CC	2012/13-2	Wet	11/18/2012 8:50:00 AM	12/13/2012 2:49:00 PM	Demeton-O	n/a	<	0.01	µg/L	EPA 525.2	0.01	0.01	WKL	
ME-CC	2012/13-2	Wet	11/18/2012 8:50:00 AM	12/13/2012 2:49:00 PM	Demeton-S	n/a	<	0.01	µg/L	EPA 525.2	0.01	0.01	WKL	
ME-CC	2012/13-2	Wet	11/18/2012 8:50:00 AM	12/13/2012 2:49:00 PM	Diazinon	n/a	<	0.0052	µg/L	EPA 525.2	0.0052	0.01	WKL	
ME-CC	2012/13-2	Wet	11/18/2012 8:50:00 AM	12/1/2012 8:54:00 PM	Dicamba	n/a	<	0.12	µg/L	EPA 515.3	0.12	0.6	WKL	
ME-CC	2012/13-2	Wet	11/18/2012 8:50:00 AM	12/1/2012 8:54:00 PM	Dichlorprop	n/a	<	0.08	µg/L	EPA 515.3	0.08	0.3	WKL	
ME-CC	2012/13-2	Wet	11/18/2012 8:50:00 AM	12/13/2012 2:49:00 PM	Dichlorvos	n/a	<	0.0029	µg/L	EPA 525.2	0.0029	0.01	WKL	
ME-CC	2012/13-2	Wet	11/18/2012 8:50:00 AM	11/27/2012 10:29:00 PM	Dieldrin	n/a	<	0.0021	µg/L	EPA 608	0.0021	0.01	WKL	
ME-CC	2012/13-2	Wet	11/18/2012 8:50:00 AM	12/13/2012 2:49:00 PM	Dimethoate	n/a	<	0.0062	µg/L	EPA 525.2	0.0062	0.01	WKL	
ME-CC	2012/13-2	Wet	11/18/2012 8:50:00 AM	12/1/2012 8:54:00 PM	Dinoseb	n/a	<	0.14	µg/L	EPA 515.3	0.14	0.4	WKL	
ME-CC	2012/13-2	Wet	11/18/2012 8:50:00 AM	12/4/2012 3:10:00 AM	Diphenamid	n/a	<	0.024	µg/L	EPA 525.2	0.024	0.1	WKL	
ME-CC	2012/13-2	Wet	11/18/2012 8:50:00 AM	12/13/2012 2:49:00 PM	Disulfoton	n/a	<	0.01	µg/L	EPA 525.2	0.01	0.01	WKL	
ME-CC	2012/13-2	Wet	11/18/2012 8:50:00 AM	11/27/2012 10:29:00 PM	Endosulfan I	n/a	<	0.0017	µg/L	EPA 608	0.0017	0.02	WKL	
ME-CC	2012/13-2	Wet	11/18/2012 8:50:00 AM	11/27/2012 10:29:00 PM	Endosulfan II	n/a	<	0.0019	µg/L	EPA 608	0.0019	0.01	WKL	
ME-CC	2012/13-2	Wet	11/18/2012 8:50:00 AM	11/27/2012 10:29:00 PM	Endosulfan sulfate	n/a	<	0.008	µg/L	EPA 608	0.008	0.05	WKL	
ME-CC	2012/13-2	Wet	11/18/2012 8:50:00 AM	11/27/2012 10:29:00 PM	Endrin	n/a	<	0.0028	µg/L	EPA 608	0.0028	0.01	WKL	
ME-CC	2012/13-2	Wet	11/18/2012 8:50:00 AM	11/27/2012 10:29:00 PM	Endrin aldehyde	n/a	<	0.003	µg/L	EPA 608	0.003	0.01	WKL	
ME-CC	2012/13-2	Wet	11/18/2012 8:50:00 AM	12/4/2012 3:10:00 AM	EPTC	n/a	<	0.017	µg/L	EPA 525.2	0.017	1	WKL	
ME-CC	2012/13-2	Wet	11/18/2012 8:50:00 AM	12/13/2012 2:49:00 PM	Ethoprop	n/a	<	0.0067	µg/L	EPA 525.2	0.0067	0.01	WKL	
ME-CC	2012/13-2	Wet	11/18/2012 8:50:00 AM	12/13/2012 2:49:00 PM	Ethyl parathion	n/a	<	0.0054	µg/L	EPA 525.2	0.0054	0.01	WKL	
ME-CC	2012/13-2	Wet	11/18/2012 8:50:00 AM	12/13/2012 2:49:00 PM	Fensulfothion	n/a	<	0.0029	µg/L	EPA 525.2	0.0029	0.01	WKL	
ME-CC	2012/13-2	Wet	11/18/2012 8:50:00 AM	12/13/2012 2:49:00 PM	Fenthion	n/a	<	0.0038	µg/L	EPA 525.2	0.0038	0.01	WKL	
ME-CC	2012/13-2	Wet	11/18/2012 8:50:00 AM	11/27/2012 10:29:00 PM	gamma-BHC (Lindane)	n/a	<	0.0021	µg/L	EPA 608	0.0021	0.02	WKL	
ME-CC	2012/13-2	Wet	11/18/2012 8:50:00 AM	11/27/2012 10:29:00 PM	gamma-Chlordane	n/a	<	0.0044	µg/L	EPA 608	0.0044	0.01	WKL	
ME-CC	2012/13-2	Wet	11/18/2012 8:50:00 AM	11/28/2012 6:40:00 PM	Glyphosate	n/a	=	9	µg/L	EPA 547	1.8	5	WKL	
ME-CC	2012/13-2	Wet	11/18/2012 8:50:00 AM	11/27/2012 10:29:00 PM	Heptachlor	n/a	<	0.0017	µg/L	EPA 608	0.0017	0.01	WKL	
ME-CC	2012/13-2	Wet	11/18/2012 8:50:00 AM	11/27/2012 10:29:00 PM	Heptachlor epoxide	n/a	<	0.0019	µg/L	EPA 608	0.0019	0.01	WKL	
ME-CC	2012/13-2	Wet	11/18/2012 8:50:00 AM	12/13/2012 2:49:00 PM	Malathion	n/a	=	0.021	µg/L	EPA 525.2	0.0076	0.01	WKL	
ME-CC	2012/13-2	Wet	11/18/2012 8:50:00 AM	12/13/2012 2:49:00 PM	Merphos	n/a	<	0.0058	µg/L	EPA 525.2	0.0058	0.01	WKL	
ME-CC	2012/13-2	Wet	11/18/2012 8:50:00 AM	11/27/2012 10:29:00 PM	Methoxychlor	n/a	<	0.0054	µg/L	EPA 608	0.0054	0.02	WKL	
ME-CC	2012/13-2	Wet	11/18/2012 8:50:00 AM	12/13/2012 2:49:00 PM	Methyl parathion	n/a	<	0.0063	µg/L	EPA 525.2	0.0063	0.01	WKL	
ME-CC	2012/13-2	Wet	11/18/2012 8:50:00 AM	12/4/2012 3:10:00 AM	Metolachlor	n/a	<	0.012	µg/L	EPA 525.2	0.012	0.1	WKL	
ME-CC	2012/13-2	Wet	11/18/2012 8:50:00 AM	12/4/2012 3:10:00 AM	Metribuzin	n/a	<	0.015	µg/L	EPA 525.2	0.015	0.1	WKL	
ME-CC	2012/13-2	Wet	11/18/2012 8:50:00 AM	12/13/2012 2:49:00 PM	Mevinphos	n/a	<	0.0042	µg/L	EPA 525.2	0.0042	0.01	WKL	
ME-CC	2012/13-2	Wet	11/18/2012 8:50:00 AM	12/4/2012 3:10:00 AM	Molinate	n/a	<	0.039	µg/L	EPA 525.2	0.039	0.1	WKL	

Appendix G
Laboratory Environmental Analysis Results

Site ID	Event	Event Type	Sample Date	Analysis Date	Constituent	Fraction	Sign	Result	Units	Method	MDL	Reporting Limit	Analyzing Laboratory	Qualifier
ME-CC	2012/13-2	Wet	11/18/2012 8:50:00 AM	12/13/2012 2:49:00 PM	Naled	n/a	<	0.0076	µg/L	EPA 525.2	0.0076	0.1	WKL	
ME-CC	2012/13-2	Wet	11/18/2012 8:50:00 AM	12/1/2012 8:54:00 PM	Pentachlorophenol	n/a	<	0.04	µg/L	EPA 515.3	0.04	0.2	WKL	
ME-CC	2012/13-2	Wet	11/18/2012 8:50:00 AM	12/13/2012 2:49:00 PM	Phorate	n/a	<	0.003	µg/L	EPA 525.2	0.003	0.01	WKL	
ME-CC	2012/13-2	Wet	11/18/2012 8:50:00 AM	12/1/2012 8:54:00 PM	Picloram	n/a	<	0.05	µg/L	EPA 515.3	0.05	0.6	WKL	
ME-CC	2012/13-2	Wet	11/18/2012 8:50:00 AM	12/4/2012 3:10:00 AM	Prometon	n/a	<	0.024	µg/L	EPA 525.2	0.024	0.2	WKL	
ME-CC	2012/13-2	Wet	11/18/2012 8:50:00 AM	12/4/2012 3:10:00 AM	Prometryn	n/a	<	0.036	µg/L	EPA 525.2	0.036	0.1	WKL	
ME-CC	2012/13-2	Wet	11/18/2012 8:50:00 AM	12/13/2012 2:49:00 PM	Ronnel (Fenchlorphos)	n/a	<	0.0041	µg/L	EPA 525.2	0.0041	0.01	WKL	
ME-CC	2012/13-2	Wet	11/18/2012 8:50:00 AM	12/4/2012 3:10:00 AM	Simazine	n/a	<	0.015	µg/L	EPA 525.2	0.015	0.1	WKL	
ME-CC	2012/13-2	Wet	11/18/2012 8:50:00 AM	12/13/2012 2:49:00 PM	Stirophos (Tetrachlorvinphos)	n/a	<	0.0031	µg/L	EPA 525.2	0.0031	0.01	WKL	
ME-CC	2012/13-2	Wet	11/18/2012 8:50:00 AM	12/4/2012 3:10:00 AM	Terbacil	n/a	<	0.55	µg/L	EPA 525.2	0.55	2	WKL	
ME-CC	2012/13-2	Wet	11/18/2012 8:50:00 AM	12/4/2012 3:10:00 AM	Thiobencarb	n/a	<	0.025	µg/L	EPA 525.2	0.025	0.2	WKL	
ME-CC	2012/13-2	Wet	11/18/2012 8:50:00 AM	12/13/2012 2:49:00 PM	Tokuthion	n/a	<	0.0078	µg/L	EPA 525.2	0.0078	0.01	WKL	
ME-CC	2012/13-2	Wet	11/18/2012 8:50:00 AM	11/27/2012 10:29:00 PM	Toxaphene	n/a	<	0.12	µg/L	EPA 608	0.12	0.5	WKL	
ME-CC	2012/13-2	Wet	11/18/2012 8:50:00 AM	12/13/2012 2:49:00 PM	Trichloronate	n/a	<	0.0067	µg/L	EPA 525.2	0.0067	0.01	WKL	
ME-CC	2012/13-2	Wet	11/18/2012 8:50:00 AM	12/4/2012 3:10:00 AM	Trithion	n/a	<	0.012	µg/L	EPA 525.2	0.012	0.1	WKL	
ME-CC	2012/13-3	Wet	2/19/2013 8:20:00 PM	2/20/2013 6:30:00 PM	E. Coli	n/a	=	373	MPN/100 mL	MMO-MUG	10	10	VCHCA	
ME-CC	2012/13-3	Wet	2/19/2013 8:20:00 PM	2/21/2013 12:38:00 AM	Enterococcus	n/a	=	109	MPN/100 mL	Enterolert	10	10	VCHCA	
ME-CC	2012/13-3	Wet	2/19/2013 8:20:00 PM	2/23/2013 9:58:00 PM	Fecal Coliform	n/a	=	2400	MPN/100 mL	SM 9221 E	2	2	VCHCA	
ME-CC	2012/13-3	Wet	2/19/2013 8:20:00 PM	2/20/2013 6:30:00 PM	Total Coliform	n/a	=	48000	MPN/100 mL	MMO-MUG	1000	1000	VCHCA	
ME-CC	2012/13-3	Wet	2/19/2013 8:20:00 PM	2/19/2013 8:20:00 PM	Conductivity	n/a	=	1267	µmhos/cm	Field Meter	-88	1	Field Crew	
ME-CC	2012/13-3	Wet	2/19/2013 8:20:00 PM	3/2/2013 4:12:00 PM	Cyanide	Total	<	0.0027	mg/L	EPA 335.4	0.0027	0.005	WKL	
ME-CC	2012/13-3	Wet	2/19/2013 8:20:00 PM	2/19/2013 8:20:00 PM	DO	n/a	=	79.8	%	Field Meter	-88	0.1	Field Crew	
ME-CC	2012/13-3	Wet	2/19/2013 8:20:00 PM	2/19/2013 8:20:00 PM	DO	n/a	=	7.37	mg/L	Field Meter	-88	0.3	Field Crew	
ME-CC	2012/13-3	Wet	2/19/2013 8:20:00 PM	2/19/2013 8:20:00 PM	pH	n/a	=	8.08	pH Units	Field Meter	-88	0.01	Field Crew	
ME-CC	2012/13-3	Wet	2/19/2013 8:20:00 PM	2/19/2013 8:20:00 PM	Salinity	n/a	=	800	mg/L	Field Meter	-88	100	Field Crew	
ME-CC	2012/13-3	Wet	2/19/2013 8:20:00 PM	2/19/2013 8:20:00 PM	Specific Conductance	n/a	=	1601	µmhos/cm	Field Meter	-88	1	Field Crew	
ME-CC	2012/13-3	Wet	2/19/2013 8:20:00 PM	2/19/2013 8:20:00 PM	Temperature	n/a	=	14.1	°C	Field Meter	-88	0.1	Field Crew	
ME-CC	2012/13-3	Wet	2/19/2013 8:20:00 PM	3/4/2013 6:09:00 PM	Oil and Grease	n/a	<	1.3	mg/L	EPA 1664A	1.3	5	WKL	
ME-CC	2012/13-3	Wet	2/19/2013 8:20:00 PM	3/4/2013 6:09:00 PM	TPH	n/a	<	1.9	mg/L	EPA 1664A	1.9	5	WKL	
ME-CC	2012/13-3	Wet	2/19/2013 8:20:00 PM	2/27/2013 11:23:00 PM	2-Chloroethyl vinyl ether	n/a	<	0.61	µg/L	EPA 524.2	0.61	1	WKL	
ME-CC	2012/13-3	Wet	2/19/2013 8:20:00 PM	2/27/2013 11:23:00 PM	Methyl tert-butyl ether (MTBE)	n/a	<	0.19	µg/L	EPA 524.2	0.19	2	WKL	
ME-CC	2012/13-3	Wet	2/20/2013 10:50:00 AM	2/28/2013 12:03:00 PM	Chloride	n/a	=	160	mg/L	EPA 300.0	1	5	WKL	D
ME-CC	2012/13-3	Wet	2/20/2013 10:50:00 AM	2/28/2013 12:03:00 PM	Fluoride	n/a	=	0.54	mg/L	EPA 300.0	0.02	0.1	WKL	
ME-CC	2012/13-3	Wet	2/20/2013 10:50:00 AM	3/1/2013 4:10:00 PM	Perchlorate	n/a	<	1.9	µg/L	EPA 314.0	1.9	4	WKL	D
ME-CC	2012/13-3	Wet	2/20/2013 10:50:00 AM	2/25/2013 1:41:00 PM	Calcium	Total	=	66.7	mg/L	EPA 200.7	0.0156	0.1	WKL	
ME-CC	2012/13-3	Wet	2/20/2013 10:50:00 AM	2/25/2013 1:41:00 PM	Magnesium	Total	=	40.7	mg/L	EPA 200.7	0.0121	0.1	WKL	
ME-CC	2012/13-3	Wet	2/20/2013 10:50:00 AM	2/25/2013 10:23:00 PM	Alkalinity as CaCO3	n/a	=	190	mg/L	SM 2320 B	0.56	2	WKL	
ME-CC	2012/13-3	Wet	2/20/2013 10:50:00 AM	2/26/2013 5:11:00 PM	BOD	n/a	=	8.5	mg/L	SM 5210 B	0.1	2	WKL	
ME-CC	2012/13-3	Wet	2/20/2013 10:50:00 AM	3/2/2013 4:05:00 PM	COD	n/a	=	36	mg/L	EPA 410.4	0.73	5	WKL	
ME-CC	2012/13-3	Wet	2/20/2013 10:50:00 AM	2/25/2013 1:41:00 PM	Hardness as CaCO3	Total	=	334	mg/L	EPA 200.7	0.0885	0.662	WKL	
ME-CC	2012/13-3	Wet	2/20/2013 10:50:00 AM	2/21/2013 9:38:00 PM	MBAS	n/a	DNQ	0.022	mg/L	SM 5540 C	0.019	0.05	WKL	
ME-CC	2012/13-3	Wet	2/20/2013 10:50:00 AM	2/25/2013 6:17:00 PM	Phenolics	n/a	=	0.064	mg/L	EPA 420.4	0.0042	0.01	WKL	
ME-CC	2012/13-3	Wet	2/20/2013 10:50:00 AM	3/4/2013 7:13:00 PM	Specific Conductance	n/a	=	1300	µmhos/cm	SM 2510 B	0.23	2	WKL	
ME-CC	2012/13-3	Wet	2/20/2013 10:50:00 AM	2/20/2013 8:19:00 PM	Total Chlorine Residual	n/a	=	0.056	mg/L	SM 4500-Cl G	0.0015	0.05	WKL	BV
ME-CC	2012/13-3	Wet	2/20/2013 10:50:00 AM	2/26/2013 4:20:00 PM	Total Dissolved Solids	n/a	=	730	mg/L	SM 2540 C	4	10	WKL	
ME-CC	2012/13-3	Wet	2/20/2013 10:50:00 AM	3/4/2013 10:20:00 AM	Total Organic Carbon	n/a	=	7.3	mg/L	SM 5310 C	0.036	1.2	WKL	D
ME-CC	2012/13-3	Wet	2/20/2013 10:50:00 AM	2/26/2013 8:27:00 PM	Total Suspended Solids	n/a	=	90	mg/L	SM 2540 D	5	5	WKL	
ME-CC	2012/13-3	Wet	2/20/2013 10:50:00 AM	2/21/2013 7:26:00 PM	Turbidity	n/a	=	25	NTU	EPA 180.1	0.024	0.1	WKL	

Appendix G
Laboratory Environmental Analysis Results

Site ID	Event	Event Type	Sample Date	Analysis Date	Constituent	Fraction	Sign	Result	Units	Method	MDL	Reporting Limit	Analyzing Laboratory	Qualifier
ME-CC	2012/13-3	Wet	2/20/2013 10:50:00 AM	2/26/2013 8:27:00 PM	Volatile Suspended Solids	n/a	<	3.1	mg/L	EPA 160.4	3.1	5	WKL	
ME-CC	2012/13-3	Wet	2/20/2013 10:50:00 AM	3/5/2013 1:48:00 PM	Aluminum	Dissolved	=	170	µg/L	EPA 200.8	0.61	5	WKL	
ME-CC	2012/13-3	Wet	2/20/2013 10:50:00 AM	3/5/2013 1:56:00 PM	Aluminum	Total	=	1100	µg/L	EPA 200.8	2.1	5	WKL	
ME-CC	2012/13-3	Wet	2/20/2013 10:50:00 AM	3/5/2013 1:48:00 PM	Antimony	Dissolved	DNQ	0.39	µg/L	EPA 200.8	0.04	0.5	WKL	
ME-CC	2012/13-3	Wet	2/20/2013 10:50:00 AM	3/5/2013 1:56:00 PM	Antimony	Total	DNQ	0.45	µg/L	EPA 200.8	0.04	0.5	WKL	
ME-CC	2012/13-3	Wet	2/20/2013 10:50:00 AM	3/5/2013 1:48:00 PM	Arsenic	Dissolved	=	3.2	µg/L	EPA 200.8	0.036	0.4	WKL	
ME-CC	2012/13-3	Wet	2/20/2013 10:50:00 AM	3/5/2013 1:56:00 PM	Arsenic	Total	=	3.3	µg/L	EPA 200.8	0.13	0.4	WKL	
ME-CC	2012/13-3	Wet	2/20/2013 10:50:00 AM	3/5/2013 1:56:00 PM	Barium	Total	=	36	µg/L	EPA 200.8	0.097	0.5	WKL	
ME-CC	2012/13-3	Wet	2/20/2013 10:50:00 AM	3/5/2013 1:48:00 PM	Beryllium	Dissolved	<	0.088	µg/L	EPA 200.8	0.088	0.1	WKL	
ME-CC	2012/13-3	Wet	2/20/2013 10:50:00 AM	3/5/2013 1:56:00 PM	Beryllium	Total	<	0.088	µg/L	EPA 200.8	0.088	0.1	WKL	
ME-CC	2012/13-3	Wet	2/20/2013 10:50:00 AM	3/5/2013 1:48:00 PM	Cadmium	Dissolved	=	0.26	µg/L	EPA 200.8	0.02	0.1	WKL	
ME-CC	2012/13-3	Wet	2/20/2013 10:50:00 AM	3/5/2013 1:56:00 PM	Cadmium	Total	=	0.27	µg/L	EPA 200.8	0.02	0.1	WKL	
ME-CC	2012/13-3	Wet	2/20/2013 10:50:00 AM	3/5/2013 1:48:00 PM	Chromium	Dissolved	=	0.75	µg/L	EPA 200.8	0.074	0.2	WKL	
ME-CC	2012/13-3	Wet	2/20/2013 10:50:00 AM	3/5/2013 1:56:00 PM	Chromium	Total	=	3.4	µg/L	EPA 200.8	0.074	0.2	WKL	
ME-CC	2012/13-3	Wet	2/20/2013 10:50:00 AM	3/4/2013 9:56:00 AM	Chromium VI	n/a	DNQ	0.17	µg/L	EPA 218.6	0.0059	0.3	WKL	
ME-CC	2012/13-3	Wet	2/20/2013 10:50:00 AM	3/5/2013 1:48:00 PM	Copper	Dissolved	=	6.2	µg/L	EPA 200.8	0.27	0.5	WKL	
ME-CC	2012/13-3	Wet	2/20/2013 10:50:00 AM	3/5/2013 1:56:00 PM	Copper	Total	=	7.2	µg/L	EPA 200.8	0.27	0.5	WKL	
ME-CC	2012/13-3	Wet	2/20/2013 10:50:00 AM	2/25/2013 1:39:00 PM	Iron	Dissolved	=	220	µg/L	EPA 200.7	1.1	10	WKL	
ME-CC	2012/13-3	Wet	2/20/2013 10:50:00 AM	2/25/2013 1:41:00 PM	Iron	Total	=	1500	µg/L	EPA 200.7	1.1	10	WKL	
ME-CC	2012/13-3	Wet	2/20/2013 10:50:00 AM	3/5/2013 1:48:00 PM	Lead	Dissolved	=	1.3	µg/L	EPA 200.8	0.011	0.2	WKL	
ME-CC	2012/13-3	Wet	2/20/2013 10:50:00 AM	3/5/2013 1:56:00 PM	Lead	Total	=	1.6	µg/L	EPA 200.8	0.035	0.2	WKL	
ME-CC	2012/13-3	Wet	2/20/2013 10:50:00 AM	2/25/2013 6:59:00 PM	Mercury	Dissolved	DNQ	10	ng/L	EPA 245.1	3.9	50	WKL	
ME-CC	2012/13-3	Wet	2/20/2013 10:50:00 AM	2/25/2013 6:59:00 PM	Mercury	Total	DNQ	24	ng/L	EPA 245.1	3.9	50	WKL	
ME-CC	2012/13-3	Wet	2/20/2013 10:50:00 AM	3/5/2013 1:48:00 PM	Nickel	Dissolved	=	4.2	µg/L	EPA 200.8	0.13	0.8	WKL	
ME-CC	2012/13-3	Wet	2/20/2013 10:50:00 AM	3/5/2013 1:56:00 PM	Nickel	Total	=	5.8	µg/L	EPA 200.8	0.13	0.8	WKL	
ME-CC	2012/13-3	Wet	2/20/2013 10:50:00 AM	3/5/2013 1:48:00 PM	Selenium	Dissolved	=	1.4	µg/L	EPA 200.8	0.28	0.4	WKL	
ME-CC	2012/13-3	Wet	2/20/2013 10:50:00 AM	3/5/2013 1:56:00 PM	Selenium	Total	=	1.4	µg/L	EPA 200.8	0.28	0.4	WKL	
ME-CC	2012/13-3	Wet	2/20/2013 10:50:00 AM	3/5/2013 1:48:00 PM	Silver	Dissolved	<	0.027	µg/L	EPA 200.8	0.027	0.2	WKL	
ME-CC	2012/13-3	Wet	2/20/2013 10:50:00 AM	3/5/2013 1:56:00 PM	Silver	Total	DNQ	0.03	µg/L	EPA 200.8	0.027	0.2	WKL	
ME-CC	2012/13-3	Wet	2/20/2013 10:50:00 AM	3/5/2013 1:48:00 PM	Thallium	Dissolved	DNQ	0.01	µg/L	EPA 200.8	0.009	0.2	WKL	
ME-CC	2012/13-3	Wet	2/20/2013 10:50:00 AM	3/5/2013 1:56:00 PM	Thallium	Total	<	0.034	µg/L	EPA 200.8	0.034	0.2	WKL	
ME-CC	2012/13-3	Wet	2/20/2013 10:50:00 AM	3/5/2013 1:48:00 PM	Zinc	Dissolved	=	25	µg/L	EPA 200.8	1.1	5	WKL	
ME-CC	2012/13-3	Wet	2/20/2013 10:50:00 AM	3/5/2013 1:56:00 PM	Zinc	Total	=	27	µg/L	EPA 200.8	1.1	5	WKL	
ME-CC	2012/13-3	Wet	2/20/2013 10:50:00 AM	3/12/2013 6:37:00 PM	Ammonia as N	n/a	=	0.24	mg/L	EPA 350.1	0.048	0.1	WKL	
ME-CC	2012/13-3	Wet	2/20/2013 10:50:00 AM	2/21/2013 7:50:00 PM	Nitrate + Nitrite as N	n/a	=	4.7	mg/L	EPA 353.2	0.01	0.1	WKL	
ME-CC	2012/13-3	Wet	2/20/2013 10:50:00 AM	2/21/2013 7:50:00 PM	Nitrate as N	n/a	=	4.6	mg/L	EPA 353.2	0.041	0.1	WKL	
ME-CC	2012/13-3	Wet	2/20/2013 10:50:00 AM	3/14/2013 4:32:00 PM	Phosphorus as P	Dissolved	=	1.4	mg/L	EPA 365.1	0.035	0.25	WKL	D
ME-CC	2012/13-3	Wet	2/20/2013 10:50:00 AM	3/5/2013 3:19:00 PM	Phosphorus as P	Total	=	1.7	mg/L	EPA 365.1	0.014	0.1	WKL	D
ME-CC	2012/13-3	Wet	2/20/2013 10:50:00 AM	3/12/2013 10:08:00 PM	TKN	n/a	=	1.4	mg/L	EPA 351.2	0.074	0.1	WKL	
ME-CC	2012/13-3	Wet	2/20/2013 10:50:00 AM	3/6/2013 7:46:00 PM	1,2,4-Trichlorobenzene	n/a	<	0.55	µg/L	EPA 625	0.55	1	WKL	GB
ME-CC	2012/13-3	Wet	2/20/2013 10:50:00 AM	3/6/2013 7:46:00 PM	1,2-Dichlorobenzene	n/a	<	0.57	µg/L	EPA 625	0.57	1	WKL	GB
ME-CC	2012/13-3	Wet	2/20/2013 10:50:00 AM	3/6/2013 7:46:00 PM	1,2-Diphenylhydrazine	n/a	<	0.25	µg/L	EPA 625	0.25	1	WKL	
ME-CC	2012/13-3	Wet	2/20/2013 10:50:00 AM	3/6/2013 7:46:00 PM	1,3-Dichlorobenzene	n/a	<	0.53	µg/L	EPA 625	0.53	1	WKL	
ME-CC	2012/13-3	Wet	2/20/2013 10:50:00 AM	3/6/2013 7:46:00 PM	1,4-Dichlorobenzene	n/a	<	0.55	µg/L	EPA 625	0.55	1	WKL	
ME-CC	2012/13-3	Wet	2/20/2013 10:50:00 AM	3/21/2013 5:51:00 AM	1-Methylnaphthalene	n/a	<	0.1	µg/L	EPA 8270Cm	0.1	0.1	WKL	
ME-CC	2012/13-3	Wet	2/20/2013 10:50:00 AM	3/20/2013 9:33:00 PM	2,4,5-Trichlorophenol	n/a	<	0.29	µg/L	EPA 8270Cm	0.29	1	WKL	
ME-CC	2012/13-3	Wet	2/20/2013 10:50:00 AM	3/20/2013 9:33:00 PM	2,4,6-Trichlorophenol	n/a	DNQ	0.33	µg/L	EPA 8270Cm	0.3	1	WKL	
ME-CC	2012/13-3	Wet	2/20/2013 10:50:00 AM	3/20/2013 9:33:00 PM	2,4-Dichlorophenol	n/a	<	0.51	µg/L	EPA 8270Cm	0.51	1	WKL	

Appendix G
Laboratory Environmental Analysis Results

Site ID	Event	Event Type	Sample Date	Analysis Date	Constituent	Fraction	Sign	Result	Units	Method	MDL	Reporting Limit	Analyzing Laboratory	Qualifier
ME-CC	2012/13-3	Wet	2/20/2013 10:50:00 AM	3/20/2013 9:33:00 PM	2,4-Dimethylphenol	n/a	<	1	µg/L	EPA 8270Cm	1	2	WKL	
ME-CC	2012/13-3	Wet	2/20/2013 10:50:00 AM	3/20/2013 9:33:00 PM	2,4-Dinitrophenol	n/a	<	1	µg/L	EPA 8270Cm	1	2	WKL	
ME-CC	2012/13-3	Wet	2/20/2013 10:50:00 AM	3/6/2013 7:46:00 PM	2,4-Dinitrotoluene	n/a	<	0.18	µg/L	EPA 625	0.18	1	WKL	GB
ME-CC	2012/13-3	Wet	2/20/2013 10:50:00 AM	3/6/2013 7:46:00 PM	2,6-Dinitrotoluene	n/a	<	0.27	µg/L	EPA 625	0.27	1	WKL	GB
ME-CC	2012/13-3	Wet	2/20/2013 10:50:00 AM	3/6/2013 7:46:00 PM	2-Chloronaphthalene	n/a	<	0.45	µg/L	EPA 625	0.45	1	WKL	GB
ME-CC	2012/13-3	Wet	2/20/2013 10:50:00 AM	3/20/2013 9:33:00 PM	2-Chlorophenol	n/a	<	0.65	µg/L	EPA 8270Cm	0.65	1	WKL	
ME-CC	2012/13-3	Wet	2/20/2013 10:50:00 AM	3/21/2013 5:51:00 AM	2-Methylnaphthalene	n/a	<	0.1	µg/L	EPA 8270Cm	0.1	0.1	WKL	
ME-CC	2012/13-3	Wet	2/20/2013 10:50:00 AM	3/20/2013 9:33:00 PM	2-Methylphenol	n/a	<	0.34	µg/L	EPA 8270Cm	0.34	1	WKL	
ME-CC	2012/13-3	Wet	2/20/2013 10:50:00 AM	3/20/2013 9:33:00 PM	2-Nitrophenol	n/a	<	0.71	µg/L	EPA 8270Cm	0.71	1	WKL	
ME-CC	2012/13-3	Wet	2/20/2013 10:50:00 AM	3/6/2013 7:46:00 PM	3,3'-Dichlorobenzidine	n/a	<	1.2	µg/L	EPA 625	1.2	5	WKL	GB
ME-CC	2012/13-3	Wet	2/20/2013 10:50:00 AM	3/20/2013 9:33:00 PM	3-/4-Methylphenol	n/a	<	0.3	µg/L	EPA 8270Cm	0.3	1	WKL	
ME-CC	2012/13-3	Wet	2/20/2013 10:50:00 AM	3/20/2013 9:33:00 PM	4,6-Dinitro-2-methylphenol	n/a	<	0.14	µg/L	EPA 8270Cm	0.14	1	WKL	
ME-CC	2012/13-3	Wet	2/20/2013 10:50:00 AM	3/6/2013 7:46:00 PM	4-Bromophenyl phenyl ether	n/a	<	0.36	µg/L	EPA 625	0.36	1	WKL	GB
ME-CC	2012/13-3	Wet	2/20/2013 10:50:00 AM	3/20/2013 9:33:00 PM	4-Chloro-3-methylphenol	n/a	<	0.37	µg/L	EPA 8270Cm	0.37	1	WKL	
ME-CC	2012/13-3	Wet	2/20/2013 10:50:00 AM	3/6/2013 7:46:00 PM	4-Chlorophenyl phenyl ether	n/a	<	0.41	µg/L	EPA 625	0.41	1	WKL	
ME-CC	2012/13-3	Wet	2/20/2013 10:50:00 AM	3/20/2013 9:33:00 PM	4-Nitrophenol	n/a	<	1	µg/L	EPA 8270Cm	1	2	WKL	
ME-CC	2012/13-3	Wet	2/20/2013 10:50:00 AM	3/21/2013 5:51:00 AM	Acenaphthene	n/a	<	0.1	µg/L	EPA 8270Cm	0.1	0.1	WKL	
ME-CC	2012/13-3	Wet	2/20/2013 10:50:00 AM	3/21/2013 5:51:00 AM	Acenaphthylene	n/a	<	0.1	µg/L	EPA 8270Cm	0.1	0.1	WKL	
ME-CC	2012/13-3	Wet	2/20/2013 10:50:00 AM	3/21/2013 5:51:00 AM	Anthracene	n/a	<	0.1	µg/L	EPA 8270Cm	0.1	0.1	WKL	
ME-CC	2012/13-3	Wet	2/20/2013 10:50:00 AM	3/21/2013 5:51:00 AM	Benz(a)anthracene	n/a	<	0.1	µg/L	EPA 8270Cm	0.1	0.1	WKL	
ME-CC	2012/13-3	Wet	2/20/2013 10:50:00 AM	3/6/2013 7:46:00 PM	Benzidine	n/a	<	3.7	µg/L	EPA 625	3.7	10	WKL	
ME-CC	2012/13-3	Wet	2/20/2013 10:50:00 AM	3/15/2013 1:24:00 AM	Benzo(a)pyrene	n/a	<	0.07	µg/L	EPA 525.2	0.07	0.1	WKL	
ME-CC	2012/13-3	Wet	2/20/2013 10:50:00 AM	3/21/2013 5:51:00 AM	Benzo(b)fluoranthene	n/a	<	0.1	µg/L	EPA 8270Cm	0.1	0.1	WKL	
ME-CC	2012/13-3	Wet	2/20/2013 10:50:00 AM	3/21/2013 5:51:00 AM	Benzo(g,h,i)perylene	n/a	<	0.1	µg/L	EPA 8270Cm	0.1	0.1	WKL	
ME-CC	2012/13-3	Wet	2/20/2013 10:50:00 AM	3/21/2013 5:51:00 AM	Benzo(k)fluoranthene	n/a	<	0.1	µg/L	EPA 8270Cm	0.1	0.1	WKL	
ME-CC	2012/13-3	Wet	2/20/2013 10:50:00 AM	3/6/2013 7:46:00 PM	Bis(2-chloroethoxy)methane	n/a	<	0.25	µg/L	EPA 625	0.25	1	WKL	GB
ME-CC	2012/13-3	Wet	2/20/2013 10:50:00 AM	3/6/2013 7:46:00 PM	Bis(2-chloroethyl)ether	n/a	<	0.27	µg/L	EPA 625	0.27	1	WKL	
ME-CC	2012/13-3	Wet	2/20/2013 10:50:00 AM	3/6/2013 7:46:00 PM	Bis(2-chloroisopropyl)ether	n/a	<	0.38	µg/L	EPA 625	0.38	1	WKL	GB
ME-CC	2012/13-3	Wet	2/20/2013 10:50:00 AM	3/15/2013 1:24:00 AM	Bis(2-ethylhexyl)adipate	n/a	<	0.1	µg/L	EPA 525.2	0.1	5	WKL	
ME-CC	2012/13-3	Wet	2/20/2013 10:50:00 AM	3/15/2013 1:24:00 AM	Bis(2-ethylhexyl)phthalate	n/a	<	1.1	µg/L	EPA 525.2	1.1	3	WKL	
ME-CC	2012/13-3	Wet	2/20/2013 10:50:00 AM	3/6/2013 7:46:00 PM	Butyl benzyl phthalate	n/a	<	0.18	µg/L	EPA 625	0.18	1	WKL	
ME-CC	2012/13-3	Wet	2/20/2013 10:50:00 AM	3/21/2013 5:51:00 AM	Chrysene	n/a	<	0.1	µg/L	EPA 8270Cm	0.1	0.1	WKL	
ME-CC	2012/13-3	Wet	2/20/2013 10:50:00 AM	3/21/2013 5:51:00 AM	Dibenz(a,h)anthracene	n/a	<	0.1	µg/L	EPA 8270Cm	0.1	0.1	WKL	
ME-CC	2012/13-3	Wet	2/20/2013 10:50:00 AM	3/6/2013 7:46:00 PM	Diethyl phthalate	n/a	DNQ	0.43	µg/L	EPA 625	0.15	1	WKL	
ME-CC	2012/13-3	Wet	2/20/2013 10:50:00 AM	3/6/2013 7:46:00 PM	Dimethyl phthalate	n/a	<	0.18	µg/L	EPA 625	0.18	1	WKL	
ME-CC	2012/13-3	Wet	2/20/2013 10:50:00 AM	3/6/2013 7:46:00 PM	Di-n-butylphthalate	n/a	<	0.24	µg/L	EPA 625	0.24	1	WKL	
ME-CC	2012/13-3	Wet	2/20/2013 10:50:00 AM	3/6/2013 7:46:00 PM	Di-n-octylphthalate	n/a	<	0.19	µg/L	EPA 625	0.19	1	WKL	
ME-CC	2012/13-3	Wet	2/20/2013 10:50:00 AM	3/21/2013 5:51:00 AM	Fluoranthene	n/a	<	0.1	µg/L	EPA 8270Cm	0.1	0.1	WKL	
ME-CC	2012/13-3	Wet	2/20/2013 10:50:00 AM	3/21/2013 5:51:00 AM	Fluorene	n/a	<	0.1	µg/L	EPA 8270Cm	0.1	0.1	WKL	
ME-CC	2012/13-3	Wet	2/20/2013 10:50:00 AM	3/6/2013 7:46:00 PM	Hexachlorobenzene	n/a	<	0.49	µg/L	EPA 625	0.49	1	WKL	
ME-CC	2012/13-3	Wet	2/20/2013 10:50:00 AM	3/6/2013 7:46:00 PM	Hexachlorobutadiene	n/a	<	0.47	µg/L	EPA 625	0.47	1	WKL	
ME-CC	2012/13-3	Wet	2/20/2013 10:50:00 AM	3/6/2013 7:46:00 PM	Hexachlorocyclopentadiene	n/a	<	1.5	µg/L	EPA 625	1.5	5	WKL	
ME-CC	2012/13-3	Wet	2/20/2013 10:50:00 AM	3/6/2013 7:46:00 PM	Hexachloroethane	n/a	<	0.52	µg/L	EPA 625	0.52	1	WKL	GB
ME-CC	2012/13-3	Wet	2/20/2013 10:50:00 AM	3/21/2013 5:51:00 AM	Indeno(1,2,3-cd)pyrene	n/a	<	0.1	µg/L	EPA 8270Cm	0.1	0.1	WKL	
ME-CC	2012/13-3	Wet	2/20/2013 10:50:00 AM	3/6/2013 7:46:00 PM	Isophorone	n/a	<	0.21	µg/L	EPA 625	0.21	1	WKL	
ME-CC	2012/13-3	Wet	2/20/2013 10:50:00 AM	3/21/2013 5:51:00 AM	Naphthalene	n/a	<	0.1	µg/L	EPA 8270Cm	0.1	0.1	WKL	
ME-CC	2012/13-3	Wet	2/20/2013 10:50:00 AM	3/6/2013 7:46:00 PM	Nitrobenzene	n/a	<	0.36	µg/L	EPA 625	0.36	1	WKL	GB
ME-CC	2012/13-3	Wet	2/20/2013 10:50:00 AM	3/6/2013 7:46:00 PM	N-Nitrosodimethylamine	n/a	<	0.14	µg/L	EPA 625	0.14	1	WKL	

Appendix G
Laboratory Environmental Analysis Results

Site ID	Event	Event Type	Sample Date	Analysis Date	Constituent	Fraction	Sign	Result	Units	Method	MDL	Reporting Limit	Analyzing Laboratory	Qualifier
ME-CC	2012/13-3	Wet	2/20/2013 10:50:00 AM	3/6/2013 7:46:00 PM	N-Nitrosodi-N-propylamine	n/a	<	0.26	µg/L	EPA 625	0.26	1	WKL	
ME-CC	2012/13-3	Wet	2/20/2013 10:50:00 AM	3/6/2013 7:46:00 PM	N-Nitrosodiphenylamine	n/a	<	0.19	µg/L	EPA 625	0.19	1	WKL	
ME-CC	2012/13-3	Wet	2/20/2013 10:50:00 AM	3/21/2013 5:51:00 AM	Phenanthrene	n/a	<	0.1	µg/L	EPA 8270Cm	0.1	0.1	WKL	
ME-CC	2012/13-3	Wet	2/20/2013 10:50:00 AM	3/20/2013 9:33:00 PM	Phenol	n/a	<	0.35	µg/L	EPA 8270Cm	0.35	1	WKL	
ME-CC	2012/13-3	Wet	2/20/2013 10:50:00 AM	3/21/2013 5:51:00 AM	Pyrene	n/a	<	0.1	µg/L	EPA 8270Cm	0.1	0.1	WKL	
ME-CC	2012/13-3	Wet	2/20/2013 10:50:00 AM	3/14/2013 12:10:00 AM	PCB Aroclor 1016	n/a	<	0.05	µg/L	EPA 608	0.05	0.5	WKL	
ME-CC	2012/13-3	Wet	2/20/2013 10:50:00 AM	3/14/2013 12:10:00 AM	PCB Aroclor 1221	n/a	<	0.06	µg/L	EPA 608	0.06	0.5	WKL	
ME-CC	2012/13-3	Wet	2/20/2013 10:50:00 AM	3/14/2013 12:10:00 AM	PCB Aroclor 1232	n/a	<	0.15	µg/L	EPA 608	0.15	0.5	WKL	
ME-CC	2012/13-3	Wet	2/20/2013 10:50:00 AM	3/14/2013 12:10:00 AM	PCB Aroclor 1242	n/a	<	0.07	µg/L	EPA 608	0.07	0.5	WKL	
ME-CC	2012/13-3	Wet	2/20/2013 10:50:00 AM	3/14/2013 12:10:00 AM	PCB Aroclor 1248	n/a	<	0.06	µg/L	EPA 608	0.06	0.5	WKL	
ME-CC	2012/13-3	Wet	2/20/2013 10:50:00 AM	3/14/2013 12:10:00 AM	PCB Aroclor 1254	n/a	<	0.04	µg/L	EPA 608	0.04	0.5	WKL	
ME-CC	2012/13-3	Wet	2/20/2013 10:50:00 AM	3/14/2013 12:10:00 AM	PCB Aroclor 1260	n/a	<	0.04	µg/L	EPA 608	0.04	0.5	WKL	
ME-CC	2012/13-3	Wet	2/20/2013 10:50:00 AM	2/26/2013 3:55:00 PM	2,4,5-T	n/a	<	0.07	µg/L	EPA 515.3	0.07	0.2	WKL	
ME-CC	2012/13-3	Wet	2/20/2013 10:50:00 AM	2/26/2013 3:55:00 PM	2,4,5-TP	n/a	<	0.09	µg/L	EPA 515.3	0.09	0.2	WKL	
ME-CC	2012/13-3	Wet	2/20/2013 10:50:00 AM	2/26/2013 3:55:00 PM	2,4-D	n/a	<	0.07	µg/L	EPA 515.3	0.07	0.4	WKL	
ME-CC	2012/13-3	Wet	2/20/2013 10:50:00 AM	2/26/2013 3:55:00 PM	2,4-DB	n/a	<	0.07	µg/L	EPA 515.3	0.07	2	WKL	
ME-CC	2012/13-3	Wet	2/20/2013 10:50:00 AM	2/26/2013 3:55:00 PM	3,5-Dichlorobenzoic acid	n/a	<	0.09	µg/L	EPA 515.3	0.09	1	WKL	
ME-CC	2012/13-3	Wet	2/20/2013 10:50:00 AM	3/14/2013 12:10:00 AM	4,4'-DDD	n/a	<	0.003	µg/L	EPA 608	0.003	0.05	WKL	
ME-CC	2012/13-3	Wet	2/20/2013 10:50:00 AM	3/14/2013 12:10:00 AM	4,4'-DDE	n/a	DNQ	0.022	µg/L	EPA 608	0.0025	0.05	WKL	
ME-CC	2012/13-3	Wet	2/20/2013 10:50:00 AM	3/14/2013 12:10:00 AM	4,4'-DDT	n/a	<	0.0031	µg/L	EPA 608	0.0031	0.01	WKL	
ME-CC	2012/13-3	Wet	2/20/2013 10:50:00 AM	2/26/2013 3:55:00 PM	Acifluorfen	n/a	<	0.06	µg/L	EPA 515.3	0.06	0.4	WKL	
ME-CC	2012/13-3	Wet	2/20/2013 10:50:00 AM	3/15/2013 1:24:00 AM	Alachlor	n/a	<	0.022	µg/L	EPA 525.2	0.022	0.1	WKL	
ME-CC	2012/13-3	Wet	2/20/2013 10:50:00 AM	3/14/2013 12:10:00 AM	Aldrin	n/a	<	0.0015	µg/L	EPA 608	0.0015	0.005	WKL	
ME-CC	2012/13-3	Wet	2/20/2013 10:50:00 AM	3/14/2013 12:10:00 AM	alpha-BHC	n/a	<	0.0018	µg/L	EPA 608	0.0018	0.01	WKL	
ME-CC	2012/13-3	Wet	2/20/2013 10:50:00 AM	3/14/2013 12:10:00 AM	alpha-Chlordane	n/a	<	0.0041	µg/L	EPA 608	0.0041	0.01	WKL	
ME-CC	2012/13-3	Wet	2/20/2013 10:50:00 AM	3/15/2013 1:24:00 AM	Atrazine	n/a	<	0.034	µg/L	EPA 525.2	0.034	0.1	WKL	
ME-CC	2012/13-3	Wet	2/20/2013 10:50:00 AM	3/15/2013 6:11:00 AM	Azinphos methyl	n/a	<	0.0055	µg/L	EPA 525.2	0.0055	0.01	WKL	
ME-CC	2012/13-3	Wet	2/20/2013 10:50:00 AM	2/26/2013 3:55:00 PM	Bentazon	n/a	<	0.11	µg/L	EPA 515.3	0.11	2	WKL	
ME-CC	2012/13-3	Wet	2/20/2013 10:50:00 AM	3/14/2013 12:10:00 AM	beta-BHC	n/a	<	0.0031	µg/L	EPA 608	0.0031	0.005	WKL	
ME-CC	2012/13-3	Wet	2/20/2013 10:50:00 AM	3/15/2013 6:11:00 AM	Bolstar	n/a	<	0.0046	µg/L	EPA 525.2	0.0046	0.01	WKL	
ME-CC	2012/13-3	Wet	2/20/2013 10:50:00 AM	3/15/2013 1:24:00 AM	Bromacil	n/a	<	0.038	µg/L	EPA 525.2	0.038	1	WKL	
ME-CC	2012/13-3	Wet	2/20/2013 10:50:00 AM	3/15/2013 1:24:00 AM	Butachlor	n/a	<	0.017	µg/L	EPA 525.2	0.017	0.2	WKL	
ME-CC	2012/13-3	Wet	2/20/2013 10:50:00 AM	3/15/2013 1:24:00 AM	Captan	n/a	<	0.86	µg/L	EPA 525.2	0.86	1	WKL	
ME-CC	2012/13-3	Wet	2/20/2013 10:50:00 AM	3/14/2013 12:10:00 AM	Chlordane (technical)	n/a	<	0.08	µg/L	EPA 608	0.08	0.1	WKL	
ME-CC	2012/13-3	Wet	2/20/2013 10:50:00 AM	3/15/2013 1:24:00 AM	Chloropropham	n/a	<	0.01	µg/L	EPA 525.2	0.01	0.1	WKL	
ME-CC	2012/13-3	Wet	2/20/2013 10:50:00 AM	3/15/2013 6:11:00 AM	Chlorpyrifos	n/a	<	0.0069	µg/L	EPA 525.2	0.0069	0.01	WKL	
ME-CC	2012/13-3	Wet	2/20/2013 10:50:00 AM	3/15/2013 6:11:00 AM	Coumaphos	n/a	<	0.0051	µg/L	EPA 525.2	0.0051	0.01	WKL	
ME-CC	2012/13-3	Wet	2/20/2013 10:50:00 AM	3/15/2013 1:24:00 AM	Cyanazine	n/a	<	0.024	µg/L	EPA 525.2	0.024	0.1	WKL	
ME-CC	2012/13-3	Wet	2/20/2013 10:50:00 AM	2/26/2013 3:55:00 PM	Dalapon	n/a	<	0.1	µg/L	EPA 515.3	0.1	0.4	WKL	
ME-CC	2012/13-3	Wet	2/20/2013 10:50:00 AM	2/26/2013 3:55:00 PM	DCPA (Dacthal)	n/a	=	1.2	µg/L	EPA 515.3	0.07	0.1	WKL	
ME-CC	2012/13-3	Wet	2/20/2013 10:50:00 AM	3/14/2013 12:10:00 AM	delta-BHC	n/a	<	0.0025	µg/L	EPA 608	0.0025	0.005	WKL	
ME-CC	2012/13-3	Wet	2/20/2013 10:50:00 AM	3/15/2013 6:11:00 AM	Demeton-O	n/a	<	0.01	µg/L	EPA 525.2	0.01	0.01	WKL	
ME-CC	2012/13-3	Wet	2/20/2013 10:50:00 AM	3/15/2013 6:11:00 AM	Demeton-S	n/a	<	0.01	µg/L	EPA 525.2	0.01	0.01	WKL	
ME-CC	2012/13-3	Wet	2/20/2013 10:50:00 AM	3/15/2013 6:11:00 AM	Diazinon	n/a	<	0.0052	µg/L	EPA 525.2	0.0052	0.01	WKL	
ME-CC	2012/13-3	Wet	2/20/2013 10:50:00 AM	2/26/2013 3:55:00 PM	Dicamba	n/a	<	0.12	µg/L	EPA 515.3	0.12	0.6	WKL	
ME-CC	2012/13-3	Wet	2/20/2013 10:50:00 AM	2/26/2013 3:55:00 PM	Dichlorprop	n/a	<	0.08	µg/L	EPA 515.3	0.08	0.3	WKL	
ME-CC	2012/13-3	Wet	2/20/2013 10:50:00 AM	3/15/2013 6:11:00 AM	Dichlorvos	n/a	<	0.0029	µg/L	EPA 525.2	0.0029	0.01	WKL	
ME-CC	2012/13-3	Wet	2/20/2013 10:50:00 AM	3/14/2013 12:10:00 AM	Dieldrin	n/a	<	0.0021	µg/L	EPA 608	0.0021	0.01	WKL	

Appendix G
Laboratory Environmental Analysis Results

Site ID	Event	Event Type	Sample Date	Analysis Date	Constituent	Fraction	Sign	Result	Units	Method	MDL	Reporting Limit	Analyzing Laboratory	Qualifier
ME-CC	2012/13-3	Wet	2/20/2013 10:50:00 AM	3/15/2013 6:11:00 AM	Dimethoate	n/a	<	0.0062	µg/L	EPA 525.2	0.0062	0.01	WKL	
ME-CC	2012/13-3	Wet	2/20/2013 10:50:00 AM	2/26/2013 3:55:00 PM	Dinoseb	n/a	<	0.14	µg/L	EPA 515.3	0.14	0.4	WKL	
ME-CC	2012/13-3	Wet	2/20/2013 10:50:00 AM	3/15/2013 1:24:00 AM	Diphenamid	n/a	<	0.024	µg/L	EPA 525.2	0.024	0.1	WKL	
ME-CC	2012/13-3	Wet	2/20/2013 10:50:00 AM	3/15/2013 6:11:00 AM	Disulfoton	n/a	<	0.01	µg/L	EPA 525.2	0.01	0.01	WKL	
ME-CC	2012/13-3	Wet	2/20/2013 10:50:00 AM	3/14/2013 12:10:00 AM	Endosulfan I	n/a	<	0.0017	µg/L	EPA 608	0.0017	0.02	WKL	
ME-CC	2012/13-3	Wet	2/20/2013 10:50:00 AM	3/14/2013 12:10:00 AM	Endosulfan II	n/a	<	0.0019	µg/L	EPA 608	0.0019	0.01	WKL	
ME-CC	2012/13-3	Wet	2/20/2013 10:50:00 AM	3/14/2013 12:10:00 AM	Endosulfan sulfate	n/a	<	0.008	µg/L	EPA 608	0.008	0.05	WKL	
ME-CC	2012/13-3	Wet	2/20/2013 10:50:00 AM	3/14/2013 12:10:00 AM	Endrin	n/a	<	0.0028	µg/L	EPA 608	0.0028	0.01	WKL	
ME-CC	2012/13-3	Wet	2/20/2013 10:50:00 AM	3/14/2013 12:10:00 AM	Endrin aldehyde	n/a	<	0.003	µg/L	EPA 608	0.003	0.01	WKL	
ME-CC	2012/13-3	Wet	2/20/2013 10:50:00 AM	3/15/2013 1:24:00 AM	EPTC	n/a	<	0.017	µg/L	EPA 525.2	0.017	1	WKL	
ME-CC	2012/13-3	Wet	2/20/2013 10:50:00 AM	3/15/2013 6:11:00 AM	Ethoprop	n/a	<	0.0067	µg/L	EPA 525.2	0.0067	0.01	WKL	
ME-CC	2012/13-3	Wet	2/20/2013 10:50:00 AM	3/15/2013 6:11:00 AM	Ethyl parathion	n/a	<	0.0054	µg/L	EPA 525.2	0.0054	0.01	WKL	
ME-CC	2012/13-3	Wet	2/20/2013 10:50:00 AM	3/15/2013 6:11:00 AM	Fensulfothion	n/a	<	0.0029	µg/L	EPA 525.2	0.0029	0.01	WKL	
ME-CC	2012/13-3	Wet	2/20/2013 10:50:00 AM	3/15/2013 6:11:00 AM	Fenthion	n/a	<	0.0038	µg/L	EPA 525.2	0.0038	0.01	WKL	
ME-CC	2012/13-3	Wet	2/20/2013 10:50:00 AM	3/14/2013 12:10:00 AM	gamma-BHC (Lindane)	n/a	<	0.0021	µg/L	EPA 608	0.0021	0.02	WKL	
ME-CC	2012/13-3	Wet	2/20/2013 10:50:00 AM	3/14/2013 12:10:00 AM	gamma-Chlordane	n/a	<	0.0044	µg/L	EPA 608	0.0044	0.01	WKL	
ME-CC	2012/13-3	Wet	2/20/2013 10:50:00 AM	2/25/2013 5:50:00 PM	Glyphosate	n/a	=	14	µg/L	EPA 547	1.8	5	WKL	
ME-CC	2012/13-3	Wet	2/20/2013 10:50:00 AM	3/14/2013 12:10:00 AM	Heptachlor	n/a	<	0.0017	µg/L	EPA 608	0.0017	0.01	WKL	
ME-CC	2012/13-3	Wet	2/20/2013 10:50:00 AM	3/14/2013 12:10:00 AM	Heptachlor epoxide	n/a	<	0.0019	µg/L	EPA 608	0.0019	0.01	WKL	
ME-CC	2012/13-3	Wet	2/20/2013 10:50:00 AM	3/15/2013 6:11:00 AM	Malathion	n/a	<	0.0076	µg/L	EPA 525.2	0.0076	0.01	WKL	
ME-CC	2012/13-3	Wet	2/20/2013 10:50:00 AM	3/15/2013 6:11:00 AM	Merphos	n/a	<	0.0058	µg/L	EPA 525.2	0.0058	0.01	WKL	
ME-CC	2012/13-3	Wet	2/20/2013 10:50:00 AM	3/14/2013 12:10:00 AM	Methoxychlor	n/a	<	0.0054	µg/L	EPA 608	0.0054	0.02	WKL	
ME-CC	2012/13-3	Wet	2/20/2013 10:50:00 AM	3/15/2013 6:11:00 AM	Methyl parathion	n/a	<	0.0063	µg/L	EPA 525.2	0.0063	0.01	WKL	
ME-CC	2012/13-3	Wet	2/20/2013 10:50:00 AM	3/15/2013 1:24:00 AM	Metolachlor	n/a	<	0.012	µg/L	EPA 525.2	0.012	0.1	WKL	
ME-CC	2012/13-3	Wet	2/20/2013 10:50:00 AM	3/15/2013 1:24:00 AM	Metribuzin	n/a	<	0.015	µg/L	EPA 525.2	0.015	0.1	WKL	
ME-CC	2012/13-3	Wet	2/20/2013 10:50:00 AM	3/15/2013 6:11:00 AM	Mevinphos	n/a	<	0.0042	µg/L	EPA 525.2	0.0042	0.01	WKL	
ME-CC	2012/13-3	Wet	2/20/2013 10:50:00 AM	3/15/2013 1:24:00 AM	Molinate	n/a	<	0.039	µg/L	EPA 525.2	0.039	0.1	WKL	
ME-CC	2012/13-3	Wet	2/20/2013 10:50:00 AM	3/15/2013 6:11:00 AM	Naled	n/a	<	0.0076	µg/L	EPA 525.2	0.0076	0.01	WKL	
ME-CC	2012/13-3	Wet	2/20/2013 10:50:00 AM	2/26/2013 3:55:00 PM	Pentachlorophenol	n/a	<	0.04	µg/L	EPA 515.3	0.04	0.2	WKL	
ME-CC	2012/13-3	Wet	2/20/2013 10:50:00 AM	3/15/2013 6:11:00 AM	Phorate	n/a	<	0.003	µg/L	EPA 525.2	0.003	0.01	WKL	
ME-CC	2012/13-3	Wet	2/20/2013 10:50:00 AM	2/26/2013 3:55:00 PM	Picloram	n/a	<	0.05	µg/L	EPA 515.3	0.05	0.6	WKL	
ME-CC	2012/13-3	Wet	2/20/2013 10:50:00 AM	3/15/2013 1:24:00 AM	Prometon	n/a	<	0.024	µg/L	EPA 525.2	0.024	0.2	WKL	
ME-CC	2012/13-3	Wet	2/20/2013 10:50:00 AM	3/15/2013 1:24:00 AM	Prometryn	n/a	<	0.036	µg/L	EPA 525.2	0.036	0.1	WKL	
ME-CC	2012/13-3	Wet	2/20/2013 10:50:00 AM	3/15/2013 6:11:00 AM	Ronnel (Fenchlorphos)	n/a	<	0.0041	µg/L	EPA 525.2	0.0041	0.01	WKL	
ME-CC	2012/13-3	Wet	2/20/2013 10:50:00 AM	3/15/2013 1:24:00 AM	Simazine	n/a	<	0.015	µg/L	EPA 525.2	0.015	0.1	WKL	
ME-CC	2012/13-3	Wet	2/20/2013 10:50:00 AM	3/15/2013 6:11:00 AM	Stirophos (Tetrachlorvinphos)	n/a	<	0.0031	µg/L	EPA 525.2	0.0031	0.01	WKL	
ME-CC	2012/13-3	Wet	2/20/2013 10:50:00 AM	3/15/2013 1:24:00 AM	Terbacil	n/a	<	0.55	µg/L	EPA 525.2	0.55	2	WKL	
ME-CC	2012/13-3	Wet	2/20/2013 10:50:00 AM	3/15/2013 1:24:00 AM	Thiobencarb	n/a	<	0.025	µg/L	EPA 525.2	0.025	0.2	WKL	
ME-CC	2012/13-3	Wet	2/20/2013 10:50:00 AM	3/15/2013 6:11:00 AM	Tokuthion	n/a	<	0.0078	µg/L	EPA 525.2	0.0078	0.01	WKL	
ME-CC	2012/13-3	Wet	2/20/2013 10:50:00 AM	3/14/2013 12:10:00 AM	Toxaphene	n/a	<	0.12	µg/L	EPA 608	0.12	0.5	WKL	
ME-CC	2012/13-3	Wet	2/20/2013 10:50:00 AM	3/15/2013 6:11:00 AM	Trichloronate	n/a	<	0.0067	µg/L	EPA 525.2	0.0067	0.01	WKL	
ME-CC	2012/13-3	Wet	2/20/2013 10:50:00 AM	3/15/2013 1:24:00 AM	Trithion	n/a	<	0.012	µg/L	EPA 525.2	0.012	0.1	WKL	
ME-CC	2012/13-4	Wet	3/7/2013 11:27:00 PM	3/8/2013 11:02:00 PM	E. Coli	n/a	=	341	MPN/100 mL	MMO-MUG	10	10	VCHCA	
ME-CC	2012/13-4	Wet	3/7/2013 11:27:00 PM	3/9/2013 5:00:00 AM	Enterococcus	n/a	=	86	MPN/100 mL	Enterolert	10	10	VCHCA	
ME-CC	2012/13-4	Wet	3/7/2013 11:27:00 PM	3/11/2013 2:06:00 AM	Fecal Coliform	n/a	=	240	MPN/100 mL	SM 9221 E	2	2	VCHCA	
ME-CC	2012/13-4	Wet	3/7/2013 11:27:00 PM	3/8/2013 11:02:00 PM	Total Coliform	n/a	=	18700	MPN/100 mL	MMO-MUG	1000	1000	VCHCA	
ME-CC	2012/13-4	Wet	3/7/2013 11:27:00 PM	3/7/2013 11:27:00 PM	Conductivity	n/a	=	1250	µmhos/cm	Field Meter	-88	1	Field Crew	
ME-CC	2012/13-4	Wet	3/7/2013 11:27:00 PM	3/22/2013 1:57:00 PM	Cyanide	Total	<	0.0027	mg/L	EPA 335.4	0.0027	0.005	WKL	

Appendix G
Laboratory Environmental Analysis Results

Site ID	Event	Event Type	Sample Date	Analysis Date	Constituent	Fraction	Sign	Result	Units	Method	MDL	Reporting Limit	Analyzing Laboratory	Qualifier
ME-CC	2012/13-4	Wet	3/7/2013 11:27:00 PM	3/7/2013 11:27:00 PM	DO	n/a	=	70.7	%	Field Meter	-88	0.1	Field Crew	
ME-CC	2012/13-4	Wet	3/7/2013 11:27:00 PM	3/7/2013 11:27:00 PM	DO	n/a	=	6.69	mg/L	Field Meter	-88	0.3	Field Crew	
ME-CC	2012/13-4	Wet	3/7/2013 11:27:00 PM	3/7/2013 11:27:00 PM	pH	n/a	=	7.92	pH Units	Field Meter	-88	0.01	Field Crew	
ME-CC	2012/13-4	Wet	3/7/2013 11:27:00 PM	3/7/2013 11:27:00 PM	Salinity	n/a	=	700	mg/L	Field Meter	-88	100	Field Crew	
ME-CC	2012/13-4	Wet	3/7/2013 11:27:00 PM	3/7/2013 11:27:00 PM	Specific Conductance	n/a	=	1461	µmhos/cm	Field Meter	-88	1	Field Crew	
ME-CC	2012/13-4	Wet	3/7/2013 11:27:00 PM	3/7/2013 11:27:00 PM	Temperature	n/a	=	15.7	°C	Field Meter	-88	0.1	Field Crew	
ME-CC	2012/13-4	Wet	3/7/2013 11:27:00 PM	3/14/2013 3:00:00 PM	Oil and Grease	n/a	DNQ	1.8	mg/L	EPA 1664A	1.3	5	WKL	
ME-CC	2012/13-4	Wet	3/7/2013 11:27:00 PM	3/14/2013 3:00:00 PM	TPH	n/a	<	1.9	mg/L	EPA 1664A	1.9	5	WKL	
ME-CC	2012/13-4	Wet	3/7/2013 11:27:00 PM	3/11/2013 2:51:00 PM	2-Chloroethyl vinyl ether	n/a	<	0.61	µg/L	EPA 524.2	0.61	1	WKL	
ME-CC	2012/13-4	Wet	3/7/2013 11:27:00 PM	3/11/2013 2:51:00 PM	Methyl tert-butyl ether (MTBE)	n/a	<	0.19	µg/L	EPA 524.2	0.19	2	WKL	
ME-CC	2012/13-4	Wet	3/9/2013 8:05:00 AM	3/19/2013 8:50:00 PM	Chloride	n/a	=	69	mg/L	EPA 300.0	1	5	WKL	D
ME-CC	2012/13-4	Wet	3/9/2013 8:05:00 AM	3/19/2013 8:50:00 PM	Fluoride	n/a	=	0.27	mg/L	EPA 300.0	0.02	0.1	WKL	
ME-CC	2012/13-4	Wet	3/9/2013 8:05:00 AM	3/20/2013 5:01:00 PM	Perchlorate	n/a	<	0.95	µg/L	EPA 314.0	0.95	2	WKL	
ME-CC	2012/13-4	Wet	3/9/2013 8:05:00 AM	3/14/2013 2:56:00 PM	Calcium	Total	=	41.9	mg/L	EPA 200.7	0.0156	0.1	WKL	
ME-CC	2012/13-4	Wet	3/9/2013 8:05:00 AM	3/14/2013 2:56:00 PM	Magnesium	Total	=	22.3	mg/L	EPA 200.7	0.0121	0.1	WKL	
ME-CC	2012/13-4	Wet	3/9/2013 8:05:00 AM	3/22/2013 10:05:00 AM	Alkalinity as CaCO3	n/a	=	120	mg/L	SM 2320 B	0.56	10	WKL	
ME-CC	2012/13-4	Wet	3/9/2013 8:05:00 AM	3/14/2013 2:00:00 PM	BOD	n/a	=	11	mg/L	SM 5210 B	0.1	2	WKL	
ME-CC	2012/13-4	Wet	3/9/2013 8:05:00 AM	3/20/2013 10:56:00 PM	COD	n/a	=	29	mg/L	EPA 410.4	0.73	5	WKL	
ME-CC	2012/13-4	Wet	3/9/2013 8:05:00 AM	3/14/2013 2:56:00 PM	Hardness as CaCO3	Total	=	197	mg/L	EPA 200.7	0.0885	0.662	WKL	
ME-CC	2012/13-4	Wet	3/9/2013 8:05:00 AM	3/9/2013 8:43:00 PM	MBAS	n/a	<	0.076	mg/L	SM 5540 C	0.076	0.2	WKL	D
ME-CC	2012/13-4	Wet	3/9/2013 8:05:00 AM	4/3/2013 4:46:00 PM	Phenolics	n/a	=	0.12	mg/L	EPA 420.4	0.0042	0.01	WKL	
ME-CC	2012/13-4	Wet	3/9/2013 8:05:00 AM	3/18/2013 3:18:00 PM	Specific Conductance	n/a	=	720	µmhos/cm	SM 2510 B	0.23	2	WKL	
ME-CC	2012/13-4	Wet	3/9/2013 8:05:00 AM	3/9/2013 4:30:00 PM	Total Chlorine Residual	n/a	<	0.015	mg/L	SM 4500-Cl G	0.015	0.5	WKL	D, EST-HT
ME-CC	2012/13-4	Wet	3/9/2013 8:05:00 AM	3/12/2013 9:45:00 PM	Total Dissolved Solids	n/a	=	440	mg/L	SM 2540 C	4	10	WKL	
ME-CC	2012/13-4	Wet	3/9/2013 8:05:00 AM	3/17/2013 10:31:00 AM	Total Organic Carbon	n/a	=	6.4	mg/L	SM 5310 C	0.036	1.2	WKL	D
ME-CC	2012/13-4	Wet	3/9/2013 8:05:00 AM	3/12/2013 8:00:00 PM	Total Suspended Solids	n/a	=	960	mg/L	SM 2540 D	5	5	WKL	
ME-CC	2012/13-4	Wet	3/9/2013 8:05:00 AM	3/9/2013 6:55:00 PM	Turbidity	n/a	=	630	NTU	EPA 180.1	0.024	0.1	WKL	
ME-CC	2012/13-4	Wet	3/9/2013 8:05:00 AM	3/12/2013 8:00:00 PM	Volatile Suspended Solids	n/a	=	160	mg/L	EPA 160.4	3.1	5	WKL	
ME-CC	2012/13-4	Wet	3/9/2013 8:05:00 AM	3/22/2013 10:25:00 AM	Aluminum	Dissolved	=	11	µg/L	EPA 200.8	0.61	5	WKL	
ME-CC	2012/13-4	Wet	3/9/2013 8:05:00 AM	3/22/2013 9:20:00 AM	Aluminum	Total	=	2400	µg/L	EPA 200.8	2.1	5	WKL	
ME-CC	2012/13-4	Wet	3/9/2013 8:05:00 AM	3/22/2013 10:25:00 AM	Antimony	Dissolved	DNQ	0.46	µg/L	EPA 200.8	0.04	0.5	WKL	
ME-CC	2012/13-4	Wet	3/9/2013 8:05:00 AM	3/22/2013 9:20:00 AM	Antimony	Total	=	0.5	µg/L	EPA 200.8	0.04	0.5	WKL	
ME-CC	2012/13-4	Wet	3/9/2013 8:05:00 AM	3/22/2013 10:25:00 AM	Arsenic	Dissolved	=	2.7	µg/L	EPA 200.8	0.036	0.4	WKL	
ME-CC	2012/13-4	Wet	3/9/2013 8:05:00 AM	3/22/2013 9:20:00 AM	Arsenic	Total	=	3.7	µg/L	EPA 200.8	0.13	0.4	WKL	
ME-CC	2012/13-4	Wet	3/9/2013 8:05:00 AM	3/22/2013 9:20:00 AM	Barium	Total	=	42	µg/L	EPA 200.8	0.097	0.5	WKL	
ME-CC	2012/13-4	Wet	3/9/2013 8:05:00 AM	3/22/2013 10:25:00 AM	Beryllium	Dissolved	<	0.088	µg/L	EPA 200.8	0.088	0.1	WKL	
ME-CC	2012/13-4	Wet	3/9/2013 8:05:00 AM	3/22/2013 9:20:00 AM	Beryllium	Total	DNQ	0.09	µg/L	EPA 200.8	0.088	0.1	WKL	
ME-CC	2012/13-4	Wet	3/9/2013 8:05:00 AM	3/22/2013 10:25:00 AM	Cadmium	Dissolved	=	0.22	µg/L	EPA 200.8	0.02	0.1	WKL	
ME-CC	2012/13-4	Wet	3/9/2013 8:05:00 AM	3/22/2013 9:20:00 AM	Cadmium	Total	=	0.41	µg/L	EPA 200.8	0.02	0.1	WKL	
ME-CC	2012/13-4	Wet	3/9/2013 8:05:00 AM	3/22/2013 10:25:00 AM	Chromium	Dissolved	=	0.3	µg/L	EPA 200.8	0.074	0.2	WKL	
ME-CC	2012/13-4	Wet	3/9/2013 8:05:00 AM	3/22/2013 9:20:00 AM	Chromium	Total	=	6	µg/L	EPA 200.8	0.074	0.2	WKL	
ME-CC	2012/13-4	Wet	3/9/2013 8:05:00 AM	3/13/2013 3:51:00 PM	Chromium VI	n/a	DNQ	0.25	µg/L	EPA 218.6	0.0059	0.3	WKL	
ME-CC	2012/13-4	Wet	3/9/2013 8:05:00 AM	3/22/2013 10:25:00 AM	Copper	Dissolved	=	4.2	µg/L	EPA 200.8	0.27	0.5	WKL	
ME-CC	2012/13-4	Wet	3/9/2013 8:05:00 AM	3/22/2013 9:20:00 AM	Copper	Total	=	8.7	µg/L	EPA 200.8	0.27	0.5	WKL	
ME-CC	2012/13-4	Wet	3/9/2013 8:05:00 AM	3/14/2013 2:54:00 PM	Iron	Dissolved	=	27	µg/L	EPA 200.7	1.1	10	WKL	
ME-CC	2012/13-4	Wet	3/9/2013 8:05:00 AM	3/14/2013 2:56:00 PM	Iron	Total	=	3800	µg/L	EPA 200.7	1.1	10	WKL	
ME-CC	2012/13-4	Wet	3/9/2013 8:05:00 AM	3/22/2013 10:25:00 AM	Lead	Dissolved	DNQ	0.16	µg/L	EPA 200.8	0.011	0.2	WKL	
ME-CC	2012/13-4	Wet	3/9/2013 8:05:00 AM	3/22/2013 9:20:00 AM	Lead	Total	=	2.7	µg/L	EPA 200.8	0.035	0.2	WKL	

Appendix G
Laboratory Environmental Analysis Results

Site ID	Event	Event Type	Sample Date	Analysis Date	Constituent	Fraction	Sign	Result	Units	Method	MDL	Reporting Limit	Analyzing Laboratory	Qualifier
ME-CC	2012/13-4	Wet	3/9/2013 8:05:00 AM	3/27/2013 4:49:00 PM	Mercury	Dissolved	<	3.9	ng/L	EPA 245.1	3.9	50	WKL	
ME-CC	2012/13-4	Wet	3/9/2013 8:05:00 AM	4/3/2013 2:38:00 PM	Mercury	Total	=	78	ng/L	EPA 245.1	3.9	50	WKL	
ME-CC	2012/13-4	Wet	3/9/2013 8:05:00 AM	3/22/2013 10:25:00 AM	Nickel	Dissolved	=	3.2	µg/L	EPA 200.8	0.13	0.8	WKL	
ME-CC	2012/13-4	Wet	3/9/2013 8:05:00 AM	3/22/2013 9:20:00 AM	Nickel	Total	=	6.9	µg/L	EPA 200.8	0.13	0.8	WKL	
ME-CC	2012/13-4	Wet	3/9/2013 8:05:00 AM	3/22/2013 10:25:00 AM	Selenium	Dissolved	=	0.73	µg/L	EPA 200.8	0.28	0.4	WKL	
ME-CC	2012/13-4	Wet	3/9/2013 8:05:00 AM	3/22/2013 9:20:00 AM	Selenium	Total	=	0.74	µg/L	EPA 200.8	0.28	0.4	WKL	
ME-CC	2012/13-4	Wet	3/9/2013 8:05:00 AM	3/22/2013 10:25:00 AM	Silver	Dissolved	<	0.027	µg/L	EPA 200.8	0.027	0.2	WKL	
ME-CC	2012/13-4	Wet	3/9/2013 8:05:00 AM	3/22/2013 9:20:00 AM	Silver	Total	<	0.027	µg/L	EPA 200.8	0.027	0.2	WKL	
ME-CC	2012/13-4	Wet	3/9/2013 8:05:00 AM	3/22/2013 10:25:00 AM	Thallium	Dissolved	<	0.009	µg/L	EPA 200.8	0.009	0.2	WKL	
ME-CC	2012/13-4	Wet	3/9/2013 8:05:00 AM	3/22/2013 9:20:00 AM	Thallium	Total	<	0.034	µg/L	EPA 200.8	0.034	0.2	WKL	
ME-CC	2012/13-4	Wet	3/9/2013 8:05:00 AM	3/22/2013 10:25:00 AM	Zinc	Dissolved	=	11	µg/L	EPA 200.8	1.1	5	WKL	
ME-CC	2012/13-4	Wet	3/9/2013 8:05:00 AM	3/22/2013 9:20:00 AM	Zinc	Total	=	27	µg/L	EPA 200.8	1.1	5	WKL	
ME-CC	2012/13-4	Wet	3/9/2013 8:05:00 AM	3/26/2013 2:08:00 PM	Ammonia as N	n/a	=	0.16	mg/L	EPA 350.1	0.048	0.1	WKL	
ME-CC	2012/13-4	Wet	3/9/2013 8:05:00 AM	3/9/2013 7:45:00 PM	Nitrate + Nitrite as N	n/a	=	3.7	mg/L	EPA 353.2	0.01	0.1	WKL	
ME-CC	2012/13-4	Wet	3/9/2013 8:05:00 AM	3/9/2013 7:45:00 PM	Nitrate as N	n/a	=	3.6	mg/L	EPA 353.2	0.041	0.1	WKL	
ME-CC	2012/13-4	Wet	3/9/2013 8:05:00 AM	4/4/2013 8:00:00 PM	Phosphorus as P	Dissolved	=	0.94	mg/L	EPA 365.1	0.035	0.25	WKL	D
ME-CC	2012/13-4	Wet	3/9/2013 8:05:00 AM	4/4/2013 8:30:00 PM	Phosphorus as P	Total	=	1.1	mg/L	EPA 365.1	0.028	0.2	WKL	D
ME-CC	2012/13-4	Wet	3/9/2013 8:05:00 AM	3/21/2013 1:26:00 PM	TKN	n/a	=	0.99	mg/L	EPA 351.2	0.074	0.1	WKL	
ME-CC	2012/13-4	Wet	3/9/2013 8:05:00 AM	3/28/2013 12:48:00 AM	1,2,4-Trichlorobenzene	n/a	<	0.55	µg/L	EPA 625	0.55	1	WKL	EST-MSRPD
ME-CC	2012/13-4	Wet	3/9/2013 8:05:00 AM	3/28/2013 12:48:00 AM	1,2-Dichlorobenzene	n/a	<	0.57	µg/L	EPA 625	0.57	1	WKL	EST-MSRPD
ME-CC	2012/13-4	Wet	3/9/2013 8:05:00 AM	3/28/2013 12:48:00 AM	1,2-Diphenylhydrazine	n/a	<	0.25	µg/L	EPA 625	0.25	1	WKL	
ME-CC	2012/13-4	Wet	3/9/2013 8:05:00 AM	3/28/2013 12:48:00 AM	1,3-Dichlorobenzene	n/a	<	0.53	µg/L	EPA 625	0.53	1	WKL	EST-MSRPD
ME-CC	2012/13-4	Wet	3/9/2013 8:05:00 AM	3/28/2013 12:48:00 AM	1,4-Dichlorobenzene	n/a	<	0.55	µg/L	EPA 625	0.55	1	WKL	EST-MSRPD
ME-CC	2012/13-4	Wet	3/9/2013 8:05:00 AM	4/10/2013 6:58:00 PM	1-Methylnaphthalene	n/a	<	0.1	µg/L	EPA 8270Cm	0.1	0.1	WKL	
ME-CC	2012/13-4	Wet	3/9/2013 8:05:00 AM	4/11/2013 8:42:00 AM	2,4,5-Trichlorophenol	n/a	<	0.29	µg/L	EPA 8270Cm	0.29	1	WKL	
ME-CC	2012/13-4	Wet	3/9/2013 8:05:00 AM	4/11/2013 8:42:00 AM	2,4,6-Trichlorophenol	n/a	DNQ	0.36	µg/L	EPA 8270Cm	0.3	1	WKL	
ME-CC	2012/13-4	Wet	3/9/2013 8:05:00 AM	4/11/2013 8:42:00 AM	2,4-Dichlorophenol	n/a	<	0.51	µg/L	EPA 8270Cm	0.51	1	WKL	
ME-CC	2012/13-4	Wet	3/9/2013 8:05:00 AM	4/11/2013 8:42:00 AM	2,4-Dimethylphenol	n/a	<	1	µg/L	EPA 8270Cm	1	2	WKL	
ME-CC	2012/13-4	Wet	3/9/2013 8:05:00 AM	4/11/2013 8:42:00 AM	2,4-Dinitrophenol	n/a	<	1	µg/L	EPA 8270Cm	1	2	WKL	
ME-CC	2012/13-4	Wet	3/9/2013 8:05:00 AM	3/28/2013 12:48:00 AM	2,4-Dinitrotoluene	n/a	<	0.18	µg/L	EPA 625	0.18	1	WKL	EST-MSRPD
ME-CC	2012/13-4	Wet	3/9/2013 8:05:00 AM	3/28/2013 12:48:00 AM	2,6-Dinitrotoluene	n/a	<	0.27	µg/L	EPA 625	0.27	1	WKL	EST-MSRPD
ME-CC	2012/13-4	Wet	3/9/2013 8:05:00 AM	3/28/2013 12:48:00 AM	2-Chloronaphthalene	n/a	<	0.45	µg/L	EPA 625	0.45	1	WKL	RPD, LB-LCSR,
ME-CC	2012/13-4	Wet	3/9/2013 8:05:00 AM	4/11/2013 8:42:00 AM	2-Chlorophenol	n/a	<	0.65	µg/L	EPA 8270Cm	0.65	1	WKL	
ME-CC	2012/13-4	Wet	3/9/2013 8:05:00 AM	4/10/2013 6:58:00 PM	2-Methylnaphthalene	n/a	<	0.1	µg/L	EPA 8270Cm	0.1	0.1	WKL	
ME-CC	2012/13-4	Wet	3/9/2013 8:05:00 AM	4/11/2013 8:42:00 AM	2-Methylphenol	n/a	<	0.34	µg/L	EPA 8270Cm	0.34	1	WKL	
ME-CC	2012/13-4	Wet	3/9/2013 8:05:00 AM	4/11/2013 8:42:00 AM	2-Nitrophenol	n/a	<	0.71	µg/L	EPA 8270Cm	0.71	1	WKL	
ME-CC	2012/13-4	Wet	3/9/2013 8:05:00 AM	3/28/2013 12:48:00 AM	3,3'-Dichlorobenzidine	n/a	<	1.2	µg/L	EPA 625	1.2	5	WKL	LB-MSR
ME-CC	2012/13-4	Wet	3/9/2013 8:05:00 AM	4/11/2013 8:42:00 AM	3-/4-Methylphenol	n/a	<	0.3	µg/L	EPA 8270Cm	0.3	1	WKL	
ME-CC	2012/13-4	Wet	3/9/2013 8:05:00 AM	4/11/2013 8:42:00 AM	4,6-Dinitro-2-methylphenol	n/a	<	0.14	µg/L	EPA 8270Cm	0.14	1	WKL	
ME-CC	2012/13-4	Wet	3/9/2013 8:05:00 AM	3/28/2013 12:48:00 AM	4-Bromophenyl phenyl ether	n/a	<	0.36	µg/L	EPA 625	0.36	1	WKL	EST-MSRPD
ME-CC	2012/13-4	Wet	3/9/2013 8:05:00 AM	4/11/2013 8:42:00 AM	4-Chloro-3-methylphenol	n/a	<	0.37	µg/L	EPA 8270Cm	0.37	1	WKL	
ME-CC	2012/13-4	Wet	3/9/2013 8:05:00 AM	3/28/2013 12:48:00 AM	4-Chlorophenyl phenyl ether	n/a	<	0.41	µg/L	EPA 625	0.41	1	WKL	EST-MSRPD
ME-CC	2012/13-4	Wet	3/9/2013 8:05:00 AM	4/11/2013 8:42:00 AM	4-Nitrophenol	n/a	<	1	µg/L	EPA 8270Cm	1	2	WKL	
ME-CC	2012/13-4	Wet	3/9/2013 8:05:00 AM	4/10/2013 6:58:00 PM	Acenaphthene	n/a	<	0.1	µg/L	EPA 8270Cm	0.1	0.1	WKL	
ME-CC	2012/13-4	Wet	3/9/2013 8:05:00 AM	4/10/2013 6:58:00 PM	Acenaphthylene	n/a	<	0.1	µg/L	EPA 8270Cm	0.1	0.1	WKL	
ME-CC	2012/13-4	Wet	3/9/2013 8:05:00 AM	4/10/2013 6:58:00 PM	Anthracene	n/a	<	0.1	µg/L	EPA 8270Cm	0.1	0.1	WKL	
ME-CC	2012/13-4	Wet	3/9/2013 8:05:00 AM	4/10/2013 6:58:00 PM	Benz(a)anthracene	n/a	<	0.1	µg/L	EPA 8270Cm	0.1	0.1	WKL	
ME-CC	2012/13-4	Wet	3/9/2013 8:05:00 AM	3/28/2013 12:48:00 AM	Benzidine	n/a	<	3.7	µg/L	EPA 625	3.7	10	WKL	

Appendix G
Laboratory Environmental Analysis Results

Site ID	Event	Event Type	Sample Date	Analysis Date	Constituent	Fraction	Sign	Result	Units	Method	MDL	Reporting Limit	Analyzing Laboratory	Qualifier
ME-CC	2012/13-4	Wet	3/9/2013 8:05:00 AM	4/6/2013 1:58:00 AM	Benzo(a)pyrene	n/a	<	0.07	µg/L	EPA 525.2	0.07	0.1	WKL	
ME-CC	2012/13-4	Wet	3/9/2013 8:05:00 AM	4/10/2013 6:58:00 PM	Benzo(b)fluoranthene	n/a	<	0.1	µg/L	EPA 8270Cm	0.1	0.1	WKL	
ME-CC	2012/13-4	Wet	3/9/2013 8:05:00 AM	4/10/2013 6:58:00 PM	Benzo(g,h,i)perylene	n/a	<	0.1	µg/L	EPA 8270Cm	0.1	0.1	WKL	
ME-CC	2012/13-4	Wet	3/9/2013 8:05:00 AM	4/10/2013 6:58:00 PM	Benzo(k)fluoranthene	n/a	<	0.1	µg/L	EPA 8270Cm	0.1	0.1	WKL	
ME-CC	2012/13-4	Wet	3/9/2013 8:05:00 AM	3/28/2013 12:48:00 AM	Bis(2-chloroethoxy)methane	n/a	<	0.25	µg/L	EPA 625	0.25	1	WKL	EST-MSRPD
ME-CC	2012/13-4	Wet	3/9/2013 8:05:00 AM	3/28/2013 12:48:00 AM	Bis(2-chloroethyl)ether	n/a	<	0.27	µg/L	EPA 625	0.27	1	WKL	EST-MSRPD
ME-CC	2012/13-4	Wet	3/9/2013 8:05:00 AM	3/28/2013 12:48:00 AM	Bis(2-chloroisopropyl)ether	n/a	<	0.38	µg/L	EPA 625	0.38	1	WKL	EST-MSRPD
ME-CC	2012/13-4	Wet	3/9/2013 8:05:00 AM	4/6/2013 1:58:00 AM	Bis(2-ethylhexyl)adipate	n/a	<	0.1	µg/L	EPA 525.2	0.1	5	WKL	
ME-CC	2012/13-4	Wet	3/9/2013 8:05:00 AM	4/6/2013 1:58:00 AM	Bis(2-ethylhexyl)phthalate	n/a	<	1.1	µg/L	EPA 525.2	1.1	3	WKL	
ME-CC	2012/13-4	Wet	3/9/2013 8:05:00 AM	3/28/2013 12:48:00 AM	Butyl benzyl phthalate	n/a	<	0.18	µg/L	EPA 625	0.18	1	WKL	EST-MSRPD
ME-CC	2012/13-4	Wet	3/9/2013 8:05:00 AM	4/10/2013 6:58:00 PM	Chrysene	n/a	<	0.1	µg/L	EPA 8270Cm	0.1	0.1	WKL	
ME-CC	2012/13-4	Wet	3/9/2013 8:05:00 AM	4/10/2013 6:58:00 PM	Dibenz(a,h)anthracene	n/a	<	0.1	µg/L	EPA 8270Cm	0.1	0.1	WKL	
ME-CC	2012/13-4	Wet	3/9/2013 8:05:00 AM	3/28/2013 12:48:00 AM	Diethyl phthalate	n/a	DNQ	0.55	µg/L	EPA 625	0.15	1	WKL	EST-MSRPD
ME-CC	2012/13-4	Wet	3/9/2013 8:05:00 AM	3/28/2013 12:48:00 AM	Dimethyl phthalate	n/a	<	0.18	µg/L	EPA 625	0.18	1	WKL	EST-MSRPD
ME-CC	2012/13-4	Wet	3/9/2013 8:05:00 AM	3/28/2013 12:48:00 AM	Di-n-butylphthalate	n/a	<	0.24	µg/L	EPA 625	0.24	1	WKL	EST-MSRPD
ME-CC	2012/13-4	Wet	3/9/2013 8:05:00 AM	3/28/2013 12:48:00 AM	Di-n-octylphthalate	n/a	<	0.19	µg/L	EPA 625	0.19	1	WKL	EST-MSRPD
ME-CC	2012/13-4	Wet	3/9/2013 8:05:00 AM	4/10/2013 6:58:00 PM	Fluoranthene	n/a	<	0.1	µg/L	EPA 8270Cm	0.1	0.1	WKL	
ME-CC	2012/13-4	Wet	3/9/2013 8:05:00 AM	4/10/2013 6:58:00 PM	Fluorene	n/a	<	0.1	µg/L	EPA 8270Cm	0.1	0.1	WKL	
ME-CC	2012/13-4	Wet	3/9/2013 8:05:00 AM	3/28/2013 12:48:00 AM	Hexachlorobenzene	n/a	<	0.49	µg/L	EPA 625	0.49	1	WKL	EST-MSRPD
ME-CC	2012/13-4	Wet	3/9/2013 8:05:00 AM	3/28/2013 12:48:00 AM	Hexachlorobutadiene	n/a	<	0.47	µg/L	EPA 625	0.47	1	WKL	EST-MSRPD
ME-CC	2012/13-4	Wet	3/9/2013 8:05:00 AM	3/28/2013 12:48:00 AM	Hexachlorocyclopentadiene	n/a	<	1.5	µg/L	EPA 625	1.5	5	WKL	EST-MSRPD
ME-CC	2012/13-4	Wet	3/9/2013 8:05:00 AM	3/28/2013 12:48:00 AM	Hexachloroethane	n/a	<	0.52	µg/L	EPA 625	0.52	1	WKL	EST-MSRPD
ME-CC	2012/13-4	Wet	3/9/2013 8:05:00 AM	4/10/2013 6:58:00 PM	Indeno(1,2,3-cd)pyrene	n/a	<	0.1	µg/L	EPA 8270Cm	0.1	0.1	WKL	
ME-CC	2012/13-4	Wet	3/9/2013 8:05:00 AM	3/28/2013 12:48:00 AM	Isophorone	n/a	<	0.21	µg/L	EPA 625	0.21	1	WKL	EST-MSRPD
ME-CC	2012/13-4	Wet	3/9/2013 8:05:00 AM	4/10/2013 6:58:00 PM	Naphthalene	n/a	<	0.1	µg/L	EPA 8270Cm	0.1	0.1	WKL	
ME-CC	2012/13-4	Wet	3/9/2013 8:05:00 AM	3/28/2013 12:48:00 AM	Nitrobenzene	n/a	<	0.36	µg/L	EPA 625	0.36	1	WKL	EST-MSRPD
ME-CC	2012/13-4	Wet	3/9/2013 8:05:00 AM	3/28/2013 12:48:00 AM	N-Nitrosodimethylamine	n/a	<	0.14	µg/L	EPA 625	0.14	1	WKL	EST-MSRPD
ME-CC	2012/13-4	Wet	3/9/2013 8:05:00 AM	3/28/2013 12:48:00 AM	N-Nitrosodi-N-propylamine	n/a	<	0.26	µg/L	EPA 625	0.26	1	WKL	EST-MSRPD
ME-CC	2012/13-4	Wet	3/9/2013 8:05:00 AM	3/28/2013 12:48:00 AM	N-Nitrosodiphenylamine	n/a	<	0.19	µg/L	EPA 625	0.19	1	WKL	EST-MSRPD
ME-CC	2012/13-4	Wet	3/9/2013 8:05:00 AM	4/10/2013 6:58:00 PM	Phenanthrene	n/a	<	0.1	µg/L	EPA 8270Cm	0.1	0.1	WKL	
ME-CC	2012/13-4	Wet	3/9/2013 8:05:00 AM	4/11/2013 8:42:00 AM	Phenol	n/a	<	0.35	µg/L	EPA 8270Cm	0.35	1	WKL	
ME-CC	2012/13-4	Wet	3/9/2013 8:05:00 AM	4/10/2013 6:58:00 PM	Pyrene	n/a	<	0.1	µg/L	EPA 8270Cm	0.1	0.1	WKL	
ME-CC	2012/13-4	Wet	3/9/2013 8:05:00 AM	3/24/2013 1:44:00 PM	PCB Aroclor 1016	n/a	<	0.05	µg/L	EPA 608	0.05	0.5	WKL	
ME-CC	2012/13-4	Wet	3/9/2013 8:05:00 AM	3/24/2013 1:44:00 PM	PCB Aroclor 1221	n/a	<	0.06	µg/L	EPA 608	0.06	0.5	WKL	
ME-CC	2012/13-4	Wet	3/9/2013 8:05:00 AM	3/24/2013 1:44:00 PM	PCB Aroclor 1232	n/a	<	0.15	µg/L	EPA 608	0.15	0.5	WKL	
ME-CC	2012/13-4	Wet	3/9/2013 8:05:00 AM	3/24/2013 1:44:00 PM	PCB Aroclor 1242	n/a	<	0.07	µg/L	EPA 608	0.07	0.5	WKL	
ME-CC	2012/13-4	Wet	3/9/2013 8:05:00 AM	3/24/2013 1:44:00 PM	PCB Aroclor 1248	n/a	<	0.06	µg/L	EPA 608	0.06	0.5	WKL	
ME-CC	2012/13-4	Wet	3/9/2013 8:05:00 AM	3/24/2013 1:44:00 PM	PCB Aroclor 1254	n/a	<	0.04	µg/L	EPA 608	0.04	0.5	WKL	
ME-CC	2012/13-4	Wet	3/9/2013 8:05:00 AM	3/24/2013 1:44:00 PM	PCB Aroclor 1260	n/a	<	0.04	µg/L	EPA 608	0.04	0.5	WKL	
ME-CC	2012/13-4	Wet	3/9/2013 8:05:00 AM	3/22/2013 2:25:00 AM	2,4,5-T	n/a	<	0.07	µg/L	EPA 515.3	0.07	0.2	WKL	
ME-CC	2012/13-4	Wet	3/9/2013 8:05:00 AM	3/22/2013 2:25:00 AM	2,4,5-TP	n/a	<	0.09	µg/L	EPA 515.3	0.09	0.2	WKL	
ME-CC	2012/13-4	Wet	3/9/2013 8:05:00 AM	3/22/2013 2:25:00 AM	2,4-D	n/a	<	0.07	µg/L	EPA 515.3	0.07	0.4	WKL	
ME-CC	2012/13-4	Wet	3/9/2013 8:05:00 AM	3/22/2013 2:25:00 AM	2,4-DB	n/a	<	0.07	µg/L	EPA 515.3	0.07	2	WKL	
ME-CC	2012/13-4	Wet	3/9/2013 8:05:00 AM	3/22/2013 2:25:00 AM	3,5-Dichlorobenzoic acid	n/a	<	0.09	µg/L	EPA 515.3	0.09	1	WKL	
ME-CC	2012/13-4	Wet	3/9/2013 8:05:00 AM	3/24/2013 1:44:00 PM	4,4'-DDD	n/a	<	0.003	µg/L	EPA 608	0.003	0.05	WKL	
ME-CC	2012/13-4	Wet	3/9/2013 8:05:00 AM	3/24/2013 1:44:00 PM	4,4'-DDE	n/a	DNQ	0.042	µg/L	EPA 608	0.0025	0.05	WKL	
ME-CC	2012/13-4	Wet	3/9/2013 8:05:00 AM	3/24/2013 1:44:00 PM	4,4'-DDT	n/a	<	0.0031	µg/L	EPA 608	0.0031	0.01	WKL	
ME-CC	2012/13-4	Wet	3/9/2013 8:05:00 AM	3/22/2013 2:25:00 AM	Acifluorfen	n/a	<	0.06	µg/L	EPA 515.3	0.06	0.4	WKL	

Appendix G
Laboratory Environmental Analysis Results

Site ID	Event	Event Type	Sample Date	Analysis Date	Constituent	Fraction	Sign	Result	Units	Method	MDL	Reporting Limit	Analyzing Laboratory	Qualifier
ME-CC	2012/13-4	Wet	3/9/2013 8:05:00 AM	4/6/2013 1:58:00 AM	Alachlor	n/a	<	0.022	µg/L	EPA 525.2	0.022	0.1	WKL	
ME-CC	2012/13-4	Wet	3/9/2013 8:05:00 AM	3/24/2013 1:44:00 PM	Aldrin	n/a	<	0.0015	µg/L	EPA 608	0.0015	0.005	WKL	
ME-CC	2012/13-4	Wet	3/9/2013 8:05:00 AM	3/24/2013 1:44:00 PM	alpha-BHC	n/a	<	0.0018	µg/L	EPA 608	0.0018	0.01	WKL	
ME-CC	2012/13-4	Wet	3/9/2013 8:05:00 AM	3/24/2013 1:44:00 PM	alpha-Chlordane	n/a	<	0.0041	µg/L	EPA 608	0.0041	0.01	WKL	
ME-CC	2012/13-4	Wet	3/9/2013 8:05:00 AM	4/6/2013 1:58:00 AM	Atrazine	n/a	<	0.034	µg/L	EPA 525.2	0.034	0.1	WKL	
ME-CC	2012/13-4	Wet	3/9/2013 8:05:00 AM	3/23/2013 1:16:00 AM	Azinphos methyl	n/a	<	0.0055	µg/L	EPA 525.2	0.0055	0.01	WKL	LB-LCSR
ME-CC	2012/13-4	Wet	3/9/2013 8:05:00 AM	3/22/2013 2:25:00 AM	Bentazon	n/a	<	0.11	µg/L	EPA 515.3	0.11	2	WKL	
ME-CC	2012/13-4	Wet	3/9/2013 8:05:00 AM	3/24/2013 1:44:00 PM	beta-BHC	n/a	<	0.0031	µg/L	EPA 608	0.0031	0.005	WKL	
ME-CC	2012/13-4	Wet	3/9/2013 8:05:00 AM	3/23/2013 1:16:00 AM	Bolstar	n/a	<	0.0046	µg/L	EPA 525.2	0.0046	0.01	WKL	
ME-CC	2012/13-4	Wet	3/9/2013 8:05:00 AM	4/6/2013 1:58:00 AM	Bromacil	n/a	<	0.038	µg/L	EPA 525.2	0.038	1	WKL	
ME-CC	2012/13-4	Wet	3/9/2013 8:05:00 AM	4/6/2013 1:58:00 AM	Butachlor	n/a	<	0.017	µg/L	EPA 525.2	0.017	0.2	WKL	
ME-CC	2012/13-4	Wet	3/9/2013 8:05:00 AM	4/6/2013 1:58:00 AM	Captan	n/a	<	0.86	µg/L	EPA 525.2	0.86	1	WKL	
ME-CC	2012/13-4	Wet	3/9/2013 8:05:00 AM	3/24/2013 1:44:00 PM	Chlordane (technical)	n/a	<	0.08	µg/L	EPA 608	0.08	0.1	WKL	
ME-CC	2012/13-4	Wet	3/9/2013 8:05:00 AM	4/6/2013 1:58:00 AM	Chloropropham	n/a	<	0.01	µg/L	EPA 525.2	0.01	0.1	WKL	
ME-CC	2012/13-4	Wet	3/9/2013 8:05:00 AM	3/23/2013 1:16:00 AM	Chlorpyrifos	n/a	=	0.044	µg/L	EPA 525.2	0.0069	0.01	WKL	
ME-CC	2012/13-4	Wet	3/9/2013 8:05:00 AM	3/23/2013 1:16:00 AM	Coumaphos	n/a	<	0.0051	µg/L	EPA 525.2	0.0051	0.01	WKL	
ME-CC	2012/13-4	Wet	3/9/2013 8:05:00 AM	4/6/2013 1:58:00 AM	Cyanazine	n/a	<	0.024	µg/L	EPA 525.2	0.024	0.1	WKL	
ME-CC	2012/13-4	Wet	3/9/2013 8:05:00 AM	3/22/2013 2:25:00 AM	Dalapon	n/a	<	0.1	µg/L	EPA 515.3	0.1	0.4	WKL	
ME-CC	2012/13-4	Wet	3/9/2013 8:05:00 AM	3/22/2013 2:25:00 AM	DCPA (Dacthal)	n/a	=	1.1	µg/L	EPA 515.3	0.07	0.1	WKL	
ME-CC	2012/13-4	Wet	3/9/2013 8:05:00 AM	3/24/2013 1:44:00 PM	delta-BHC	n/a	<	0.0025	µg/L	EPA 608	0.0025	0.005	WKL	
ME-CC	2012/13-4	Wet	3/9/2013 8:05:00 AM	3/23/2013 1:16:00 AM	Demeton-O	n/a	<	0.01	µg/L	EPA 525.2	0.01	0.01	WKL	
ME-CC	2012/13-4	Wet	3/9/2013 8:05:00 AM	3/23/2013 1:16:00 AM	Demeton-S	n/a	<	0.01	µg/L	EPA 525.2	0.01	0.01	WKL	
ME-CC	2012/13-4	Wet	3/9/2013 8:05:00 AM	3/23/2013 1:16:00 AM	Diazinon	n/a	<	0.0052	µg/L	EPA 525.2	0.0052	0.01	WKL	
ME-CC	2012/13-4	Wet	3/9/2013 8:05:00 AM	3/22/2013 2:25:00 AM	Dicamba	n/a	<	0.12	µg/L	EPA 515.3	0.12	0.6	WKL	
ME-CC	2012/13-4	Wet	3/9/2013 8:05:00 AM	3/22/2013 2:25:00 AM	Dichlorprop	n/a	<	0.08	µg/L	EPA 515.3	0.08	0.3	WKL	
ME-CC	2012/13-4	Wet	3/9/2013 8:05:00 AM	3/23/2013 1:16:00 AM	Dichlorvos	n/a	<	0.0029	µg/L	EPA 525.2	0.0029	0.01	WKL	
ME-CC	2012/13-4	Wet	3/9/2013 8:05:00 AM	3/24/2013 1:44:00 PM	Dieldrin	n/a	<	0.0021	µg/L	EPA 608	0.0021	0.01	WKL	
ME-CC	2012/13-4	Wet	3/9/2013 8:05:00 AM	3/23/2013 1:16:00 AM	Dimethoate	n/a	<	0.0062	µg/L	EPA 525.2	0.0062	0.01	WKL	
ME-CC	2012/13-4	Wet	3/9/2013 8:05:00 AM	3/22/2013 2:25:00 AM	Dinoseb	n/a	<	0.14	µg/L	EPA 515.3	0.14	0.4	WKL	
ME-CC	2012/13-4	Wet	3/9/2013 8:05:00 AM	4/6/2013 1:58:00 AM	Diphenamid	n/a	<	0.024	µg/L	EPA 525.2	0.024	0.1	WKL	
ME-CC	2012/13-4	Wet	3/9/2013 8:05:00 AM	3/23/2013 1:16:00 AM	Disulfoton	n/a	<	0.01	µg/L	EPA 525.2	0.01	0.01	WKL	
ME-CC	2012/13-4	Wet	3/9/2013 8:05:00 AM	3/24/2013 1:44:00 PM	Endosulfan I	n/a	<	0.0017	µg/L	EPA 608	0.0017	0.02	WKL	
ME-CC	2012/13-4	Wet	3/9/2013 8:05:00 AM	3/24/2013 1:44:00 PM	Endosulfan II	n/a	<	0.0019	µg/L	EPA 608	0.0019	0.01	WKL	
ME-CC	2012/13-4	Wet	3/9/2013 8:05:00 AM	3/24/2013 1:44:00 PM	Endosulfan sulfate	n/a	<	0.008	µg/L	EPA 608	0.008	0.05	WKL	
ME-CC	2012/13-4	Wet	3/9/2013 8:05:00 AM	3/24/2013 1:44:00 PM	Endrin	n/a	<	0.0028	µg/L	EPA 608	0.0028	0.01	WKL	
ME-CC	2012/13-4	Wet	3/9/2013 8:05:00 AM	3/24/2013 1:44:00 PM	Endrin aldehyde	n/a	<	0.003	µg/L	EPA 608	0.003	0.01	WKL	
ME-CC	2012/13-4	Wet	3/9/2013 8:05:00 AM	4/6/2013 1:58:00 AM	EPTC	n/a	<	0.017	µg/L	EPA 525.2	0.017	1	WKL	
ME-CC	2012/13-4	Wet	3/9/2013 8:05:00 AM	3/23/2013 1:16:00 AM	Ethoprop	n/a	<	0.0067	µg/L	EPA 525.2	0.0067	0.01	WKL	
ME-CC	2012/13-4	Wet	3/9/2013 8:05:00 AM	3/23/2013 1:16:00 AM	Ethyl parathion	n/a	<	0.0054	µg/L	EPA 525.2	0.0054	0.01	WKL	
ME-CC	2012/13-4	Wet	3/9/2013 8:05:00 AM	3/23/2013 1:16:00 AM	Fensulfothion	n/a	<	0.0029	µg/L	EPA 525.2	0.0029	0.01	WKL	
ME-CC	2012/13-4	Wet	3/9/2013 8:05:00 AM	3/23/2013 1:16:00 AM	Fenthion	n/a	<	0.0038	µg/L	EPA 525.2	0.0038	0.01	WKL	
ME-CC	2012/13-4	Wet	3/9/2013 8:05:00 AM	3/24/2013 1:44:00 PM	gamma-BHC (Lindane)	n/a	<	0.0021	µg/L	EPA 608	0.0021	0.02	WKL	
ME-CC	2012/13-4	Wet	3/9/2013 8:05:00 AM	3/24/2013 1:44:00 PM	gamma-Chlordane	n/a	<	0.0044	µg/L	EPA 608	0.0044	0.01	WKL	
ME-CC	2012/13-4	Wet	3/9/2013 8:05:00 AM	3/12/2013 4:53:00 PM	Glyphosate	n/a	=	16	µg/L	EPA 547	1.8	5	WKL	
ME-CC	2012/13-4	Wet	3/9/2013 8:05:00 AM	3/24/2013 1:44:00 PM	Heptachlor	n/a	<	0.0017	µg/L	EPA 608	0.0017	0.01	WKL	
ME-CC	2012/13-4	Wet	3/9/2013 8:05:00 AM	3/24/2013 1:44:00 PM	Heptachlor epoxide	n/a	<	0.0019	µg/L	EPA 608	0.0019	0.01	WKL	
ME-CC	2012/13-4	Wet	3/9/2013 8:05:00 AM	3/23/2013 1:16:00 AM	Malathion	n/a	<	0.0076	µg/L	EPA 525.2	0.0076	0.01	WKL	
ME-CC	2012/13-4	Wet	3/9/2013 8:05:00 AM	3/23/2013 1:16:00 AM	Merphos	n/a	<	0.0058	µg/L	EPA 525.2	0.0058	0.01	WKL	

Appendix G
Laboratory Environmental Analysis Results

Site ID	Event	Event Type	Sample Date	Analysis Date	Constituent	Fraction	Sign	Result	Units	Method	MDL	Reporting Limit	Analyzing Laboratory	Qualifier
ME-CC	2012/13-4	Wet	3/9/2013 8:05:00 AM	3/24/2013 1:44:00 PM	Methoxychlor	n/a	<	0.0054	µg/L	EPA 608	0.0054	0.02	WKL	
ME-CC	2012/13-4	Wet	3/9/2013 8:05:00 AM	3/23/2013 1:16:00 AM	Methyl parathion	n/a	<	0.0063	µg/L	EPA 525.2	0.0063	0.01	WKL	
ME-CC	2012/13-4	Wet	3/9/2013 8:05:00 AM	4/6/2013 1:58:00 AM	Metolachlor	n/a	<	0.012	µg/L	EPA 525.2	0.012	0.1	WKL	
ME-CC	2012/13-4	Wet	3/9/2013 8:05:00 AM	4/6/2013 1:58:00 AM	Metribuzin	n/a	<	0.015	µg/L	EPA 525.2	0.015	0.1	WKL	
ME-CC	2012/13-4	Wet	3/9/2013 8:05:00 AM	3/23/2013 1:16:00 AM	Mevinphos	n/a	<	0.0042	µg/L	EPA 525.2	0.0042	0.01	WKL	
ME-CC	2012/13-4	Wet	3/9/2013 8:05:00 AM	4/6/2013 1:58:00 AM	Molinate	n/a	<	0.039	µg/L	EPA 525.2	0.039	0.1	WKL	
ME-CC	2012/13-4	Wet	3/9/2013 8:05:00 AM	3/23/2013 1:16:00 AM	Naled	n/a	<	0.0076	µg/L	EPA 525.2	0.0076	0.01	WKL	
ME-CC	2012/13-4	Wet	3/9/2013 8:05:00 AM	3/22/2013 2:25:00 AM	Pentachlorophenol	n/a	<	0.04	µg/L	EPA 515.3	0.04	0.2	WKL	
ME-CC	2012/13-4	Wet	3/9/2013 8:05:00 AM	3/23/2013 1:16:00 AM	Phorate	n/a	<	0.003	µg/L	EPA 525.2	0.003	0.01	WKL	
ME-CC	2012/13-4	Wet	3/9/2013 8:05:00 AM	3/22/2013 2:25:00 AM	Picloram	n/a	<	0.05	µg/L	EPA 515.3	0.05	0.6	WKL	
ME-CC	2012/13-4	Wet	3/9/2013 8:05:00 AM	4/6/2013 1:58:00 AM	Prometon	n/a	<	0.024	µg/L	EPA 525.2	0.024	0.2	WKL	
ME-CC	2012/13-4	Wet	3/9/2013 8:05:00 AM	4/6/2013 1:58:00 AM	Prometryn	n/a	=	0.23	µg/L	EPA 525.2	0.036	0.1	WKL	
ME-CC	2012/13-4	Wet	3/9/2013 8:05:00 AM	3/23/2013 1:16:00 AM	Ronnel (Fenchlorphos)	n/a	<	0.0041	µg/L	EPA 525.2	0.0041	0.01	WKL	
ME-CC	2012/13-4	Wet	3/9/2013 8:05:00 AM	4/6/2013 1:58:00 AM	Simazine	n/a	<	0.015	µg/L	EPA 525.2	0.015	0.1	WKL	
ME-CC	2012/13-4	Wet	3/9/2013 8:05:00 AM	3/23/2013 1:16:00 AM	Stirophos (Tetrachlorvinphos)	n/a	<	0.0031	µg/L	EPA 525.2	0.0031	0.01	WKL	LB-LCSR
ME-CC	2012/13-4	Wet	3/9/2013 8:05:00 AM	4/6/2013 1:58:00 AM	Terbacil	n/a	<	0.55	µg/L	EPA 525.2	0.55	2	WKL	
ME-CC	2012/13-4	Wet	3/9/2013 8:05:00 AM	4/6/2013 1:58:00 AM	Thiobencarb	n/a	<	0.025	µg/L	EPA 525.2	0.025	0.2	WKL	
ME-CC	2012/13-4	Wet	3/9/2013 8:05:00 AM	3/23/2013 1:16:00 AM	Tokuthion	n/a	<	0.0078	µg/L	EPA 525.2	0.0078	0.01	WKL	
ME-CC	2012/13-4	Wet	3/9/2013 8:05:00 AM	3/24/2013 1:44:00 PM	Toxaphene	n/a	<	0.12	µg/L	EPA 608	0.12	0.5	WKL	
ME-CC	2012/13-4	Wet	3/9/2013 8:05:00 AM	3/23/2013 1:16:00 AM	Trichloronate	n/a	<	0.0067	µg/L	EPA 525.2	0.0067	0.01	WKL	
ME-CC	2012/13-4	Wet	3/9/2013 8:05:00 AM	4/6/2013 1:58:00 AM	Trithion	n/a	<	0.012	µg/L	EPA 525.2	0.012	0.1	WKL	
ME-CC	2012/13-5	Dry	5/23/2013 10:30:00 AM	6/4/2013 11:51:00 PM	Chloride	n/a	=	250	mg/L	EPA 300.0	1	5	WKL	D
ME-CC	2012/13-5	Dry	5/23/2013 10:30:00 AM	6/4/2013 11:51:00 PM	Fluoride	n/a	=	0.45	mg/L	EPA 300.0	0.02	0.1	WKL	
ME-CC	2012/13-5	Dry	5/23/2013 10:30:00 AM	6/4/2013 4:54:00 PM	Perchlorate	n/a	<	0.95	µg/L	EPA 314.0	0.95	2	WKL	
ME-CC	2012/13-5	Dry	5/23/2013 10:30:00 AM	5/24/2013 8:30:00 AM	E. Coli	n/a	=	41	MPN/100 mL	MMO-MUG	10	10	VCHCA	D
ME-CC	2012/13-5	Dry	5/23/2013 10:30:00 AM	5/24/2013 2:00:00 PM	Enterococcus	n/a	=	31	MPN/100 mL	Enterolert	10	10	VCHCA	D
ME-CC	2012/13-5	Dry	5/23/2013 10:30:00 AM	5/27/2013 11:22:00 AM	Fecal Coliform	n/a	=	70	MPN/100 mL	SM 9221 E	2	2	VCHCA	
ME-CC	2012/13-5	Dry	5/23/2013 10:30:00 AM	5/24/2013 8:30:00 AM	Total Coliform	n/a	=	24192	MPN/100 mL	MMO-MUG	10	10	VCHCA	D
ME-CC	2012/13-5	Dry	5/23/2013 10:30:00 AM	6/19/2013 3:54:00 PM	Calcium	Total	=	94.9	mg/L	EPA 200.7	0.016	0.1	WKL	
ME-CC	2012/13-5	Dry	5/23/2013 10:30:00 AM	6/19/2013 3:54:00 PM	Magnesium	Total	=	53.9	mg/L	EPA 200.7	0.012	0.1	WKL	
ME-CC	2012/13-5	Dry	5/23/2013 10:30:00 AM	6/4/2013 1:05:00 PM	Alkalinity as CaCO3	n/a	=	270	mg/L	SM 2320 B	0.56	2	WKL	
ME-CC	2012/13-5	Dry	5/23/2013 10:30:00 AM	5/28/2013 5:35:00 PM	BOD	n/a	DNQ	1.5	mg/L	SM 5210 B	0.1	2	WKL	
ME-CC	2012/13-5	Dry	5/23/2013 10:30:00 AM	5/31/2013 2:44:00 PM	COD	n/a	=	11	mg/L	EPA 410.4	0.73	5	WKL	
ME-CC	2012/13-5	Dry	5/23/2013 10:30:00 AM	5/23/2013 10:30:00 AM	Conductivity	n/a	=	1680	µmhos/cm	Field Meter	-88	1	Field Crew	
ME-CC	2012/13-5	Dry	5/23/2013 10:30:00 AM	6/12/2013 11:22:00 AM	Cyanide	Total	<	0.0027	mg/L	EPA 335.4	0.0027	0.005	WKL	
ME-CC	2012/13-5	Dry	5/23/2013 10:30:00 AM	5/23/2013 10:30:00 AM	DO	n/a	=	8.36	mg/L	Field Meter	-88	0.3	Field Crew	
ME-CC	2012/13-5	Dry	5/23/2013 10:30:00 AM	5/23/2013 10:30:00 AM	DO	n/a	=	93.8	%	Field Meter	-88	0.1	Field Crew	
ME-CC	2012/13-5	Dry	5/23/2013 10:30:00 AM	6/19/2013 3:54:00 PM	Hardness as CaCO3	Total	=	459	mg/L	EPA 200.7	0.0894	0.662	WKL	
ME-CC	2012/13-5	Dry	5/23/2013 10:30:00 AM	5/24/2013 11:27:00 AM	MBAS	n/a	=	0.057	mg/L	SM 5540 C	0.019	0.05	WKL	
ME-CC	2012/13-5	Dry	5/23/2013 10:30:00 AM	5/23/2013 10:30:00 AM	pH	n/a	=	8.01	pH Units	Field Meter	-88	0.01	Field Crew	
ME-CC	2012/13-5	Dry	5/23/2013 10:30:00 AM	6/10/2013 4:37:00 PM	Phenolics	n/a	DNQ	0.0092	mg/L	EPA 420.4	0.0042	0.01	WKL	
ME-CC	2012/13-5	Dry	5/23/2013 10:30:00 AM	5/23/2013 10:30:00 AM	Salinity	n/a	=	900	mg/L	Field Meter	-88	100	Field Crew	
ME-CC	2012/13-5	Dry	5/23/2013 10:30:00 AM	5/23/2013 10:30:00 AM	Specific Conductance	n/a	=	1823	µmhos/cm	Field Meter	-88	1	Field Crew	
ME-CC	2012/13-5	Dry	5/23/2013 10:30:00 AM	5/29/2013 10:15:00 AM	Specific Conductance	n/a	=	1900	µmhos/cm	SM 2510 B	0.47	4	WKL	D
ME-CC	2012/13-5	Dry	5/23/2013 10:30:00 AM	5/23/2013 10:30:00 AM	Temperature	n/a	=	20.7	°C	Field Meter	-88	0.1	Field Crew	
ME-CC	2012/13-5	Dry	5/23/2013 10:30:00 AM	5/24/2013 8:38:00 PM	Total Chlorine Residual	n/a	DNQ	0.033	mg/L	SM 4500-Cl G	0.0015	0.05	WKL	EST-HT
ME-CC	2012/13-5	Dry	5/23/2013 10:30:00 AM	5/28/2013 6:05:00 PM	Total Dissolved Solids	n/a	=	1100	mg/L	SM 2540 C	4	10	WKL	
ME-CC	2012/13-5	Dry	5/23/2013 10:30:00 AM	6/5/2013 12:37:00 PM	Total Organic Carbon	n/a	=	4.4	mg/L	SM 5310 C	0.009	0.3	WKL	

Appendix G
Laboratory Environmental Analysis Results

Site ID	Event	Event Type	Sample Date	Analysis Date	Constituent	Fraction	Sign	Result	Units	Method	MDL	Reporting Limit	Analyzing Laboratory	Qualifier
ME-CC	2012/13-5	Dry	5/23/2013 10:30:00 AM	5/28/2013 1:25:00 PM	Total Suspended Solids	n/a	=	8	mg/L	SM 2540 D	5	5	WKL	
ME-CC	2012/13-5	Dry	5/23/2013 10:30:00 AM	5/24/2013 5:47:00 PM	Turbidity	n/a	=	3	NTU	EPA 180.1	0.024	0.1	WKL	
ME-CC	2012/13-5	Dry	5/23/2013 10:30:00 AM	5/28/2013 1:25:00 PM	Volatile Suspended Solids	n/a	<	3.1	mg/L	EPA 160.4	3.1	5	WKL	
ME-CC	2012/13-5	Dry	5/23/2013 10:30:00 AM	5/31/2013 6:36:00 PM	Oil and Grease	n/a	<	1.3	mg/L	EPA 1664A	1.3	5	WKL	
ME-CC	2012/13-5	Dry	5/23/2013 10:30:00 AM	5/31/2013 6:36:00 PM	TPH	n/a	<	1.9	mg/L	EPA 1664A	1.9	5	WKL	
ME-CC	2012/13-5	Dry	5/23/2013 10:30:00 AM	6/15/2013 3:45:00 AM	Aluminum	Dissolved	DNQ	3.8	µg/L	EPA 200.8	2.1	5	WKL	
ME-CC	2012/13-5	Dry	5/23/2013 10:30:00 AM	6/15/2013 3:53:00 AM	Aluminum	Total	=	130	µg/L	EPA 200.8	2.1	5	WKL	LB-MSR
ME-CC	2012/13-5	Dry	5/23/2013 10:30:00 AM	6/15/2013 3:45:00 AM	Antimony	Dissolved	DNQ	0.38	µg/L	EPA 200.8	0.034	0.5	WKL	
ME-CC	2012/13-5	Dry	5/23/2013 10:30:00 AM	6/15/2013 3:53:00 AM	Antimony	Total	DNQ	0.39	µg/L	EPA 200.8	0.034	0.5	WKL	
ME-CC	2012/13-5	Dry	5/23/2013 10:30:00 AM	6/15/2013 3:45:00 AM	Arsenic	Dissolved	=	3.6	µg/L	EPA 200.8	0.13	0.4	WKL	
ME-CC	2012/13-5	Dry	5/23/2013 10:30:00 AM	6/15/2013 3:53:00 AM	Arsenic	Total	=	3.6	µg/L	EPA 200.8	0.13	0.4	WKL	
ME-CC	2012/13-5	Dry	5/23/2013 10:30:00 AM	6/15/2013 3:53:00 AM	Barium	Total	=	33	µg/L	EPA 200.8	0.097	0.5	WKL	
ME-CC	2012/13-5	Dry	5/23/2013 10:30:00 AM	6/15/2013 3:45:00 AM	Beryllium	Dissolved	<	0.015	µg/L	EPA 200.8	0.015	0.1	WKL	
ME-CC	2012/13-5	Dry	5/23/2013 10:30:00 AM	6/15/2013 3:53:00 AM	Beryllium	Total	<	0.015	µg/L	EPA 200.8	0.015	0.1	WKL	
ME-CC	2012/13-5	Dry	5/23/2013 10:30:00 AM	6/15/2013 3:45:00 AM	Cadmium	Dissolved	=	0.2	µg/L	EPA 200.8	0.017	0.1	WKL	
ME-CC	2012/13-5	Dry	5/23/2013 10:30:00 AM	6/15/2013 3:53:00 AM	Cadmium	Total	=	0.2	µg/L	EPA 200.8	0.017	0.1	WKL	
ME-CC	2012/13-5	Dry	5/23/2013 10:30:00 AM	6/15/2013 3:45:00 AM	Chromium	Dissolved	=	0.22	µg/L	EPA 200.8	0.024	0.2	WKL	
ME-CC	2012/13-5	Dry	5/23/2013 10:30:00 AM	6/15/2013 3:53:00 AM	Chromium	Total	=	0.65	µg/L	EPA 200.8	0.024	0.2	WKL	
ME-CC	2012/13-5	Dry	5/23/2013 10:30:00 AM	5/29/2013	Chromium VI	n/a	DNQ	0.28	µg/L	EPA 218.6	0.0059	0.3	WKL	
ME-CC	2012/13-5	Dry	5/23/2013 10:30:00 AM	6/15/2013 3:45:00 AM	Copper	Dissolved	=	3	µg/L	EPA 200.8	0.036	0.5	WKL	
ME-CC	2012/13-5	Dry	5/23/2013 10:30:00 AM	6/15/2013 3:53:00 AM	Copper	Total	=	3.3	µg/L	EPA 200.8	0.036	0.5	WKL	
ME-CC	2012/13-5	Dry	5/23/2013 10:30:00 AM	6/19/2013 3:52:00 PM	Iron	Dissolved	DNQ	2.8	µg/L	EPA 200.7	1.1	10	WKL	
ME-CC	2012/13-5	Dry	5/23/2013 10:30:00 AM	6/19/2013 3:54:00 PM	Iron	Total	=	170	µg/L	EPA 200.7	1.1	10	WKL	
ME-CC	2012/13-5	Dry	5/23/2013 10:30:00 AM	6/15/2013 3:45:00 AM	Lead	Dissolved	DNQ	0.03	µg/L	EPA 200.8	0.024	0.2	WKL	
ME-CC	2012/13-5	Dry	5/23/2013 10:30:00 AM	6/15/2013 3:53:00 AM	Lead	Total	DNQ	0.14	µg/L	EPA 200.8	0.024	0.2	WKL	
ME-CC	2012/13-5	Dry	5/23/2013 10:30:00 AM	6/6/2013 5:53:00 PM	Mercury	Dissolved	<	3.9	ng/L	EPA 245.1	3.9	50	WKL	
ME-CC	2012/13-5	Dry	5/23/2013 10:30:00 AM	6/6/2013 5:53:00 PM	Mercury	Total	<	3.9	ng/L	EPA 245.1	3.9	50	WKL	
ME-CC	2012/13-5	Dry	5/23/2013 10:30:00 AM	6/15/2013 3:45:00 AM	Nickel	Dissolved	=	6.1	µg/L	EPA 200.8	0.091	0.8	WKL	
ME-CC	2012/13-5	Dry	5/23/2013 10:30:00 AM	6/15/2013 3:53:00 AM	Nickel	Total	=	6.4	µg/L	EPA 200.8	0.091	0.8	WKL	
ME-CC	2012/13-5	Dry	5/23/2013 10:30:00 AM	6/15/2013 3:45:00 AM	Selenium	Dissolved	=	0.71	µg/L	EPA 200.8	0.081	0.4	WKL	
ME-CC	2012/13-5	Dry	5/23/2013 10:30:00 AM	6/15/2013 3:53:00 AM	Selenium	Total	=	0.66	µg/L	EPA 200.8	0.081	0.4	WKL	
ME-CC	2012/13-5	Dry	5/23/2013 10:30:00 AM	6/15/2013 3:45:00 AM	Silver	Dissolved	DNQ	0.03	µg/L	EPA 200.8	0.012	0.2	WKL	
ME-CC	2012/13-5	Dry	5/23/2013 10:30:00 AM	6/15/2013 3:53:00 AM	Silver	Total	DNQ	0.05	µg/L	EPA 200.8	0.012	0.2	WKL	
ME-CC	2012/13-5	Dry	5/23/2013 10:30:00 AM	6/15/2013 3:45:00 AM	Thallium	Dissolved	<	0.034	µg/L	EPA 200.8	0.034	0.2	WKL	
ME-CC	2012/13-5	Dry	5/23/2013 10:30:00 AM	6/15/2013 3:53:00 AM	Thallium	Total	<	0.034	µg/L	EPA 200.8	0.034	0.2	WKL	
ME-CC	2012/13-5	Dry	5/23/2013 10:30:00 AM	6/15/2013 3:45:00 AM	Zinc	Dissolved	=	19	µg/L	EPA 200.8	0.5	5	WKL	
ME-CC	2012/13-5	Dry	5/23/2013 10:30:00 AM	6/15/2013 3:53:00 AM	Zinc	Total	=	19	µg/L	EPA 200.8	0.5	5	WKL	
ME-CC	2012/13-5	Dry	5/23/2013 10:30:00 AM	6/10/2013 6:08:00 PM	Ammonia as N	n/a	DNQ	0.093	mg/L	EPA 350.1	0.048	0.1	WKL	
ME-CC	2012/13-5	Dry	5/23/2013 10:30:00 AM	5/23/2013 10:14:00 PM	Nitrate + Nitrite as N	n/a	=	8.6	mg/L	EPA 353.2	0.01	0.1	WKL	
ME-CC	2012/13-5	Dry	5/23/2013 10:30:00 AM	5/23/2013 10:14:00 PM	Nitrate as N	n/a	=	8.5	mg/L	EPA 353.2	0.041	0.1	WKL	
ME-CC	2012/13-5	Dry	5/23/2013 10:30:00 AM	6/12/2013 9:09:00 PM	Phosphorus as P	Dissolved	=	3	mg/L	EPA 365.1	0.035	0.25	WKL	D
ME-CC	2012/13-5	Dry	5/23/2013 10:30:00 AM	6/12/2013 8:27:00 PM	Phosphorus as P	Total	=	3.2	mg/L	EPA 365.1	0.035	0.25	WKL	D
ME-CC	2012/13-5	Dry	5/23/2013 10:30:00 AM	6/11/2013 2:47:00 PM	TKN	n/a	=	0.61	mg/L	EPA 351.2	0.05	0.1	WKL	LB-MSR
ME-CC	2012/13-5	Dry	5/23/2013 10:30:00 AM	6/12/2013 6:16:00 PM	1,2,4-Trichlorobenzene	n/a	<	0.55	µg/L	EPA 625	0.55	1	WKL	
ME-CC	2012/13-5	Dry	5/23/2013 10:30:00 AM	6/12/2013 6:16:00 PM	1,2-Dichlorobenzene	n/a	<	0.57	µg/L	EPA 625	0.57	1	WKL	EST-MSRPD
ME-CC	2012/13-5	Dry	5/23/2013 10:30:00 AM	6/12/2013 6:16:00 PM	1,2-Diphenylhydrazine	n/a	<	0.25	µg/L	EPA 625	0.25	1	WKL	
ME-CC	2012/13-5	Dry	5/23/2013 10:30:00 AM	6/12/2013 6:16:00 PM	1,3-Dichlorobenzene	n/a	<	0.53	µg/L	EPA 625	0.53	1	WKL	EST-MSRPD
ME-CC	2012/13-5	Dry	5/23/2013 10:30:00 AM	6/12/2013 6:16:00 PM	1,4-Dichlorobenzene	n/a	<	0.55	µg/L	EPA 625	0.55	1	WKL	EST-MSRPD

Appendix G
Laboratory Environmental Analysis Results

Site ID	Event	Event Type	Sample Date	Analysis Date	Constituent	Fraction	Sign	Result	Units	Method	MDL	Reporting Limit	Analyzing Laboratory	Qualifier
ME-CC	2012/13-5	Dry	5/23/2013 10:30:00 AM	6/18/2013 7:39:00 AM	1-Methylnaphthalene	n/a	<	0.1	µg/L	EPA 8270Cm	0.1	0.1	WKL	
ME-CC	2012/13-5	Dry	5/23/2013 10:30:00 AM	6/16/2013 5:21:00 AM	2,4,5-Trichlorophenol	n/a	<	0.29	µg/L	EPA 8270Cm	0.29	1	WKL	
ME-CC	2012/13-5	Dry	5/23/2013 10:30:00 AM	6/16/2013 5:21:00 AM	2,4,6-Trichlorophenol	n/a	<	0.3	µg/L	EPA 8270Cm	0.3	1	WKL	LB-LCSR
ME-CC	2012/13-5	Dry	5/23/2013 10:30:00 AM	6/16/2013 5:21:00 AM	2,4-Dichlorophenol	n/a	<	0.51	µg/L	EPA 8270Cm	0.51	1	WKL	LB-LCSR
ME-CC	2012/13-5	Dry	5/23/2013 10:30:00 AM	6/16/2013 5:21:00 AM	2,4-Dimethylphenol	n/a	<	1	µg/L	EPA 8270Cm	1	2	WKL	
ME-CC	2012/13-5	Dry	5/23/2013 10:30:00 AM	6/16/2013 5:21:00 AM	2,4-Dinitrophenol	n/a	<	1	µg/L	EPA 8270Cm	1	2	WKL	
ME-CC	2012/13-5	Dry	5/23/2013 10:30:00 AM	6/12/2013 6:16:00 PM	2,4-Dinitrotoluene	n/a	<	0.18	µg/L	EPA 625	0.18	1	WKL	
ME-CC	2012/13-5	Dry	5/23/2013 10:30:00 AM	6/12/2013 6:16:00 PM	2,6-Dinitrotoluene	n/a	<	0.27	µg/L	EPA 625	0.27	1	WKL	
ME-CC	2012/13-5	Dry	5/23/2013 10:30:00 AM	6/12/2013 6:16:00 PM	2-Chloronaphthalene	n/a	<	0.45	µg/L	EPA 625	0.45	1	WKL	
ME-CC	2012/13-5	Dry	5/23/2013 10:30:00 AM	6/16/2013 5:21:00 AM	2-Chlorophenol	n/a	<	0.65	µg/L	EPA 8270Cm	0.65	1	WKL	
ME-CC	2012/13-5	Dry	5/23/2013 10:30:00 AM	6/18/2013 7:39:00 AM	2-Methylnaphthalene	n/a	<	0.1	µg/L	EPA 8270Cm	0.1	0.1	WKL	
ME-CC	2012/13-5	Dry	5/23/2013 10:30:00 AM	6/16/2013 5:21:00 AM	2-Methylphenol	n/a	<	0.34	µg/L	EPA 8270Cm	0.34	1	WKL	
ME-CC	2012/13-5	Dry	5/23/2013 10:30:00 AM	6/16/2013 5:21:00 AM	2-Nitrophenol	n/a	<	0.71	µg/L	EPA 8270Cm	0.71	1	WKL	
ME-CC	2012/13-5	Dry	5/23/2013 10:30:00 AM	6/12/2013 6:16:00 PM	3,3'-Dichlorobenzidine	n/a	<	1.2	µg/L	EPA 625	1.2	5	WKL	LB-MSR
ME-CC	2012/13-5	Dry	5/23/2013 10:30:00 AM	6/16/2013 5:21:00 AM	3-/4-Methylphenol	n/a	<	0.3	µg/L	EPA 8270Cm	0.3	1	WKL	
ME-CC	2012/13-5	Dry	5/23/2013 10:30:00 AM	6/16/2013 5:21:00 AM	4,6-Dinitro-2-methylphenol	n/a	<	0.14	µg/L	EPA 8270Cm	0.14	1	WKL	LB-LCSR
ME-CC	2012/13-5	Dry	5/23/2013 10:30:00 AM	6/12/2013 6:16:00 PM	4-Bromophenyl phenyl ether	n/a	<	0.36	µg/L	EPA 625	0.36	1	WKL	
ME-CC	2012/13-5	Dry	5/23/2013 10:30:00 AM	6/16/2013 5:21:00 AM	4-Chloro-3-methylphenol	n/a	<	0.37	µg/L	EPA 8270Cm	0.37	1	WKL	
ME-CC	2012/13-5	Dry	5/23/2013 10:30:00 AM	6/12/2013 6:16:00 PM	4-Chlorophenyl phenyl ether	n/a	<	0.41	µg/L	EPA 625	0.41	1	WKL	
ME-CC	2012/13-5	Dry	5/23/2013 10:30:00 AM	6/16/2013 5:21:00 AM	4-Nitrophenol	n/a	<	1	µg/L	EPA 8270Cm	1	2	WKL	
ME-CC	2012/13-5	Dry	5/23/2013 10:30:00 AM	6/18/2013 7:39:00 AM	Acenaphthene	n/a	<	0.1	µg/L	EPA 8270Cm	0.1	0.1	WKL	
ME-CC	2012/13-5	Dry	5/23/2013 10:30:00 AM	6/18/2013 7:39:00 AM	Acenaphthylene	n/a	<	0.1	µg/L	EPA 8270Cm	0.1	0.1	WKL	
ME-CC	2012/13-5	Dry	5/23/2013 10:30:00 AM	6/18/2013 7:39:00 AM	Anthracene	n/a	<	0.1	µg/L	EPA 8270Cm	0.1	0.1	WKL	
ME-CC	2012/13-5	Dry	5/23/2013 10:30:00 AM	6/18/2013 7:39:00 AM	Benz(a)anthracene	n/a	<	0.1	µg/L	EPA 8270Cm	0.1	0.1	WKL	
ME-CC	2012/13-5	Dry	5/23/2013 10:30:00 AM	6/12/2013 6:16:00 PM	Benzidine	n/a	<	3.7	µg/L	EPA 625	3.7	10	WKL	
ME-CC	2012/13-5	Dry	5/23/2013 10:30:00 AM	6/11/2013 7:44:00 PM	Benzo(a)pyrene	n/a	<	0.07	µg/L	EPA 525.2	0.07	0.1	WKL	
ME-CC	2012/13-5	Dry	5/23/2013 10:30:00 AM	6/18/2013 7:39:00 AM	Benzo(b)fluoranthene	n/a	<	0.1	µg/L	EPA 8270Cm	0.1	0.1	WKL	
ME-CC	2012/13-5	Dry	5/23/2013 10:30:00 AM	6/18/2013 7:39:00 AM	Benzo(g,h,i)perylene	n/a	<	0.1	µg/L	EPA 8270Cm	0.1	0.1	WKL	
ME-CC	2012/13-5	Dry	5/23/2013 10:30:00 AM	6/18/2013 7:39:00 AM	Benzo(k)fluoranthene	n/a	<	0.1	µg/L	EPA 8270Cm	0.1	0.1	WKL	
ME-CC	2012/13-5	Dry	5/23/2013 10:30:00 AM	6/12/2013 6:16:00 PM	Bis(2-chloroethoxy)methane	n/a	<	0.25	µg/L	EPA 625	0.25	1	WKL	
ME-CC	2012/13-5	Dry	5/23/2013 10:30:00 AM	6/12/2013 6:16:00 PM	Bis(2-chloroethyl)ether	n/a	<	0.27	µg/L	EPA 625	0.27	1	WKL	EST-MSRPD
ME-CC	2012/13-5	Dry	5/23/2013 10:30:00 AM	6/12/2013 6:16:00 PM	Bis(2-chloroisopropyl)ether	n/a	<	0.38	µg/L	EPA 625	0.38	1	WKL	EST-MSRPD
ME-CC	2012/13-5	Dry	5/23/2013 10:30:00 AM	6/11/2013 7:44:00 PM	Bis(2-ethylhexyl)adipate	n/a	<	0.1	µg/L	EPA 525.2	0.1	5	WKL	
ME-CC	2012/13-5	Dry	5/23/2013 10:30:00 AM	6/11/2013 7:44:00 PM	Bis(2-ethylhexyl)phthalate	n/a	<	1.1	µg/L	EPA 525.2	1.1	3	WKL	
ME-CC	2012/13-5	Dry	5/23/2013 10:30:00 AM	6/12/2013 6:16:00 PM	Butyl benzyl phthalate	n/a	<	0.18	µg/L	EPA 625	0.18	1	WKL	
ME-CC	2012/13-5	Dry	5/23/2013 10:30:00 AM	6/18/2013 7:39:00 AM	Chrysene	n/a	<	0.1	µg/L	EPA 8270Cm	0.1	0.1	WKL	
ME-CC	2012/13-5	Dry	5/23/2013 10:30:00 AM	6/18/2013 7:39:00 AM	Dibenz(a,h)anthracene	n/a	<	0.1	µg/L	EPA 8270Cm	0.1	0.1	WKL	
ME-CC	2012/13-5	Dry	5/23/2013 10:30:00 AM	6/12/2013 6:16:00 PM	Diethyl phthalate	n/a	DNQ	0.44	µg/L	EPA 625	0.15	1	WKL	
ME-CC	2012/13-5	Dry	5/23/2013 10:30:00 AM	6/12/2013 6:16:00 PM	Dimethyl phthalate	n/a	<	0.18	µg/L	EPA 625	0.18	1	WKL	
ME-CC	2012/13-5	Dry	5/23/2013 10:30:00 AM	6/12/2013 6:16:00 PM	Di-n-butylphthalate	n/a	<	0.24	µg/L	EPA 625	0.24	1	WKL	
ME-CC	2012/13-5	Dry	5/23/2013 10:30:00 AM	6/12/2013 6:16:00 PM	Di-n-octylphthalate	n/a	<	0.19	µg/L	EPA 625	0.19	1	WKL	
ME-CC	2012/13-5	Dry	5/23/2013 10:30:00 AM	6/18/2013 7:39:00 AM	Fluoranthene	n/a	<	0.1	µg/L	EPA 8270Cm	0.1	0.1	WKL	
ME-CC	2012/13-5	Dry	5/23/2013 10:30:00 AM	6/18/2013 7:39:00 AM	Fluorene	n/a	<	0.1	µg/L	EPA 8270Cm	0.1	0.1	WKL	
ME-CC	2012/13-5	Dry	5/23/2013 10:30:00 AM	6/12/2013 6:16:00 PM	Hexachlorobenzene	n/a	<	0.49	µg/L	EPA 625	0.49	1	WKL	
ME-CC	2012/13-5	Dry	5/23/2013 10:30:00 AM	6/12/2013 6:16:00 PM	Hexachlorobutadiene	n/a	<	0.47	µg/L	EPA 625	0.47	1	WKL	EST-MSRPD
ME-CC	2012/13-5	Dry	5/23/2013 10:30:00 AM	6/12/2013 6:16:00 PM	Hexachlorocyclopentadiene	n/a	<	1.5	µg/L	EPA 625	1.5	5	WKL	
ME-CC	2012/13-5	Dry	5/23/2013 10:30:00 AM	6/12/2013 6:16:00 PM	Hexachloroethane	n/a	<	0.52	µg/L	EPA 625	0.52	1	WKL	EST-MSRPD
ME-CC	2012/13-5	Dry	5/23/2013 10:30:00 AM	6/18/2013 7:39:00 AM	Indeno(1,2,3-cd)pyrene	n/a	<	0.1	µg/L	EPA 8270Cm	0.1	0.1	WKL	

Appendix G
Laboratory Environmental Analysis Results

Site ID	Event	Event Type	Sample Date	Analysis Date	Constituent	Fraction	Sign	Result	Units	Method	MDL	Reporting Limit	Analyzing Laboratory	Qualifier
ME-CC	2012/13-5	Dry	5/23/2013 10:30:00 AM	6/12/2013 6:16:00 PM	Isophorone	n/a	<	0.21	µg/L	EPA 625	0.21	1	WKL	
ME-CC	2012/13-5	Dry	5/23/2013 10:30:00 AM	5/25/2013 1:26:00 AM	Methyl tert-butyl ether (MTBE)	n/a	<	0.19	µg/L	EPA 524.2	0.19	2	WKL	
ME-CC	2012/13-5	Dry	5/23/2013 10:30:00 AM	6/18/2013 7:39:00 AM	Naphthalene	n/a	<	0.1	µg/L	EPA 8270Cm	0.1	0.1	WKL	
ME-CC	2012/13-5	Dry	5/23/2013 10:30:00 AM	6/12/2013 6:16:00 PM	Nitrobenzene	n/a	<	0.36	µg/L	EPA 625	0.36	1	WKL	EST-MSRPD
ME-CC	2012/13-5	Dry	5/23/2013 10:30:00 AM	6/12/2013 6:16:00 PM	N-Nitrosodimethylamine	n/a	<	0.14	µg/L	EPA 625	0.14	1	WKL	EST-MSRPD
ME-CC	2012/13-5	Dry	5/23/2013 10:30:00 AM	6/12/2013 6:16:00 PM	N-Nitrosodi-N-propylamine	n/a	<	0.26	µg/L	EPA 625	0.26	1	WKL	
ME-CC	2012/13-5	Dry	5/23/2013 10:30:00 AM	6/12/2013 6:16:00 PM	N-Nitrosodiphenylamine	n/a	<	0.19	µg/L	EPA 625	0.19	1	WKL	
ME-CC	2012/13-5	Dry	5/23/2013 10:30:00 AM	6/18/2013 7:39:00 AM	Phenanthrene	n/a	<	0.1	µg/L	EPA 8270Cm	0.1	0.1	WKL	
ME-CC	2012/13-5	Dry	5/23/2013 10:30:00 AM	6/16/2013 5:21:00 AM	Phenol	n/a	<	0.35	µg/L	EPA 8270Cm	0.35	1	WKL	
ME-CC	2012/13-5	Dry	5/23/2013 10:30:00 AM	6/18/2013 7:39:00 AM	Pyrene	n/a	<	0.1	µg/L	EPA 8270Cm	0.1	0.1	WKL	
ME-CC	2012/13-5	Dry	5/23/2013 10:30:00 AM	6/16/2013 2:18:00 AM	PCB Aroclor 1016	n/a	<	0.05	µg/L	EPA 608	0.05	0.5	WKL	
ME-CC	2012/13-5	Dry	5/23/2013 10:30:00 AM	6/16/2013 2:18:00 AM	PCB Aroclor 1221	n/a	<	0.06	µg/L	EPA 608	0.06	0.5	WKL	
ME-CC	2012/13-5	Dry	5/23/2013 10:30:00 AM	6/16/2013 2:18:00 AM	PCB Aroclor 1232	n/a	<	0.15	µg/L	EPA 608	0.15	0.5	WKL	
ME-CC	2012/13-5	Dry	5/23/2013 10:30:00 AM	6/16/2013 2:18:00 AM	PCB Aroclor 1242	n/a	<	0.07	µg/L	EPA 608	0.07	0.5	WKL	
ME-CC	2012/13-5	Dry	5/23/2013 10:30:00 AM	6/16/2013 2:18:00 AM	PCB Aroclor 1248	n/a	<	0.06	µg/L	EPA 608	0.06	0.5	WKL	
ME-CC	2012/13-5	Dry	5/23/2013 10:30:00 AM	6/16/2013 2:18:00 AM	PCB Aroclor 1254	n/a	<	0.04	µg/L	EPA 608	0.04	0.5	WKL	
ME-CC	2012/13-5	Dry	5/23/2013 10:30:00 AM	6/16/2013 2:18:00 AM	PCB Aroclor 1260	n/a	<	0.04	µg/L	EPA 608	0.04	0.5	WKL	
ME-CC	2012/13-5	Dry	5/23/2013 10:30:00 AM	6/6/2013 11:50:00 PM	2,4,5-T	n/a	<	0.07	µg/L	EPA 515.3	0.07	0.2	WKL	
ME-CC	2012/13-5	Dry	5/23/2013 10:30:00 AM	6/6/2013 11:50:00 PM	2,4,5-TP	n/a	<	0.09	µg/L	EPA 515.3	0.09	0.2	WKL	
ME-CC	2012/13-5	Dry	5/23/2013 10:30:00 AM	6/6/2013 11:50:00 PM	2,4-D	n/a	<	0.07	µg/L	EPA 515.3	0.07	0.4	WKL	
ME-CC	2012/13-5	Dry	5/23/2013 10:30:00 AM	6/6/2013 11:50:00 PM	2,4-DB	n/a	<	0.07	µg/L	EPA 515.3	0.07	2	WKL	
ME-CC	2012/13-5	Dry	5/23/2013 10:30:00 AM	6/6/2013 11:50:00 PM	3,5-Dichlorobenzoic acid	n/a	<	0.09	µg/L	EPA 515.3	0.09	1	WKL	
ME-CC	2012/13-5	Dry	5/23/2013 10:30:00 AM	6/16/2013 2:18:00 AM	4,4'-DDD	n/a	<	0.003	µg/L	EPA 608	0.003	0.05	WKL	
ME-CC	2012/13-5	Dry	5/23/2013 10:30:00 AM	6/16/2013 2:18:00 AM	4,4'-DDE	n/a	<	0.0025	µg/L	EPA 608	0.0025	0.05	WKL	
ME-CC	2012/13-5	Dry	5/23/2013 10:30:00 AM	6/16/2013 2:18:00 AM	4,4'-DDT	n/a	<	0.0031	µg/L	EPA 608	0.0031	0.01	WKL	
ME-CC	2012/13-5	Dry	5/23/2013 10:30:00 AM	6/6/2013 11:50:00 PM	Acifluorfen	n/a	<	0.06	µg/L	EPA 515.3	0.06	0.4	WKL	
ME-CC	2012/13-5	Dry	5/23/2013 10:30:00 AM	6/11/2013 7:44:00 PM	Alachlor	n/a	<	0.022	µg/L	EPA 525.2	0.022	0.1	WKL	
ME-CC	2012/13-5	Dry	5/23/2013 10:30:00 AM	6/16/2013 2:18:00 AM	Aldrin	n/a	<	0.0015	µg/L	EPA 608	0.0015	0.005	WKL	
ME-CC	2012/13-5	Dry	5/23/2013 10:30:00 AM	6/16/2013 2:18:00 AM	alpha-BHC	n/a	<	0.0018	µg/L	EPA 608	0.0018	0.01	WKL	
ME-CC	2012/13-5	Dry	5/23/2013 10:30:00 AM	6/16/2013 2:18:00 AM	alpha-Chlordane	n/a	<	0.0041	µg/L	EPA 608	0.0041	0.01	WKL	
ME-CC	2012/13-5	Dry	5/23/2013 10:30:00 AM	6/11/2013 7:44:00 PM	Atrazine	n/a	<	0.034	µg/L	EPA 525.2	0.034	0.1	WKL	
ME-CC	2012/13-5	Dry	5/23/2013 10:30:00 AM	6/13/2013 4:47:00 PM	Azinphos methyl	n/a	<	0.0055	µg/L	EPA 525.2	0.0055	0.01	WKL	
ME-CC	2012/13-5	Dry	5/23/2013 10:30:00 AM	6/6/2013 11:50:00 PM	Bentazon	n/a	<	0.11	µg/L	EPA 515.3	0.11	2	WKL	
ME-CC	2012/13-5	Dry	5/23/2013 10:30:00 AM	6/16/2013 2:18:00 AM	beta-BHC	n/a	<	0.0031	µg/L	EPA 608	0.0031	0.005	WKL	
ME-CC	2012/13-5	Dry	5/23/2013 10:30:00 AM	6/13/2013 4:47:00 PM	Bolstar	n/a	<	0.0046	µg/L	EPA 525.2	0.0046	0.01	WKL	
ME-CC	2012/13-5	Dry	5/23/2013 10:30:00 AM	6/11/2013 7:44:00 PM	Bromacil	n/a	<	0.038	µg/L	EPA 525.2	0.038	1	WKL	
ME-CC	2012/13-5	Dry	5/23/2013 10:30:00 AM	6/11/2013 7:44:00 PM	Butachlor	n/a	<	0.017	µg/L	EPA 525.2	0.017	0.2	WKL	
ME-CC	2012/13-5	Dry	5/23/2013 10:30:00 AM	6/11/2013 7:44:00 PM	Captan	n/a	<	0.86	µg/L	EPA 525.2	0.86	1	WKL	
ME-CC	2012/13-5	Dry	5/23/2013 10:30:00 AM	6/16/2013 2:18:00 AM	Chlordane (technical)	n/a	<	0.08	µg/L	EPA 608	0.08	0.1	WKL	
ME-CC	2012/13-5	Dry	5/23/2013 10:30:00 AM	6/11/2013 7:44:00 PM	Chloropropham	n/a	<	0.01	µg/L	EPA 525.2	0.01	0.1	WKL	
ME-CC	2012/13-5	Dry	5/23/2013 10:30:00 AM	6/13/2013 4:47:00 PM	Chlorpyrifos	n/a	<	0.0069	µg/L	EPA 525.2	0.0069	0.01	WKL	
ME-CC	2012/13-5	Dry	5/23/2013 10:30:00 AM	6/13/2013 4:47:00 PM	Coumaphos	n/a	<	0.0051	µg/L	EPA 525.2	0.0051	0.01	WKL	
ME-CC	2012/13-5	Dry	5/23/2013 10:30:00 AM	6/11/2013 7:44:00 PM	Cyanazine	n/a	<	0.024	µg/L	EPA 525.2	0.024	0.1	WKL	
ME-CC	2012/13-5	Dry	5/23/2013 10:30:00 AM	6/6/2013 11:50:00 PM	Dalapon	n/a	<	0.1	µg/L	EPA 515.3	0.1	0.4	WKL	
ME-CC	2012/13-5	Dry	5/23/2013 10:30:00 AM	6/6/2013 11:50:00 PM	DCPA (Dacthal)	n/a	=	2.4	µg/L	EPA 515.3	0.07	0.1	WKL	
ME-CC	2012/13-5	Dry	5/23/2013 10:30:00 AM	6/16/2013 2:18:00 AM	delta-BHC	n/a	<	0.0025	µg/L	EPA 608	0.0025	0.005	WKL	
ME-CC	2012/13-5	Dry	5/23/2013 10:30:00 AM	6/13/2013 4:47:00 PM	Demeton-O	n/a	<	0.01	µg/L	EPA 525.2	0.01	0.01	WKL	
ME-CC	2012/13-5	Dry	5/23/2013 10:30:00 AM	6/13/2013 4:47:00 PM	Demeton-S	n/a	<	0.01	µg/L	EPA 525.2	0.01	0.01	WKL	

Appendix G
Laboratory Environmental Analysis Results

Site ID	Event	Event Type	Sample Date	Analysis Date	Constituent	Fraction	Sign	Result	Units	Method	MDL	Reporting Limit	Analyzing Laboratory	Qualifier
ME-CC	2012/13-5	Dry	5/23/2013 10:30:00 AM	6/13/2013 4:47:00 PM	Diazinon	n/a	<	0.0052	µg/L	EPA 525.2	0.0052	0.01	WKL	
ME-CC	2012/13-5	Dry	5/23/2013 10:30:00 AM	6/6/2013 11:50:00 PM	Dicamba	n/a	<	0.12	µg/L	EPA 515.3	0.12	0.6	WKL	
ME-CC	2012/13-5	Dry	5/23/2013 10:30:00 AM	6/6/2013 11:50:00 PM	Dichlorprop	n/a	<	0.08	µg/L	EPA 515.3	0.08	0.3	WKL	
ME-CC	2012/13-5	Dry	5/23/2013 10:30:00 AM	6/13/2013 4:47:00 PM	Dichlorvos	n/a	<	0.0029	µg/L	EPA 525.2	0.0029	0.01	WKL	
ME-CC	2012/13-5	Dry	5/23/2013 10:30:00 AM	6/16/2013 2:18:00 AM	Dieldrin	n/a	<	0.0021	µg/L	EPA 608	0.0021	0.01	WKL	
ME-CC	2012/13-5	Dry	5/23/2013 10:30:00 AM	6/13/2013 4:47:00 PM	Dimethoate	n/a	<	0.0062	µg/L	EPA 525.2	0.0062	0.01	WKL	
ME-CC	2012/13-5	Dry	5/23/2013 10:30:00 AM	6/6/2013 11:50:00 PM	Dinoseb	n/a	<	0.14	µg/L	EPA 515.3	0.14	0.4	WKL	
ME-CC	2012/13-5	Dry	5/23/2013 10:30:00 AM	6/11/2013 7:44:00 PM	Diphenamid	n/a	<	0.024	µg/L	EPA 525.2	0.024	0.1	WKL	
ME-CC	2012/13-5	Dry	5/23/2013 10:30:00 AM	6/13/2013 4:47:00 PM	Disulfoton	n/a	<	0.01	µg/L	EPA 525.2	0.01	0.01	WKL	
ME-CC	2012/13-5	Dry	5/23/2013 10:30:00 AM	6/16/2013 2:18:00 AM	Endosulfan I	n/a	<	0.0017	µg/L	EPA 608	0.0017	0.02	WKL	
ME-CC	2012/13-5	Dry	5/23/2013 10:30:00 AM	6/16/2013 2:18:00 AM	Endosulfan II	n/a	<	0.0019	µg/L	EPA 608	0.0019	0.01	WKL	
ME-CC	2012/13-5	Dry	5/23/2013 10:30:00 AM	6/16/2013 2:18:00 AM	Endosulfan sulfate	n/a	<	0.008	µg/L	EPA 608	0.008	0.05	WKL	
ME-CC	2012/13-5	Dry	5/23/2013 10:30:00 AM	6/16/2013 2:18:00 AM	Endrin	n/a	<	0.0028	µg/L	EPA 608	0.0028	0.01	WKL	
ME-CC	2012/13-5	Dry	5/23/2013 10:30:00 AM	6/16/2013 2:18:00 AM	Endrin aldehyde	n/a	<	0.003	µg/L	EPA 608	0.003	0.01	WKL	
ME-CC	2012/13-5	Dry	5/23/2013 10:30:00 AM	6/11/2013 7:44:00 PM	EPTC	n/a	<	0.017	µg/L	EPA 525.2	0.017	1	WKL	
ME-CC	2012/13-5	Dry	5/23/2013 10:30:00 AM	6/13/2013 4:47:00 PM	Ethoprop	n/a	<	0.0067	µg/L	EPA 525.2	0.0067	0.01	WKL	
ME-CC	2012/13-5	Dry	5/23/2013 10:30:00 AM	6/13/2013 4:47:00 PM	Ethyl parathion	n/a	<	0.0054	µg/L	EPA 525.2	0.0054	0.01	WKL	
ME-CC	2012/13-5	Dry	5/23/2013 10:30:00 AM	6/13/2013 4:47:00 PM	Fensulfothion	n/a	<	0.0029	µg/L	EPA 525.2	0.0029	0.01	WKL	
ME-CC	2012/13-5	Dry	5/23/2013 10:30:00 AM	6/13/2013 4:47:00 PM	Fenthion	n/a	<	0.0038	µg/L	EPA 525.2	0.0038	0.01	WKL	
ME-CC	2012/13-5	Dry	5/23/2013 10:30:00 AM	6/16/2013 2:18:00 AM	gamma-BHC (Lindane)	n/a	<	0.0021	µg/L	EPA 608	0.0021	0.02	WKL	
ME-CC	2012/13-5	Dry	5/23/2013 10:30:00 AM	6/16/2013 2:18:00 AM	gamma-Chlordane	n/a	<	0.0044	µg/L	EPA 608	0.0044	0.01	WKL	
ME-CC	2012/13-5	Dry	5/23/2013 10:30:00 AM	5/31/2013 2:44:00 PM	Glyphosate	n/a	<	1.8	µg/L	EPA 547	1.8	5	WKL	
ME-CC	2012/13-5	Dry	5/23/2013 10:30:00 AM	6/16/2013 2:18:00 AM	Heptachlor	n/a	<	0.0017	µg/L	EPA 608	0.0017	0.01	WKL	
ME-CC	2012/13-5	Dry	5/23/2013 10:30:00 AM	6/16/2013 2:18:00 AM	Heptachlor epoxide	n/a	<	0.0019	µg/L	EPA 608	0.0019	0.01	WKL	
ME-CC	2012/13-5	Dry	5/23/2013 10:30:00 AM	6/13/2013 4:47:00 PM	Malathion	n/a	<	0.0076	µg/L	EPA 525.2	0.0076	0.01	WKL	
ME-CC	2012/13-5	Dry	5/23/2013 10:30:00 AM	6/13/2013 4:47:00 PM	Merphos	n/a	<	0.0058	µg/L	EPA 525.2	0.0058	0.01	WKL	
ME-CC	2012/13-5	Dry	5/23/2013 10:30:00 AM	6/16/2013 2:18:00 AM	Methoxychlor	n/a	<	0.0054	µg/L	EPA 608	0.0054	0.02	WKL	
ME-CC	2012/13-5	Dry	5/23/2013 10:30:00 AM	6/13/2013 4:47:00 PM	Methyl parathion	n/a	<	0.0063	µg/L	EPA 525.2	0.0063	0.01	WKL	
ME-CC	2012/13-5	Dry	5/23/2013 10:30:00 AM	6/11/2013 7:44:00 PM	Metolachlor	n/a	<	0.012	µg/L	EPA 525.2	0.012	0.1	WKL	
ME-CC	2012/13-5	Dry	5/23/2013 10:30:00 AM	6/11/2013 7:44:00 PM	Metribuzin	n/a	<	0.015	µg/L	EPA 525.2	0.015	0.1	WKL	
ME-CC	2012/13-5	Dry	5/23/2013 10:30:00 AM	6/13/2013 4:47:00 PM	Mevinphos	n/a	<	0.0042	µg/L	EPA 525.2	0.0042	0.01	WKL	
ME-CC	2012/13-5	Dry	5/23/2013 10:30:00 AM	6/11/2013 7:44:00 PM	Molinate	n/a	<	0.039	µg/L	EPA 525.2	0.039	0.1	WKL	
ME-CC	2012/13-5	Dry	5/23/2013 10:30:00 AM	6/13/2013 4:47:00 PM	Naled	n/a	<	0.0076	µg/L	EPA 525.2	0.0076	0.01	WKL	
ME-CC	2012/13-5	Dry	5/23/2013 10:30:00 AM	6/6/2013 11:50:00 PM	Pentachlorophenol	n/a	<	0.04	µg/L	EPA 515.3	0.04	0.2	WKL	
ME-CC	2012/13-5	Dry	5/23/2013 10:30:00 AM	6/13/2013 4:47:00 PM	Phorate	n/a	<	0.003	µg/L	EPA 525.2	0.003	0.01	WKL	
ME-CC	2012/13-5	Dry	5/23/2013 10:30:00 AM	6/6/2013 11:50:00 PM	Picloram	n/a	<	0.05	µg/L	EPA 515.3	0.05	0.6	WKL	
ME-CC	2012/13-5	Dry	5/23/2013 10:30:00 AM	6/11/2013 7:44:00 PM	Prometon	n/a	<	0.024	µg/L	EPA 525.2	0.024	0.2	WKL	
ME-CC	2012/13-5	Dry	5/23/2013 10:30:00 AM	6/11/2013 7:44:00 PM	Prometryn	n/a	=	0.74	µg/L	EPA 525.2	0.036	0.1	WKL	
ME-CC	2012/13-5	Dry	5/23/2013 10:30:00 AM	6/13/2013 4:47:00 PM	Ronnel (Fenchlorphos)	n/a	<	0.0041	µg/L	EPA 525.2	0.0041	0.01	WKL	
ME-CC	2012/13-5	Dry	5/23/2013 10:30:00 AM	6/11/2013 7:44:00 PM	Simazine	n/a	<	0.015	µg/L	EPA 525.2	0.015	0.1	WKL	
ME-CC	2012/13-5	Dry	5/23/2013 10:30:00 AM	6/13/2013 4:47:00 PM	Stirophos (Tetrachlorvinphos)	n/a	<	0.0031	µg/L	EPA 525.2	0.0031	0.01	WKL	
ME-CC	2012/13-5	Dry	5/23/2013 10:30:00 AM	6/11/2013 7:44:00 PM	Terbacil	n/a	<	0.55	µg/L	EPA 525.2	0.55	2	WKL	
ME-CC	2012/13-5	Dry	5/23/2013 10:30:00 AM	6/11/2013 7:44:00 PM	Thiobencarb	n/a	<	0.025	µg/L	EPA 525.2	0.025	0.2	WKL	
ME-CC	2012/13-5	Dry	5/23/2013 10:30:00 AM	6/13/2013 4:47:00 PM	Tokuthion	n/a	<	0.0078	µg/L	EPA 525.2	0.0078	0.01	WKL	
ME-CC	2012/13-5	Dry	5/23/2013 10:30:00 AM	6/16/2013 2:18:00 AM	Toxaphene	n/a	<	0.12	µg/L	EPA 608	0.12	0.5	WKL	
ME-CC	2012/13-5	Dry	5/23/2013 10:30:00 AM	6/13/2013 4:47:00 PM	Trichloronate	n/a	<	0.0067	µg/L	EPA 525.2	0.0067	0.01	WKL	
ME-CC	2012/13-5	Dry	5/23/2013 10:30:00 AM	6/11/2013 7:44:00 PM	Trithion	n/a	<	0.012	µg/L	EPA 525.2	0.012	0.1	WKL	
ME-SCR	2012/13-2	Wet	11/17/2012 10:50:00 AM	11/18/2012 7:15:00 AM	E. Coli	n/a	=	472	MPN/100 mL	MMO-MUG	10	10	VCHCA	

Appendix G
Laboratory Environmental Analysis Results

Site ID	Event	Event Type	Sample Date	Analysis Date	Constituent	Fraction	Sign	Result	Units	Method	MDL	Reporting Limit	Analyzing Laboratory	Qualifier
ME-SCR	2012/13-2	Wet	11/17/2012 10:50:00 AM	11/18/2012 1:14:00 PM	Enterococcus	n/a	=	697	MPN/100 mL	Enterolert	10	10	VCHCA	
ME-SCR	2012/13-2	Wet	11/17/2012 10:50:00 AM	11/20/2012 12:10:00 PM	Fecal Coliform	n/a	=	700	MPN/100 mL	SM 9221 E	2	2	VCHCA	
ME-SCR	2012/13-2	Wet	11/17/2012 10:50:00 AM	11/18/2012 7:15:00 AM	Total Coliform	n/a	=	15970	MPN/100 mL	MMO-MUG	1000	1000	VCHCA	
ME-SCR	2012/13-2	Wet	11/17/2012 10:50:00 AM	11/17/2012 10:50:00 AM	Conductivity	n/a	=	1317	µmhos/cm	Field Meter	-88	1	Field Crew	
ME-SCR	2012/13-2	Wet	11/17/2012 10:50:00 AM	12/6/2012 9:26:00 PM	Cyanide	Total	<	0.0027	mg/L	EPA 335.4	0.0027	0.005	WKL	
ME-SCR	2012/13-2	Wet	11/17/2012 10:50:00 AM	11/17/2012 10:50:00 AM	DO	n/a	=	12	mg/L	Field Meter	-88	0.3	Field Crew	
ME-SCR	2012/13-2	Wet	11/17/2012 10:50:00 AM	11/17/2012 10:50:00 AM	DO	n/a	=	122.7	%	Field Meter	-88	0.1	Field Crew	
ME-SCR	2012/13-2	Wet	11/17/2012 10:50:00 AM	11/17/2012 10:50:00 AM	pH	n/a	=	8.23	pH Units	Field Meter	-88	0.01	Field Crew	
ME-SCR	2012/13-2	Wet	11/17/2012 10:50:00 AM	11/17/2012 10:50:00 AM	Salinity	n/a	=	800	mg/L	Field Meter	-88	100	Field Crew	
ME-SCR	2012/13-2	Wet	11/17/2012 10:50:00 AM	11/17/2012 10:50:00 AM	Specific Conductance	n/a	=	1583	µmhos/cm	Field Meter	-88	1	Field Crew	
ME-SCR	2012/13-2	Wet	11/17/2012 10:50:00 AM	11/17/2012 10:50:00 AM	Temperature	n/a	=	16.2	°C	Field Meter	-88	0.1	Field Crew	
ME-SCR	2012/13-2	Wet	11/17/2012 10:50:00 AM	11/27/2012 4:55:00 PM	Oil and Grease	n/a	<	1.3	mg/L	EPA 1664A	1.3	5	WKL	
ME-SCR	2012/13-2	Wet	11/17/2012 10:50:00 AM	11/27/2012 4:55:00 PM	TPH	n/a	<	1.9	mg/L	EPA 1664A	1.9	5	WKL	
ME-SCR	2012/13-2	Wet	11/17/2012 10:50:00 AM	11/27/2012 4:35:00 PM	2-Chloroethyl vinyl ether	n/a	<	0.61	µg/L	EPA 524.2	0.61	1	WKL	
ME-SCR	2012/13-2	Wet	11/17/2012 10:50:00 AM	11/27/2012 4:35:00 PM	Methyl tert-butyl ether (MTBE)	n/a	<	0.19	µg/L	EPA 524.2	0.19	2	WKL	
ME-SCR	2012/13-2	Wet	11/18/2012 10:35:00 AM	11/27/2012 7:20:00 PM	Chloride	n/a	=	69	mg/L	EPA 300.0	1	5	WKL	D
ME-SCR	2012/13-2	Wet	11/18/2012 10:35:00 AM	11/27/2012 7:03:00 PM	Fluoride	n/a	=	0.6	mg/L	EPA 300.0	0.04	0.2	WKL	D
ME-SCR	2012/13-2	Wet	11/18/2012 10:35:00 AM	11/21/2012 4:57:00 PM	Perchlorate	n/a	<	0.95	µg/L	EPA 314.0	0.95	2	WKL	
ME-SCR	2012/13-2	Wet	11/18/2012 10:35:00 AM	11/27/2012 5:18:00 PM	Calcium	Total	=	147	mg/L	EPA 200.7	0.0156	0.1	WKL	
ME-SCR	2012/13-2	Wet	11/18/2012 10:35:00 AM	11/27/2012 5:18:00 PM	Magnesium	Total	=	58.6	mg/L	EPA 200.7	0.0121	0.1	WKL	
ME-SCR	2012/13-2	Wet	11/18/2012 10:35:00 AM	11/30/2012 4:45:00 PM	Alkalinity as CaCO3	n/a	=	240	mg/L	SM 2320 B	0.56	2	WKL	
ME-SCR	2012/13-2	Wet	11/18/2012 10:35:00 AM	11/24/2012 12:30:00 PM	BOD	n/a	=	5.4	mg/L	SM 5210 B	0.1	2	WKL	
ME-SCR	2012/13-2	Wet	11/18/2012 10:35:00 AM	11/27/2012 9:06:00 AM	COD	n/a	=	16	mg/L	EPA 410.4	0.73	5	WKL	
ME-SCR	2012/13-2	Wet	11/18/2012 10:35:00 AM	11/27/2012 5:18:00 PM	Hardness as CaCO3	Total	=	608	mg/L	EPA 200.7	0.0885	0.662	WKL	
ME-SCR	2012/13-2	Wet	11/18/2012 10:35:00 AM	11/19/2012 9:46:00 PM	MBAS	n/a	=	0.063	mg/L	SM 5540 C	0.019	0.05	WKL	
ME-SCR	2012/13-2	Wet	11/18/2012 10:35:00 AM	11/30/2012 2:38:00 PM	Phenolics	n/a	=	0.048	mg/L	EPA 420.4	0.0042	0.01	WKL	
ME-SCR	2012/13-2	Wet	11/18/2012 10:35:00 AM	11/30/2012 11:00:00 AM	Specific Conductance	n/a	=	1700	µmhos/cm	SM 2510 B	0.47	4	WKL	D
ME-SCR	2012/13-2	Wet	11/18/2012 10:35:00 AM	11/21/2012 11:58:00 AM	Total Dissolved Solids	n/a	=	1100	mg/L	SM 2540 C	4	10	WKL	
ME-SCR	2012/13-2	Wet	11/18/2012 10:35:00 AM	11/26/2012 10:48:00 AM	Total Organic Carbon	n/a	=	4.9	mg/L	SM 5310 C	0.009	0.3	WKL	
ME-SCR	2012/13-2	Wet	11/18/2012 10:35:00 AM	11/20/2012 7:20:00 PM	Total Suspended Solids	n/a	=	28	mg/L	SM 2540 D	5	5	WKL	
ME-SCR	2012/13-2	Wet	11/18/2012 10:35:00 AM	11/19/2012 10:13:00 PM	Turbidity	n/a	=	6.7	NTU	EPA 180.1	0.024	0.1	WKL	
ME-SCR	2012/13-2	Wet	11/18/2012 10:35:00 AM	11/20/2012 7:20:00 PM	Volatile Suspended Solids	n/a	=	5	mg/L	EPA 160.4	3.1	5	WKL	
ME-SCR	2012/13-2	Wet	11/18/2012 10:35:00 AM	12/1/2012 1:07:00 AM	Aluminum	Dissolved	DNQ	2.2	µg/L	EPA 200.8	0.61	5	WKL	
ME-SCR	2012/13-2	Wet	11/18/2012 10:35:00 AM	12/1/2012 1:15:00 AM	Aluminum	Total	=	180	µg/L	EPA 200.8	0.61	5	WKL	GB
ME-SCR	2012/13-2	Wet	11/18/2012 10:35:00 AM	12/1/2012 1:07:00 AM	Antimony	Dissolved	DNQ	0.32	µg/L	EPA 200.8	0.04	0.5	WKL	
ME-SCR	2012/13-2	Wet	11/18/2012 10:35:00 AM	12/1/2012 1:15:00 AM	Antimony	Total	DNQ	0.35	µg/L	EPA 200.8	0.04	0.5	WKL	
ME-SCR	2012/13-2	Wet	11/18/2012 10:35:00 AM	12/1/2012 1:07:00 AM	Arsenic	Dissolved	=	0.83	µg/L	EPA 200.8	0.036	0.4	WKL	
ME-SCR	2012/13-2	Wet	11/18/2012 10:35:00 AM	12/1/2012 1:15:00 AM	Arsenic	Total	=	1	µg/L	EPA 200.8	0.036	0.4	WKL	
ME-SCR	2012/13-2	Wet	11/18/2012 10:35:00 AM	12/1/2012 1:15:00 AM	Barium	Total	=	45	µg/L	EPA 200.8	0.03	0.5	WKL	
ME-SCR	2012/13-2	Wet	11/18/2012 10:35:00 AM	12/1/2012 1:07:00 AM	Beryllium	Dissolved	<	0.088	µg/L	EPA 200.8	0.088	0.1	WKL	
ME-SCR	2012/13-2	Wet	11/18/2012 10:35:00 AM	12/1/2012 1:15:00 AM	Beryllium	Total	<	0.088	µg/L	EPA 200.8	0.088	0.1	WKL	
ME-SCR	2012/13-2	Wet	11/18/2012 10:35:00 AM	12/1/2012 1:07:00 AM	Cadmium	Dissolved	DNQ	0.08	µg/L	EPA 200.8	0.02	0.1	WKL	
ME-SCR	2012/13-2	Wet	11/18/2012 10:35:00 AM	12/1/2012 1:15:00 AM	Cadmium	Total	=	0.13	µg/L	EPA 200.8	0.02	0.1	WKL	
ME-SCR	2012/13-2	Wet	11/18/2012 10:35:00 AM	12/1/2012 1:07:00 AM	Chromium	Dissolved	DNQ	0.1	µg/L	EPA 200.8	0.074	0.2	WKL	
ME-SCR	2012/13-2	Wet	11/18/2012 10:35:00 AM	12/1/2012 1:15:00 AM	Chromium	Total	=	0.42	µg/L	EPA 200.8	0.074	0.2	WKL	
ME-SCR	2012/13-2	Wet	11/18/2012 10:35:00 AM	12/3/2012 7:33:00 PM	Chromium VI	n/a	DNQ	0.13	µg/L	EPA 218.6	0.0059	0.3	WKL	
ME-SCR	2012/13-2	Wet	11/18/2012 10:35:00 AM	12/1/2012 1:07:00 AM	Copper	Dissolved	=	1.3	µg/L	EPA 200.8	0.27	0.5	WKL	
ME-SCR	2012/13-2	Wet	11/18/2012 10:35:00 AM	12/1/2012 1:15:00 AM	Copper	Total	=	1.9	µg/L	EPA 200.8	0.27	0.5	WKL	

Appendix G
Laboratory Environmental Analysis Results

Site ID	Event	Event Type	Sample Date	Analysis Date	Constituent	Fraction	Sign	Result	Units	Method	MDL	Reporting Limit	Analyzing Laboratory	Qualifier
ME-SCR	2012/13-2	Wet	11/18/2012 10:35:00 AM	11/27/2012 5:15:00 PM	Iron	Dissolved	DNQ	7.9	µg/L	EPA 200.7	1.1	10	WKL	
ME-SCR	2012/13-2	Wet	11/18/2012 10:35:00 AM	11/27/2012 5:18:00 PM	Iron	Total	=	390	µg/L	EPA 200.7	1.1	10	WKL	
ME-SCR	2012/13-2	Wet	11/18/2012 10:35:00 AM	12/1/2012 1:07:00 AM	Lead	Dissolved	DNQ	0.09	µg/L	EPA 200.8	0.011	0.2	WKL	
ME-SCR	2012/13-2	Wet	11/18/2012 10:35:00 AM	12/1/2012 1:15:00 AM	Lead	Total	=	0.49	µg/L	EPA 200.8	0.011	0.2	WKL	
ME-SCR	2012/13-2	Wet	11/18/2012 10:35:00 AM	12/11/2012 3:45:00 PM	Mercury	Dissolved	DNQ	29	ng/L	EPA 245.1	3.9	50	WKL	
ME-SCR	2012/13-2	Wet	11/18/2012 10:35:00 AM	12/11/2012 3:45:00 PM	Mercury	Total	DNQ	23	ng/L	EPA 245.1	3.9	50	WKL	
ME-SCR	2012/13-2	Wet	11/18/2012 10:35:00 AM	12/1/2012 1:07:00 AM	Nickel	Dissolved	=	1.6	µg/L	EPA 200.8	0.13	0.8	WKL	
ME-SCR	2012/13-2	Wet	11/18/2012 10:35:00 AM	12/1/2012 1:15:00 AM	Nickel	Total	=	2	µg/L	EPA 200.8	0.13	0.8	WKL	
ME-SCR	2012/13-2	Wet	11/18/2012 10:35:00 AM	12/1/2012 1:07:00 AM	Selenium	Dissolved	=	4.2	µg/L	EPA 200.8	0.28	0.4	WKL	
ME-SCR	2012/13-2	Wet	11/18/2012 10:35:00 AM	12/1/2012 1:15:00 AM	Selenium	Total	=	4.4	µg/L	EPA 200.8	0.28	0.4	WKL	
ME-SCR	2012/13-2	Wet	11/18/2012 10:35:00 AM	12/1/2012 1:07:00 AM	Silver	Dissolved	<	0.027	µg/L	EPA 200.8	0.027	0.2	WKL	
ME-SCR	2012/13-2	Wet	11/18/2012 10:35:00 AM	12/1/2012 1:15:00 AM	Silver	Total	<	0.027	µg/L	EPA 200.8	0.027	0.2	WKL	
ME-SCR	2012/13-2	Wet	11/18/2012 10:35:00 AM	12/1/2012 1:07:00 AM	Thallium	Dissolved	DNQ	0.02	µg/L	EPA 200.8	0.009	0.2	WKL	
ME-SCR	2012/13-2	Wet	11/18/2012 10:35:00 AM	12/1/2012 1:15:00 AM	Thallium	Total	DNQ	0.02	µg/L	EPA 200.8	0.009	0.2	WKL	
ME-SCR	2012/13-2	Wet	11/18/2012 10:35:00 AM	12/1/2012 1:07:00 AM	Zinc	Dissolved	DNQ	2.2	µg/L	EPA 200.8	1.1	5	WKL	
ME-SCR	2012/13-2	Wet	11/18/2012 10:35:00 AM	12/1/2012 1:15:00 AM	Zinc	Total	DNQ	4.6	µg/L	EPA 200.8	1.1	5	WKL	
ME-SCR	2012/13-2	Wet	11/18/2012 10:35:00 AM	12/5/2012 5:30:00 PM	Ammonia as N	n/a	=	0.13	mg/L	EPA 350.1	0.048	0.1	WKL	
ME-SCR	2012/13-2	Wet	11/18/2012 10:35:00 AM	11/19/2012 6:36:00 PM	Nitrate + Nitrite as N	n/a	=	1.8	mg/L	EPA 353.2	0.01	0.1	WKL	
ME-SCR	2012/13-2	Wet	11/18/2012 10:35:00 AM	12/14/2012 12:21:00 PM	Phosphorus as P	Dissolved	=	0.057	mg/L	EPA 365.1	0.0014	0.01	WKL	
ME-SCR	2012/13-2	Wet	11/18/2012 10:35:00 AM	12/3/2012 8:20:00 PM	Phosphorus as P	Total	=	0.064	mg/L	EPA 365.1	0.0014	0.01	WKL	
ME-SCR	2012/13-2	Wet	11/18/2012 10:35:00 AM	11/28/2012 3:43:00 PM	TKN	n/a	=	0.26	mg/L	EPA 351.2	0.074	0.1	WKL	
ME-SCR	2012/13-2	Wet	11/18/2012 10:35:00 AM	11/27/2012 11:04:00 PM	1,2,4-Trichlorobenzene	n/a	<	0.55	µg/L	EPA 625	0.55	1	WKL	
ME-SCR	2012/13-2	Wet	11/18/2012 10:35:00 AM	11/27/2012 11:04:00 PM	1,2-Dichlorobenzene	n/a	<	0.57	µg/L	EPA 625	0.57	1	WKL	
ME-SCR	2012/13-2	Wet	11/18/2012 10:35:00 AM	11/27/2012 11:04:00 PM	1,2-Diphenylhydrazine	n/a	<	0.25	µg/L	EPA 625	0.25	1	WKL	
ME-SCR	2012/13-2	Wet	11/18/2012 10:35:00 AM	11/27/2012 11:04:00 PM	1,3-Dichlorobenzene	n/a	<	0.53	µg/L	EPA 625	0.53	1	WKL	
ME-SCR	2012/13-2	Wet	11/18/2012 10:35:00 AM	11/27/2012 11:04:00 PM	1,4-Dichlorobenzene	n/a	<	0.55	µg/L	EPA 625	0.55	1	WKL	
ME-SCR	2012/13-2	Wet	11/18/2012 10:35:00 AM	11/29/2012 12:06:00 AM	1-Methylnaphthalene	n/a	<	0.1	µg/L	EPA 8270Cm	0.1	0.1	WKL	
ME-SCR	2012/13-2	Wet	11/18/2012 10:35:00 AM	11/29/2012 5:12:00 PM	2,4,5-Trichlorophenol	n/a	<	0.29	µg/L	EPA 8270Cm	0.29	1	WKL	
ME-SCR	2012/13-2	Wet	11/18/2012 10:35:00 AM	11/29/2012 5:12:00 PM	2,4,6-Trichlorophenol	n/a	<	0.3	µg/L	EPA 8270Cm	0.3	1	WKL	EUM
ME-SCR	2012/13-2	Wet	11/18/2012 10:35:00 AM	11/29/2012 5:12:00 PM	2,4-Dichlorophenol	n/a	<	0.51	µg/L	EPA 8270Cm	0.51	1	WKL	
ME-SCR	2012/13-2	Wet	11/18/2012 10:35:00 AM	11/29/2012 5:12:00 PM	2,4-Dimethylphenol	n/a	<	1	µg/L	EPA 8270Cm	1	2	WKL	
ME-SCR	2012/13-2	Wet	11/18/2012 10:35:00 AM	11/29/2012 5:12:00 PM	2,4-Dinitrophenol	n/a	<	1	µg/L	EPA 8270Cm	1	2	WKL	
ME-SCR	2012/13-2	Wet	11/18/2012 10:35:00 AM	11/27/2012 11:04:00 PM	2,4-Dinitrotoluene	n/a	<	0.18	µg/L	EPA 625	0.18	1	WKL	
ME-SCR	2012/13-2	Wet	11/18/2012 10:35:00 AM	11/27/2012 11:04:00 PM	2,6-Dinitrotoluene	n/a	<	0.27	µg/L	EPA 625	0.27	1	WKL	
ME-SCR	2012/13-2	Wet	11/18/2012 10:35:00 AM	11/27/2012 11:04:00 PM	2-Chloronaphthalene	n/a	<	0.45	µg/L	EPA 625	0.45	1	WKL	
ME-SCR	2012/13-2	Wet	11/18/2012 10:35:00 AM	11/29/2012 5:12:00 PM	2-Chlorophenol	n/a	<	0.65	µg/L	EPA 8270Cm	0.65	1	WKL	EUM
ME-SCR	2012/13-2	Wet	11/18/2012 10:35:00 AM	11/29/2012 12:06:00 AM	2-Methylnaphthalene	n/a	<	0.1	µg/L	EPA 8270Cm	0.1	0.1	WKL	
ME-SCR	2012/13-2	Wet	11/18/2012 10:35:00 AM	11/29/2012 5:12:00 PM	2-Methylphenol	n/a	<	0.34	µg/L	EPA 8270Cm	0.34	1	WKL	
ME-SCR	2012/13-2	Wet	11/18/2012 10:35:00 AM	11/29/2012 5:12:00 PM	2-Nitrophenol	n/a	<	0.71	µg/L	EPA 8270Cm	0.71	1	WKL	
ME-SCR	2012/13-2	Wet	11/18/2012 10:35:00 AM	11/27/2012 11:04:00 PM	3,3'-Dichlorobenzidine	n/a	<	1.2	µg/L	EPA 625	1.2	5	WKL	IL
ME-SCR	2012/13-2	Wet	11/18/2012 10:35:00 AM	11/29/2012 5:12:00 PM	3-/4-Methylphenol	n/a	<	0.3	µg/L	EPA 8270Cm	0.3	1	WKL	
ME-SCR	2012/13-2	Wet	11/18/2012 10:35:00 AM	11/29/2012 5:12:00 PM	4,6-Dinitro-2-methylphenol	n/a	<	0.14	µg/L	EPA 8270Cm	0.14	1	WKL	
ME-SCR	2012/13-2	Wet	11/18/2012 10:35:00 AM	11/27/2012 11:04:00 PM	4-Bromophenyl phenyl ether	n/a	<	0.36	µg/L	EPA 625	0.36	1	WKL	
ME-SCR	2012/13-2	Wet	11/18/2012 10:35:00 AM	11/29/2012 5:12:00 PM	4-Chloro-3-methylphenol	n/a	<	0.37	µg/L	EPA 8270Cm	0.37	1	WKL	
ME-SCR	2012/13-2	Wet	11/18/2012 10:35:00 AM	11/27/2012 11:04:00 PM	4-Chlorophenyl phenyl ether	n/a	<	0.41	µg/L	EPA 625	0.41	1	WKL	
ME-SCR	2012/13-2	Wet	11/18/2012 10:35:00 AM	11/29/2012 5:12:00 PM	4-Nitrophenol	n/a	<	1	µg/L	EPA 8270Cm	1	2	WKL	
ME-SCR	2012/13-2	Wet	11/18/2012 10:35:00 AM	11/29/2012 12:06:00 AM	Acenaphthene	n/a	<	0.1	µg/L	EPA 8270Cm	0.1	0.1	WKL	EUM
ME-SCR	2012/13-2	Wet	11/18/2012 10:35:00 AM	11/29/2012 12:06:00 AM	Acenaphthylene	n/a	<	0.1	µg/L	EPA 8270Cm	0.1	0.1	WKL	

Appendix G
Laboratory Environmental Analysis Results

Site ID	Event	Event Type	Sample Date	Analysis Date	Constituent	Fraction	Sign	Result	Units	Method	MDL	Reporting Limit	Analyzing Laboratory	Qualifier
ME-SCR	2012/13-2	Wet	11/18/2012 10:35:00 AM	11/29/2012 12:06:00 AM	Anthracene	n/a	<	0.1	µg/L	EPA 8270Cm	0.1	0.1	WKL	
ME-SCR	2012/13-2	Wet	11/18/2012 10:35:00 AM	11/29/2012 12:06:00 AM	Benz(a)anthracene	n/a	<	0.1	µg/L	EPA 8270Cm	0.1	0.1	WKL	
ME-SCR	2012/13-2	Wet	11/18/2012 10:35:00 AM	11/27/2012 11:04:00 PM	Benzidine	n/a	<	3.7	µg/L	EPA 625	3.7	10	WKL	
ME-SCR	2012/13-2	Wet	11/18/2012 10:35:00 AM	12/4/2012 3:38:00 AM	Benzo(a)pyrene	n/a	<	0.07	µg/L	EPA 525.2	0.07	0.1	WKL	
ME-SCR	2012/13-2	Wet	11/18/2012 10:35:00 AM	11/29/2012 12:06:00 AM	Benzo(b)fluoranthene	n/a	<	0.1	µg/L	EPA 8270Cm	0.1	0.1	WKL	
ME-SCR	2012/13-2	Wet	11/18/2012 10:35:00 AM	11/29/2012 12:06:00 AM	Benzo(g,h,i)perylene	n/a	<	0.1	µg/L	EPA 8270Cm	0.1	0.1	WKL	
ME-SCR	2012/13-2	Wet	11/18/2012 10:35:00 AM	11/29/2012 12:06:00 AM	Benzo(k)fluoranthene	n/a	<	0.1	µg/L	EPA 8270Cm	0.1	0.1	WKL	
ME-SCR	2012/13-2	Wet	11/18/2012 10:35:00 AM	11/27/2012 11:04:00 PM	Bis(2-chloroethoxy)methane	n/a	<	0.25	µg/L	EPA 625	0.25	1	WKL	
ME-SCR	2012/13-2	Wet	11/18/2012 10:35:00 AM	11/27/2012 11:04:00 PM	Bis(2-chloroethyl)ether	n/a	<	0.27	µg/L	EPA 625	0.27	1	WKL	
ME-SCR	2012/13-2	Wet	11/18/2012 10:35:00 AM	11/27/2012 11:04:00 PM	Bis(2-chloroisopropyl)ether	n/a	<	0.38	µg/L	EPA 625	0.38	1	WKL	
ME-SCR	2012/13-2	Wet	11/18/2012 10:35:00 AM	12/4/2012 3:38:00 AM	Bis(2-ethylhexyl)adipate	n/a	<	0.1	µg/L	EPA 525.2	0.1	5	WKL	
ME-SCR	2012/13-2	Wet	11/18/2012 10:35:00 AM	12/4/2012 3:38:00 AM	Bis(2-ethylhexyl)phthalate	n/a	<	1.1	µg/L	EPA 525.2	1.1	3	WKL	
ME-SCR	2012/13-2	Wet	11/18/2012 10:35:00 AM	11/27/2012 11:04:00 PM	Butyl benzyl phthalate	n/a	<	0.18	µg/L	EPA 625	0.18	1	WKL	
ME-SCR	2012/13-2	Wet	11/18/2012 10:35:00 AM	11/29/2012 12:06:00 AM	Chrysene	n/a	<	0.1	µg/L	EPA 8270Cm	0.1	0.1	WKL	
ME-SCR	2012/13-2	Wet	11/18/2012 10:35:00 AM	11/29/2012 12:06:00 AM	Dibenz(a,h)anthracene	n/a	<	0.1	µg/L	EPA 8270Cm	0.1	0.1	WKL	
ME-SCR	2012/13-2	Wet	11/18/2012 10:35:00 AM	11/27/2012 11:04:00 PM	Diethyl phthalate	n/a	DNQ	0.63	µg/L	EPA 625	0.15	1	WKL	
ME-SCR	2012/13-2	Wet	11/18/2012 10:35:00 AM	11/27/2012 11:04:00 PM	Dimethyl phthalate	n/a	<	0.18	µg/L	EPA 625	0.18	1	WKL	
ME-SCR	2012/13-2	Wet	11/18/2012 10:35:00 AM	11/27/2012 11:04:00 PM	Di-n-butylphthalate	n/a	<	0.24	µg/L	EPA 625	0.24	1	WKL	
ME-SCR	2012/13-2	Wet	11/18/2012 10:35:00 AM	11/27/2012 11:04:00 PM	Di-n-octylphthalate	n/a	<	0.19	µg/L	EPA 625	0.19	1	WKL	
ME-SCR	2012/13-2	Wet	11/18/2012 10:35:00 AM	11/29/2012 12:06:00 AM	Fluoranthene	n/a	<	0.1	µg/L	EPA 8270Cm	0.1	0.1	WKL	
ME-SCR	2012/13-2	Wet	11/18/2012 10:35:00 AM	11/29/2012 12:06:00 AM	Fluorene	n/a	<	0.1	µg/L	EPA 8270Cm	0.1	0.1	WKL	EUM
ME-SCR	2012/13-2	Wet	11/18/2012 10:35:00 AM	11/27/2012 11:04:00 PM	Hexachlorobenzene	n/a	<	0.49	µg/L	EPA 625	0.49	1	WKL	
ME-SCR	2012/13-2	Wet	11/18/2012 10:35:00 AM	11/27/2012 11:04:00 PM	Hexachlorobutadiene	n/a	<	0.47	µg/L	EPA 625	0.47	1	WKL	
ME-SCR	2012/13-2	Wet	11/18/2012 10:35:00 AM	11/27/2012 11:04:00 PM	Hexachlorocyclopentadiene	n/a	<	1.5	µg/L	EPA 625	1.5	5	WKL	
ME-SCR	2012/13-2	Wet	11/18/2012 10:35:00 AM	11/27/2012 11:04:00 PM	Hexachloroethane	n/a	<	0.52	µg/L	EPA 625	0.52	1	WKL	
ME-SCR	2012/13-2	Wet	11/18/2012 10:35:00 AM	11/29/2012 12:06:00 AM	Indeno(1,2,3-cd)pyrene	n/a	<	0.1	µg/L	EPA 8270Cm	0.1	0.1	WKL	
ME-SCR	2012/13-2	Wet	11/18/2012 10:35:00 AM	11/27/2012 11:04:00 PM	Isophorone	n/a	<	0.21	µg/L	EPA 625	0.21	1	WKL	
ME-SCR	2012/13-2	Wet	11/18/2012 10:35:00 AM	11/29/2012 12:06:00 AM	Naphthalene	n/a	<	0.1	µg/L	EPA 8270Cm	0.1	0.1	WKL	
ME-SCR	2012/13-2	Wet	11/18/2012 10:35:00 AM	11/27/2012 11:04:00 PM	Nitrobenzene	n/a	<	0.36	µg/L	EPA 625	0.36	1	WKL	
ME-SCR	2012/13-2	Wet	11/18/2012 10:35:00 AM	11/27/2012 11:04:00 PM	N-Nitrosodimethylamine	n/a	<	0.14	µg/L	EPA 625	0.14	1	WKL	EUM
ME-SCR	2012/13-2	Wet	11/18/2012 10:35:00 AM	11/27/2012 11:04:00 PM	N-Nitrosodi-N-propylamine	n/a	<	0.26	µg/L	EPA 625	0.26	1	WKL	
ME-SCR	2012/13-2	Wet	11/18/2012 10:35:00 AM	11/27/2012 11:04:00 PM	N-Nitrosodiphenylamine	n/a	<	0.19	µg/L	EPA 625	0.19	1	WKL	
ME-SCR	2012/13-2	Wet	11/18/2012 10:35:00 AM	11/29/2012 12:06:00 AM	Phenanthrene	n/a	<	0.1	µg/L	EPA 8270Cm	0.1	0.1	WKL	EUM
ME-SCR	2012/13-2	Wet	11/18/2012 10:35:00 AM	11/29/2012 5:12:00 PM	Phenol	n/a	<	0.35	µg/L	EPA 8270Cm	0.35	1	WKL	
ME-SCR	2012/13-2	Wet	11/18/2012 10:35:00 AM	11/29/2012 12:06:00 AM	Pyrene	n/a	<	0.1	µg/L	EPA 8270Cm	0.1	0.1	WKL	EUM
ME-SCR	2012/13-2	Wet	11/18/2012 10:35:00 AM	11/27/2012 10:58:00 PM	PCB Aroclor 1016	n/a	<	0.05	µg/L	EPA 608	0.05	0.5	WKL	
ME-SCR	2012/13-2	Wet	11/18/2012 10:35:00 AM	11/27/2012 10:58:00 PM	PCB Aroclor 1221	n/a	<	0.06	µg/L	EPA 608	0.06	0.5	WKL	
ME-SCR	2012/13-2	Wet	11/18/2012 10:35:00 AM	11/27/2012 10:58:00 PM	PCB Aroclor 1232	n/a	<	0.15	µg/L	EPA 608	0.15	0.5	WKL	
ME-SCR	2012/13-2	Wet	11/18/2012 10:35:00 AM	11/27/2012 10:58:00 PM	PCB Aroclor 1242	n/a	<	0.07	µg/L	EPA 608	0.07	0.5	WKL	
ME-SCR	2012/13-2	Wet	11/18/2012 10:35:00 AM	11/27/2012 10:58:00 PM	PCB Aroclor 1248	n/a	<	0.06	µg/L	EPA 608	0.06	0.5	WKL	
ME-SCR	2012/13-2	Wet	11/18/2012 10:35:00 AM	11/27/2012 10:58:00 PM	PCB Aroclor 1254	n/a	<	0.04	µg/L	EPA 608	0.04	0.5	WKL	
ME-SCR	2012/13-2	Wet	11/18/2012 10:35:00 AM	11/27/2012 10:58:00 PM	PCB Aroclor 1260	n/a	<	0.04	µg/L	EPA 608	0.04	0.5	WKL	
ME-SCR	2012/13-2	Wet	11/18/2012 10:35:00 AM	12/1/2012 9:24:00 PM	2,4,5-T	n/a	<	0.07	µg/L	EPA 515.3	0.07	0.2	WKL	
ME-SCR	2012/13-2	Wet	11/18/2012 10:35:00 AM	12/1/2012 9:24:00 PM	2,4,5-TP	n/a	<	0.09	µg/L	EPA 515.3	0.09	0.2	WKL	
ME-SCR	2012/13-2	Wet	11/18/2012 10:35:00 AM	12/1/2012 9:24:00 PM	2,4-D	n/a	<	0.07	µg/L	EPA 515.3	0.07	0.4	WKL	
ME-SCR	2012/13-2	Wet	11/18/2012 10:35:00 AM	12/1/2012 9:24:00 PM	2,4-DB	n/a	<	0.07	µg/L	EPA 515.3	0.07	2	WKL	
ME-SCR	2012/13-2	Wet	11/18/2012 10:35:00 AM	12/1/2012 9:24:00 PM	3,5-Dichlorobenzoic acid	n/a	<	0.09	µg/L	EPA 515.3	0.09	1	WKL	
ME-SCR	2012/13-2	Wet	11/18/2012 10:35:00 AM	11/27/2012 10:58:00 PM	4,4'-DDD	n/a	<	0.003	µg/L	EPA 608	0.003	0.05	WKL	

Appendix G
Laboratory Environmental Analysis Results

Site ID	Event	Event Type	Sample Date	Analysis Date	Constituent	Fraction	Sign	Result	Units	Method	MDL	Reporting Limit	Analyzing Laboratory	Qualifier
ME-SCR	2012/13-2	Wet	11/18/2012 10:35:00 AM	11/27/2012 10:58:00 PM	4,4'-DDE	n/a	<	0.0025	µg/L	EPA 608	0.0025	0.05	WKL	
ME-SCR	2012/13-2	Wet	11/18/2012 10:35:00 AM	11/27/2012 10:58:00 PM	4,4'-DDT	n/a	<	0.0031	µg/L	EPA 608	0.0031	0.01	WKL	
ME-SCR	2012/13-2	Wet	11/18/2012 10:35:00 AM	12/1/2012 9:24:00 PM	Acifluorfen	n/a	<	0.06	µg/L	EPA 515.3	0.06	0.4	WKL	
ME-SCR	2012/13-2	Wet	11/18/2012 10:35:00 AM	12/4/2012 3:38:00 AM	Alachlor	n/a	<	0.022	µg/L	EPA 525.2	0.022	0.1	WKL	
ME-SCR	2012/13-2	Wet	11/18/2012 10:35:00 AM	11/27/2012 10:58:00 PM	Aldrin	n/a	<	0.0015	µg/L	EPA 608	0.0015	0.005	WKL	
ME-SCR	2012/13-2	Wet	11/18/2012 10:35:00 AM	11/27/2012 10:58:00 PM	alpha-BHC	n/a	<	0.0018	µg/L	EPA 608	0.0018	0.01	WKL	
ME-SCR	2012/13-2	Wet	11/18/2012 10:35:00 AM	11/27/2012 10:58:00 PM	alpha-Chlordane	n/a	<	0.0041	µg/L	EPA 608	0.0041	0.01	WKL	
ME-SCR	2012/13-2	Wet	11/18/2012 10:35:00 AM	12/4/2012 3:38:00 AM	Atrazine	n/a	<	0.034	µg/L	EPA 525.2	0.034	0.1	WKL	
ME-SCR	2012/13-2	Wet	11/18/2012 10:35:00 AM	12/13/2012 2:49:00 PM	Azinphos methyl	n/a	<	0.0055	µg/L	EPA 525.2	0.0055	0.01	WKL	EUM
ME-SCR	2012/13-2	Wet	11/18/2012 10:35:00 AM	12/1/2012 9:24:00 PM	Bentazon	n/a	<	0.11	µg/L	EPA 515.3	0.11	2	WKL	
ME-SCR	2012/13-2	Wet	11/18/2012 10:35:00 AM	11/27/2012 10:58:00 PM	beta-BHC	n/a	<	0.0031	µg/L	EPA 608	0.0031	0.005	WKL	
ME-SCR	2012/13-2	Wet	11/18/2012 10:35:00 AM	12/13/2012 2:49:00 PM	Bolstar	n/a	<	0.0046	µg/L	EPA 525.2	0.0046	0.01	WKL	
ME-SCR	2012/13-2	Wet	11/18/2012 10:35:00 AM	12/4/2012 3:38:00 AM	Bromacil	n/a	<	0.038	µg/L	EPA 525.2	0.038	1	WKL	
ME-SCR	2012/13-2	Wet	11/18/2012 10:35:00 AM	12/4/2012 3:38:00 AM	Butachlor	n/a	<	0.017	µg/L	EPA 525.2	0.017	0.2	WKL	
ME-SCR	2012/13-2	Wet	11/18/2012 10:35:00 AM	12/4/2012 3:38:00 AM	Captan	n/a	<	0.86	µg/L	EPA 525.2	0.86	1	WKL	
ME-SCR	2012/13-2	Wet	11/18/2012 10:35:00 AM	11/27/2012 10:58:00 PM	Chlordane (technical)	n/a	<	0.08	µg/L	EPA 608	0.08	0.1	WKL	
ME-SCR	2012/13-2	Wet	11/18/2012 10:35:00 AM	12/4/2012 3:38:00 AM	Chloropropham	n/a	<	0.01	µg/L	EPA 525.2	0.01	0.1	WKL	
ME-SCR	2012/13-2	Wet	11/18/2012 10:35:00 AM	12/13/2012 2:49:00 PM	Chlorpyrifos	n/a	<	0.0069	µg/L	EPA 525.2	0.0069	0.01	WKL	
ME-SCR	2012/13-2	Wet	11/18/2012 10:35:00 AM	12/13/2012 2:49:00 PM	Coumaphos	n/a	<	0.0051	µg/L	EPA 525.2	0.0051	0.01	WKL	
ME-SCR	2012/13-2	Wet	11/18/2012 10:35:00 AM	12/4/2012 3:38:00 AM	Cyanazine	n/a	<	0.024	µg/L	EPA 525.2	0.024	0.1	WKL	
ME-SCR	2012/13-2	Wet	11/18/2012 10:35:00 AM	12/1/2012 9:24:00 PM	Dalapon	n/a	<	0.1	µg/L	EPA 515.3	0.1	0.4	WKL	
ME-SCR	2012/13-2	Wet	11/18/2012 10:35:00 AM	12/1/2012 9:24:00 PM	DCPA (Dacthal)	n/a	=	0.22	µg/L	EPA 515.3	0.07	0.1	WKL	
ME-SCR	2012/13-2	Wet	11/18/2012 10:35:00 AM	11/27/2012 10:58:00 PM	delta-BHC	n/a	<	0.0025	µg/L	EPA 608	0.0025	0.005	WKL	
ME-SCR	2012/13-2	Wet	11/18/2012 10:35:00 AM	12/13/2012 2:49:00 PM	Demeton-O	n/a	<	0.01	µg/L	EPA 525.2	0.01	0.01	WKL	
ME-SCR	2012/13-2	Wet	11/18/2012 10:35:00 AM	12/13/2012 2:49:00 PM	Demeton-S	n/a	<	0.01	µg/L	EPA 525.2	0.01	0.01	WKL	
ME-SCR	2012/13-2	Wet	11/18/2012 10:35:00 AM	12/13/2012 2:49:00 PM	Diazinon	n/a	<	0.0052	µg/L	EPA 525.2	0.0052	0.01	WKL	
ME-SCR	2012/13-2	Wet	11/18/2012 10:35:00 AM	12/1/2012 9:24:00 PM	Dicamba	n/a	<	0.12	µg/L	EPA 515.3	0.12	0.6	WKL	
ME-SCR	2012/13-2	Wet	11/18/2012 10:35:00 AM	12/1/2012 9:24:00 PM	Dichlorprop	n/a	<	0.08	µg/L	EPA 515.3	0.08	0.3	WKL	
ME-SCR	2012/13-2	Wet	11/18/2012 10:35:00 AM	12/13/2012 2:49:00 PM	Dichlorvos	n/a	<	0.0029	µg/L	EPA 525.2	0.0029	0.01	WKL	
ME-SCR	2012/13-2	Wet	11/18/2012 10:35:00 AM	11/27/2012 10:58:00 PM	Dieldrin	n/a	<	0.0021	µg/L	EPA 608	0.0021	0.01	WKL	
ME-SCR	2012/13-2	Wet	11/18/2012 10:35:00 AM	12/13/2012 2:49:00 PM	Dimethoate	n/a	<	0.0062	µg/L	EPA 525.2	0.0062	0.01	WKL	
ME-SCR	2012/13-2	Wet	11/18/2012 10:35:00 AM	12/1/2012 9:24:00 PM	Dinoseb	n/a	<	0.14	µg/L	EPA 515.3	0.14	0.4	WKL	
ME-SCR	2012/13-2	Wet	11/18/2012 10:35:00 AM	12/4/2012 3:38:00 AM	Diphenamid	n/a	<	0.024	µg/L	EPA 525.2	0.024	0.1	WKL	
ME-SCR	2012/13-2	Wet	11/18/2012 10:35:00 AM	12/13/2012 2:49:00 PM	Disulfoton	n/a	<	0.01	µg/L	EPA 525.2	0.01	0.01	WKL	
ME-SCR	2012/13-2	Wet	11/18/2012 10:35:00 AM	11/27/2012 10:58:00 PM	Endosulfan I	n/a	<	0.0017	µg/L	EPA 608	0.0017	0.02	WKL	
ME-SCR	2012/13-2	Wet	11/18/2012 10:35:00 AM	11/27/2012 10:58:00 PM	Endosulfan II	n/a	<	0.0019	µg/L	EPA 608	0.0019	0.01	WKL	
ME-SCR	2012/13-2	Wet	11/18/2012 10:35:00 AM	11/27/2012 10:58:00 PM	Endosulfan sulfate	n/a	<	0.008	µg/L	EPA 608	0.008	0.05	WKL	
ME-SCR	2012/13-2	Wet	11/18/2012 10:35:00 AM	11/27/2012 10:58:00 PM	Endrin	n/a	<	0.0028	µg/L	EPA 608	0.0028	0.01	WKL	
ME-SCR	2012/13-2	Wet	11/18/2012 10:35:00 AM	11/27/2012 10:58:00 PM	Endrin aldehyde	n/a	<	0.003	µg/L	EPA 608	0.003	0.01	WKL	
ME-SCR	2012/13-2	Wet	11/18/2012 10:35:00 AM	12/4/2012 3:38:00 AM	EPTC	n/a	<	0.017	µg/L	EPA 525.2	0.017	1	WKL	
ME-SCR	2012/13-2	Wet	11/18/2012 10:35:00 AM	12/13/2012 2:49:00 PM	Ethoprop	n/a	<	0.0067	µg/L	EPA 525.2	0.0067	0.01	WKL	
ME-SCR	2012/13-2	Wet	11/18/2012 10:35:00 AM	12/13/2012 2:49:00 PM	Ethyl parathion	n/a	<	0.0054	µg/L	EPA 525.2	0.0054	0.01	WKL	
ME-SCR	2012/13-2	Wet	11/18/2012 10:35:00 AM	12/13/2012 2:49:00 PM	Fensulfothion	n/a	<	0.0029	µg/L	EPA 525.2	0.0029	0.01	WKL	
ME-SCR	2012/13-2	Wet	11/18/2012 10:35:00 AM	12/13/2012 2:49:00 PM	Fenthion	n/a	<	0.0038	µg/L	EPA 525.2	0.0038	0.01	WKL	
ME-SCR	2012/13-2	Wet	11/18/2012 10:35:00 AM	11/27/2012 10:58:00 PM	gamma-BHC (Lindane)	n/a	<	0.0021	µg/L	EPA 608	0.0021	0.02	WKL	
ME-SCR	2012/13-2	Wet	11/18/2012 10:35:00 AM	11/27/2012 10:58:00 PM	gamma-Chlordane	n/a	<	0.0044	µg/L	EPA 608	0.0044	0.01	WKL	
ME-SCR	2012/13-2	Wet	11/18/2012 10:35:00 AM	11/28/2012 6:40:00 PM	Glyphosate	n/a	<	1.8	µg/L	EPA 547	1.8	5	WKL	
ME-SCR	2012/13-2	Wet	11/18/2012 10:35:00 AM	11/27/2012 10:58:00 PM	Heptachlor	n/a	<	0.0017	µg/L	EPA 608	0.0017	0.01	WKL	

Appendix G
Laboratory Environmental Analysis Results

Site ID	Event	Event Type	Sample Date	Analysis Date	Constituent	Fraction	Sign	Result	Units	Method	MDL	Reporting Limit	Analyzing Laboratory	Qualifier
ME-SCR	2012/13-2	Wet	11/18/2012 10:35:00 AM	11/27/2012 10:58:00 PM	Heptachlor epoxide	n/a	<	0.0019	µg/L	EPA 608	0.0019	0.01	WKL	
ME-SCR	2012/13-2	Wet	11/18/2012 10:35:00 AM	12/13/2012 2:49:00 PM	Malathion	n/a	<	0.0076	µg/L	EPA 525.2	0.0076	0.01	WKL	
ME-SCR	2012/13-2	Wet	11/18/2012 10:35:00 AM	12/13/2012 2:49:00 PM	Merphos	n/a	<	0.0058	µg/L	EPA 525.2	0.0058	0.01	WKL	
ME-SCR	2012/13-2	Wet	11/18/2012 10:35:00 AM	11/27/2012 10:58:00 PM	Methoxychlor	n/a	<	0.0054	µg/L	EPA 608	0.0054	0.02	WKL	
ME-SCR	2012/13-2	Wet	11/18/2012 10:35:00 AM	12/13/2012 2:49:00 PM	Methyl parathion	n/a	<	0.0063	µg/L	EPA 525.2	0.0063	0.01	WKL	
ME-SCR	2012/13-2	Wet	11/18/2012 10:35:00 AM	12/4/2012 3:38:00 AM	Metolachlor	n/a	<	0.012	µg/L	EPA 525.2	0.012	0.1	WKL	
ME-SCR	2012/13-2	Wet	11/18/2012 10:35:00 AM	12/4/2012 3:38:00 AM	Metribuzin	n/a	<	0.015	µg/L	EPA 525.2	0.015	0.1	WKL	
ME-SCR	2012/13-2	Wet	11/18/2012 10:35:00 AM	12/13/2012 2:49:00 PM	Mevinphos	n/a	<	0.0042	µg/L	EPA 525.2	0.0042	0.01	WKL	
ME-SCR	2012/13-2	Wet	11/18/2012 10:35:00 AM	12/4/2012 3:38:00 AM	Molinate	n/a	<	0.039	µg/L	EPA 525.2	0.039	0.1	WKL	
ME-SCR	2012/13-2	Wet	11/18/2012 10:35:00 AM	12/13/2012 2:49:00 PM	Naled	n/a	<	0.0076	µg/L	EPA 525.2	0.0076	0.1	WKL	
ME-SCR	2012/13-2	Wet	11/18/2012 10:35:00 AM	12/1/2012 9:24:00 PM	Pentachlorophenol	n/a	<	0.04	µg/L	EPA 515.3	0.04	0.2	WKL	
ME-SCR	2012/13-2	Wet	11/18/2012 10:35:00 AM	12/13/2012 2:49:00 PM	Phorate	n/a	<	0.003	µg/L	EPA 525.2	0.003	0.01	WKL	
ME-SCR	2012/13-2	Wet	11/18/2012 10:35:00 AM	12/1/2012 9:24:00 PM	Picloram	n/a	<	0.05	µg/L	EPA 515.3	0.05	0.6	WKL	
ME-SCR	2012/13-2	Wet	11/18/2012 10:35:00 AM	12/4/2012 3:38:00 AM	Prometon	n/a	<	0.024	µg/L	EPA 525.2	0.024	0.2	WKL	
ME-SCR	2012/13-2	Wet	11/18/2012 10:35:00 AM	12/4/2012 3:38:00 AM	Prometryn	n/a	<	0.036	µg/L	EPA 525.2	0.036	0.1	WKL	
ME-SCR	2012/13-2	Wet	11/18/2012 10:35:00 AM	12/13/2012 2:49:00 PM	Ronnel (Fenchlorphos)	n/a	<	0.0041	µg/L	EPA 525.2	0.0041	0.01	WKL	
ME-SCR	2012/13-2	Wet	11/18/2012 10:35:00 AM	12/4/2012 3:38:00 AM	Simazine	n/a	<	0.015	µg/L	EPA 525.2	0.015	0.1	WKL	
ME-SCR	2012/13-2	Wet	11/18/2012 10:35:00 AM	12/13/2012 2:49:00 PM	Stirophos (Tetrachlorvinphos)	n/a	<	0.0031	µg/L	EPA 525.2	0.0031	0.01	WKL	
ME-SCR	2012/13-2	Wet	11/18/2012 10:35:00 AM	12/4/2012 3:38:00 AM	Terbacil	n/a	<	0.55	µg/L	EPA 525.2	0.55	2	WKL	
ME-SCR	2012/13-2	Wet	11/18/2012 10:35:00 AM	12/4/2012 3:38:00 AM	Thiobencarb	n/a	<	0.025	µg/L	EPA 525.2	0.025	0.2	WKL	
ME-SCR	2012/13-2	Wet	11/18/2012 10:35:00 AM	12/13/2012 2:49:00 PM	Tokuthion	n/a	<	0.0078	µg/L	EPA 525.2	0.0078	0.01	WKL	
ME-SCR	2012/13-2	Wet	11/18/2012 10:35:00 AM	11/27/2012 10:58:00 PM	Toxaphene	n/a	<	0.12	µg/L	EPA 608	0.12	0.5	WKL	
ME-SCR	2012/13-2	Wet	11/18/2012 10:35:00 AM	12/13/2012 2:49:00 PM	Trichloronate	n/a	<	0.0067	µg/L	EPA 525.2	0.0067	0.01	WKL	
ME-SCR	2012/13-2	Wet	11/18/2012 10:35:00 AM	12/4/2012 3:38:00 AM	Trithion	n/a	<	0.012	µg/L	EPA 525.2	0.012	0.1	WKL	
ME-SCR	2012/13-3	Wet	2/19/2013 9:45:00 PM	2/20/2013 6:30:00 PM	E. Coli	n/a	=	31	MPN/100 mL	MMO-MUG	10	10	VCHCA	
ME-SCR	2012/13-3	Wet	2/19/2013 9:45:00 PM	2/21/2013 12:38:00 AM	Enterococcus	n/a	=	20	MPN/100 mL	Enterolert	10	10	VCHCA	
ME-SCR	2012/13-3	Wet	2/19/2013 9:45:00 PM	2/23/2013 10:33:00 PM	Fecal Coliform	n/a	=	30	MPN/100 mL	SM 9221 E	2	2	VCHCA	
ME-SCR	2012/13-3	Wet	2/19/2013 9:45:00 PM	2/20/2013 6:30:00 PM	Total Coliform	n/a	=	2755	MPN/100 mL	MMO-MUG	10	10	VCHCA	
ME-SCR	2012/13-3	Wet	2/19/2013 9:45:00 PM	2/19/2013 9:45:00 PM	Conductivity	n/a	=	1372	µmhos/cm	Field Meter	-88	1	Field Crew	
ME-SCR	2012/13-3	Wet	2/19/2013 9:45:00 PM	3/2/2013 4:13:00 PM	Cyanide	Total	<	0.0027	mg/L	EPA 335.4	0.0027	0.005	WKL	
ME-SCR	2012/13-3	Wet	2/19/2013 9:45:00 PM	2/19/2013 9:45:00 PM	DO	n/a	=	91	%	Field Meter	-88	0.1	Field Crew	
ME-SCR	2012/13-3	Wet	2/19/2013 9:45:00 PM	2/19/2013 9:45:00 PM	DO	n/a	=	9.4	mg/L	Field Meter	-88	0.3	Field Crew	
ME-SCR	2012/13-3	Wet	2/19/2013 9:45:00 PM	2/19/2013 9:45:00 PM	pH	n/a	=	8.06	pH Units	Field Meter	-88	0.01	Field Crew	
ME-SCR	2012/13-3	Wet	2/19/2013 9:45:00 PM	2/19/2013 9:45:00 PM	Salinity	n/a	=	890	mg/L	Field Meter	-88	100	Field Crew	
ME-SCR	2012/13-3	Wet	2/19/2013 9:45:00 PM	2/19/2013 9:45:00 PM	Specific Conductance	n/a	=	1752	µmhos/cm	Field Meter	-88	1	Field Crew	
ME-SCR	2012/13-3	Wet	2/19/2013 9:45:00 PM	2/19/2013 9:45:00 PM	Temperature	n/a	=	13.6	°C	Field Meter	-88	0.1	Field Crew	
ME-SCR	2012/13-3	Wet	2/19/2013 9:45:00 PM	3/4/2013 6:09:00 PM	Oil and Grease	n/a	<	1.3	mg/L	EPA 1664A	1.3	5	WKL	
ME-SCR	2012/13-3	Wet	2/19/2013 9:45:00 PM	3/4/2013 6:09:00 PM	TPH	n/a	<	1.9	mg/L	EPA 1664A	1.9	5	WKL	
ME-SCR	2012/13-3	Wet	2/19/2013 9:45:00 PM	2/27/2013 11:56:00 PM	2-Chloroethyl vinyl ether	n/a	<	0.61	µg/L	EPA 524.2	0.61	1	WKL	
ME-SCR	2012/13-3	Wet	2/19/2013 9:45:00 PM	2/27/2013 11:56:00 PM	Methyl tert-butyl ether (MTBE)	n/a	<	0.19	µg/L	EPA 524.2	0.19	2	WKL	
ME-SCR	2012/13-3	Wet	2/20/2013 11:50:00 AM	2/28/2013 12:03:00 PM	Chloride	n/a	=	70	mg/L	EPA 300.0	1	5	WKL	D
ME-SCR	2012/13-3	Wet	2/20/2013 11:50:00 AM	2/27/2013 6:33:00 PM	Fluoride	n/a	=	0.71	mg/L	EPA 300.0	0.02	0.1	WKL	
ME-SCR	2012/13-3	Wet	2/20/2013 11:50:00 AM	3/1/2013 7:35:00 AM	Perchlorate	n/a	<	0.95	µg/L	EPA 314.0	0.95	2	WKL	
ME-SCR	2012/13-3	Wet	2/20/2013 11:50:00 AM	2/25/2013 1:46:00 PM	Calcium	Total	=	173	mg/L	EPA 200.7	0.0156	0.1	WKL	
ME-SCR	2012/13-3	Wet	2/20/2013 11:50:00 AM	2/25/2013 1:46:00 PM	Magnesium	Total	=	65.6	mg/L	EPA 200.7	0.0121	0.1	WKL	
ME-SCR	2012/13-3	Wet	2/20/2013 11:50:00 AM	2/25/2013 10:23:00 PM	Alkalinity as CaCO3	n/a	=	220	mg/L	SM 2320 B	0.56	2	WKL	
ME-SCR	2012/13-3	Wet	2/20/2013 11:50:00 AM	2/27/2013 11:44:00 AM	BOD	n/a	DNQ	0.85	mg/L	SM 5210 B	0.1	2	WKL	
ME-SCR	2012/13-3	Wet	2/20/2013 11:50:00 AM	3/2/2013 4:05:00 PM	COD	n/a	=	16	mg/L	EPA 410.4	0.73	5	WKL	

Appendix G
Laboratory Environmental Analysis Results

Site ID	Event	Event Type	Sample Date	Analysis Date	Constituent	Fraction	Sign	Result	Units	Method	MDL	Reporting Limit	Analyzing Laboratory	Qualifier
ME-SCR	2012/13-3	Wet	2/20/2013 11:50:00 AM	2/25/2013 1:46:00 PM	Hardness as CaCO3	Total	=	702	mg/L	EPA 200.7	0.0885	0.662	WKL	
ME-SCR	2012/13-3	Wet	2/20/2013 11:50:00 AM	2/21/2013 9:38:00 PM	MBAS	n/a	<	0.019	mg/L	SM 5540 C	0.019	0.05	WKL	
ME-SCR	2012/13-3	Wet	2/20/2013 11:50:00 AM	2/25/2013 6:18:00 PM	Phenolics	n/a	=	0.051	mg/L	EPA 420.4	0.0042	0.01	WKL	GB
ME-SCR	2012/13-3	Wet	2/20/2013 11:50:00 AM	3/4/2013 7:13:00 PM	Specific Conductance	n/a	=	1700	µmhos/cm	SM 2510 B	0.47	4	WKL	D
ME-SCR	2012/13-3	Wet	2/20/2013 11:50:00 AM	2/26/2013 4:20:00 PM	Total Dissolved Solids	n/a	=	1200	mg/L	SM 2540 C	4	10	WKL	
ME-SCR	2012/13-3	Wet	2/20/2013 11:50:00 AM	3/4/2013 10:20:00 AM	Total Organic Carbon	n/a	=	1.7	mg/L	SM 5310 C	0.009	0.3	WKL	
ME-SCR	2012/13-3	Wet	2/20/2013 11:50:00 AM	2/26/2013 8:27:00 PM	Total Suspended Solids	n/a	=	33	mg/L	SM 2540 D	5	5	WKL	
ME-SCR	2012/13-3	Wet	2/20/2013 11:50:00 AM	2/21/2013 7:26:00 PM	Turbidity	n/a	=	7.2	NTU	EPA 180.1	0.024	0.1	WKL	
ME-SCR	2012/13-3	Wet	2/20/2013 11:50:00 AM	2/26/2013 8:27:00 PM	Volatile Suspended Solids	n/a	<	3.1	mg/L	EPA 160.4	3.1	5	WKL	
ME-SCR	2012/13-3	Wet	2/20/2013 11:50:00 AM	3/5/2013 2:04:00 PM	Aluminum	Dissolved	DNQ	2.4	µg/L	EPA 200.8	0.61	5	WKL	
ME-SCR	2012/13-3	Wet	2/20/2013 11:50:00 AM	3/5/2013 2:12:00 PM	Aluminum	Total	=	580	µg/L	EPA 200.8	2.1	5	WKL	GB
ME-SCR	2012/13-3	Wet	2/20/2013 11:50:00 AM	3/5/2013 2:04:00 PM	Antimony	Dissolved	DNQ	0.23	µg/L	EPA 200.8	0.04	0.5	WKL	
ME-SCR	2012/13-3	Wet	2/20/2013 11:50:00 AM	3/5/2013 2:12:00 PM	Antimony	Total	DNQ	0.28	µg/L	EPA 200.8	0.04	0.5	WKL	
ME-SCR	2012/13-3	Wet	2/20/2013 11:50:00 AM	3/5/2013 2:04:00 PM	Arsenic	Dissolved	=	0.81	µg/L	EPA 200.8	0.036	0.4	WKL	
ME-SCR	2012/13-3	Wet	2/20/2013 11:50:00 AM	3/5/2013 2:12:00 PM	Arsenic	Total	=	1.2	µg/L	EPA 200.8	0.13	0.4	WKL	
ME-SCR	2012/13-3	Wet	2/20/2013 11:50:00 AM	3/5/2013 2:12:00 PM	Barium	Total	=	46	µg/L	EPA 200.8	0.097	0.5	WKL	
ME-SCR	2012/13-3	Wet	2/20/2013 11:50:00 AM	3/5/2013 2:04:00 PM	Beryllium	Dissolved	<	0.088	µg/L	EPA 200.8	0.088	0.1	WKL	
ME-SCR	2012/13-3	Wet	2/20/2013 11:50:00 AM	3/5/2013 2:12:00 PM	Beryllium	Total	<	0.088	µg/L	EPA 200.8	0.088	0.1	WKL	
ME-SCR	2012/13-3	Wet	2/20/2013 11:50:00 AM	3/5/2013 2:04:00 PM	Cadmium	Dissolved	DNQ	0.06	µg/L	EPA 200.8	0.02	0.1	WKL	
ME-SCR	2012/13-3	Wet	2/20/2013 11:50:00 AM	3/5/2013 2:12:00 PM	Cadmium	Total	=	0.12	µg/L	EPA 200.8	0.02	0.1	WKL	
ME-SCR	2012/13-3	Wet	2/20/2013 11:50:00 AM	3/5/2013 2:04:00 PM	Chromium	Dissolved	<	0.074	µg/L	EPA 200.8	0.074	0.2	WKL	
ME-SCR	2012/13-3	Wet	2/20/2013 11:50:00 AM	3/5/2013 2:12:00 PM	Chromium	Total	=	1.2	µg/L	EPA 200.8	0.074	0.2	WKL	
ME-SCR	2012/13-3	Wet	2/20/2013 11:50:00 AM	3/4/2013 9:56:00 AM	Chromium VI	n/a	DNQ	0.032	µg/L	EPA 218.6	0.0059	0.3	WKL	
ME-SCR	2012/13-3	Wet	2/20/2013 11:50:00 AM	3/5/2013 2:04:00 PM	Copper	Dissolved	=	0.81	µg/L	EPA 200.8	0.27	0.5	WKL	
ME-SCR	2012/13-3	Wet	2/20/2013 11:50:00 AM	3/5/2013 2:12:00 PM	Copper	Total	=	1.8	µg/L	EPA 200.8	0.27	0.5	WKL	
ME-SCR	2012/13-3	Wet	2/20/2013 11:50:00 AM	2/25/2013 1:43:00 PM	Iron	Dissolved	DNQ	2.6	µg/L	EPA 200.7	1.1	10	WKL	
ME-SCR	2012/13-3	Wet	2/20/2013 11:50:00 AM	2/25/2013 1:46:00 PM	Iron	Total	=	1000	µg/L	EPA 200.7	1.1	10	WKL	
ME-SCR	2012/13-3	Wet	2/20/2013 11:50:00 AM	3/5/2013 2:04:00 PM	Lead	Dissolved	DNQ	0.02	µg/L	EPA 200.8	0.011	0.2	WKL	
ME-SCR	2012/13-3	Wet	2/20/2013 11:50:00 AM	3/5/2013 2:12:00 PM	Lead	Total	=	0.37	µg/L	EPA 200.8	0.035	0.2	WKL	
ME-SCR	2012/13-3	Wet	2/20/2013 11:50:00 AM	2/25/2013 6:59:00 PM	Mercury	Dissolved	DNQ	11	ng/L	EPA 245.1	3.9	50	WKL	
ME-SCR	2012/13-3	Wet	2/20/2013 11:50:00 AM	2/25/2013 6:59:00 PM	Mercury	Total	DNQ	14	ng/L	EPA 245.1	3.9	50	WKL	
ME-SCR	2012/13-3	Wet	2/20/2013 11:50:00 AM	3/5/2013 2:04:00 PM	Nickel	Dissolved	=	1.4	µg/L	EPA 200.8	0.13	0.8	WKL	
ME-SCR	2012/13-3	Wet	2/20/2013 11:50:00 AM	3/5/2013 2:12:00 PM	Nickel	Total	=	2.8	µg/L	EPA 200.8	0.13	0.8	WKL	
ME-SCR	2012/13-3	Wet	2/20/2013 11:50:00 AM	3/5/2013 2:04:00 PM	Selenium	Dissolved	=	4.7	µg/L	EPA 200.8	0.28	0.4	WKL	
ME-SCR	2012/13-3	Wet	2/20/2013 11:50:00 AM	3/5/2013 2:12:00 PM	Selenium	Total	=	5	µg/L	EPA 200.8	0.28	0.4	WKL	
ME-SCR	2012/13-3	Wet	2/20/2013 11:50:00 AM	3/5/2013 2:04:00 PM	Silver	Dissolved	<	0.027	µg/L	EPA 200.8	0.027	0.2	WKL	
ME-SCR	2012/13-3	Wet	2/20/2013 11:50:00 AM	3/5/2013 2:12:00 PM	Silver	Total	<	0.027	µg/L	EPA 200.8	0.027	0.2	WKL	
ME-SCR	2012/13-3	Wet	2/20/2013 11:50:00 AM	3/5/2013 2:04:00 PM	Thallium	Dissolved	<	0.009	µg/L	EPA 200.8	0.009	0.2	WKL	
ME-SCR	2012/13-3	Wet	2/20/2013 11:50:00 AM	3/5/2013 2:12:00 PM	Thallium	Total	<	0.034	µg/L	EPA 200.8	0.034	0.2	WKL	
ME-SCR	2012/13-3	Wet	2/20/2013 11:50:00 AM	3/5/2013 2:04:00 PM	Zinc	Dissolved	DNQ	1.8	µg/L	EPA 200.8	1.1	5	WKL	
ME-SCR	2012/13-3	Wet	2/20/2013 11:50:00 AM	3/5/2013 2:12:00 PM	Zinc	Total	DNQ	4.2	µg/L	EPA 200.8	1.1	5	WKL	
ME-SCR	2012/13-3	Wet	2/20/2013 11:50:00 AM	3/12/2013 6:39:00 PM	Ammonia as N	n/a	<	0.048	mg/L	EPA 350.1	0.048	0.1	WKL	
ME-SCR	2012/13-3	Wet	2/20/2013 11:50:00 AM	2/21/2013 7:37:00 PM	Nitrate + Nitrite as N	n/a	=	1.5	mg/L	EPA 353.2	0.01	0.1	WKL	
ME-SCR	2012/13-3	Wet	2/20/2013 11:50:00 AM	3/14/2013 3:52:00 PM	Phosphorus as P	Dissolved	DNQ	0.005	mg/L	EPA 365.1	0.0014	0.01	WKL	
ME-SCR	2012/13-3	Wet	2/20/2013 11:50:00 AM	3/5/2013 3:20:00 PM	Phosphorus as P	Total	=	0.046	mg/L	EPA 365.1	0.0014	0.01	WKL	GB
ME-SCR	2012/13-3	Wet	2/20/2013 11:50:00 AM	3/12/2013 10:01:00 PM	TKN	n/a	=	0.23	mg/L	EPA 351.2	0.074	0.1	WKL	
ME-SCR	2012/13-3	Wet	2/20/2013 11:50:00 AM	3/6/2013 8:17:00 PM	1,2,4-Trichlorobenzene	n/a	<	0.55	µg/L	EPA 625	0.55	1	WKL	
ME-SCR	2012/13-3	Wet	2/20/2013 11:50:00 AM	3/6/2013 8:17:00 PM	1,2-Dichlorobenzene	n/a	<	0.57	µg/L	EPA 625	0.57	1	WKL	

Appendix G
Laboratory Environmental Analysis Results

Site ID	Event	Event Type	Sample Date	Analysis Date	Constituent	Fraction	Sign	Result	Units	Method	MDL	Reporting Limit	Analyzing Laboratory	Qualifier
ME-SCR	2012/13-3	Wet	2/20/2013 11:50:00 AM	3/6/2013 8:17:00 PM	1,2-Diphenylhydrazine	n/a	<	0.25	µg/L	EPA 625	0.25	1	WKL	
ME-SCR	2012/13-3	Wet	2/20/2013 11:50:00 AM	3/6/2013 8:17:00 PM	1,3-Dichlorobenzene	n/a	<	0.53	µg/L	EPA 625	0.53	1	WKL	
ME-SCR	2012/13-3	Wet	2/20/2013 11:50:00 AM	3/6/2013 8:17:00 PM	1,4-Dichlorobenzene	n/a	<	0.55	µg/L	EPA 625	0.55	1	WKL	
ME-SCR	2012/13-3	Wet	2/20/2013 11:50:00 AM	3/21/2013 6:26:00 AM	1-Methylnaphthalene	n/a	<	0.1	µg/L	EPA 8270Cm	0.1	0.1	WKL	
ME-SCR	2012/13-3	Wet	2/20/2013 11:50:00 AM	3/20/2013 10:02:00 PM	2,4,5-Trichlorophenol	n/a	<	0.29	µg/L	EPA 8270Cm	0.29	1	WKL	
ME-SCR	2012/13-3	Wet	2/20/2013 11:50:00 AM	3/20/2013 10:02:00 PM	2,4,6-Trichlorophenol	n/a	<	0.3	µg/L	EPA 8270Cm	0.3	1	WKL	
ME-SCR	2012/13-3	Wet	2/20/2013 11:50:00 AM	3/20/2013 10:02:00 PM	2,4-Dichlorophenol	n/a	<	0.51	µg/L	EPA 8270Cm	0.51	1	WKL	
ME-SCR	2012/13-3	Wet	2/20/2013 11:50:00 AM	3/20/2013 10:02:00 PM	2,4-Dimethylphenol	n/a	<	1	µg/L	EPA 8270Cm	1	2	WKL	
ME-SCR	2012/13-3	Wet	2/20/2013 11:50:00 AM	3/20/2013 10:02:00 PM	2,4-Dinitrophenol	n/a	<	1	µg/L	EPA 8270Cm	1	2	WKL	
ME-SCR	2012/13-3	Wet	2/20/2013 11:50:00 AM	3/6/2013 8:17:00 PM	2,4-Dinitrotoluene	n/a	<	0.18	µg/L	EPA 625	0.18	1	WKL	
ME-SCR	2012/13-3	Wet	2/20/2013 11:50:00 AM	3/6/2013 8:17:00 PM	2,6-Dinitrotoluene	n/a	<	0.27	µg/L	EPA 625	0.27	1	WKL	
ME-SCR	2012/13-3	Wet	2/20/2013 11:50:00 AM	3/6/2013 8:17:00 PM	2-Chloronaphthalene	n/a	<	0.45	µg/L	EPA 625	0.45	1	WKL	
ME-SCR	2012/13-3	Wet	2/20/2013 11:50:00 AM	3/20/2013 10:02:00 PM	2-Chlorophenol	n/a	<	0.65	µg/L	EPA 8270Cm	0.65	1	WKL	
ME-SCR	2012/13-3	Wet	2/20/2013 11:50:00 AM	3/21/2013 6:26:00 AM	2-Methylnaphthalene	n/a	<	0.1	µg/L	EPA 8270Cm	0.1	0.1	WKL	
ME-SCR	2012/13-3	Wet	2/20/2013 11:50:00 AM	3/20/2013 10:02:00 PM	2-Methylphenol	n/a	<	0.34	µg/L	EPA 8270Cm	0.34	1	WKL	
ME-SCR	2012/13-3	Wet	2/20/2013 11:50:00 AM	3/20/2013 10:02:00 PM	2-Nitrophenol	n/a	<	0.71	µg/L	EPA 8270Cm	0.71	1	WKL	
ME-SCR	2012/13-3	Wet	2/20/2013 11:50:00 AM	3/6/2013 8:17:00 PM	3,3'-Dichlorobenzidine	n/a	<	1.2	µg/L	EPA 625	1.2	5	WKL	
ME-SCR	2012/13-3	Wet	2/20/2013 11:50:00 AM	3/20/2013 10:02:00 PM	3-/4-Methylphenol	n/a	<	0.3	µg/L	EPA 8270Cm	0.3	1	WKL	
ME-SCR	2012/13-3	Wet	2/20/2013 11:50:00 AM	3/20/2013 10:02:00 PM	4,6-Dinitro-2-methylphenol	n/a	<	0.14	µg/L	EPA 8270Cm	0.14	1	WKL	
ME-SCR	2012/13-3	Wet	2/20/2013 11:50:00 AM	3/6/2013 8:17:00 PM	4-Bromophenyl phenyl ether	n/a	<	0.36	µg/L	EPA 625	0.36	1	WKL	
ME-SCR	2012/13-3	Wet	2/20/2013 11:50:00 AM	3/20/2013 10:02:00 PM	4-Chloro-3-methylphenol	n/a	<	0.37	µg/L	EPA 8270Cm	0.37	1	WKL	
ME-SCR	2012/13-3	Wet	2/20/2013 11:50:00 AM	3/6/2013 8:17:00 PM	4-Chlorophenyl phenyl ether	n/a	<	0.41	µg/L	EPA 625	0.41	1	WKL	
ME-SCR	2012/13-3	Wet	2/20/2013 11:50:00 AM	3/20/2013 10:02:00 PM	4-Nitrophenol	n/a	<	1	µg/L	EPA 8270Cm	1	2	WKL	
ME-SCR	2012/13-3	Wet	2/20/2013 11:50:00 AM	3/21/2013 6:26:00 AM	Acenaphthene	n/a	<	0.1	µg/L	EPA 8270Cm	0.1	0.1	WKL	
ME-SCR	2012/13-3	Wet	2/20/2013 11:50:00 AM	3/21/2013 6:26:00 AM	Acenaphthylene	n/a	<	0.1	µg/L	EPA 8270Cm	0.1	0.1	WKL	
ME-SCR	2012/13-3	Wet	2/20/2013 11:50:00 AM	3/21/2013 6:26:00 AM	Anthracene	n/a	<	0.1	µg/L	EPA 8270Cm	0.1	0.1	WKL	
ME-SCR	2012/13-3	Wet	2/20/2013 11:50:00 AM	3/21/2013 6:26:00 AM	Benz(a)anthracene	n/a	<	0.1	µg/L	EPA 8270Cm	0.1	0.1	WKL	
ME-SCR	2012/13-3	Wet	2/20/2013 11:50:00 AM	3/6/2013 8:17:00 PM	Benzidine	n/a	<	3.7	µg/L	EPA 625	3.7	10	WKL	
ME-SCR	2012/13-3	Wet	2/20/2013 11:50:00 AM	3/14/2013 6:05:00 PM	Benzo(a)pyrene	n/a	<	0.07	µg/L	EPA 525.2	0.07	0.1	WKL	
ME-SCR	2012/13-3	Wet	2/20/2013 11:50:00 AM	3/21/2013 6:26:00 AM	Benzo(b)fluoranthene	n/a	<	0.1	µg/L	EPA 8270Cm	0.1	0.1	WKL	
ME-SCR	2012/13-3	Wet	2/20/2013 11:50:00 AM	3/21/2013 6:26:00 AM	Benzo(g,h,i)perylene	n/a	<	0.1	µg/L	EPA 8270Cm	0.1	0.1	WKL	
ME-SCR	2012/13-3	Wet	2/20/2013 11:50:00 AM	3/21/2013 6:26:00 AM	Benzo(k)fluoranthene	n/a	<	0.1	µg/L	EPA 8270Cm	0.1	0.1	WKL	
ME-SCR	2012/13-3	Wet	2/20/2013 11:50:00 AM	3/6/2013 8:17:00 PM	Bis(2-chloroethoxy)methane	n/a	<	0.25	µg/L	EPA 625	0.25	1	WKL	
ME-SCR	2012/13-3	Wet	2/20/2013 11:50:00 AM	3/6/2013 8:17:00 PM	Bis(2-chloroethyl)ether	n/a	<	0.27	µg/L	EPA 625	0.27	1	WKL	
ME-SCR	2012/13-3	Wet	2/20/2013 11:50:00 AM	3/6/2013 8:17:00 PM	Bis(2-chloroisopropyl)ether	n/a	<	0.38	µg/L	EPA 625	0.38	1	WKL	
ME-SCR	2012/13-3	Wet	2/20/2013 11:50:00 AM	3/14/2013 6:05:00 PM	Bis(2-ethylhexyl)adipate	n/a	<	0.1	µg/L	EPA 525.2	0.1	5	WKL	
ME-SCR	2012/13-3	Wet	2/20/2013 11:50:00 AM	3/14/2013 6:05:00 PM	Bis(2-ethylhexyl)phthalate	n/a	<	1.1	µg/L	EPA 525.2	1.1	3	WKL	
ME-SCR	2012/13-3	Wet	2/20/2013 11:50:00 AM	3/6/2013 8:17:00 PM	Butyl benzyl phthalate	n/a	<	0.18	µg/L	EPA 625	0.18	1	WKL	
ME-SCR	2012/13-3	Wet	2/20/2013 11:50:00 AM	3/21/2013 6:26:00 AM	Chrysene	n/a	<	0.1	µg/L	EPA 8270Cm	0.1	0.1	WKL	
ME-SCR	2012/13-3	Wet	2/20/2013 11:50:00 AM	3/21/2013 6:26:00 AM	Dibenz(a,h)anthracene	n/a	<	0.1	µg/L	EPA 8270Cm	0.1	0.1	WKL	
ME-SCR	2012/13-3	Wet	2/20/2013 11:50:00 AM	3/6/2013 8:17:00 PM	Diethyl phthalate	n/a	<	0.15	µg/L	EPA 625	0.15	1	WKL	
ME-SCR	2012/13-3	Wet	2/20/2013 11:50:00 AM	3/6/2013 8:17:00 PM	Dimethyl phthalate	n/a	<	0.18	µg/L	EPA 625	0.18	1	WKL	
ME-SCR	2012/13-3	Wet	2/20/2013 11:50:00 AM	3/6/2013 8:17:00 PM	Di-n-butylphthalate	n/a	<	0.24	µg/L	EPA 625	0.24	1	WKL	
ME-SCR	2012/13-3	Wet	2/20/2013 11:50:00 AM	3/6/2013 8:17:00 PM	Di-n-octylphthalate	n/a	<	0.19	µg/L	EPA 625	0.19	1	WKL	
ME-SCR	2012/13-3	Wet	2/20/2013 11:50:00 AM	3/21/2013 6:26:00 AM	Fluoranthene	n/a	<	0.1	µg/L	EPA 8270Cm	0.1	0.1	WKL	
ME-SCR	2012/13-3	Wet	2/20/2013 11:50:00 AM	3/21/2013 6:26:00 AM	Fluorene	n/a	<	0.1	µg/L	EPA 8270Cm	0.1	0.1	WKL	
ME-SCR	2012/13-3	Wet	2/20/2013 11:50:00 AM	3/6/2013 8:17:00 PM	Hexachlorobenzene	n/a	<	0.49	µg/L	EPA 625	0.49	1	WKL	
ME-SCR	2012/13-3	Wet	2/20/2013 11:50:00 AM	3/6/2013 8:17:00 PM	Hexachlorobutadiene	n/a	<	0.47	µg/L	EPA 625	0.47	1	WKL	

Appendix G
Laboratory Environmental Analysis Results

Site ID	Event	Event Type	Sample Date	Analysis Date	Constituent	Fraction	Sign	Result	Units	Method	MDL	Reporting Limit	Analyzing Laboratory	Qualifier
ME-SCR	2012/13-3	Wet	2/20/2013 11:50:00 AM	3/6/2013 8:17:00 PM	Hexachlorocyclopentadiene	n/a	<	1.5	µg/L	EPA 625	1.5	5	WKL	
ME-SCR	2012/13-3	Wet	2/20/2013 11:50:00 AM	3/6/2013 8:17:00 PM	Hexachloroethane	n/a	<	0.52	µg/L	EPA 625	0.52	1	WKL	
ME-SCR	2012/13-3	Wet	2/20/2013 11:50:00 AM	3/21/2013 6:26:00 AM	Indeno(1,2,3-cd)pyrene	n/a	<	0.1	µg/L	EPA 8270Cm	0.1	0.1	WKL	
ME-SCR	2012/13-3	Wet	2/20/2013 11:50:00 AM	3/6/2013 8:17:00 PM	Isophorone	n/a	<	0.21	µg/L	EPA 625	0.21	1	WKL	
ME-SCR	2012/13-3	Wet	2/20/2013 11:50:00 AM	3/21/2013 6:26:00 AM	Naphthalene	n/a	<	0.1	µg/L	EPA 8270Cm	0.1	0.1	WKL	
ME-SCR	2012/13-3	Wet	2/20/2013 11:50:00 AM	3/6/2013 8:17:00 PM	Nitrobenzene	n/a	<	0.36	µg/L	EPA 625	0.36	1	WKL	
ME-SCR	2012/13-3	Wet	2/20/2013 11:50:00 AM	3/6/2013 8:17:00 PM	N-Nitrosodimethylamine	n/a	<	0.14	µg/L	EPA 625	0.14	1	WKL	
ME-SCR	2012/13-3	Wet	2/20/2013 11:50:00 AM	3/6/2013 8:17:00 PM	N-Nitrosodi-N-propylamine	n/a	<	0.26	µg/L	EPA 625	0.26	1	WKL	
ME-SCR	2012/13-3	Wet	2/20/2013 11:50:00 AM	3/6/2013 8:17:00 PM	N-Nitrosodiphenylamine	n/a	<	0.19	µg/L	EPA 625	0.19	1	WKL	
ME-SCR	2012/13-3	Wet	2/20/2013 11:50:00 AM	3/21/2013 6:26:00 AM	Phenanthrene	n/a	<	0.1	µg/L	EPA 8270Cm	0.1	0.1	WKL	
ME-SCR	2012/13-3	Wet	2/20/2013 11:50:00 AM	3/20/2013 10:02:00 PM	Phenol	n/a	<	0.35	µg/L	EPA 8270Cm	0.35	1	WKL	
ME-SCR	2012/13-3	Wet	2/20/2013 11:50:00 AM	3/21/2013 6:26:00 AM	Pyrene	n/a	<	0.1	µg/L	EPA 8270Cm	0.1	0.1	WKL	
ME-SCR	2012/13-3	Wet	2/20/2013 11:50:00 AM	3/14/2013 12:39:00 AM	PCB Aroclor 1016	n/a	<	0.05	µg/L	EPA 608	0.05	0.5	WKL	
ME-SCR	2012/13-3	Wet	2/20/2013 11:50:00 AM	3/14/2013 12:39:00 AM	PCB Aroclor 1221	n/a	<	0.06	µg/L	EPA 608	0.06	0.5	WKL	
ME-SCR	2012/13-3	Wet	2/20/2013 11:50:00 AM	3/14/2013 12:39:00 AM	PCB Aroclor 1232	n/a	<	0.15	µg/L	EPA 608	0.15	0.5	WKL	
ME-SCR	2012/13-3	Wet	2/20/2013 11:50:00 AM	3/14/2013 12:39:00 AM	PCB Aroclor 1242	n/a	<	0.07	µg/L	EPA 608	0.07	0.5	WKL	
ME-SCR	2012/13-3	Wet	2/20/2013 11:50:00 AM	3/14/2013 12:39:00 AM	PCB Aroclor 1248	n/a	<	0.06	µg/L	EPA 608	0.06	0.5	WKL	
ME-SCR	2012/13-3	Wet	2/20/2013 11:50:00 AM	3/14/2013 12:39:00 AM	PCB Aroclor 1254	n/a	<	0.04	µg/L	EPA 608	0.04	0.5	WKL	
ME-SCR	2012/13-3	Wet	2/20/2013 11:50:00 AM	3/14/2013 12:39:00 AM	PCB Aroclor 1260	n/a	<	0.04	µg/L	EPA 608	0.04	0.5	WKL	
ME-SCR	2012/13-3	Wet	2/20/2013 11:50:00 AM	2/26/2013 4:25:00 PM	2,4,5-T	n/a	<	0.07	µg/L	EPA 515.3	0.07	0.2	WKL	
ME-SCR	2012/13-3	Wet	2/20/2013 11:50:00 AM	2/26/2013 4:25:00 PM	2,4,5-TP	n/a	<	0.09	µg/L	EPA 515.3	0.09	0.2	WKL	
ME-SCR	2012/13-3	Wet	2/20/2013 11:50:00 AM	2/26/2013 4:25:00 PM	2,4-D	n/a	<	0.07	µg/L	EPA 515.3	0.07	0.4	WKL	
ME-SCR	2012/13-3	Wet	2/20/2013 11:50:00 AM	2/26/2013 4:25:00 PM	2,4-DB	n/a	<	0.07	µg/L	EPA 515.3	0.07	2	WKL	
ME-SCR	2012/13-3	Wet	2/20/2013 11:50:00 AM	2/26/2013 4:25:00 PM	3,5-Dichlorobenzoic acid	n/a	<	0.09	µg/L	EPA 515.3	0.09	1	WKL	
ME-SCR	2012/13-3	Wet	2/20/2013 11:50:00 AM	3/14/2013 12:39:00 AM	4,4'-DDD	n/a	<	0.003	µg/L	EPA 608	0.003	0.05	WKL	
ME-SCR	2012/13-3	Wet	2/20/2013 11:50:00 AM	3/14/2013 12:39:00 AM	4,4'-DDE	n/a	<	0.0025	µg/L	EPA 608	0.0025	0.05	WKL	
ME-SCR	2012/13-3	Wet	2/20/2013 11:50:00 AM	3/14/2013 12:39:00 AM	4,4'-DDT	n/a	<	0.0031	µg/L	EPA 608	0.0031	0.01	WKL	
ME-SCR	2012/13-3	Wet	2/20/2013 11:50:00 AM	2/26/2013 4:25:00 PM	Acifluorfen	n/a	<	0.06	µg/L	EPA 515.3	0.06	0.4	WKL	
ME-SCR	2012/13-3	Wet	2/20/2013 11:50:00 AM	3/14/2013 6:05:00 PM	Alachlor	n/a	<	0.022	µg/L	EPA 525.2	0.022	0.1	WKL	
ME-SCR	2012/13-3	Wet	2/20/2013 11:50:00 AM	3/14/2013 12:39:00 AM	Aldrin	n/a	<	0.0015	µg/L	EPA 608	0.0015	0.005	WKL	
ME-SCR	2012/13-3	Wet	2/20/2013 11:50:00 AM	3/14/2013 12:39:00 AM	alpha-BHC	n/a	<	0.0018	µg/L	EPA 608	0.0018	0.01	WKL	
ME-SCR	2012/13-3	Wet	2/20/2013 11:50:00 AM	3/14/2013 12:39:00 AM	alpha-Chlordane	n/a	<	0.0041	µg/L	EPA 608	0.0041	0.01	WKL	
ME-SCR	2012/13-3	Wet	2/20/2013 11:50:00 AM	3/14/2013 6:05:00 PM	Atrazine	n/a	<	0.034	µg/L	EPA 525.2	0.034	0.1	WKL	
ME-SCR	2012/13-3	Wet	2/20/2013 11:50:00 AM	3/15/2013 6:46:00 AM	Azinphos methyl	n/a	<	0.0055	µg/L	EPA 525.2	0.0055	0.01	WKL	GB
ME-SCR	2012/13-3	Wet	2/20/2013 11:50:00 AM	2/26/2013 4:25:00 PM	Bentazon	n/a	<	0.11	µg/L	EPA 515.3	0.11	2	WKL	
ME-SCR	2012/13-3	Wet	2/20/2013 11:50:00 AM	3/14/2013 12:39:00 AM	beta-BHC	n/a	<	0.0031	µg/L	EPA 608	0.0031	0.005	WKL	
ME-SCR	2012/13-3	Wet	2/20/2013 11:50:00 AM	3/15/2013 6:46:00 AM	Bolstar	n/a	<	0.0046	µg/L	EPA 525.2	0.0046	0.01	WKL	
ME-SCR	2012/13-3	Wet	2/20/2013 11:50:00 AM	3/14/2013 6:05:00 PM	Bromacil	n/a	<	0.038	µg/L	EPA 525.2	0.038	1	WKL	
ME-SCR	2012/13-3	Wet	2/20/2013 11:50:00 AM	3/14/2013 6:05:00 PM	Butachlor	n/a	<	0.017	µg/L	EPA 525.2	0.017	0.2	WKL	
ME-SCR	2012/13-3	Wet	2/20/2013 11:50:00 AM	3/14/2013 6:05:00 PM	Captan	n/a	<	0.86	µg/L	EPA 525.2	0.86	1	WKL	
ME-SCR	2012/13-3	Wet	2/20/2013 11:50:00 AM	3/14/2013 12:39:00 AM	Chlordane (technical)	n/a	<	0.08	µg/L	EPA 608	0.08	0.1	WKL	
ME-SCR	2012/13-3	Wet	2/20/2013 11:50:00 AM	3/14/2013 6:05:00 PM	Chloropropham	n/a	<	0.01	µg/L	EPA 525.2	0.01	0.1	WKL	
ME-SCR	2012/13-3	Wet	2/20/2013 11:50:00 AM	3/15/2013 6:46:00 AM	Chlorpyrifos	n/a	<	0.0069	µg/L	EPA 525.2	0.0069	0.01	WKL	
ME-SCR	2012/13-3	Wet	2/20/2013 11:50:00 AM	3/15/2013 6:46:00 AM	Coumaphos	n/a	<	0.0051	µg/L	EPA 525.2	0.0051	0.01	WKL	
ME-SCR	2012/13-3	Wet	2/20/2013 11:50:00 AM	3/14/2013 6:05:00 PM	Cyanazine	n/a	<	0.024	µg/L	EPA 525.2	0.024	0.1	WKL	
ME-SCR	2012/13-3	Wet	2/20/2013 11:50:00 AM	2/26/2013 4:25:00 PM	Dalapon	n/a	<	0.1	µg/L	EPA 515.3	0.1	0.4	WKL	
ME-SCR	2012/13-3	Wet	2/20/2013 11:50:00 AM	2/26/2013 4:25:00 PM	DCPA (Dacthal)	n/a	<	0.07	µg/L	EPA 515.3	0.07	0.1	WKL	
ME-SCR	2012/13-3	Wet	2/20/2013 11:50:00 AM	3/14/2013 12:39:00 AM	delta-BHC	n/a	<	0.0025	µg/L	EPA 608	0.0025	0.005	WKL	

Appendix G
Laboratory Environmental Analysis Results

Site ID	Event	Event Type	Sample Date	Analysis Date	Constituent	Fraction	Sign	Result	Units	Method	MDL	Reporting Limit	Analyzing Laboratory	Qualifier
ME-SCR	2012/13-3	Wet	2/20/2013 11:50:00 AM	3/15/2013 6:46:00 AM	Demeton-O	n/a	<	0.01	µg/L	EPA 525.2	0.01	0.01	WKL	
ME-SCR	2012/13-3	Wet	2/20/2013 11:50:00 AM	3/15/2013 6:46:00 AM	Demeton-S	n/a	<	0.01	µg/L	EPA 525.2	0.01	0.01	WKL	
ME-SCR	2012/13-3	Wet	2/20/2013 11:50:00 AM	3/15/2013 6:46:00 AM	Diazinon	n/a	<	0.0052	µg/L	EPA 525.2	0.0052	0.01	WKL	
ME-SCR	2012/13-3	Wet	2/20/2013 11:50:00 AM	2/26/2013 4:25:00 PM	Dicamba	n/a	<	0.12	µg/L	EPA 515.3	0.12	0.6	WKL	
ME-SCR	2012/13-3	Wet	2/20/2013 11:50:00 AM	2/26/2013 4:25:00 PM	Dichlorprop	n/a	<	0.08	µg/L	EPA 515.3	0.08	0.3	WKL	
ME-SCR	2012/13-3	Wet	2/20/2013 11:50:00 AM	3/15/2013 6:46:00 AM	Dichlorvos	n/a	<	0.0029	µg/L	EPA 525.2	0.0029	0.01	WKL	
ME-SCR	2012/13-3	Wet	2/20/2013 11:50:00 AM	3/14/2013 12:39:00 AM	Dieldrin	n/a	<	0.0021	µg/L	EPA 608	0.0021	0.01	WKL	
ME-SCR	2012/13-3	Wet	2/20/2013 11:50:00 AM	3/15/2013 6:46:00 AM	Dimethoate	n/a	<	0.0062	µg/L	EPA 525.2	0.0062	0.01	WKL	
ME-SCR	2012/13-3	Wet	2/20/2013 11:50:00 AM	2/26/2013 4:25:00 PM	Dinoseb	n/a	<	0.14	µg/L	EPA 515.3	0.14	0.4	WKL	
ME-SCR	2012/13-3	Wet	2/20/2013 11:50:00 AM	3/14/2013 6:05:00 PM	Diphenamid	n/a	<	0.024	µg/L	EPA 525.2	0.024	0.1	WKL	
ME-SCR	2012/13-3	Wet	2/20/2013 11:50:00 AM	3/15/2013 6:46:00 AM	Disulfoton	n/a	<	0.01	µg/L	EPA 525.2	0.01	0.01	WKL	
ME-SCR	2012/13-3	Wet	2/20/2013 11:50:00 AM	3/14/2013 12:39:00 AM	Endosulfan I	n/a	<	0.0017	µg/L	EPA 608	0.0017	0.02	WKL	
ME-SCR	2012/13-3	Wet	2/20/2013 11:50:00 AM	3/14/2013 12:39:00 AM	Endosulfan II	n/a	<	0.0019	µg/L	EPA 608	0.0019	0.01	WKL	
ME-SCR	2012/13-3	Wet	2/20/2013 11:50:00 AM	3/14/2013 12:39:00 AM	Endosulfan sulfate	n/a	<	0.008	µg/L	EPA 608	0.008	0.05	WKL	
ME-SCR	2012/13-3	Wet	2/20/2013 11:50:00 AM	3/14/2013 12:39:00 AM	Endrin	n/a	<	0.0028	µg/L	EPA 608	0.0028	0.01	WKL	
ME-SCR	2012/13-3	Wet	2/20/2013 11:50:00 AM	3/14/2013 12:39:00 AM	Endrin aldehyde	n/a	<	0.003	µg/L	EPA 608	0.003	0.01	WKL	
ME-SCR	2012/13-3	Wet	2/20/2013 11:50:00 AM	3/14/2013 6:05:00 PM	EPTC	n/a	<	0.017	µg/L	EPA 525.2	0.017	1	WKL	
ME-SCR	2012/13-3	Wet	2/20/2013 11:50:00 AM	3/15/2013 6:46:00 AM	Ethoprop	n/a	<	0.0067	µg/L	EPA 525.2	0.0067	0.01	WKL	
ME-SCR	2012/13-3	Wet	2/20/2013 11:50:00 AM	3/15/2013 6:46:00 AM	Ethyl parathion	n/a	<	0.0054	µg/L	EPA 525.2	0.0054	0.01	WKL	
ME-SCR	2012/13-3	Wet	2/20/2013 11:50:00 AM	3/15/2013 6:46:00 AM	Fensulfothion	n/a	<	0.0029	µg/L	EPA 525.2	0.0029	0.01	WKL	
ME-SCR	2012/13-3	Wet	2/20/2013 11:50:00 AM	3/15/2013 6:46:00 AM	Fenthion	n/a	<	0.0038	µg/L	EPA 525.2	0.0038	0.01	WKL	
ME-SCR	2012/13-3	Wet	2/20/2013 11:50:00 AM	3/14/2013 12:39:00 AM	gamma-BHC (Lindane)	n/a	<	0.0021	µg/L	EPA 608	0.0021	0.02	WKL	
ME-SCR	2012/13-3	Wet	2/20/2013 11:50:00 AM	3/14/2013 12:39:00 AM	gamma-Chlordane	n/a	<	0.0044	µg/L	EPA 608	0.0044	0.01	WKL	
ME-SCR	2012/13-3	Wet	2/20/2013 11:50:00 AM	2/25/2013 5:50:00 PM	Glyphosate	n/a	<	1.8	µg/L	EPA 547	1.8	5	WKL	
ME-SCR	2012/13-3	Wet	2/20/2013 11:50:00 AM	3/14/2013 12:39:00 AM	Heptachlor	n/a	<	0.0017	µg/L	EPA 608	0.0017	0.01	WKL	
ME-SCR	2012/13-3	Wet	2/20/2013 11:50:00 AM	3/14/2013 12:39:00 AM	Heptachlor epoxide	n/a	<	0.0019	µg/L	EPA 608	0.0019	0.01	WKL	
ME-SCR	2012/13-3	Wet	2/20/2013 11:50:00 AM	3/15/2013 6:46:00 AM	Malathion	n/a	<	0.0076	µg/L	EPA 525.2	0.0076	0.01	WKL	
ME-SCR	2012/13-3	Wet	2/20/2013 11:50:00 AM	3/15/2013 6:46:00 AM	Merphos	n/a	<	0.0058	µg/L	EPA 525.2	0.0058	0.01	WKL	
ME-SCR	2012/13-3	Wet	2/20/2013 11:50:00 AM	3/14/2013 12:39:00 AM	Methoxychlor	n/a	<	0.0054	µg/L	EPA 608	0.0054	0.02	WKL	
ME-SCR	2012/13-3	Wet	2/20/2013 11:50:00 AM	3/15/2013 6:46:00 AM	Methyl parathion	n/a	<	0.0063	µg/L	EPA 525.2	0.0063	0.01	WKL	
ME-SCR	2012/13-3	Wet	2/20/2013 11:50:00 AM	3/14/2013 6:05:00 PM	Metolachlor	n/a	<	0.012	µg/L	EPA 525.2	0.012	0.1	WKL	
ME-SCR	2012/13-3	Wet	2/20/2013 11:50:00 AM	3/14/2013 6:05:00 PM	Metribuzin	n/a	<	0.015	µg/L	EPA 525.2	0.015	0.1	WKL	
ME-SCR	2012/13-3	Wet	2/20/2013 11:50:00 AM	3/15/2013 6:46:00 AM	Mevinphos	n/a	<	0.0042	µg/L	EPA 525.2	0.0042	0.01	WKL	
ME-SCR	2012/13-3	Wet	2/20/2013 11:50:00 AM	3/14/2013 6:05:00 PM	Molinate	n/a	<	0.039	µg/L	EPA 525.2	0.039	0.1	WKL	
ME-SCR	2012/13-3	Wet	2/20/2013 11:50:00 AM	3/15/2013 6:46:00 AM	Naled	n/a	<	0.0076	µg/L	EPA 525.2	0.0076	0.01	WKL	IL
ME-SCR	2012/13-3	Wet	2/20/2013 11:50:00 AM	2/26/2013 4:25:00 PM	Pentachlorophenol	n/a	<	0.04	µg/L	EPA 515.3	0.04	0.2	WKL	
ME-SCR	2012/13-3	Wet	2/20/2013 11:50:00 AM	3/15/2013 6:46:00 AM	Phorate	n/a	<	0.003	µg/L	EPA 525.2	0.003	0.01	WKL	IL
ME-SCR	2012/13-3	Wet	2/20/2013 11:50:00 AM	2/26/2013 4:25:00 PM	Picloram	n/a	<	0.05	µg/L	EPA 515.3	0.05	0.6	WKL	
ME-SCR	2012/13-3	Wet	2/20/2013 11:50:00 AM	3/14/2013 6:05:00 PM	Prometon	n/a	<	0.024	µg/L	EPA 525.2	0.024	0.2	WKL	
ME-SCR	2012/13-3	Wet	2/20/2013 11:50:00 AM	3/14/2013 6:05:00 PM	Prometryn	n/a	<	0.036	µg/L	EPA 525.2	0.036	0.1	WKL	
ME-SCR	2012/13-3	Wet	2/20/2013 11:50:00 AM	3/15/2013 6:46:00 AM	Ronnel (Fenchlorphos)	n/a	<	0.0041	µg/L	EPA 525.2	0.0041	0.01	WKL	
ME-SCR	2012/13-3	Wet	2/20/2013 11:50:00 AM	3/14/2013 6:05:00 PM	Simazine	n/a	<	0.015	µg/L	EPA 525.2	0.015	0.1	WKL	
ME-SCR	2012/13-3	Wet	2/20/2013 11:50:00 AM	3/15/2013 6:46:00 AM	Stirophos (Tetrachlorvinphos)	n/a	<	0.0031	µg/L	EPA 525.2	0.0031	0.01	WKL	
ME-SCR	2012/13-3	Wet	2/20/2013 11:50:00 AM	3/14/2013 6:05:00 PM	Terbacil	n/a	<	0.55	µg/L	EPA 525.2	0.55	2	WKL	
ME-SCR	2012/13-3	Wet	2/20/2013 11:50:00 AM	3/14/2013 6:05:00 PM	Thiobencarb	n/a	<	0.025	µg/L	EPA 525.2	0.025	0.2	WKL	
ME-SCR	2012/13-3	Wet	2/20/2013 11:50:00 AM	3/15/2013 6:46:00 AM	Tokuthion	n/a	<	0.0078	µg/L	EPA 525.2	0.0078	0.01	WKL	
ME-SCR	2012/13-3	Wet	2/20/2013 11:50:00 AM	3/14/2013 12:39:00 AM	Toxaphene	n/a	<	0.12	µg/L	EPA 608	0.12	0.5	WKL	
ME-SCR	2012/13-3	Wet	2/20/2013 11:50:00 AM	3/15/2013 6:46:00 AM	Trichloronate	n/a	<	0.0067	µg/L	EPA 525.2	0.0067	0.01	WKL	

Appendix G
Laboratory Environmental Analysis Results

Site ID	Event	Event Type	Sample Date	Analysis Date	Constituent	Fraction	Sign	Result	Units	Method	MDL	Reporting Limit	Analyzing Laboratory	Qualifier
ME-SCR	2012/13-3	Wet	2/20/2013 11:50:00 AM	3/14/2013 6:05:00 PM	Trithion	n/a	<	0.012	µg/L	EPA 525.2	0.012	0.1	WKL	
ME-SCR	2012/13-4	Wet	3/8/2013 12:47:00 AM	3/8/2013 11:02:00 PM	E. Coli	n/a	=	30	MPN/100 mL	MMO-MUG	10	10	VCHCA	
ME-SCR	2012/13-4	Wet	3/8/2013 12:47:00 AM	3/9/2013 5:00:00 AM	Enterococcus	n/a	=	85	MPN/100 mL	Enterolert	10	10	VCHCA	
ME-SCR	2012/13-4	Wet	3/8/2013 12:47:00 AM	3/12/2013 2:50:00 AM	Fecal Coliform	n/a	=	50	MPN/100 mL	SM 9221 E	2	2	VCHCA	
ME-SCR	2012/13-4	Wet	3/8/2013 12:47:00 AM	3/8/2013 11:02:00 PM	Total Coliform	n/a	=	3968	MPN/100 mL	MMO-MUG	10	10	VCHCA	
ME-SCR	2012/13-4	Wet	3/8/2013 12:47:00 AM	3/8/2013 12:47:00 AM	Conductivity	n/a	=	1276	µmhos/cm	Field Meter	-88	1	Field Crew	
ME-SCR	2012/13-4	Wet	3/8/2013 12:47:00 AM	3/22/2013 1:30:00 PM	Cyanide	Total	<	0.0027	mg/L	EPA 335.4	0.0027	0.005	WKL	
ME-SCR	2012/13-4	Wet	3/8/2013 12:47:00 AM	3/8/2013 12:47:00 AM	DO	n/a	=	6.04	mg/L	Field Meter	-88	0.3	Field Crew	
ME-SCR	2012/13-4	Wet	3/8/2013 12:47:00 AM	3/8/2013 12:47:00 AM	DO	n/a	=	59.2	%	Field Meter	-88	0.1	Field Crew	
ME-SCR	2012/13-4	Wet	3/8/2013 12:47:00 AM	3/8/2013 12:47:00 AM	pH	n/a	=	8.06	pH Units	Field Meter	-88	0.01	Field Crew	
ME-SCR	2012/13-4	Wet	3/8/2013 12:47:00 AM	3/8/2013 12:47:00 AM	Salinity	n/a	=	800	mg/L	Field Meter	-88	100	Field Crew	
ME-SCR	2012/13-4	Wet	3/8/2013 12:47:00 AM	3/8/2013 12:47:00 AM	Specific Conductance	n/a	=	1592	µmhos/cm	Field Meter	-88	1	Field Crew	
ME-SCR	2012/13-4	Wet	3/8/2013 12:47:00 AM	3/8/2013 12:47:00 AM	Temperature	n/a	=	14.5	°C	Field Meter	-88	0.1	Field Crew	
ME-SCR	2012/13-4	Wet	3/8/2013 12:47:00 AM	3/14/2013 3:00:00 PM	Oil and Grease	n/a	DNQ	1.5	mg/L	EPA 1664A	1.3	5	WKL	
ME-SCR	2012/13-4	Wet	3/8/2013 12:47:00 AM	3/14/2013 3:00:00 PM	TPH	n/a	<	1.9	mg/L	EPA 1664A	1.9	5	WKL	
ME-SCR	2012/13-4	Wet	3/8/2013 12:47:00 AM	3/11/2013 3:24:00 PM	2-Chloroethyl vinyl ether	n/a	<	0.61	µg/L	EPA 524.2	0.61	1	WKL	
ME-SCR	2012/13-4	Wet	3/8/2013 12:47:00 AM	3/11/2013 3:24:00 PM	Methyl tert-butyl ether (MTBE)	n/a	<	0.19	µg/L	EPA 524.2	0.19	2	WKL	
ME-SCR	2012/13-4	Wet	3/8/2013 10:45:00 AM	3/19/2013 8:50:00 PM	Chloride	n/a	=	72	mg/L	EPA 300.0	0.2	1	WKL	D
ME-SCR	2012/13-4	Wet	3/8/2013 10:45:00 AM	3/19/2013 8:50:00 PM	Fluoride	n/a	=	0.54	mg/L	EPA 300.0	0.04	0.2	WKL	D
ME-SCR	2012/13-4	Wet	3/8/2013 10:45:00 AM	3/19/2013 5:42:00 PM	Perchlorate	n/a	<	0.95	µg/L	EPA 314.0	0.95	2	WKL	
ME-SCR	2012/13-4	Wet	3/8/2013 10:45:00 AM	3/14/2013 11:16:00 AM	Calcium	Total	=	258	mg/L	EPA 200.7	0.0156	0.1	WKL	
ME-SCR	2012/13-4	Wet	3/8/2013 10:45:00 AM	3/14/2013 11:16:00 AM	Magnesium	Total	=	117	mg/L	EPA 200.7	0.0121	0.1	WKL	
ME-SCR	2012/13-4	Wet	3/8/2013 10:45:00 AM	3/22/2013 10:05:00 AM	Alkalinity as CaCO3	n/a	=	270	mg/L	SM 2320 B	0.56	10	WKL	
ME-SCR	2012/13-4	Wet	3/8/2013 10:45:00 AM	3/14/2013 2:00:00 PM	BOD	n/a	=	6.6	mg/L	SM 5210 B	0.1	2	WKL	
ME-SCR	2012/13-4	Wet	3/8/2013 10:45:00 AM	3/20/2013 10:56:00 PM	COD	n/a	=	280	mg/L	EPA 410.4	0.73	5	WKL	
ME-SCR	2012/13-4	Wet	3/8/2013 10:45:00 AM	3/14/2013 11:16:00 AM	Hardness as CaCO3	Total	=	1130	mg/L	EPA 200.7	0.0885	0.662	WKL	
ME-SCR	2012/13-4	Wet	3/8/2013 10:45:00 AM	3/9/2013 8:43:00 PM	MBAS	n/a	<	0.076	mg/L	SM 5540 C	0.076	0.2	WKL	D
ME-SCR	2012/13-4	Wet	3/8/2013 10:45:00 AM	3/26/2013 11:56:00 AM	Phenolics	n/a	=	0.27	mg/L	EPA 420.4	0.0084	0.02	WKL	D
ME-SCR	2012/13-4	Wet	3/8/2013 10:45:00 AM	3/18/2013 3:18:00 PM	Specific Conductance	n/a	=	1600	µmhos/cm	SM 2510 B	0.47	4	WKL	D
ME-SCR	2012/13-4	Wet	3/8/2013 10:45:00 AM	3/12/2013 9:45:00 PM	Total Dissolved Solids	n/a	=	1100	mg/L	SM 2540 C	4	10	WKL	
ME-SCR	2012/13-4	Wet	3/8/2013 10:45:00 AM	3/14/2013 2:56:00 PM	Total Organic Carbon	n/a	=	3.1	mg/L	SM 5310 C	0.009	0.3	WKL	
ME-SCR	2012/13-4	Wet	3/8/2013 10:45:00 AM	3/12/2013 8:00:00 PM	Total Suspended Solids	n/a	=	5500	mg/L	SM 2540 D	5	5	WKL	
ME-SCR	2012/13-4	Wet	3/8/2013 10:45:00 AM	3/9/2013 6:55:00 PM	Turbidity	n/a	=	530	NTU	EPA 180.1	0.024	0.1	WKL	
ME-SCR	2012/13-4	Wet	3/8/2013 10:45:00 AM	3/12/2013 8:00:00 PM	Volatile Suspended Solids	n/a	=	440	mg/L	EPA 160.4	3.1	5	WKL	
ME-SCR	2012/13-4	Wet	3/8/2013 10:45:00 AM	4/1/2013 5:53:00 PM	Aluminum	Dissolved	DNQ	3.4	µg/L	EPA 200.8	0.61	5	WKL	
ME-SCR	2012/13-4	Wet	3/8/2013 10:45:00 AM	4/1/2013 10:04:00 PM	Aluminum	Total	=	79000	µg/L	EPA 200.8	31	75	WKL	D
ME-SCR	2012/13-4	Wet	3/8/2013 10:45:00 AM	4/1/2013 5:53:00 PM	Antimony	Dissolved	DNQ	0.31	µg/L	EPA 200.8	0.04	0.5	WKL	
ME-SCR	2012/13-4	Wet	3/8/2013 10:45:00 AM	4/1/2013 10:36:00 PM	Antimony	Total	DNQ	0.14	µg/L	EPA 200.8	0.04	0.5	WKL	
ME-SCR	2012/13-4	Wet	3/8/2013 10:45:00 AM	4/1/2013 5:53:00 PM	Arsenic	Dissolved	=	0.48	µg/L	EPA 200.8	0.036	0.4	WKL	
ME-SCR	2012/13-4	Wet	3/8/2013 10:45:00 AM	4/1/2013 10:04:00 PM	Arsenic	Total	=	34	µg/L	EPA 200.8	1.9	6	WKL	D
ME-SCR	2012/13-4	Wet	3/8/2013 10:45:00 AM	4/1/2013 10:04:00 PM	Barium	Total	=	960	µg/L	EPA 200.8	1.5	7.5	WKL	D
ME-SCR	2012/13-4	Wet	3/8/2013 10:45:00 AM	4/2/2013 12:47:00 PM	Beryllium	Dissolved	<	0.088	µg/L	EPA 200.8	0.088	0.1	WKL	
ME-SCR	2012/13-4	Wet	3/8/2013 10:45:00 AM	4/2/2013 1:36:00 PM	Beryllium	Total	=	4.8	µg/L	EPA 200.8	1.3	1.5	WKL	D
ME-SCR	2012/13-4	Wet	3/8/2013 10:45:00 AM	4/1/2013 5:53:00 PM	Cadmium	Dissolved	DNQ	0.06	µg/L	EPA 200.8	0.02	0.1	WKL	
ME-SCR	2012/13-4	Wet	3/8/2013 10:45:00 AM	4/1/2013 10:04:00 PM	Cadmium	Total	=	5.8	µg/L	EPA 200.8	0.3	1.5	WKL	D
ME-SCR	2012/13-4	Wet	3/8/2013 10:45:00 AM	4/1/2013 5:53:00 PM	Chromium	Dissolved	<	0.074	µg/L	EPA 200.8	0.074	0.2	WKL	
ME-SCR	2012/13-4	Wet	3/8/2013 10:45:00 AM	4/1/2013 10:04:00 PM	Chromium	Total	=	150	µg/L	EPA 200.8	1.1	3	WKL	D
ME-SCR	2012/13-4	Wet	3/8/2013 10:45:00 AM	3/13/2013 3:51:00 PM	Chromium VI	n/a	DNQ	0.14	µg/L	EPA 218.6	0.0059	0.3	WKL	

Appendix G
Laboratory Environmental Analysis Results

Site ID	Event	Event Type	Sample Date	Analysis Date	Constituent	Fraction	Sign	Result	Units	Method	MDL	Reporting Limit	Analyzing Laboratory	Qualifier
ME-SCR	2012/13-4	Wet	3/8/2013 10:45:00 AM	4/1/2013 5:53:00 PM	Copper	Dissolved	=	1.6	µg/L	EPA 200.8	0.27	0.5	WKL	
ME-SCR	2012/13-4	Wet	3/8/2013 10:45:00 AM	4/1/2013 10:04:00 PM	Copper	Total	=	170	µg/L	EPA 200.8	4	7.5	WKL	D
ME-SCR	2012/13-4	Wet	3/8/2013 10:45:00 AM	3/14/2013 11:13:00 AM	Iron	Dissolved	DNQ	6.3	µg/L	EPA 200.7	1.1	10	WKL	
ME-SCR	2012/13-4	Wet	3/8/2013 10:45:00 AM	3/14/2013 11:16:00 AM	Iron	Total	=	170000	µg/L	EPA 200.7	1.1	10	WKL	
ME-SCR	2012/13-4	Wet	3/8/2013 10:45:00 AM	4/2/2013 12:47:00 PM	Lead	Dissolved	DNQ	0.07	µg/L	EPA 200.8	0.011	0.2	WKL	UL-MB
ME-SCR	2012/13-4	Wet	3/8/2013 10:45:00 AM	4/2/2013 1:36:00 PM	Lead	Total	=	59	µg/L	EPA 200.8	0.52	3	WKL	D
ME-SCR	2012/13-4	Wet	3/8/2013 10:45:00 AM	3/27/2013 4:18:00 PM	Mercury	Dissolved	=	67	ng/L	EPA 245.1	3.9	50	WKL	
ME-SCR	2012/13-4	Wet	3/8/2013 10:45:00 AM	3/27/2013 4:18:00 PM	Mercury	Total	=	240	ng/L	EPA 245.1	3.9	50	WKL	
ME-SCR	2012/13-4	Wet	3/8/2013 10:45:00 AM	4/1/2013 5:53:00 PM	Nickel	Dissolved	=	3.1	µg/L	EPA 200.8	0.13	0.8	WKL	
ME-SCR	2012/13-4	Wet	3/8/2013 10:45:00 AM	4/1/2013 10:04:00 PM	Nickel	Total	=	230	µg/L	EPA 200.8	2	12	WKL	D
ME-SCR	2012/13-4	Wet	3/8/2013 10:45:00 AM	4/1/2013 5:53:00 PM	Selenium	Dissolved	=	4.3	µg/L	EPA 200.8	0.28	0.4	WKL	
ME-SCR	2012/13-4	Wet	3/8/2013 10:45:00 AM	4/1/2013 10:04:00 PM	Selenium	Total	=	8.8	µg/L	EPA 200.8	4.2	6	WKL	D
ME-SCR	2012/13-4	Wet	3/8/2013 10:45:00 AM	4/1/2013 5:53:00 PM	Silver	Dissolved	<	0.027	µg/L	EPA 200.8	0.027	0.2	WKL	
ME-SCR	2012/13-4	Wet	3/8/2013 10:45:00 AM	4/1/2013 10:36:00 PM	Silver	Total	=	0.61	µg/L	EPA 200.8	0.027	0.2	WKL	
ME-SCR	2012/13-4	Wet	3/8/2013 10:45:00 AM	4/1/2013 5:53:00 PM	Thallium	Dissolved	DNQ	0.03	µg/L	EPA 200.8	0.009	0.2	WKL	
ME-SCR	2012/13-4	Wet	3/8/2013 10:45:00 AM	4/1/2013 10:36:00 PM	Thallium	Total	=	2.3	µg/L	EPA 200.8	0.034	0.2	WKL	
ME-SCR	2012/13-4	Wet	3/8/2013 10:45:00 AM	4/1/2013 5:53:00 PM	Zinc	Dissolved	DNQ	1.8	µg/L	EPA 200.8	1.1	5	WKL	
ME-SCR	2012/13-4	Wet	3/8/2013 10:45:00 AM	4/1/2013 10:04:00 PM	Zinc	Total	=	580	µg/L	EPA 200.8	17	75	WKL	D
ME-SCR	2012/13-4	Wet	3/8/2013 10:45:00 AM	3/20/2013 6:46:00 PM	Ammonia as N	n/a	=	0.59	mg/L	EPA 350.1	0.096	0.2	WKL	D
ME-SCR	2012/13-4	Wet	3/8/2013 10:45:00 AM	3/11/2013 5:13:00 PM	Nitrate + Nitrite as N	n/a	=	1.8	mg/L	EPA 353.2	0.01	0.1	WKL	
ME-SCR	2012/13-4	Wet	3/8/2013 10:45:00 AM	4/4/2013 7:32:00 PM	Phosphorus as P	Dissolved	=	0.015	mg/L	EPA 365.1	0.0014	0.01	WKL	
ME-SCR	2012/13-4	Wet	3/8/2013 10:45:00 AM	3/15/2013 2:57:00 PM	Phosphorus as P	Total	=	5.4	mg/L	EPA 365.1	0.07	0.5	WKL	D
ME-SCR	2012/13-4	Wet	3/8/2013 10:45:00 AM	3/21/2013 1:11:00 PM	TKN	n/a	=	7.9	mg/L	EPA 351.2	0.15	0.2	WKL	D
ME-SCR	2012/13-4	Wet	3/8/2013 10:45:00 AM	3/18/2013 11:10:00 PM	1,2,4-Trichlorobenzene	n/a	<	0.55	µg/L	EPA 625	0.55	1	WKL	
ME-SCR	2012/13-4	Wet	3/8/2013 10:45:00 AM	3/18/2013 11:10:00 PM	1,2-Dichlorobenzene	n/a	<	0.57	µg/L	EPA 625	0.57	1	WKL	
ME-SCR	2012/13-4	Wet	3/8/2013 10:45:00 AM	3/18/2013 11:10:00 PM	1,2-Diphenylhydrazine	n/a	<	0.25	µg/L	EPA 625	0.25	1	WKL	
ME-SCR	2012/13-4	Wet	3/8/2013 10:45:00 AM	3/18/2013 11:10:00 PM	1,3-Dichlorobenzene	n/a	<	0.53	µg/L	EPA 625	0.53	1	WKL	
ME-SCR	2012/13-4	Wet	3/8/2013 10:45:00 AM	3/18/2013 11:10:00 PM	1,4-Dichlorobenzene	n/a	<	0.55	µg/L	EPA 625	0.55	1	WKL	
ME-SCR	2012/13-4	Wet	3/8/2013 10:45:00 AM	4/9/2013 7:34:00 PM	1-Methylnaphthalene	n/a	<	0.1	µg/L	EPA 8270Cm	0.1	0.1	WKL	
ME-SCR	2012/13-4	Wet	3/8/2013 10:45:00 AM	4/11/2013 2:04:00 AM	2,4,5-Trichlorophenol	n/a	<	0.29	µg/L	EPA 8270Cm	0.29	1	WKL	
ME-SCR	2012/13-4	Wet	3/8/2013 10:45:00 AM	4/11/2013 2:04:00 AM	2,4,6-Trichlorophenol	n/a	<	0.3	µg/L	EPA 8270Cm	0.3	1	WKL	
ME-SCR	2012/13-4	Wet	3/8/2013 10:45:00 AM	4/11/2013 2:04:00 AM	2,4-Dichlorophenol	n/a	<	0.51	µg/L	EPA 8270Cm	0.51	1	WKL	
ME-SCR	2012/13-4	Wet	3/8/2013 10:45:00 AM	4/11/2013 2:04:00 AM	2,4-Dimethylphenol	n/a	<	1	µg/L	EPA 8270Cm	1	2	WKL	
ME-SCR	2012/13-4	Wet	3/8/2013 10:45:00 AM	4/11/2013 2:04:00 AM	2,4-Dinitrophenol	n/a	<	1	µg/L	EPA 8270Cm	1	2	WKL	
ME-SCR	2012/13-4	Wet	3/8/2013 10:45:00 AM	3/18/2013 11:10:00 PM	2,4-Dinitrotoluene	n/a	<	0.18	µg/L	EPA 625	0.18	1	WKL	
ME-SCR	2012/13-4	Wet	3/8/2013 10:45:00 AM	3/18/2013 11:10:00 PM	2,6-Dinitrotoluene	n/a	<	0.27	µg/L	EPA 625	0.27	1	WKL	
ME-SCR	2012/13-4	Wet	3/8/2013 10:45:00 AM	3/18/2013 11:10:00 PM	2-Chloronaphthalene	n/a	<	0.45	µg/L	EPA 625	0.45	1	WKL	
ME-SCR	2012/13-4	Wet	3/8/2013 10:45:00 AM	4/11/2013 2:04:00 AM	2-Chlorophenol	n/a	<	0.65	µg/L	EPA 8270Cm	0.65	1	WKL	
ME-SCR	2012/13-4	Wet	3/8/2013 10:45:00 AM	4/9/2013 7:34:00 PM	2-Methylnaphthalene	n/a	<	0.1	µg/L	EPA 8270Cm	0.1	0.1	WKL	
ME-SCR	2012/13-4	Wet	3/8/2013 10:45:00 AM	4/11/2013 2:04:00 AM	2-Methylphenol	n/a	<	0.34	µg/L	EPA 8270Cm	0.34	1	WKL	
ME-SCR	2012/13-4	Wet	3/8/2013 10:45:00 AM	4/11/2013 2:04:00 AM	2-Nitrophenol	n/a	<	0.71	µg/L	EPA 8270Cm	0.71	1	WKL	
ME-SCR	2012/13-4	Wet	3/8/2013 10:45:00 AM	3/18/2013 11:10:00 PM	3,3'-Dichlorobenzidine	n/a	<	1.2	µg/L	EPA 625	1.2	5	WKL	
ME-SCR	2012/13-4	Wet	3/8/2013 10:45:00 AM	4/11/2013 2:04:00 AM	3-/4-Methylphenol	n/a	<	0.3	µg/L	EPA 8270Cm	0.3	1	WKL	
ME-SCR	2012/13-4	Wet	3/8/2013 10:45:00 AM	4/11/2013 2:04:00 AM	4,6-Dinitro-2-methylphenol	n/a	<	0.14	µg/L	EPA 8270Cm	0.14	1	WKL	
ME-SCR	2012/13-4	Wet	3/8/2013 10:45:00 AM	3/18/2013 11:10:00 PM	4-Bromophenyl phenyl ether	n/a	<	0.36	µg/L	EPA 625	0.36	1	WKL	
ME-SCR	2012/13-4	Wet	3/8/2013 10:45:00 AM	4/11/2013 2:04:00 AM	4-Chloro-3-methylphenol	n/a	<	0.37	µg/L	EPA 8270Cm	0.37	1	WKL	
ME-SCR	2012/13-4	Wet	3/8/2013 10:45:00 AM	3/18/2013 11:10:00 PM	4-Chlorophenyl phenyl ether	n/a	<	0.41	µg/L	EPA 625	0.41	1	WKL	
ME-SCR	2012/13-4	Wet	3/8/2013 10:45:00 AM	4/11/2013 2:04:00 AM	4-Nitrophenol	n/a	<	1	µg/L	EPA 8270Cm	1	2	WKL	

Appendix G
Laboratory Environmental Analysis Results

Site ID	Event	Event Type	Sample Date	Analysis Date	Constituent	Fraction	Sign	Result	Units	Method	MDL	Reporting Limit	Analyzing Laboratory	Qualifier
ME-SCR	2012/13-4	Wet	3/8/2013 10:45:00 AM	4/9/2013 7:34:00 PM	Acenaphthene	n/a	<	0.1	µg/L	EPA 8270Cm	0.1	0.1	WKL	
ME-SCR	2012/13-4	Wet	3/8/2013 10:45:00 AM	4/9/2013 7:34:00 PM	Acenaphthylene	n/a	<	0.1	µg/L	EPA 8270Cm	0.1	0.1	WKL	
ME-SCR	2012/13-4	Wet	3/8/2013 10:45:00 AM	4/9/2013 7:34:00 PM	Anthracene	n/a	<	0.1	µg/L	EPA 8270Cm	0.1	0.1	WKL	
ME-SCR	2012/13-4	Wet	3/8/2013 10:45:00 AM	4/9/2013 7:34:00 PM	Benz(a)anthracene	n/a	<	0.1	µg/L	EPA 8270Cm	0.1	0.1	WKL	
ME-SCR	2012/13-4	Wet	3/8/2013 10:45:00 AM	3/18/2013 11:10:00 PM	Benzidine	n/a	<	3.7	µg/L	EPA 625	3.7	10	WKL	
ME-SCR	2012/13-4	Wet	3/8/2013 10:45:00 AM	3/26/2013 5:34:00 PM	Benzo(a)pyrene	n/a	<	0.07	µg/L	EPA 525.2	0.07	0.1	WKL	
ME-SCR	2012/13-4	Wet	3/8/2013 10:45:00 AM	4/9/2013 7:34:00 PM	Benzo(b)fluoranthene	n/a	=	0.11	µg/L	EPA 8270Cm	0.1	0.1	WKL	
ME-SCR	2012/13-4	Wet	3/8/2013 10:45:00 AM	4/9/2013 7:34:00 PM	Benzo(g,h,i)perylene	n/a	<	0.1	µg/L	EPA 8270Cm	0.1	0.1	WKL	
ME-SCR	2012/13-4	Wet	3/8/2013 10:45:00 AM	4/9/2013 7:34:00 PM	Benzo(k)fluoranthene	n/a	=	0.12	µg/L	EPA 8270Cm	0.1	0.1	WKL	
ME-SCR	2012/13-4	Wet	3/8/2013 10:45:00 AM	3/18/2013 11:10:00 PM	Bis(2-chloroethoxy)methane	n/a	DNQ	0.3	µg/L	EPA 625	0.25	1	WKL	
ME-SCR	2012/13-4	Wet	3/8/2013 10:45:00 AM	3/18/2013 11:10:00 PM	Bis(2-chloroethyl)ether	n/a	<	0.27	µg/L	EPA 625	0.27	1	WKL	
ME-SCR	2012/13-4	Wet	3/8/2013 10:45:00 AM	3/18/2013 11:10:00 PM	Bis(2-chloroisopropyl)ether	n/a	<	0.38	µg/L	EPA 625	0.38	1	WKL	
ME-SCR	2012/13-4	Wet	3/8/2013 10:45:00 AM	3/26/2013 5:34:00 PM	Bis(2-ethylhexyl)adipate	n/a	<	0.1	µg/L	EPA 525.2	0.1	5	WKL	
ME-SCR	2012/13-4	Wet	3/8/2013 10:45:00 AM	3/26/2013 5:34:00 PM	Bis(2-ethylhexyl)phthalate	n/a	<	1.1	µg/L	EPA 525.2	1.1	3	WKL	
ME-SCR	2012/13-4	Wet	3/8/2013 10:45:00 AM	3/18/2013 11:10:00 PM	Butyl benzyl phthalate	n/a	DNQ	0.55	µg/L	EPA 625	0.18	1	WKL	
ME-SCR	2012/13-4	Wet	3/8/2013 10:45:00 AM	4/9/2013 7:34:00 PM	Chrysene	n/a	<	0.1	µg/L	EPA 8270Cm	0.1	0.1	WKL	
ME-SCR	2012/13-4	Wet	3/8/2013 10:45:00 AM	4/9/2013 7:34:00 PM	Dibenz(a,h)anthracene	n/a	<	0.1	µg/L	EPA 8270Cm	0.1	0.1	WKL	
ME-SCR	2012/13-4	Wet	3/8/2013 10:45:00 AM	3/18/2013 11:10:00 PM	Diethyl phthalate	n/a	DNQ	0.57	µg/L	EPA 625	0.15	1	WKL	
ME-SCR	2012/13-4	Wet	3/8/2013 10:45:00 AM	3/18/2013 11:10:00 PM	Dimethyl phthalate	n/a	<	0.18	µg/L	EPA 625	0.18	1	WKL	
ME-SCR	2012/13-4	Wet	3/8/2013 10:45:00 AM	3/18/2013 11:10:00 PM	Di-n-butylphthalate	n/a	DNQ	0.42	µg/L	EPA 625	0.24	1	WKL	
ME-SCR	2012/13-4	Wet	3/8/2013 10:45:00 AM	3/18/2013 11:10:00 PM	Di-n-octylphthalate	n/a	<	0.19	µg/L	EPA 625	0.19	1	WKL	
ME-SCR	2012/13-4	Wet	3/8/2013 10:45:00 AM	4/9/2013 7:34:00 PM	Fluoranthene	n/a	<	0.1	µg/L	EPA 8270Cm	0.1	0.1	WKL	
ME-SCR	2012/13-4	Wet	3/8/2013 10:45:00 AM	4/9/2013 7:34:00 PM	Fluorene	n/a	<	0.1	µg/L	EPA 8270Cm	0.1	0.1	WKL	
ME-SCR	2012/13-4	Wet	3/8/2013 10:45:00 AM	3/18/2013 11:10:00 PM	Hexachlorobenzene	n/a	<	0.49	µg/L	EPA 625	0.49	1	WKL	
ME-SCR	2012/13-4	Wet	3/8/2013 10:45:00 AM	3/18/2013 11:10:00 PM	Hexachlorobutadiene	n/a	<	0.47	µg/L	EPA 625	0.47	1	WKL	
ME-SCR	2012/13-4	Wet	3/8/2013 10:45:00 AM	3/18/2013 11:10:00 PM	Hexachlorocyclopentadiene	n/a	<	1.5	µg/L	EPA 625	1.5	5	WKL	
ME-SCR	2012/13-4	Wet	3/8/2013 10:45:00 AM	3/18/2013 11:10:00 PM	Hexachloroethane	n/a	<	0.52	µg/L	EPA 625	0.52	1	WKL	
ME-SCR	2012/13-4	Wet	3/8/2013 10:45:00 AM	4/9/2013 7:34:00 PM	Indeno(1,2,3-cd)pyrene	n/a	<	0.1	µg/L	EPA 8270Cm	0.1	0.1	WKL	
ME-SCR	2012/13-4	Wet	3/8/2013 10:45:00 AM	3/18/2013 11:10:00 PM	Isophorone	n/a	<	0.21	µg/L	EPA 625	0.21	1	WKL	
ME-SCR	2012/13-4	Wet	3/8/2013 10:45:00 AM	4/9/2013 7:34:00 PM	Naphthalene	n/a	<	0.1	µg/L	EPA 8270Cm	0.1	0.1	WKL	
ME-SCR	2012/13-4	Wet	3/8/2013 10:45:00 AM	3/18/2013 11:10:00 PM	Nitrobenzene	n/a	<	0.36	µg/L	EPA 625	0.36	1	WKL	
ME-SCR	2012/13-4	Wet	3/8/2013 10:45:00 AM	3/18/2013 11:10:00 PM	N-Nitrosodimethylamine	n/a	<	0.14	µg/L	EPA 625	0.14	1	WKL	
ME-SCR	2012/13-4	Wet	3/8/2013 10:45:00 AM	3/18/2013 11:10:00 PM	N-Nitrosodi-N-propylamine	n/a	<	0.26	µg/L	EPA 625	0.26	1	WKL	
ME-SCR	2012/13-4	Wet	3/8/2013 10:45:00 AM	3/18/2013 11:10:00 PM	N-Nitrosodiphenylamine	n/a	<	0.19	µg/L	EPA 625	0.19	1	WKL	
ME-SCR	2012/13-4	Wet	3/8/2013 10:45:00 AM	4/9/2013 7:34:00 PM	Phenanthrene	n/a	<	0.1	µg/L	EPA 8270Cm	0.1	0.1	WKL	
ME-SCR	2012/13-4	Wet	3/8/2013 10:45:00 AM	4/11/2013 2:04:00 AM	Phenol	n/a	<	0.35	µg/L	EPA 8270Cm	0.35	1	WKL	
ME-SCR	2012/13-4	Wet	3/8/2013 10:45:00 AM	4/9/2013 7:34:00 PM	Pyrene	n/a	<	0.1	µg/L	EPA 8270Cm	0.1	0.1	WKL	
ME-SCR	2012/13-4	Wet	3/8/2013 10:45:00 AM	3/24/2013 5:12:00 AM	PCB Aroclor 1016	n/a	<	0.05	µg/L	EPA 608	0.05	0.5	WKL	
ME-SCR	2012/13-4	Wet	3/8/2013 10:45:00 AM	3/24/2013 5:12:00 AM	PCB Aroclor 1221	n/a	<	0.06	µg/L	EPA 608	0.06	0.5	WKL	
ME-SCR	2012/13-4	Wet	3/8/2013 10:45:00 AM	3/24/2013 5:12:00 AM	PCB Aroclor 1232	n/a	<	0.15	µg/L	EPA 608	0.15	0.5	WKL	
ME-SCR	2012/13-4	Wet	3/8/2013 10:45:00 AM	3/24/2013 5:12:00 AM	PCB Aroclor 1242	n/a	<	0.07	µg/L	EPA 608	0.07	0.5	WKL	
ME-SCR	2012/13-4	Wet	3/8/2013 10:45:00 AM	3/24/2013 5:12:00 AM	PCB Aroclor 1248	n/a	<	0.06	µg/L	EPA 608	0.06	0.5	WKL	
ME-SCR	2012/13-4	Wet	3/8/2013 10:45:00 AM	3/24/2013 5:12:00 AM	PCB Aroclor 1254	n/a	<	0.04	µg/L	EPA 608	0.04	0.5	WKL	
ME-SCR	2012/13-4	Wet	3/8/2013 10:45:00 AM	3/24/2013 5:12:00 AM	PCB Aroclor 1260	n/a	<	0.04	µg/L	EPA 608	0.04	0.5	WKL	
ME-SCR	2012/13-4	Wet	3/8/2013 10:45:00 AM	3/21/2013 7:15:00 PM	2,4,5-T	n/a	<	0.07	µg/L	EPA 515.3	0.07	0.2	WKL	
ME-SCR	2012/13-4	Wet	3/8/2013 10:45:00 AM	3/21/2013 7:15:00 PM	2,4,5-TP	n/a	<	0.09	µg/L	EPA 515.3	0.09	0.2	WKL	
ME-SCR	2012/13-4	Wet	3/8/2013 10:45:00 AM	3/21/2013 7:15:00 PM	2,4-D	n/a	<	0.07	µg/L	EPA 515.3	0.07	0.4	WKL	
ME-SCR	2012/13-4	Wet	3/8/2013 10:45:00 AM	3/21/2013 7:15:00 PM	2,4-DB	n/a	<	0.07	µg/L	EPA 515.3	0.07	2	WKL	

Appendix G
Laboratory Environmental Analysis Results

Site ID	Event	Event Type	Sample Date	Analysis Date	Constituent	Fraction	Sign	Result	Units	Method	MDL	Reporting Limit	Analyzing Laboratory	Qualifier
ME-SCR	2012/13-4	Wet	3/8/2013 10:45:00 AM	3/21/2013 7:15:00 PM	3,5-Dichlorobenzoic acid	n/a	<	0.09	µg/L	EPA 515.3	0.09	1	WKL	
ME-SCR	2012/13-4	Wet	3/8/2013 10:45:00 AM	3/24/2013 5:12:00 AM	4,4'-DDD	n/a	<	0.003	µg/L	EPA 608	0.003	0.05	WKL	
ME-SCR	2012/13-4	Wet	3/8/2013 10:45:00 AM	3/24/2013 5:12:00 AM	4,4'-DDE	n/a	<	0.0025	µg/L	EPA 608	0.0025	0.05	WKL	
ME-SCR	2012/13-4	Wet	3/8/2013 10:45:00 AM	3/24/2013 5:12:00 AM	4,4'-DDT	n/a	<	0.0031	µg/L	EPA 608	0.0031	0.01	WKL	
ME-SCR	2012/13-4	Wet	3/8/2013 10:45:00 AM	3/21/2013 7:15:00 PM	Acifluorfen	n/a	<	0.06	µg/L	EPA 515.3	0.06	0.4	WKL	
ME-SCR	2012/13-4	Wet	3/8/2013 10:45:00 AM	3/26/2013 5:34:00 PM	Alachlor	n/a	<	0.022	µg/L	EPA 525.2	0.022	0.1	WKL	
ME-SCR	2012/13-4	Wet	3/8/2013 10:45:00 AM	3/24/2013 5:12:00 AM	Aldrin	n/a	<	0.0015	µg/L	EPA 608	0.0015	0.005	WKL	
ME-SCR	2012/13-4	Wet	3/8/2013 10:45:00 AM	3/24/2013 5:12:00 AM	alpha-BHC	n/a	<	0.0018	µg/L	EPA 608	0.0018	0.01	WKL	
ME-SCR	2012/13-4	Wet	3/8/2013 10:45:00 AM	3/24/2013 5:12:00 AM	alpha-Chlordane	n/a	<	0.0041	µg/L	EPA 608	0.0041	0.01	WKL	
ME-SCR	2012/13-4	Wet	3/8/2013 10:45:00 AM	3/26/2013 5:34:00 PM	Atrazine	n/a	<	0.034	µg/L	EPA 525.2	0.034	0.1	WKL	
ME-SCR	2012/13-4	Wet	3/8/2013 10:45:00 AM	4/12/2013 3:00:00 AM	Azinphos methyl	n/a	<	0.0055	µg/L	EPA 525.2	0.0055	0.01	WKL	LB-LCSR
ME-SCR	2012/13-4	Wet	3/8/2013 10:45:00 AM	3/21/2013 7:15:00 PM	Bentazon	n/a	<	0.11	µg/L	EPA 515.3	0.11	2	WKL	
ME-SCR	2012/13-4	Wet	3/8/2013 10:45:00 AM	3/24/2013 5:12:00 AM	beta-BHC	n/a	<	0.0031	µg/L	EPA 608	0.0031	0.005	WKL	
ME-SCR	2012/13-4	Wet	3/8/2013 10:45:00 AM	4/12/2013 3:00:00 AM	Bolstar	n/a	<	0.0046	µg/L	EPA 525.2	0.0046	0.01	WKL	
ME-SCR	2012/13-4	Wet	3/8/2013 10:45:00 AM	3/26/2013 5:34:00 PM	Bromacil	n/a	<	0.038	µg/L	EPA 525.2	0.038	1	WKL	
ME-SCR	2012/13-4	Wet	3/8/2013 10:45:00 AM	3/26/2013 5:34:00 PM	Butachlor	n/a	<	0.017	µg/L	EPA 525.2	0.017	0.2	WKL	
ME-SCR	2012/13-4	Wet	3/8/2013 10:45:00 AM	3/26/2013 5:34:00 PM	Captan	n/a	<	0.86	µg/L	EPA 525.2	0.86	1	WKL	
ME-SCR	2012/13-4	Wet	3/8/2013 10:45:00 AM	3/24/2013 5:12:00 AM	Chlordane (technical)	n/a	<	0.08	µg/L	EPA 608	0.08	0.1	WKL	
ME-SCR	2012/13-4	Wet	3/8/2013 10:45:00 AM	3/26/2013 5:34:00 PM	Chloropropham	n/a	<	0.01	µg/L	EPA 525.2	0.01	0.1	WKL	
ME-SCR	2012/13-4	Wet	3/8/2013 10:45:00 AM	4/12/2013 3:00:00 AM	Chlorpyrifos	n/a	<	0.0069	µg/L	EPA 525.2	0.0069	0.01	WKL	
ME-SCR	2012/13-4	Wet	3/8/2013 10:45:00 AM	4/12/2013 3:00:00 AM	Coumaphos	n/a	<	0.0051	µg/L	EPA 525.2	0.0051	0.01	WKL	
ME-SCR	2012/13-4	Wet	3/8/2013 10:45:00 AM	3/26/2013 5:34:00 PM	Cyanazine	n/a	<	0.024	µg/L	EPA 525.2	0.024	0.1	WKL	
ME-SCR	2012/13-4	Wet	3/8/2013 10:45:00 AM	3/21/2013 7:15:00 PM	Dalapon	n/a	<	0.1	µg/L	EPA 515.3	0.1	0.4	WKL	
ME-SCR	2012/13-4	Wet	3/8/2013 10:45:00 AM	3/21/2013 7:15:00 PM	DCPA (Dacthal)	n/a	=	0.18	µg/L	EPA 515.3	0.07	0.1	WKL	
ME-SCR	2012/13-4	Wet	3/8/2013 10:45:00 AM	3/24/2013 5:12:00 AM	delta-BHC	n/a	<	0.0025	µg/L	EPA 608	0.0025	0.005	WKL	
ME-SCR	2012/13-4	Wet	3/8/2013 10:45:00 AM	4/12/2013 3:00:00 AM	Demeton-O	n/a	<	0.01	µg/L	EPA 525.2	0.01	0.01	WKL	
ME-SCR	2012/13-4	Wet	3/8/2013 10:45:00 AM	4/12/2013 3:00:00 AM	Demeton-S	n/a	<	0.01	µg/L	EPA 525.2	0.01	0.01	WKL	
ME-SCR	2012/13-4	Wet	3/8/2013 10:45:00 AM	4/12/2013 3:00:00 AM	Diazinon	n/a	<	0.0052	µg/L	EPA 525.2	0.0052	0.01	WKL	
ME-SCR	2012/13-4	Wet	3/8/2013 10:45:00 AM	3/21/2013 7:15:00 PM	Dicamba	n/a	<	0.12	µg/L	EPA 515.3	0.12	0.6	WKL	
ME-SCR	2012/13-4	Wet	3/8/2013 10:45:00 AM	3/21/2013 7:15:00 PM	Dichlorprop	n/a	<	0.08	µg/L	EPA 515.3	0.08	0.3	WKL	
ME-SCR	2012/13-4	Wet	3/8/2013 10:45:00 AM	4/12/2013 3:00:00 AM	Dichlorvos	n/a	<	0.0029	µg/L	EPA 525.2	0.0029	0.01	WKL	
ME-SCR	2012/13-4	Wet	3/8/2013 10:45:00 AM	3/24/2013 5:12:00 AM	Dieldrin	n/a	<	0.0021	µg/L	EPA 608	0.0021	0.01	WKL	
ME-SCR	2012/13-4	Wet	3/8/2013 10:45:00 AM	4/12/2013 3:00:00 AM	Dimethoate	n/a	<	0.0062	µg/L	EPA 525.2	0.0062	0.01	WKL	
ME-SCR	2012/13-4	Wet	3/8/2013 10:45:00 AM	3/21/2013 7:15:00 PM	Dinoseb	n/a	<	0.14	µg/L	EPA 515.3	0.14	0.4	WKL	
ME-SCR	2012/13-4	Wet	3/8/2013 10:45:00 AM	3/26/2013 5:34:00 PM	Diphenamid	n/a	<	0.024	µg/L	EPA 525.2	0.024	0.1	WKL	
ME-SCR	2012/13-4	Wet	3/8/2013 10:45:00 AM	4/12/2013 3:00:00 AM	Disulfoton	n/a	<	0.01	µg/L	EPA 525.2	0.01	0.01	WKL	
ME-SCR	2012/13-4	Wet	3/8/2013 10:45:00 AM	3/24/2013 5:12:00 AM	Endosulfan I	n/a	<	0.0017	µg/L	EPA 608	0.0017	0.02	WKL	
ME-SCR	2012/13-4	Wet	3/8/2013 10:45:00 AM	3/24/2013 5:12:00 AM	Endosulfan II	n/a	<	0.0019	µg/L	EPA 608	0.0019	0.01	WKL	
ME-SCR	2012/13-4	Wet	3/8/2013 10:45:00 AM	3/24/2013 5:12:00 AM	Endosulfan sulfate	n/a	<	0.008	µg/L	EPA 608	0.008	0.05	WKL	
ME-SCR	2012/13-4	Wet	3/8/2013 10:45:00 AM	3/24/2013 5:12:00 AM	Endrin	n/a	<	0.0028	µg/L	EPA 608	0.0028	0.01	WKL	
ME-SCR	2012/13-4	Wet	3/8/2013 10:45:00 AM	3/24/2013 5:12:00 AM	Endrin aldehyde	n/a	<	0.003	µg/L	EPA 608	0.003	0.01	WKL	
ME-SCR	2012/13-4	Wet	3/8/2013 10:45:00 AM	3/26/2013 5:34:00 PM	EPTC	n/a	<	0.017	µg/L	EPA 525.2	0.017	1	WKL	
ME-SCR	2012/13-4	Wet	3/8/2013 10:45:00 AM	4/12/2013 3:00:00 AM	Ethoprop	n/a	<	0.0067	µg/L	EPA 525.2	0.0067	0.01	WKL	
ME-SCR	2012/13-4	Wet	3/8/2013 10:45:00 AM	4/12/2013 3:00:00 AM	Ethyl parathion	n/a	<	0.0054	µg/L	EPA 525.2	0.0054	0.01	WKL	
ME-SCR	2012/13-4	Wet	3/8/2013 10:45:00 AM	4/12/2013 3:00:00 AM	Fensulfothion	n/a	<	0.0029	µg/L	EPA 525.2	0.0029	0.01	WKL	
ME-SCR	2012/13-4	Wet	3/8/2013 10:45:00 AM	4/12/2013 3:00:00 AM	Fenthion	n/a	<	0.0038	µg/L	EPA 525.2	0.0038	0.01	WKL	
ME-SCR	2012/13-4	Wet	3/8/2013 10:45:00 AM	3/24/2013 5:12:00 AM	gamma-BHC (Lindane)	n/a	<	0.0021	µg/L	EPA 608	0.0021	0.02	WKL	
ME-SCR	2012/13-4	Wet	3/8/2013 10:45:00 AM	3/24/2013 5:12:00 AM	gamma-Chlordane	n/a	<	0.0044	µg/L	EPA 608	0.0044	0.01	WKL	

Appendix G
Laboratory Environmental Analysis Results

Site ID	Event	Event Type	Sample Date	Analysis Date	Constituent	Fraction	Sign	Result	Units	Method	MDL	Reporting Limit	Analyzing Laboratory	Qualifier
ME-SCR	2012/13-4	Wet	3/8/2013 10:45:00 AM	3/12/2013 4:53:00 PM	Glyphosate	n/a	<	1.8	µg/L	EPA 547	1.8	5	WKL	
ME-SCR	2012/13-4	Wet	3/8/2013 10:45:00 AM	3/24/2013 5:12:00 AM	Heptachlor	n/a	<	0.0017	µg/L	EPA 608	0.0017	0.01	WKL	
ME-SCR	2012/13-4	Wet	3/8/2013 10:45:00 AM	3/24/2013 5:12:00 AM	Heptachlor epoxide	n/a	<	0.0019	µg/L	EPA 608	0.0019	0.01	WKL	
ME-SCR	2012/13-4	Wet	3/8/2013 10:45:00 AM	4/12/2013 3:00:00 AM	Malathion	n/a	<	0.0076	µg/L	EPA 525.2	0.0076	0.01	WKL	
ME-SCR	2012/13-4	Wet	3/8/2013 10:45:00 AM	4/12/2013 3:00:00 AM	Merphos	n/a	<	0.0058	µg/L	EPA 525.2	0.0058	0.01	WKL	
ME-SCR	2012/13-4	Wet	3/8/2013 10:45:00 AM	3/24/2013 5:12:00 AM	Methoxychlor	n/a	<	0.0054	µg/L	EPA 608	0.0054	0.02	WKL	
ME-SCR	2012/13-4	Wet	3/8/2013 10:45:00 AM	4/12/2013 3:00:00 AM	Methyl parathion	n/a	<	0.0063	µg/L	EPA 525.2	0.0063	0.01	WKL	
ME-SCR	2012/13-4	Wet	3/8/2013 10:45:00 AM	3/26/2013 5:34:00 PM	Metolachlor	n/a	<	0.012	µg/L	EPA 525.2	0.012	0.1	WKL	
ME-SCR	2012/13-4	Wet	3/8/2013 10:45:00 AM	3/26/2013 5:34:00 PM	Metribuzin	n/a	<	0.015	µg/L	EPA 525.2	0.015	0.1	WKL	
ME-SCR	2012/13-4	Wet	3/8/2013 10:45:00 AM	4/12/2013 3:00:00 AM	Mevinphos	n/a	<	0.0042	µg/L	EPA 525.2	0.0042	0.01	WKL	
ME-SCR	2012/13-4	Wet	3/8/2013 10:45:00 AM	3/26/2013 5:34:00 PM	Molinate	n/a	<	0.039	µg/L	EPA 525.2	0.039	0.1	WKL	
ME-SCR	2012/13-4	Wet	3/8/2013 10:45:00 AM	4/12/2013 3:00:00 AM	Naled	n/a	<	0.0076	µg/L	EPA 525.2	0.0076	0.01	WKL	
ME-SCR	2012/13-4	Wet	3/8/2013 10:45:00 AM	3/21/2013 7:15:00 PM	Pentachlorophenol	n/a	<	0.04	µg/L	EPA 515.3	0.04	0.2	WKL	
ME-SCR	2012/13-4	Wet	3/8/2013 10:45:00 AM	4/12/2013 3:00:00 AM	Phorate	n/a	<	0.003	µg/L	EPA 525.2	0.003	0.01	WKL	
ME-SCR	2012/13-4	Wet	3/8/2013 10:45:00 AM	3/21/2013 7:15:00 PM	Picloram	n/a	<	0.05	µg/L	EPA 515.3	0.05	0.6	WKL	
ME-SCR	2012/13-4	Wet	3/8/2013 10:45:00 AM	3/26/2013 5:34:00 PM	Prometon	n/a	<	0.024	µg/L	EPA 525.2	0.024	0.2	WKL	
ME-SCR	2012/13-4	Wet	3/8/2013 10:45:00 AM	3/26/2013 5:34:00 PM	Prometryn	n/a	<	0.036	µg/L	EPA 525.2	0.036	0.1	WKL	
ME-SCR	2012/13-4	Wet	3/8/2013 10:45:00 AM	4/12/2013 3:00:00 AM	Ronnel (Fenchlorphos)	n/a	<	0.0041	µg/L	EPA 525.2	0.0041	0.01	WKL	
ME-SCR	2012/13-4	Wet	3/8/2013 10:45:00 AM	3/26/2013 5:34:00 PM	Simazine	n/a	=	0.42	µg/L	EPA 525.2	0.015	0.1	WKL	
ME-SCR	2012/13-4	Wet	3/8/2013 10:45:00 AM	4/12/2013 3:00:00 AM	Stirophos (Tetrachlorvinphos)	n/a	<	0.0031	µg/L	EPA 525.2	0.0031	0.01	WKL	
ME-SCR	2012/13-4	Wet	3/8/2013 10:45:00 AM	3/26/2013 5:34:00 PM	Terbacil	n/a	<	0.55	µg/L	EPA 525.2	0.55	2	WKL	
ME-SCR	2012/13-4	Wet	3/8/2013 10:45:00 AM	3/26/2013 5:34:00 PM	Thiobencarb	n/a	<	0.025	µg/L	EPA 525.2	0.025	0.2	WKL	
ME-SCR	2012/13-4	Wet	3/8/2013 10:45:00 AM	4/12/2013 3:00:00 AM	Tokuthion	n/a	<	0.0078	µg/L	EPA 525.2	0.0078	0.01	WKL	
ME-SCR	2012/13-4	Wet	3/8/2013 10:45:00 AM	3/24/2013 5:12:00 AM	Toxaphene	n/a	<	0.12	µg/L	EPA 608	0.12	0.5	WKL	
ME-SCR	2012/13-4	Wet	3/8/2013 10:45:00 AM	4/12/2013 3:00:00 AM	Trichloronate	n/a	<	0.0067	µg/L	EPA 525.2	0.0067	0.01	WKL	
ME-SCR	2012/13-4	Wet	3/8/2013 10:45:00 AM	3/26/2013 5:34:00 PM	Trithion	n/a	<	0.012	µg/L	EPA 525.2	0.012	0.1	WKL	
ME-SCR	2012/13-5	Dry	4/23/2013 11:25:00 AM	5/7/2013 7:06:00 AM	Chloride	n/a	=	86	mg/L	EPA 300.0	0.2	1	WKL	D
ME-SCR	2012/13-5	Dry	4/23/2013 11:25:00 AM	5/7/2013 7:06:00 AM	Fluoride	n/a	=	0.63	mg/L	EPA 300.0	0.04	0.2	WKL	D
ME-SCR	2012/13-5	Dry	4/23/2013 11:25:00 AM	5/1/2013 4:45:00 PM	Perchlorate	n/a	<	0.95	µg/L	EPA 314.0	0.95	2	WKL	
ME-SCR	2012/13-5	Dry	4/23/2013 11:25:00 AM	4/24/2013 9:58:00 AM	E. Coli	n/a	=	110	MPN/100 mL	MMO-MUG	10	10	VCHCA	
ME-SCR	2012/13-5	Dry	4/23/2013 11:25:00 AM	4/24/2013 3:00:00 PM	Enterococcus	n/a	=	31	MPN/100 mL	Enterolert	10	10	VCHCA	
ME-SCR	2012/13-5	Dry	4/23/2013 11:25:00 AM	4/26/2013 1:00:00 PM	Fecal Coliform	n/a	=	300	MPN/100 mL	SM 9221 E	2	2	VCHCA	
ME-SCR	2012/13-5	Dry	4/23/2013 11:25:00 AM	4/24/2013 9:58:00 AM	Total Coliform	n/a	=	10462	MPN/100 mL	MMO-MUG	10	10	VCHCA	
ME-SCR	2012/13-5	Dry	4/23/2013 11:25:00 AM	5/6/2013 5:08:00 PM	Calcium	Total	=	157	mg/L	EPA 200.7	0.016	0.1	WKL	
ME-SCR	2012/13-5	Dry	4/23/2013 11:25:00 AM	5/6/2013 5:08:00 PM	Magnesium	Total	=	65.2	mg/L	EPA 200.7	0.012	0.1	WKL	
ME-SCR	2012/13-5	Dry	4/23/2013 11:25:00 AM	5/1/2013 4:26:00 PM	Alkalinity as CaCO3	n/a	=	240	mg/L	SM 2320 B	0.56	10	WKL	
ME-SCR	2012/13-5	Dry	4/23/2013 11:25:00 AM	4/29/2013 5:45:00 PM	BOD	n/a	DNQ	1.7	mg/L	SM 5210 B	0.1	2	WKL	
ME-SCR	2012/13-5	Dry	4/23/2013 11:25:00 AM	4/27/2013 1:07:00 PM	COD	n/a	=	6.5	mg/L	EPA 410.4	0.73	5	WKL	
ME-SCR	2012/13-5	Dry	4/23/2013 11:25:00 AM	4/23/2013 11:25:00 AM	Conductivity	n/a	=	1487	µmhos/cm	Field Meter	-88	1	Field Crew	
ME-SCR	2012/13-5	Dry	4/23/2013 11:25:00 AM	5/7/2013 10:41:00 AM	Cyanide	Total	<	0.0027	mg/L	EPA 335.4	0.0027	0.005	WKL	
ME-SCR	2012/13-5	Dry	4/23/2013 11:25:00 AM	4/23/2013 11:25:00 AM	DO	n/a	=	11.72	mg/L	Field Meter	-88	0.3	Field Crew	
ME-SCR	2012/13-5	Dry	4/23/2013 11:25:00 AM	4/23/2013 11:25:00 AM	DO	n/a	=	124.4	%	Field Meter	-88	0.1	Field Crew	
ME-SCR	2012/13-5	Dry	4/23/2013 11:25:00 AM	5/6/2013 5:08:00 PM	Hardness as CaCO3	Total	=	660	mg/L	EPA 200.7	0.0894	0.662	WKL	
ME-SCR	2012/13-5	Dry	4/23/2013 11:25:00 AM	4/24/2013 8:29:00 PM	MBAS	n/a	<	0.019	mg/L	SM 5540 C	0.019	0.05	WKL	
ME-SCR	2012/13-5	Dry	4/23/2013 11:25:00 AM	4/23/2013 11:25:00 AM	pH	n/a	=	8.17	pH Units	Field Meter	-88	0.01	Field Crew	
ME-SCR	2012/13-5	Dry	4/23/2013 11:25:00 AM	4/26/2013 12:35:00 PM	Phenolics	n/a	<	0.0042	mg/L	EPA 420.4	0.0042	0.01	WKL	
ME-SCR	2012/13-5	Dry	4/23/2013 11:25:00 AM	4/23/2013 11:25:00 AM	Salinity	n/a	=	900	mg/L	Field Meter	-88	100	Field Crew	
ME-SCR	2012/13-5	Dry	4/23/2013 11:25:00 AM	4/23/2013 11:25:00 AM	Specific Conductance	n/a	=	1716	µmhos/cm	Field Meter	-88	1	Field Crew	

Appendix G
Laboratory Environmental Analysis Results

Site ID	Event	Event Type	Sample Date	Analysis Date	Constituent	Fraction	Sign	Result	Units	Method	MDL	Reporting Limit	Analyzing Laboratory	Qualifier
ME-SCR	2012/13-5	Dry	4/23/2013 11:25:00 AM	5/3/2013 11:25:00 AM	Specific Conductance	n/a	=	1900	µmhos/cm	SM 2510 B	0.47	4	WKL	D
ME-SCR	2012/13-5	Dry	4/23/2013 11:25:00 AM	4/23/2013 11:25:00 AM	Temperature	n/a	=	18	°C	Field Meter	-88	0.1	Field Crew	
ME-SCR	2012/13-5	Dry	4/23/2013 11:25:00 AM	4/29/2013 8:30:00 PM	Total Dissolved Solids	n/a	=	1200	mg/L	SM 2540 C	4	10	WKL	
ME-SCR	2012/13-5	Dry	4/23/2013 11:25:00 AM	4/29/2013 1:45:00 PM	Total Organic Carbon	n/a	=	2.1	mg/L	SM 5310 C	0.009	0.3	WKL	
ME-SCR	2012/13-5	Dry	4/23/2013 11:25:00 AM	4/29/2013 8:30:00 PM	Total Suspended Solids	n/a	=	7	mg/L	SM 2540 D	5	5	WKL	
ME-SCR	2012/13-5	Dry	4/23/2013 11:25:00 AM	4/24/2013 5:52:00 PM	Turbidity	n/a	=	3.2	NTU	EPA 180.1	0.024	0.1	WKL	
ME-SCR	2012/13-5	Dry	4/23/2013 11:25:00 AM	4/29/2013 8:30:00 PM	Volatile Suspended Solids	n/a	<	3.1	mg/L	EPA 160.4	3.1	5	WKL	
ME-SCR	2012/13-5	Dry	4/23/2013 11:25:00 AM	4/25/2013 5:01:00 PM	Oil and Grease	n/a	<	1.3	mg/L	EPA 1664A	1.3	5	WKL	
ME-SCR	2012/13-5	Dry	4/23/2013 11:25:00 AM	4/25/2013 5:01:00 PM	TPH	n/a	<	1.9	mg/L	EPA 1664A	1.9	5	WKL	
ME-SCR	2012/13-5	Dry	4/23/2013 11:25:00 AM	5/7/2013 4:24:00 AM	Aluminum	Dissolved	<	2.1	µg/L	EPA 200.8	2.1	5	WKL	
ME-SCR	2012/13-5	Dry	4/23/2013 11:25:00 AM	5/7/2013 4:32:00 AM	Aluminum	Total	=	45	µg/L	EPA 200.8	2.1	5	WKL	
ME-SCR	2012/13-5	Dry	4/23/2013 11:25:00 AM	5/7/2013 4:24:00 AM	Antimony	Dissolved	DNQ	0.21	µg/L	EPA 200.8	0.034	0.5	WKL	
ME-SCR	2012/13-5	Dry	4/23/2013 11:25:00 AM	5/7/2013 4:32:00 AM	Antimony	Total	DNQ	0.21	µg/L	EPA 200.8	0.034	0.5	WKL	
ME-SCR	2012/13-5	Dry	4/23/2013 11:25:00 AM	5/7/2013 4:24:00 AM	Arsenic	Dissolved	=	0.73	µg/L	EPA 200.8	0.13	0.4	WKL	
ME-SCR	2012/13-5	Dry	4/23/2013 11:25:00 AM	5/7/2013 4:32:00 AM	Arsenic	Total	=	0.79	µg/L	EPA 200.8	0.13	0.4	WKL	
ME-SCR	2012/13-5	Dry	4/23/2013 11:25:00 AM	5/7/2013 4:32:00 AM	Barium	Total	=	33	µg/L	EPA 200.8	0.097	0.5	WKL	
ME-SCR	2012/13-5	Dry	4/23/2013 11:25:00 AM	5/7/2013 4:07:00 PM	Beryllium	Dissolved	<	0.015	µg/L	EPA 200.8	0.015	0.1	WKL	
ME-SCR	2012/13-5	Dry	4/23/2013 11:25:00 AM	5/7/2013 4:11:00 PM	Beryllium	Total	<	0.015	µg/L	EPA 200.8	0.015	0.1	WKL	
ME-SCR	2012/13-5	Dry	4/23/2013 11:25:00 AM	5/7/2013 4:24:00 AM	Cadmium	Dissolved	DNQ	0.03	µg/L	EPA 200.8	0.017	0.1	WKL	
ME-SCR	2012/13-5	Dry	4/23/2013 11:25:00 AM	5/7/2013 4:32:00 AM	Cadmium	Total	DNQ	0.03	µg/L	EPA 200.8	0.017	0.1	WKL	
ME-SCR	2012/13-5	Dry	4/23/2013 11:25:00 AM	5/7/2013 4:24:00 AM	Chromium	Dissolved	DNQ	0.04	µg/L	EPA 200.8	0.024	0.2	WKL	
ME-SCR	2012/13-5	Dry	4/23/2013 11:25:00 AM	5/7/2013 4:32:00 AM	Chromium	Total	DNQ	0.12	µg/L	EPA 200.8	0.024	0.2	WKL	
ME-SCR	2012/13-5	Dry	4/23/2013 11:25:00 AM	4/25/2013 12:19:00 PM	Chromium VI	n/a	DNQ	0.021	µg/L	EPA 218.6	0.0059	0.3	WKL	
ME-SCR	2012/13-5	Dry	4/23/2013 11:25:00 AM	5/7/2013 4:24:00 AM	Copper	Dissolved	=	1	µg/L	EPA 200.8	0.036	0.5	WKL	
ME-SCR	2012/13-5	Dry	4/23/2013 11:25:00 AM	5/7/2013 4:32:00 AM	Copper	Total	=	1.4	µg/L	EPA 200.8	0.036	0.5	WKL	
ME-SCR	2012/13-5	Dry	4/23/2013 11:25:00 AM	5/6/2013 5:05:00 PM	Iron	Dissolved	<	1.1	µg/L	EPA 200.7	1.1	10	WKL	
ME-SCR	2012/13-5	Dry	4/23/2013 11:25:00 AM	5/6/2013 5:08:00 PM	Iron	Total	=	91	µg/L	EPA 200.7	1.1	10	WKL	
ME-SCR	2012/13-5	Dry	4/23/2013 11:25:00 AM	5/7/2013 4:24:00 AM	Lead	Dissolved	<	0.024	µg/L	EPA 200.8	0.024	0.2	WKL	
ME-SCR	2012/13-5	Dry	4/23/2013 11:25:00 AM	5/7/2013 4:32:00 AM	Lead	Total	DNQ	0.03	µg/L	EPA 200.8	0.024	0.2	WKL	
ME-SCR	2012/13-5	Dry	4/23/2013 11:25:00 AM	5/1/2013 4:22:00 PM	Mercury	Dissolved	DNQ	7	ng/L	EPA 245.1	3.9	50	WKL	
ME-SCR	2012/13-5	Dry	4/23/2013 11:25:00 AM	5/1/2013 4:22:00 PM	Mercury	Total	DNQ	8	ng/L	EPA 245.1	3.9	50	WKL	
ME-SCR	2012/13-5	Dry	4/23/2013 11:25:00 AM	5/7/2013 4:24:00 AM	Nickel	Dissolved	=	1.4	µg/L	EPA 200.8	0.091	0.8	WKL	
ME-SCR	2012/13-5	Dry	4/23/2013 11:25:00 AM	5/7/2013 4:32:00 AM	Nickel	Total	=	1.6	µg/L	EPA 200.8	0.091	0.8	WKL	
ME-SCR	2012/13-5	Dry	4/23/2013 11:25:00 AM	5/7/2013 4:07:00 PM	Selenium	Dissolved	=	4.8	µg/L	EPA 200.8	0.081	0.4	WKL	
ME-SCR	2012/13-5	Dry	4/23/2013 11:25:00 AM	5/7/2013 4:11:00 PM	Selenium	Total	=	5.2	µg/L	EPA 200.8	0.081	0.4	WKL	
ME-SCR	2012/13-5	Dry	4/23/2013 11:25:00 AM	5/7/2013 4:24:00 AM	Silver	Dissolved	<	0.012	µg/L	EPA 200.8	0.012	0.2	WKL	
ME-SCR	2012/13-5	Dry	4/23/2013 11:25:00 AM	5/7/2013 4:32:00 AM	Silver	Total	<	0.012	µg/L	EPA 200.8	0.012	0.2	WKL	
ME-SCR	2012/13-5	Dry	4/23/2013 11:25:00 AM	5/7/2013 4:24:00 AM	Thallium	Dissolved	<	0.034	µg/L	EPA 200.8	0.034	0.2	WKL	
ME-SCR	2012/13-5	Dry	4/23/2013 11:25:00 AM	5/7/2013 4:32:00 AM	Thallium	Total	<	0.034	µg/L	EPA 200.8	0.034	0.2	WKL	
ME-SCR	2012/13-5	Dry	4/23/2013 11:25:00 AM	5/7/2013 4:24:00 AM	Zinc	Dissolved	DNQ	1.4	µg/L	EPA 200.8	0.5	5	WKL	
ME-SCR	2012/13-5	Dry	4/23/2013 11:25:00 AM	5/7/2013 4:32:00 AM	Zinc	Total	DNQ	1	µg/L	EPA 200.8	0.5	5	WKL	
ME-SCR	2012/13-5	Dry	4/23/2013 11:25:00 AM	5/9/2013 4:33:00 PM	Ammonia as N	n/a	<	0.048	mg/L	EPA 350.1	0.048	0.1	WKL	
ME-SCR	2012/13-5	Dry	4/23/2013 11:25:00 AM	4/24/2013 12:20:00 PM	Nitrate + Nitrite as N	n/a	=	1.4	mg/L	EPA 353.2	0.01	0.1	WKL	
ME-SCR	2012/13-5	Dry	4/23/2013 11:25:00 AM	5/20/2013 7:30:00 PM	Phosphorus as P	Dissolved	=	0.011	mg/L	EPA 365.1	0.0014	0.01	WKL	
ME-SCR	2012/13-5	Dry	4/23/2013 11:25:00 AM	5/8/2013 11:29:00 PM	Phosphorus as P	Total	=	0.018	mg/L	EPA 365.1	0.0014	0.01	WKL	
ME-SCR	2012/13-5	Dry	4/23/2013 11:25:00 AM	5/6/2013 12:05:00 PM	TKN	n/a	DNQ	0.057	mg/L	EPA 351.2	0.05	0.1	WKL	
ME-SCR	2012/13-5	Dry	4/23/2013 11:25:00 AM	5/6/2013 11:51:00 PM	1,2,4-Trichlorobenzene	n/a	<	0.55	µg/L	EPA 625	0.55	1	WKL	
ME-SCR	2012/13-5	Dry	4/23/2013 11:25:00 AM	5/6/2013 11:51:00 PM	1,2-Dichlorobenzene	n/a	<	0.57	µg/L	EPA 625	0.57	1	WKL	

Appendix G
Laboratory Environmental Analysis Results

Site ID	Event	Event Type	Sample Date	Analysis Date	Constituent	Fraction	Sign	Result	Units	Method	MDL	Reporting Limit	Analyzing Laboratory	Qualifier
ME-SCR	2012/13-5	Dry	4/23/2013 11:25:00 AM	5/6/2013 11:51:00 PM	1,2-Diphenylhydrazine	n/a	<	0.25	µg/L	EPA 625	0.25	1	WKL	
ME-SCR	2012/13-5	Dry	4/23/2013 11:25:00 AM	5/6/2013 11:51:00 PM	1,3-Dichlorobenzene	n/a	<	0.53	µg/L	EPA 625	0.53	1	WKL	EST-LCSRPD
ME-SCR	2012/13-5	Dry	4/23/2013 11:25:00 AM	5/6/2013 11:51:00 PM	1,4-Dichlorobenzene	n/a	<	0.55	µg/L	EPA 625	0.55	1	WKL	EST-LCSRPD
ME-SCR	2012/13-5	Dry	4/23/2013 11:25:00 AM	5/11/2013 6:05:00 AM	1-Methylnaphthalene	n/a	<	0.1	µg/L	EPA 8270Cm	0.1	0.1	WKL	
ME-SCR	2012/13-5	Dry	4/23/2013 11:25:00 AM	5/10/2013 5:18:00 PM	2,4,5-Trichlorophenol	n/a	<	0.29	µg/L	EPA 8270Cm	0.29	1	WKL	
ME-SCR	2012/13-5	Dry	4/23/2013 11:25:00 AM	5/10/2013 5:18:00 PM	2,4,6-Trichlorophenol	n/a	<	0.3	µg/L	EPA 8270Cm	0.3	1	WKL	
ME-SCR	2012/13-5	Dry	4/23/2013 11:25:00 AM	5/10/2013 5:18:00 PM	2,4-Dichlorophenol	n/a	<	0.51	µg/L	EPA 8270Cm	0.51	1	WKL	
ME-SCR	2012/13-5	Dry	4/23/2013 11:25:00 AM	5/10/2013 5:18:00 PM	2,4-Dimethylphenol	n/a	<	1	µg/L	EPA 8270Cm	1	2	WKL	
ME-SCR	2012/13-5	Dry	4/23/2013 11:25:00 AM	5/10/2013 5:18:00 PM	2,4-Dinitrophenol	n/a	<	1	µg/L	EPA 8270Cm	1	2	WKL	EST-LCSRPD
ME-SCR	2012/13-5	Dry	4/23/2013 11:25:00 AM	5/6/2013 11:51:00 PM	2,4-Dinitrotoluene	n/a	<	0.18	µg/L	EPA 625	0.18	1	WKL	
ME-SCR	2012/13-5	Dry	4/23/2013 11:25:00 AM	5/6/2013 11:51:00 PM	2,6-Dinitrotoluene	n/a	<	0.27	µg/L	EPA 625	0.27	1	WKL	
ME-SCR	2012/13-5	Dry	4/23/2013 11:25:00 AM	4/25/2013 8:04:00 AM	2-Chloroethyl vinyl ether	n/a	<	0.28	µg/L	EPA 624	0.28	1	WKL	
ME-SCR	2012/13-5	Dry	4/23/2013 11:25:00 AM	5/6/2013 11:51:00 PM	2-Chloronaphthalene	n/a	<	0.45	µg/L	EPA 625	0.45	1	WKL	
ME-SCR	2012/13-5	Dry	4/23/2013 11:25:00 AM	5/10/2013 5:18:00 PM	2-Chlorophenol	n/a	<	0.65	µg/L	EPA 8270Cm	0.65	1	WKL	
ME-SCR	2012/13-5	Dry	4/23/2013 11:25:00 AM	5/11/2013 6:05:00 AM	2-Methylnaphthalene	n/a	<	0.1	µg/L	EPA 8270Cm	0.1	0.1	WKL	
ME-SCR	2012/13-5	Dry	4/23/2013 11:25:00 AM	5/10/2013 5:18:00 PM	2-Methylphenol	n/a	<	0.34	µg/L	EPA 8270Cm	0.34	1	WKL	
ME-SCR	2012/13-5	Dry	4/23/2013 11:25:00 AM	5/10/2013 5:18:00 PM	2-Nitrophenol	n/a	<	0.71	µg/L	EPA 8270Cm	0.71	1	WKL	
ME-SCR	2012/13-5	Dry	4/23/2013 11:25:00 AM	5/6/2013 11:51:00 PM	3,3'-Dichlorobenzidine	n/a	<	1.2	µg/L	EPA 625	1.2	5	WKL	
ME-SCR	2012/13-5	Dry	4/23/2013 11:25:00 AM	5/10/2013 5:18:00 PM	3-/4-Methylphenol	n/a	<	0.3	µg/L	EPA 8270Cm	0.3	1	WKL	
ME-SCR	2012/13-5	Dry	4/23/2013 11:25:00 AM	5/10/2013 5:18:00 PM	4,6-Dinitro-2-methylphenol	n/a	<	0.14	µg/L	EPA 8270Cm	0.14	1	WKL	
ME-SCR	2012/13-5	Dry	4/23/2013 11:25:00 AM	5/6/2013 11:51:00 PM	4-Bromophenyl phenyl ether	n/a	<	0.36	µg/L	EPA 625	0.36	1	WKL	
ME-SCR	2012/13-5	Dry	4/23/2013 11:25:00 AM	5/10/2013 5:18:00 PM	4-Chloro-3-methylphenol	n/a	<	0.37	µg/L	EPA 8270Cm	0.37	1	WKL	
ME-SCR	2012/13-5	Dry	4/23/2013 11:25:00 AM	5/6/2013 11:51:00 PM	4-Chlorophenyl phenyl ether	n/a	<	0.41	µg/L	EPA 625	0.41	1	WKL	
ME-SCR	2012/13-5	Dry	4/23/2013 11:25:00 AM	5/10/2013 5:18:00 PM	4-Nitrophenol	n/a	<	1	µg/L	EPA 8270Cm	1	2	WKL	
ME-SCR	2012/13-5	Dry	4/23/2013 11:25:00 AM	5/11/2013 6:05:00 AM	Acenaphthene	n/a	<	0.1	µg/L	EPA 8270Cm	0.1	0.1	WKL	
ME-SCR	2012/13-5	Dry	4/23/2013 11:25:00 AM	5/11/2013 6:05:00 AM	Acenaphthylene	n/a	<	0.1	µg/L	EPA 8270Cm	0.1	0.1	WKL	
ME-SCR	2012/13-5	Dry	4/23/2013 11:25:00 AM	5/11/2013 6:05:00 AM	Anthracene	n/a	<	0.1	µg/L	EPA 8270Cm	0.1	0.1	WKL	
ME-SCR	2012/13-5	Dry	4/23/2013 11:25:00 AM	5/11/2013 6:05:00 AM	Benz(a)anthracene	n/a	<	0.1	µg/L	EPA 8270Cm	0.1	0.1	WKL	
ME-SCR	2012/13-5	Dry	4/23/2013 11:25:00 AM	5/6/2013 11:51:00 PM	Benzidine	n/a	<	3.7	µg/L	EPA 625	3.7	10	WKL	
ME-SCR	2012/13-5	Dry	4/23/2013 11:25:00 AM	5/1/2013 7:09:00 PM	Benzo(a)pyrene	n/a	<	0.07	µg/L	EPA 525.2	0.07	0.1	WKL	
ME-SCR	2012/13-5	Dry	4/23/2013 11:25:00 AM	5/11/2013 6:05:00 AM	Benzo(b)fluoranthene	n/a	<	0.1	µg/L	EPA 8270Cm	0.1	0.1	WKL	
ME-SCR	2012/13-5	Dry	4/23/2013 11:25:00 AM	5/11/2013 6:05:00 AM	Benzo(g,h,i)perylene	n/a	<	0.1	µg/L	EPA 8270Cm	0.1	0.1	WKL	
ME-SCR	2012/13-5	Dry	4/23/2013 11:25:00 AM	5/11/2013 6:05:00 AM	Benzo(k)fluoranthene	n/a	<	0.1	µg/L	EPA 8270Cm	0.1	0.1	WKL	
ME-SCR	2012/13-5	Dry	4/23/2013 11:25:00 AM	5/6/2013 11:51:00 PM	Bis(2-chloroethoxy)methane	n/a	<	0.25	µg/L	EPA 625	0.25	1	WKL	
ME-SCR	2012/13-5	Dry	4/23/2013 11:25:00 AM	5/6/2013 11:51:00 PM	Bis(2-chloroethyl)ether	n/a	<	0.27	µg/L	EPA 625	0.27	1	WKL	
ME-SCR	2012/13-5	Dry	4/23/2013 11:25:00 AM	5/6/2013 11:51:00 PM	Bis(2-chloroisopropyl)ether	n/a	<	0.38	µg/L	EPA 625	0.38	1	WKL	
ME-SCR	2012/13-5	Dry	4/23/2013 11:25:00 AM	5/1/2013 7:09:00 PM	Bis(2-ethylhexyl)adipate	n/a	<	0.1	µg/L	EPA 525.2	0.1	5	WKL	
ME-SCR	2012/13-5	Dry	4/23/2013 11:25:00 AM	5/1/2013 7:09:00 PM	Bis(2-ethylhexyl)phthalate	n/a	<	1.1	µg/L	EPA 525.2	1.1	3	WKL	
ME-SCR	2012/13-5	Dry	4/23/2013 11:25:00 AM	5/6/2013 11:51:00 PM	Butyl benzyl phthalate	n/a	DNQ	0.53	µg/L	EPA 625	0.18	1	WKL	
ME-SCR	2012/13-5	Dry	4/23/2013 11:25:00 AM	5/11/2013 6:05:00 AM	Chrysene	n/a	<	0.1	µg/L	EPA 8270Cm	0.1	0.1	WKL	
ME-SCR	2012/13-5	Dry	4/23/2013 11:25:00 AM	5/11/2013 6:05:00 AM	Dibenz(a,h)anthracene	n/a	<	0.1	µg/L	EPA 8270Cm	0.1	0.1	WKL	
ME-SCR	2012/13-5	Dry	4/23/2013 11:25:00 AM	5/6/2013 11:51:00 PM	Diethyl phthalate	n/a	DNQ	0.17	µg/L	EPA 625	0.15	1	WKL	
ME-SCR	2012/13-5	Dry	4/23/2013 11:25:00 AM	5/6/2013 11:51:00 PM	Dimethyl phthalate	n/a	<	0.18	µg/L	EPA 625	0.18	1	WKL	
ME-SCR	2012/13-5	Dry	4/23/2013 11:25:00 AM	5/6/2013 11:51:00 PM	Di-n-butylphthalate	n/a	<	0.24	µg/L	EPA 625	0.24	1	WKL	
ME-SCR	2012/13-5	Dry	4/23/2013 11:25:00 AM	5/6/2013 11:51:00 PM	Di-n-octylphthalate	n/a	<	0.19	µg/L	EPA 625	0.19	1	WKL	
ME-SCR	2012/13-5	Dry	4/23/2013 11:25:00 AM	5/11/2013 6:05:00 AM	Fluoranthene	n/a	<	0.1	µg/L	EPA 8270Cm	0.1	0.1	WKL	
ME-SCR	2012/13-5	Dry	4/23/2013 11:25:00 AM	5/11/2013 6:05:00 AM	Fluorene	n/a	<	0.1	µg/L	EPA 8270Cm	0.1	0.1	WKL	
ME-SCR	2012/13-5	Dry	4/23/2013 11:25:00 AM	5/6/2013 11:51:00 PM	Hexachlorobenzene	n/a	<	0.49	µg/L	EPA 625	0.49	1	WKL	

Appendix G
Laboratory Environmental Analysis Results

Site ID	Event	Event Type	Sample Date	Analysis Date	Constituent	Fraction	Sign	Result	Units	Method	MDL	Reporting Limit	Analyzing Laboratory	Qualifier
ME-SCR	2012/13-5	Dry	4/23/2013 11:25:00 AM	5/6/2013 11:51:00 PM	Hexachlorobutadiene	n/a	<	0.47	µg/L	EPA 625	0.47	1	WKL	EST-LCSRPD
ME-SCR	2012/13-5	Dry	4/23/2013 11:25:00 AM	5/6/2013 11:51:00 PM	Hexachlorocyclopentadiene	n/a	<	1.5	µg/L	EPA 625	1.5	5	WKL	
ME-SCR	2012/13-5	Dry	4/23/2013 11:25:00 AM	5/6/2013 11:51:00 PM	Hexachloroethane	n/a	<	0.52	µg/L	EPA 625	0.52	1	WKL	EST-LCSRPD
ME-SCR	2012/13-5	Dry	4/23/2013 11:25:00 AM	5/11/2013 6:05:00 AM	Indeno(1,2,3-cd)pyrene	n/a	<	0.1	µg/L	EPA 8270Cm	0.1	0.1	WKL	
ME-SCR	2012/13-5	Dry	4/23/2013 11:25:00 AM	5/6/2013 11:51:00 PM	Isophorone	n/a	<	0.21	µg/L	EPA 625	0.21	1	WKL	
ME-SCR	2012/13-5	Dry	4/23/2013 11:25:00 AM	4/25/2013 8:04:00 AM	Methyl tert-butyl ether (MTBE)	n/a	<	0.25	µg/L	EPA 624	0.25	1	WKL	
ME-SCR	2012/13-5	Dry	4/23/2013 11:25:00 AM	5/11/2013 6:05:00 AM	Naphthalene	n/a	<	0.1	µg/L	EPA 8270Cm	0.1	0.1	WKL	
ME-SCR	2012/13-5	Dry	4/23/2013 11:25:00 AM	5/6/2013 11:51:00 PM	Nitrobenzene	n/a	<	0.36	µg/L	EPA 625	0.36	1	WKL	
ME-SCR	2012/13-5	Dry	4/23/2013 11:25:00 AM	5/6/2013 11:51:00 PM	N-Nitrosodimethylamine	n/a	<	0.14	µg/L	EPA 625	0.14	1	WKL	EST-LCSRPD
ME-SCR	2012/13-5	Dry	4/23/2013 11:25:00 AM	5/6/2013 11:51:00 PM	N-Nitrosodi-N-propylamine	n/a	<	0.26	µg/L	EPA 625	0.26	1	WKL	
ME-SCR	2012/13-5	Dry	4/23/2013 11:25:00 AM	5/6/2013 11:51:00 PM	N-Nitrosodiphenylamine	n/a	<	0.19	µg/L	EPA 625	0.19	1	WKL	
ME-SCR	2012/13-5	Dry	4/23/2013 11:25:00 AM	5/11/2013 6:05:00 AM	Phenanthrene	n/a	<	0.1	µg/L	EPA 8270Cm	0.1	0.1	WKL	
ME-SCR	2012/13-5	Dry	4/23/2013 11:25:00 AM	5/10/2013 5:18:00 PM	Phenol	n/a	<	0.35	µg/L	EPA 8270Cm	0.35	1	WKL	
ME-SCR	2012/13-5	Dry	4/23/2013 11:25:00 AM	5/11/2013 6:05:00 AM	Pyrene	n/a	<	0.1	µg/L	EPA 8270Cm	0.1	0.1	WKL	
ME-SCR	2012/13-5	Dry	4/23/2013 11:25:00 AM	5/8/2013 1:36:00 AM	PCB Aroclor 1016	n/a	<	0.05	µg/L	EPA 608	0.05	0.5	WKL	
ME-SCR	2012/13-5	Dry	4/23/2013 11:25:00 AM	5/8/2013 1:36:00 AM	PCB Aroclor 1221	n/a	<	0.06	µg/L	EPA 608	0.06	0.5	WKL	
ME-SCR	2012/13-5	Dry	4/23/2013 11:25:00 AM	5/8/2013 1:36:00 AM	PCB Aroclor 1232	n/a	<	0.15	µg/L	EPA 608	0.15	0.5	WKL	
ME-SCR	2012/13-5	Dry	4/23/2013 11:25:00 AM	5/8/2013 1:36:00 AM	PCB Aroclor 1242	n/a	<	0.07	µg/L	EPA 608	0.07	0.5	WKL	
ME-SCR	2012/13-5	Dry	4/23/2013 11:25:00 AM	5/8/2013 1:36:00 AM	PCB Aroclor 1248	n/a	<	0.06	µg/L	EPA 608	0.06	0.5	WKL	
ME-SCR	2012/13-5	Dry	4/23/2013 11:25:00 AM	5/8/2013 1:36:00 AM	PCB Aroclor 1254	n/a	<	0.04	µg/L	EPA 608	0.04	0.5	WKL	
ME-SCR	2012/13-5	Dry	4/23/2013 11:25:00 AM	5/8/2013 1:36:00 AM	PCB Aroclor 1260	n/a	<	0.04	µg/L	EPA 608	0.04	0.5	WKL	
ME-SCR	2012/13-5	Dry	4/23/2013 11:25:00 AM	4/26/2013 2:47:00 PM	2,4,5-T	n/a	<	0.07	µg/L	EPA 515.3	0.07	0.2	WKL	
ME-SCR	2012/13-5	Dry	4/23/2013 11:25:00 AM	4/26/2013 2:47:00 PM	2,4,5-TP	n/a	<	0.09	µg/L	EPA 515.3	0.09	0.2	WKL	
ME-SCR	2012/13-5	Dry	4/23/2013 11:25:00 AM	4/26/2013 2:47:00 PM	2,4-D	n/a	<	0.07	µg/L	EPA 515.3	0.07	0.4	WKL	
ME-SCR	2012/13-5	Dry	4/23/2013 11:25:00 AM	4/26/2013 2:47:00 PM	2,4-DB	n/a	<	0.07	µg/L	EPA 515.3	0.07	2	WKL	
ME-SCR	2012/13-5	Dry	4/23/2013 11:25:00 AM	4/26/2013 2:47:00 PM	3,5-Dichlorobenzoic acid	n/a	<	0.09	µg/L	EPA 515.3	0.09	1	WKL	
ME-SCR	2012/13-5	Dry	4/23/2013 11:25:00 AM	5/8/2013 1:36:00 AM	4,4'-DDD	n/a	<	0.003	µg/L	EPA 608	0.003	0.05	WKL	
ME-SCR	2012/13-5	Dry	4/23/2013 11:25:00 AM	5/8/2013 1:36:00 AM	4,4'-DDE	n/a	<	0.0025	µg/L	EPA 608	0.0025	0.05	WKL	
ME-SCR	2012/13-5	Dry	4/23/2013 11:25:00 AM	5/8/2013 1:36:00 AM	4,4'-DDT	n/a	<	0.0031	µg/L	EPA 608	0.0031	0.01	WKL	
ME-SCR	2012/13-5	Dry	4/23/2013 11:25:00 AM	4/26/2013 2:47:00 PM	Acifluorfen	n/a	<	0.06	µg/L	EPA 515.3	0.06	0.4	WKL	
ME-SCR	2012/13-5	Dry	4/23/2013 11:25:00 AM	5/1/2013 7:09:00 PM	Alachlor	n/a	<	0.022	µg/L	EPA 525.2	0.022	0.1	WKL	
ME-SCR	2012/13-5	Dry	4/23/2013 11:25:00 AM	5/8/2013 1:36:00 AM	Aldrin	n/a	<	0.0015	µg/L	EPA 608	0.0015	0.005	WKL	
ME-SCR	2012/13-5	Dry	4/23/2013 11:25:00 AM	5/8/2013 1:36:00 AM	alpha-BHC	n/a	<	0.0018	µg/L	EPA 608	0.0018	0.01	WKL	
ME-SCR	2012/13-5	Dry	4/23/2013 11:25:00 AM	5/8/2013 1:36:00 AM	alpha-Chlordane	n/a	<	0.0041	µg/L	EPA 608	0.0041	0.01	WKL	
ME-SCR	2012/13-5	Dry	4/23/2013 11:25:00 AM	5/1/2013 7:09:00 PM	Atrazine	n/a	<	0.034	µg/L	EPA 525.2	0.034	0.1	WKL	
ME-SCR	2012/13-5	Dry	4/23/2013 11:25:00 AM	4/29/2013 7:29:00 PM	Azinphos methyl	n/a	<	0.0055	µg/L	EPA 525.2	0.0055	0.01	WKL	
ME-SCR	2012/13-5	Dry	4/23/2013 11:25:00 AM	4/26/2013 2:47:00 PM	Bentazon	n/a	<	0.11	µg/L	EPA 515.3	0.11	2	WKL	
ME-SCR	2012/13-5	Dry	4/23/2013 11:25:00 AM	5/8/2013 1:36:00 AM	beta-BHC	n/a	<	0.0031	µg/L	EPA 608	0.0031	0.005	WKL	
ME-SCR	2012/13-5	Dry	4/23/2013 11:25:00 AM	4/29/2013 7:29:00 PM	Bolstar	n/a	<	0.0046	µg/L	EPA 525.2	0.0046	0.01	WKL	
ME-SCR	2012/13-5	Dry	4/23/2013 11:25:00 AM	5/1/2013 7:09:00 PM	Bromacil	n/a	<	0.038	µg/L	EPA 525.2	0.038	1	WKL	
ME-SCR	2012/13-5	Dry	4/23/2013 11:25:00 AM	5/1/2013 7:09:00 PM	Butachlor	n/a	<	0.017	µg/L	EPA 525.2	0.017	0.2	WKL	
ME-SCR	2012/13-5	Dry	4/23/2013 11:25:00 AM	5/1/2013 7:09:00 PM	Captan	n/a	<	0.86	µg/L	EPA 525.2	0.86	1	WKL	
ME-SCR	2012/13-5	Dry	4/23/2013 11:25:00 AM	5/8/2013 1:36:00 AM	Chlordane (technical)	n/a	<	0.08	µg/L	EPA 608	0.08	0.1	WKL	
ME-SCR	2012/13-5	Dry	4/23/2013 11:25:00 AM	5/1/2013 7:09:00 PM	Chloropropham	n/a	<	0.01	µg/L	EPA 525.2	0.01	0.1	WKL	
ME-SCR	2012/13-5	Dry	4/23/2013 11:25:00 AM	4/29/2013 7:29:00 PM	Chlorpyrifos	n/a	<	0.0069	µg/L	EPA 525.2	0.0069	0.01	WKL	
ME-SCR	2012/13-5	Dry	4/23/2013 11:25:00 AM	4/29/2013 7:29:00 PM	Coumaphos	n/a	<	0.0051	µg/L	EPA 525.2	0.0051	0.01	WKL	
ME-SCR	2012/13-5	Dry	4/23/2013 11:25:00 AM	5/1/2013 7:09:00 PM	Cyanazine	n/a	<	0.024	µg/L	EPA 525.2	0.024	0.1	WKL	
ME-SCR	2012/13-5	Dry	4/23/2013 11:25:00 AM	4/26/2013 2:47:00 PM	Dalapon	n/a	<	0.1	µg/L	EPA 515.3	0.1	0.4	WKL	

Appendix G
Laboratory Environmental Analysis Results

Site ID	Event	Event Type	Sample Date	Analysis Date	Constituent	Fraction	Sign	Result	Units	Method	MDL	Reporting Limit	Analyzing Laboratory	Qualifier
ME-SCR	2012/13-5	Dry	4/23/2013 11:25:00 AM	4/26/2013 2:47:00 PM	DCPA (Dacthal)	n/a	DNQ	0.09	µg/L	EPA 515.3	0.07	0.1	WKL	
ME-SCR	2012/13-5	Dry	4/23/2013 11:25:00 AM	5/8/2013 1:36:00 AM	delta-BHC	n/a	<	0.0025	µg/L	EPA 608	0.0025	0.005	WKL	
ME-SCR	2012/13-5	Dry	4/23/2013 11:25:00 AM	4/29/2013 7:29:00 PM	Demeton-O	n/a	<	0.01	µg/L	EPA 525.2	0.01	0.01	WKL	
ME-SCR	2012/13-5	Dry	4/23/2013 11:25:00 AM	4/29/2013 7:29:00 PM	Demeton-S	n/a	<	0.01	µg/L	EPA 525.2	0.01	0.01	WKL	
ME-SCR	2012/13-5	Dry	4/23/2013 11:25:00 AM	4/29/2013 7:29:00 PM	Diazinon	n/a	<	0.0052	µg/L	EPA 525.2	0.0052	0.01	WKL	
ME-SCR	2012/13-5	Dry	4/23/2013 11:25:00 AM	4/26/2013 2:47:00 PM	Dicamba	n/a	<	0.12	µg/L	EPA 515.3	0.12	0.6	WKL	
ME-SCR	2012/13-5	Dry	4/23/2013 11:25:00 AM	4/26/2013 2:47:00 PM	Dichlorprop	n/a	<	0.08	µg/L	EPA 515.3	0.08	0.3	WKL	
ME-SCR	2012/13-5	Dry	4/23/2013 11:25:00 AM	4/29/2013 7:29:00 PM	Dichlorvos	n/a	<	0.0029	µg/L	EPA 525.2	0.0029	0.01	WKL	
ME-SCR	2012/13-5	Dry	4/23/2013 11:25:00 AM	5/8/2013 1:36:00 AM	Dieldrin	n/a	<	0.0021	µg/L	EPA 608	0.0021	0.01	WKL	
ME-SCR	2012/13-5	Dry	4/23/2013 11:25:00 AM	4/29/2013 7:29:00 PM	Dimethoate	n/a	<	0.0062	µg/L	EPA 525.2	0.0062	0.01	WKL	
ME-SCR	2012/13-5	Dry	4/23/2013 11:25:00 AM	4/26/2013 2:47:00 PM	Dinoseb	n/a	<	0.14	µg/L	EPA 515.3	0.14	0.4	WKL	
ME-SCR	2012/13-5	Dry	4/23/2013 11:25:00 AM	5/1/2013 7:09:00 PM	Diphenamid	n/a	<	0.024	µg/L	EPA 525.2	0.024	0.1	WKL	
ME-SCR	2012/13-5	Dry	4/23/2013 11:25:00 AM	4/29/2013 7:29:00 PM	Disulfoton	n/a	<	0.01	µg/L	EPA 525.2	0.01	0.01	WKL	
ME-SCR	2012/13-5	Dry	4/23/2013 11:25:00 AM	5/8/2013 1:36:00 AM	Endosulfan I	n/a	<	0.0017	µg/L	EPA 608	0.0017	0.02	WKL	
ME-SCR	2012/13-5	Dry	4/23/2013 11:25:00 AM	5/8/2013 1:36:00 AM	Endosulfan II	n/a	<	0.0019	µg/L	EPA 608	0.0019	0.01	WKL	
ME-SCR	2012/13-5	Dry	4/23/2013 11:25:00 AM	5/8/2013 1:36:00 AM	Endosulfan sulfate	n/a	<	0.008	µg/L	EPA 608	0.008	0.05	WKL	
ME-SCR	2012/13-5	Dry	4/23/2013 11:25:00 AM	5/8/2013 1:36:00 AM	Endrin	n/a	<	0.0028	µg/L	EPA 608	0.0028	0.01	WKL	
ME-SCR	2012/13-5	Dry	4/23/2013 11:25:00 AM	5/8/2013 1:36:00 AM	Endrin aldehyde	n/a	<	0.003	µg/L	EPA 608	0.003	0.01	WKL	
ME-SCR	2012/13-5	Dry	4/23/2013 11:25:00 AM	5/1/2013 7:09:00 PM	EPTC	n/a	<	0.017	µg/L	EPA 525.2	0.017	1	WKL	
ME-SCR	2012/13-5	Dry	4/23/2013 11:25:00 AM	4/29/2013 7:29:00 PM	Ethoprop	n/a	<	0.0067	µg/L	EPA 525.2	0.0067	0.01	WKL	
ME-SCR	2012/13-5	Dry	4/23/2013 11:25:00 AM	4/29/2013 7:29:00 PM	Ethyl parathion	n/a	<	0.0054	µg/L	EPA 525.2	0.0054	0.01	WKL	
ME-SCR	2012/13-5	Dry	4/23/2013 11:25:00 AM	4/29/2013 7:29:00 PM	Fensulfothion	n/a	<	0.0029	µg/L	EPA 525.2	0.0029	0.01	WKL	
ME-SCR	2012/13-5	Dry	4/23/2013 11:25:00 AM	4/29/2013 7:29:00 PM	Fenthion	n/a	<	0.0038	µg/L	EPA 525.2	0.0038	0.01	WKL	
ME-SCR	2012/13-5	Dry	4/23/2013 11:25:00 AM	5/8/2013 1:36:00 AM	gamma-BHC (Lindane)	n/a	<	0.0021	µg/L	EPA 608	0.0021	0.02	WKL	
ME-SCR	2012/13-5	Dry	4/23/2013 11:25:00 AM	5/8/2013 1:36:00 AM	gamma-Chlordane	n/a	<	0.0044	µg/L	EPA 608	0.0044	0.01	WKL	
ME-SCR	2012/13-5	Dry	4/23/2013 11:25:00 AM	4/24/2013 12:52:00 PM	Glyphosate	n/a	<	1.8	µg/L	EPA 547	1.8	5	WKL	
ME-SCR	2012/13-5	Dry	4/23/2013 11:25:00 AM	5/8/2013 1:36:00 AM	Heptachlor	n/a	<	0.0017	µg/L	EPA 608	0.0017	0.01	WKL	
ME-SCR	2012/13-5	Dry	4/23/2013 11:25:00 AM	5/8/2013 1:36:00 AM	Heptachlor epoxide	n/a	<	0.0019	µg/L	EPA 608	0.0019	0.01	WKL	
ME-SCR	2012/13-5	Dry	4/23/2013 11:25:00 AM	4/29/2013 7:29:00 PM	Malathion	n/a	<	0.0076	µg/L	EPA 525.2	0.0076	0.01	WKL	
ME-SCR	2012/13-5	Dry	4/23/2013 11:25:00 AM	4/29/2013 7:29:00 PM	Merphos	n/a	<	0.0058	µg/L	EPA 525.2	0.0058	0.01	WKL	
ME-SCR	2012/13-5	Dry	4/23/2013 11:25:00 AM	5/8/2013 1:36:00 AM	Methoxychlor	n/a	<	0.0054	µg/L	EPA 608	0.0054	0.02	WKL	
ME-SCR	2012/13-5	Dry	4/23/2013 11:25:00 AM	4/29/2013 7:29:00 PM	Methyl parathion	n/a	<	0.0063	µg/L	EPA 525.2	0.0063	0.01	WKL	
ME-SCR	2012/13-5	Dry	4/23/2013 11:25:00 AM	5/1/2013 7:09:00 PM	Metolachlor	n/a	<	0.012	µg/L	EPA 525.2	0.012	0.1	WKL	
ME-SCR	2012/13-5	Dry	4/23/2013 11:25:00 AM	5/1/2013 7:09:00 PM	Metribuzin	n/a	<	0.015	µg/L	EPA 525.2	0.015	0.1	WKL	
ME-SCR	2012/13-5	Dry	4/23/2013 11:25:00 AM	4/29/2013 7:29:00 PM	Mevinphos	n/a	<	0.0042	µg/L	EPA 525.2	0.0042	0.01	WKL	
ME-SCR	2012/13-5	Dry	4/23/2013 11:25:00 AM	5/1/2013 7:09:00 PM	Molinate	n/a	<	0.039	µg/L	EPA 525.2	0.039	0.1	WKL	
ME-SCR	2012/13-5	Dry	4/23/2013 11:25:00 AM	4/29/2013 7:29:00 PM	Naled	n/a	<	0.0076	µg/L	EPA 525.2	0.0076	0.01	WKL	
ME-SCR	2012/13-5	Dry	4/23/2013 11:25:00 AM	4/26/2013 2:47:00 PM	Pentachlorophenol	n/a	<	0.04	µg/L	EPA 515.3	0.04	0.2	WKL	
ME-SCR	2012/13-5	Dry	4/23/2013 11:25:00 AM	4/29/2013 7:29:00 PM	Phorate	n/a	<	0.003	µg/L	EPA 525.2	0.003	0.01	WKL	
ME-SCR	2012/13-5	Dry	4/23/2013 11:25:00 AM	4/26/2013 2:47:00 PM	Picloram	n/a	<	0.05	µg/L	EPA 515.3	0.05	0.6	WKL	
ME-SCR	2012/13-5	Dry	4/23/2013 11:25:00 AM	5/1/2013 7:09:00 PM	Prometon	n/a	<	0.024	µg/L	EPA 525.2	0.024	0.2	WKL	EST-LCSRPD
ME-SCR	2012/13-5	Dry	4/23/2013 11:25:00 AM	5/1/2013 7:09:00 PM	Prometryn	n/a	<	0.036	µg/L	EPA 525.2	0.036	0.1	WKL	
ME-SCR	2012/13-5	Dry	4/23/2013 11:25:00 AM	4/29/2013 7:29:00 PM	Ronnel (Fenchlorphos)	n/a	<	0.0041	µg/L	EPA 525.2	0.0041	0.01	WKL	
ME-SCR	2012/13-5	Dry	4/23/2013 11:25:00 AM	5/1/2013 7:09:00 PM	Simazine	n/a	<	0.015	µg/L	EPA 525.2	0.015	0.1	WKL	
ME-SCR	2012/13-5	Dry	4/23/2013 11:25:00 AM	4/29/2013 7:29:00 PM	Stirophos (Tetrachlorvinphos)	n/a	<	0.0031	µg/L	EPA 525.2	0.0031	0.01	WKL	
ME-SCR	2012/13-5	Dry	4/23/2013 11:25:00 AM	5/1/2013 7:09:00 PM	Terbacil	n/a	<	0.55	µg/L	EPA 525.2	0.55	2	WKL	
ME-SCR	2012/13-5	Dry	4/23/2013 11:25:00 AM	5/1/2013 7:09:00 PM	Thiobencarb	n/a	<	0.025	µg/L	EPA 525.2	0.025	0.2	WKL	
ME-SCR	2012/13-5	Dry	4/23/2013 11:25:00 AM	4/29/2013 7:29:00 PM	Tokuthion	n/a	<	0.0078	µg/L	EPA 525.2	0.0078	0.01	WKL	

Appendix G
Laboratory Environmental Analysis Results

Site ID	Event	Event Type	Sample Date	Analysis Date	Constituent	Fraction	Sign	Result	Units	Method	MDL	Reporting Limit	Analyzing Laboratory	Qualifier
ME-SCR	2012/13-5	Dry	4/23/2013 11:25:00 AM	5/8/2013 1:36:00 AM	Toxaphene	n/a	<	0.12	µg/L	EPA 608	0.12	0.5	WKL	
ME-SCR	2012/13-5	Dry	4/23/2013 11:25:00 AM	4/29/2013 7:29:00 PM	Trichloronate	n/a	<	0.0067	µg/L	EPA 525.2	0.0067	0.01	WKL	
ME-SCR	2012/13-5	Dry	4/23/2013 11:25:00 AM	5/1/2013 7:09:00 PM	Trithion	n/a	<	0.012	µg/L	EPA 525.2	0.012	0.1	WKL	
ME-VR2	2012/13-2	Wet	11/17/2012 9:50:00 AM	11/18/2012 7:15:00 AM	E. Coli	n/a	=	1178	MPN/100 mL	MMO-MUG	10	10	VCHCA	
ME-VR2	2012/13-2	Wet	11/17/2012 9:50:00 AM	11/18/2012 1:14:00 PM	Enterococcus	n/a	=	359	MPN/100 mL	Enterolert	10	10	VCHCA	
ME-VR2	2012/13-2	Wet	11/17/2012 9:50:00 AM	11/21/2012 1:05:00 PM	Fecal Coliform	n/a	=	1600	MPN/100 mL	SM 9221 E	2	2	VCHCA	
ME-VR2	2012/13-2	Wet	11/17/2012 9:50:00 AM	11/18/2012 7:15:00 AM	Total Coliform	n/a	=	8664	MPN/100 mL	MMO-MUG	10	10	VCHCA	
ME-VR2	2012/13-2	Wet	11/17/2012 9:50:00 AM	11/17/2012 9:50:00 AM	Conductivity	n/a	=	931	µmhos/cm	Field Meter	-88	1	Field Crew	
ME-VR2	2012/13-2	Wet	11/17/2012 9:50:00 AM	12/6/2012 9:27:00 PM	Cyanide	Total	DNQ	0.0028	mg/L	EPA 335.4	0.0027	0.005	WKL	
ME-VR2	2012/13-2	Wet	11/17/2012 9:50:00 AM	11/17/2012 9:50:00 AM	DO	n/a	=	95.5	%	Field Meter	-88	0.1	Field Crew	
ME-VR2	2012/13-2	Wet	11/17/2012 9:50:00 AM	11/17/2012 9:50:00 AM	DO	n/a	=	9.9	mg/L	Field Meter	-88	0.3	Field Crew	
ME-VR2	2012/13-2	Wet	11/17/2012 9:50:00 AM	11/17/2012 9:50:00 AM	pH	n/a	=	7.73	pH Units	Field Meter	-88	0.01	Field Crew	
ME-VR2	2012/13-2	Wet	11/17/2012 9:50:00 AM	11/17/2012 9:50:00 AM	Salinity	n/a	=	600	mg/L	Field Meter	-88	100	Field Crew	
ME-VR2	2012/13-2	Wet	11/17/2012 9:50:00 AM	11/17/2012 9:50:00 AM	Specific Conductance	n/a	=	1198	µmhos/cm	Field Meter	-88	1	Field Crew	
ME-VR2	2012/13-2	Wet	11/17/2012 9:50:00 AM	11/17/2012 9:50:00 AM	Temperature	n/a	=	13.3	°C	Field Meter	-88	0.1	Field Crew	
ME-VR2	2012/13-2	Wet	11/17/2012 9:50:00 AM	11/27/2012 4:55:00 PM	Oil and Grease	n/a	<	1.3	mg/L	EPA 1664A	1.3	5	WKL	
ME-VR2	2012/13-2	Wet	11/17/2012 9:50:00 AM	11/27/2012 4:55:00 PM	TPH	n/a	<	1.9	mg/L	EPA 1664A	1.9	5	WKL	
ME-VR2	2012/13-2	Wet	11/17/2012 9:50:00 AM	11/27/2012 5:08:00 PM	2-Chloroethyl vinyl ether	n/a	<	0.61	µg/L	EPA 524.2	0.61	1	WKL	
ME-VR2	2012/13-2	Wet	11/17/2012 9:50:00 AM	11/27/2012 5:08:00 PM	Methyl tert-butyl ether (MTBE)	n/a	<	0.19	µg/L	EPA 524.2	0.19	2	WKL	
ME-VR2	2012/13-2	Wet	11/18/2012 9:40:00 AM	11/28/2012 12:29:00 PM	Chloride	n/a	=	92	mg/L	EPA 300.0	1	5	WKL	D
ME-VR2	2012/13-2	Wet	11/18/2012 9:40:00 AM	11/28/2012 12:29:00 PM	Fluoride	n/a	=	0.44	mg/L	EPA 300.0	0.04	0.2	WKL	D
ME-VR2	2012/13-2	Wet	11/18/2012 9:40:00 AM	11/21/2012 4:57:00 PM	Perchlorate	n/a	<	0.95	µg/L	EPA 314.0	0.95	2	WKL	
ME-VR2	2012/13-2	Wet	11/18/2012 9:40:00 AM	11/27/2012 5:23:00 PM	Calcium	Total	=	128	mg/L	EPA 200.7	0.0156	0.1	WKL	
ME-VR2	2012/13-2	Wet	11/18/2012 9:40:00 AM	11/27/2012 5:23:00 PM	Magnesium	Total	=	39.2	mg/L	EPA 200.7	0.0121	0.1	WKL	
ME-VR2	2012/13-2	Wet	11/18/2012 9:40:00 AM	11/30/2012 4:45:00 PM	Alkalinity as CaCO3	n/a	=	290	mg/L	SM 2320 B	0.56	2	WKL	
ME-VR2	2012/13-2	Wet	11/18/2012 9:40:00 AM	11/24/2012 12:30:00 PM	BOD	n/a	=	4.2	mg/L	SM 5210 B	0.1	2	WKL	
ME-VR2	2012/13-2	Wet	11/18/2012 9:40:00 AM	11/27/2012 9:06:00 AM	COD	n/a	=	16	mg/L	EPA 410.4	0.73	5	WKL	
ME-VR2	2012/13-2	Wet	11/18/2012 9:40:00 AM	11/27/2012 5:23:00 PM	Hardness as CaCO3	Total	=	481	mg/L	EPA 200.7	0.0885	0.662	WKL	
ME-VR2	2012/13-2	Wet	11/18/2012 9:40:00 AM	11/19/2012 9:46:00 PM	MBAS	n/a	DNQ	0.024	mg/L	SM 5540 C	0.019	0.05	WKL	
ME-VR2	2012/13-2	Wet	11/18/2012 9:40:00 AM	11/30/2012 2:39:00 PM	Phenolics	n/a	=	0.011	mg/L	EPA 420.4	0.0042	0.01	WKL	
ME-VR2	2012/13-2	Wet	11/18/2012 9:40:00 AM	11/30/2012 11:00:00 AM	Specific Conductance	n/a	=	1300	µmhos/cm	SM 2510 B	0.23	2	WKL	
ME-VR2	2012/13-2	Wet	11/18/2012 9:40:00 AM	11/21/2012 11:58:00 AM	Total Dissolved Solids	n/a	=	890	mg/L	SM 2540 C	4	10	WKL	
ME-VR2	2012/13-2	Wet	11/18/2012 9:40:00 AM	11/26/2012 10:48:00 AM	Total Organic Carbon	n/a	=	4.8	mg/L	SM 5310 C	0.018	0.6	WKL	D
ME-VR2	2012/13-2	Wet	11/18/2012 9:40:00 AM	11/20/2012 7:20:00 PM	Total Suspended Solids	n/a	=	8	mg/L	SM 2540 D	5	5	WKL	
ME-VR2	2012/13-2	Wet	11/18/2012 9:40:00 AM	11/19/2012 10:13:00 PM	Turbidity	n/a	=	5.6	NTU	EPA 180.1	0.024	0.1	WKL	
ME-VR2	2012/13-2	Wet	11/18/2012 9:40:00 AM	11/20/2012 7:20:00 PM	Volatile Suspended Solids	n/a	<	3.1	mg/L	EPA 160.4	3.1	5	WKL	
ME-VR2	2012/13-2	Wet	11/18/2012 9:40:00 AM	12/1/2012 1:23:00 AM	Aluminum	Dissolved	DNQ	1.7	µg/L	EPA 200.8	0.61	5	WKL	
ME-VR2	2012/13-2	Wet	11/18/2012 9:40:00 AM	12/1/2012 1:31:00 AM	Aluminum	Total	=	100	µg/L	EPA 200.8	0.61	5	WKL	
ME-VR2	2012/13-2	Wet	11/18/2012 9:40:00 AM	12/1/2012 1:23:00 AM	Antimony	Dissolved	DNQ	0.12	µg/L	EPA 200.8	0.04	0.5	WKL	
ME-VR2	2012/13-2	Wet	11/18/2012 9:40:00 AM	12/1/2012 1:31:00 AM	Antimony	Total	DNQ	0.13	µg/L	EPA 200.8	0.04	0.5	WKL	
ME-VR2	2012/13-2	Wet	11/18/2012 9:40:00 AM	12/1/2012 1:23:00 AM	Arsenic	Dissolved	=	1.2	µg/L	EPA 200.8	0.036	0.4	WKL	
ME-VR2	2012/13-2	Wet	11/18/2012 9:40:00 AM	12/1/2012 1:31:00 AM	Arsenic	Total	=	1.4	µg/L	EPA 200.8	0.036	0.4	WKL	
ME-VR2	2012/13-2	Wet	11/18/2012 9:40:00 AM	12/1/2012 1:23:00 AM	Beryllium	Dissolved	<	0.088	µg/L	EPA 200.8	0.088	0.1	WKL	
ME-VR2	2012/13-2	Wet	11/18/2012 9:40:00 AM	12/1/2012 1:31:00 AM	Beryllium	Total	<	0.088	µg/L	EPA 200.8	0.088	0.1	WKL	
ME-VR2	2012/13-2	Wet	11/18/2012 9:40:00 AM	12/1/2012 1:23:00 AM	Cadmium	Dissolved	DNQ	0.04	µg/L	EPA 200.8	0.02	0.1	WKL	
ME-VR2	2012/13-2	Wet	11/18/2012 9:40:00 AM	12/1/2012 1:31:00 AM	Cadmium	Total	DNQ	0.07	µg/L	EPA 200.8	0.02	0.1	WKL	
ME-VR2	2012/13-2	Wet	11/18/2012 9:40:00 AM	12/1/2012 1:23:00 AM	Chromium	Dissolved	<	0.074	µg/L	EPA 200.8	0.074	0.2	WKL	
ME-VR2	2012/13-2	Wet	11/18/2012 9:40:00 AM	12/1/2012 1:31:00 AM	Chromium	Total	=	0.33	µg/L	EPA 200.8	0.074	0.2	WKL	

Appendix G
Laboratory Environmental Analysis Results

Site ID	Event	Event Type	Sample Date	Analysis Date	Constituent	Fraction	Sign	Result	Units	Method	MDL	Reporting Limit	Analyzing Laboratory	Qualifier
ME-VR2	2012/13-2	Wet	11/18/2012 9:40:00 AM	12/3/2012 7:33:00 PM	Chromium VI	n/a	DNQ	0.079	µg/L	EPA 218.6	0.0059	0.3	WKL	
ME-VR2	2012/13-2	Wet	11/18/2012 9:40:00 AM	12/1/2012 1:23:00 AM	Copper	Dissolved	=	1.8	µg/L	EPA 200.8	0.27	0.5	WKL	
ME-VR2	2012/13-2	Wet	11/18/2012 9:40:00 AM	12/1/2012 1:31:00 AM	Copper	Total	=	3.6	µg/L	EPA 200.8	0.27	0.5	WKL	
ME-VR2	2012/13-2	Wet	11/18/2012 9:40:00 AM	11/27/2012 5:20:00 PM	Iron	Dissolved	DNQ	9.6	µg/L	EPA 200.7	1.1	10	WKL	
ME-VR2	2012/13-2	Wet	11/18/2012 9:40:00 AM	11/27/2012 5:23:00 PM	Iron	Total	=	420	µg/L	EPA 200.7	1.1	10	WKL	
ME-VR2	2012/13-2	Wet	11/18/2012 9:40:00 AM	12/1/2012 1:23:00 AM	Lead	Dissolved	DNQ	0.09	µg/L	EPA 200.8	0.011	0.2	WKL	
ME-VR2	2012/13-2	Wet	11/18/2012 9:40:00 AM	12/1/2012 1:31:00 AM	Lead	Total	=	0.22	µg/L	EPA 200.8	0.011	0.2	WKL	
ME-VR2	2012/13-2	Wet	11/18/2012 9:40:00 AM	12/4/2012 12:25:00 PM	Mercury	Dissolved	<	3.9	ng/L	EPA 245.1	3.9	50	WKL	
ME-VR2	2012/13-2	Wet	11/18/2012 9:40:00 AM	12/4/2012 12:25:00 PM	Mercury	Total	<	3.9	ng/L	EPA 245.1	3.9	50	WKL	
ME-VR2	2012/13-2	Wet	11/18/2012 9:40:00 AM	12/1/2012 1:23:00 AM	Nickel	Dissolved	=	5.1	µg/L	EPA 200.8	0.13	0.8	WKL	
ME-VR2	2012/13-2	Wet	11/18/2012 9:40:00 AM	12/1/2012 1:31:00 AM	Nickel	Total	=	7	µg/L	EPA 200.8	0.13	0.8	WKL	
ME-VR2	2012/13-2	Wet	11/18/2012 9:40:00 AM	12/1/2012 1:23:00 AM	Selenium	Dissolved	=	0.93	µg/L	EPA 200.8	0.28	0.4	WKL	
ME-VR2	2012/13-2	Wet	11/18/2012 9:40:00 AM	12/1/2012 1:31:00 AM	Selenium	Total	=	0.96	µg/L	EPA 200.8	0.28	0.4	WKL	
ME-VR2	2012/13-2	Wet	11/18/2012 9:40:00 AM	12/1/2012 1:23:00 AM	Silver	Dissolved	<	0.027	µg/L	EPA 200.8	0.027	0.2	WKL	
ME-VR2	2012/13-2	Wet	11/18/2012 9:40:00 AM	12/1/2012 1:31:00 AM	Silver	Total	<	0.027	µg/L	EPA 200.8	0.027	0.2	WKL	
ME-VR2	2012/13-2	Wet	11/18/2012 9:40:00 AM	12/1/2012 1:23:00 AM	Thallium	Dissolved	DNQ	0.01	µg/L	EPA 200.8	0.009	0.2	WKL	
ME-VR2	2012/13-2	Wet	11/18/2012 9:40:00 AM	12/1/2012 1:31:00 AM	Thallium	Total	<	0.009	µg/L	EPA 200.8	0.009	0.2	WKL	
ME-VR2	2012/13-2	Wet	11/18/2012 9:40:00 AM	12/1/2012 1:23:00 AM	Zinc	Dissolved	DNQ	4.2	µg/L	EPA 200.8	1.1	5	WKL	
ME-VR2	2012/13-2	Wet	11/18/2012 9:40:00 AM	12/1/2012 1:31:00 AM	Zinc	Total	=	9.5	µg/L	EPA 200.8	1.1	5	WKL	
ME-VR2	2012/13-2	Wet	11/18/2012 9:40:00 AM	12/5/2012 5:36:00 PM	Ammonia as N	n/a	DNQ	0.098	mg/L	EPA 350.1	0.048	0.1	WKL	
ME-VR2	2012/13-2	Wet	11/18/2012 9:40:00 AM	11/19/2012 7:15:00 PM	Nitrate + Nitrite as N	n/a	=	0.46	mg/L	EPA 353.2	0.01	0.1	WKL	
ME-VR2	2012/13-2	Wet	11/18/2012 9:40:00 AM	12/14/2012 12:25:00 PM	Phosphorus as P	Dissolved	=	0.076	mg/L	EPA 365.1	0.0014	0.01	WKL	
ME-VR2	2012/13-2	Wet	11/18/2012 9:40:00 AM	12/3/2012 8:33:00 PM	Phosphorus as P	Total	=	0.12	mg/L	EPA 365.1	0.0014	0.01	WKL	
ME-VR2	2012/13-2	Wet	11/18/2012 9:40:00 AM	11/28/2012 3:47:00 PM	TKN	n/a	=	0.35	mg/L	EPA 351.2	0.074	0.1	WKL	
ME-VR2	2012/13-2	Wet	11/18/2012 9:40:00 AM	11/27/2012 11:34:00 PM	1,2,4-Trichlorobenzene	n/a	<	0.55	µg/L	EPA 625	0.55	1	WKL	
ME-VR2	2012/13-2	Wet	11/18/2012 9:40:00 AM	11/27/2012 11:34:00 PM	1,2-Dichlorobenzene	n/a	<	0.57	µg/L	EPA 625	0.57	1	WKL	
ME-VR2	2012/13-2	Wet	11/18/2012 9:40:00 AM	11/27/2012 11:34:00 PM	1,2-Diphenylhydrazine	n/a	<	0.25	µg/L	EPA 625	0.25	1	WKL	
ME-VR2	2012/13-2	Wet	11/18/2012 9:40:00 AM	11/27/2012 11:34:00 PM	1,3-Dichlorobenzene	n/a	<	0.53	µg/L	EPA 625	0.53	1	WKL	
ME-VR2	2012/13-2	Wet	11/18/2012 9:40:00 AM	11/27/2012 11:34:00 PM	1,4-Dichlorobenzene	n/a	<	0.55	µg/L	EPA 625	0.55	1	WKL	
ME-VR2	2012/13-2	Wet	11/18/2012 9:40:00 AM	11/29/2012 12:41:00 AM	1-Methylnaphthalene	n/a	<	0.1	µg/L	EPA 8270Cm	0.1	0.1	WKL	
ME-VR2	2012/13-2	Wet	11/18/2012 9:40:00 AM	11/29/2012 5:40:00 PM	2,4,5-Trichlorophenol	n/a	<	0.29	µg/L	EPA 8270Cm	0.29	1	WKL	
ME-VR2	2012/13-2	Wet	11/18/2012 9:40:00 AM	11/29/2012 5:40:00 PM	2,4,6-Trichlorophenol	n/a	<	0.3	µg/L	EPA 8270Cm	0.3	1	WKL	EUM
ME-VR2	2012/13-2	Wet	11/18/2012 9:40:00 AM	11/29/2012 5:40:00 PM	2,4-Dichlorophenol	n/a	<	0.51	µg/L	EPA 8270Cm	0.51	1	WKL	
ME-VR2	2012/13-2	Wet	11/18/2012 9:40:00 AM	11/29/2012 5:40:00 PM	2,4-Dimethylphenol	n/a	<	1	µg/L	EPA 8270Cm	1	2	WKL	
ME-VR2	2012/13-2	Wet	11/18/2012 9:40:00 AM	11/29/2012 5:40:00 PM	2,4-Dinitrophenol	n/a	<	1	µg/L	EPA 8270Cm	1	2	WKL	
ME-VR2	2012/13-2	Wet	11/18/2012 9:40:00 AM	11/27/2012 11:34:00 PM	2,4-Dinitrotoluene	n/a	<	0.18	µg/L	EPA 625	0.18	1	WKL	
ME-VR2	2012/13-2	Wet	11/18/2012 9:40:00 AM	11/27/2012 11:34:00 PM	2,6-Dinitrotoluene	n/a	<	0.27	µg/L	EPA 625	0.27	1	WKL	
ME-VR2	2012/13-2	Wet	11/18/2012 9:40:00 AM	11/27/2012 11:34:00 PM	2-Chloronaphthalene	n/a	<	0.45	µg/L	EPA 625	0.45	1	WKL	
ME-VR2	2012/13-2	Wet	11/18/2012 9:40:00 AM	11/29/2012 5:40:00 PM	2-Chlorophenol	n/a	<	0.65	µg/L	EPA 8270Cm	0.65	1	WKL	EUM
ME-VR2	2012/13-2	Wet	11/18/2012 9:40:00 AM	11/29/2012 12:41:00 AM	2-Methylnaphthalene	n/a	<	0.1	µg/L	EPA 8270Cm	0.1	0.1	WKL	
ME-VR2	2012/13-2	Wet	11/18/2012 9:40:00 AM	11/29/2012 5:40:00 PM	2-Methylphenol	n/a	<	0.34	µg/L	EPA 8270Cm	0.34	1	WKL	
ME-VR2	2012/13-2	Wet	11/18/2012 9:40:00 AM	11/29/2012 5:40:00 PM	2-Nitrophenol	n/a	<	0.71	µg/L	EPA 8270Cm	0.71	1	WKL	
ME-VR2	2012/13-2	Wet	11/18/2012 9:40:00 AM	11/27/2012 11:34:00 PM	3,3'-Dichlorobenzidine	n/a	<	1.2	µg/L	EPA 625	1.2	5	WKL	
ME-VR2	2012/13-2	Wet	11/18/2012 9:40:00 AM	11/29/2012 5:40:00 PM	3-/4-Methylphenol	n/a	<	0.3	µg/L	EPA 8270Cm	0.3	1	WKL	
ME-VR2	2012/13-2	Wet	11/18/2012 9:40:00 AM	11/29/2012 5:40:00 PM	4,6-Dinitro-2-methylphenol	n/a	<	0.14	µg/L	EPA 8270Cm	0.14	1	WKL	
ME-VR2	2012/13-2	Wet	11/18/2012 9:40:00 AM	11/27/2012 11:34:00 PM	4-Bromophenyl phenyl ether	n/a	<	0.36	µg/L	EPA 625	0.36	1	WKL	
ME-VR2	2012/13-2	Wet	11/18/2012 9:40:00 AM	11/29/2012 5:40:00 PM	4-Chloro-3-methylphenol	n/a	<	0.37	µg/L	EPA 8270Cm	0.37	1	WKL	
ME-VR2	2012/13-2	Wet	11/18/2012 9:40:00 AM	11/27/2012 11:34:00 PM	4-Chlorophenyl phenyl ether	n/a	<	0.41	µg/L	EPA 625	0.41	1	WKL	

Appendix G
Laboratory Environmental Analysis Results

Site ID	Event	Event Type	Sample Date	Analysis Date	Constituent	Fraction	Sign	Result	Units	Method	MDL	Reporting Limit	Analyzing Laboratory	Qualifier
ME-VR2	2012/13-2	Wet	11/18/2012 9:40:00 AM	11/29/2012 5:40:00 PM	4-Nitrophenol	n/a	<	1	µg/L	EPA 8270Cm	1	2	WKL	
ME-VR2	2012/13-2	Wet	11/18/2012 9:40:00 AM	11/29/2012 12:41:00 AM	Acenaphthene	n/a	<	0.1	µg/L	EPA 8270Cm	0.1	0.1	WKL	EUM
ME-VR2	2012/13-2	Wet	11/18/2012 9:40:00 AM	11/29/2012 12:41:00 AM	Acenaphthylene	n/a	<	0.1	µg/L	EPA 8270Cm	0.1	0.1	WKL	
ME-VR2	2012/13-2	Wet	11/18/2012 9:40:00 AM	11/29/2012 12:41:00 AM	Anthracene	n/a	<	0.1	µg/L	EPA 8270Cm	0.1	0.1	WKL	
ME-VR2	2012/13-2	Wet	11/18/2012 9:40:00 AM	11/29/2012 12:41:00 AM	Benz(a)anthracene	n/a	<	0.1	µg/L	EPA 8270Cm	0.1	0.1	WKL	
ME-VR2	2012/13-2	Wet	11/18/2012 9:40:00 AM	11/27/2012 11:34:00 PM	Benzidine	n/a	<	3.7	µg/L	EPA 625	3.7	10	WKL	
ME-VR2	2012/13-2	Wet	11/18/2012 9:40:00 AM	12/4/2012 4:05:00 AM	Benzo(a)pyrene	n/a	<	0.07	µg/L	EPA 525.2	0.07	0.1	WKL	
ME-VR2	2012/13-2	Wet	11/18/2012 9:40:00 AM	11/29/2012 12:41:00 AM	Benzo(b)fluoranthene	n/a	<	0.1	µg/L	EPA 8270Cm	0.1	0.1	WKL	
ME-VR2	2012/13-2	Wet	11/18/2012 9:40:00 AM	11/29/2012 12:41:00 AM	Benzo(g,h,i)perylene	n/a	<	0.1	µg/L	EPA 8270Cm	0.1	0.1	WKL	
ME-VR2	2012/13-2	Wet	11/18/2012 9:40:00 AM	11/29/2012 12:41:00 AM	Benzo(k)fluoranthene	n/a	<	0.1	µg/L	EPA 8270Cm	0.1	0.1	WKL	
ME-VR2	2012/13-2	Wet	11/18/2012 9:40:00 AM	11/27/2012 11:34:00 PM	Bis(2-chloroethoxy)methane	n/a	<	0.25	µg/L	EPA 625	0.25	1	WKL	
ME-VR2	2012/13-2	Wet	11/18/2012 9:40:00 AM	11/27/2012 11:34:00 PM	Bis(2-chloroethyl)ether	n/a	<	0.27	µg/L	EPA 625	0.27	1	WKL	
ME-VR2	2012/13-2	Wet	11/18/2012 9:40:00 AM	11/27/2012 11:34:00 PM	Bis(2-chloroisopropyl)ether	n/a	<	0.38	µg/L	EPA 625	0.38	1	WKL	
ME-VR2	2012/13-2	Wet	11/18/2012 9:40:00 AM	12/4/2012 4:05:00 AM	Bis(2-ethylhexyl)adipate	n/a	<	0.1	µg/L	EPA 525.2	0.1	5	WKL	
ME-VR2	2012/13-2	Wet	11/18/2012 9:40:00 AM	12/4/2012 4:05:00 AM	Bis(2-ethylhexyl)phthalate	n/a	<	1.1	µg/L	EPA 525.2	1.1	3	WKL	
ME-VR2	2012/13-2	Wet	11/18/2012 9:40:00 AM	11/27/2012 11:34:00 PM	Butyl benzyl phthalate	n/a	<	0.18	µg/L	EPA 625	0.18	1	WKL	
ME-VR2	2012/13-2	Wet	11/18/2012 9:40:00 AM	11/29/2012 12:41:00 AM	Chrysene	n/a	<	0.1	µg/L	EPA 8270Cm	0.1	0.1	WKL	
ME-VR2	2012/13-2	Wet	11/18/2012 9:40:00 AM	11/29/2012 12:41:00 AM	Dibenz(a,h)anthracene	n/a	<	0.1	µg/L	EPA 8270Cm	0.1	0.1	WKL	
ME-VR2	2012/13-2	Wet	11/18/2012 9:40:00 AM	11/27/2012 11:34:00 PM	Diethyl phthalate	n/a	DNQ	0.31	µg/L	EPA 625	0.15	1	WKL	
ME-VR2	2012/13-2	Wet	11/18/2012 9:40:00 AM	11/27/2012 11:34:00 PM	Dimethyl phthalate	n/a	<	0.18	µg/L	EPA 625	0.18	1	WKL	
ME-VR2	2012/13-2	Wet	11/18/2012 9:40:00 AM	11/27/2012 11:34:00 PM	Di-n-butylphthalate	n/a	<	0.24	µg/L	EPA 625	0.24	1	WKL	
ME-VR2	2012/13-2	Wet	11/18/2012 9:40:00 AM	11/27/2012 11:34:00 PM	Di-n-octylphthalate	n/a	<	0.19	µg/L	EPA 625	0.19	1	WKL	
ME-VR2	2012/13-2	Wet	11/18/2012 9:40:00 AM	11/29/2012 12:41:00 AM	Fluoranthene	n/a	<	0.1	µg/L	EPA 8270Cm	0.1	0.1	WKL	
ME-VR2	2012/13-2	Wet	11/18/2012 9:40:00 AM	11/29/2012 12:41:00 AM	Fluorene	n/a	<	0.1	µg/L	EPA 8270Cm	0.1	0.1	WKL	EUM
ME-VR2	2012/13-2	Wet	11/18/2012 9:40:00 AM	11/27/2012 11:34:00 PM	Hexachlorobenzene	n/a	<	0.49	µg/L	EPA 625	0.49	1	WKL	
ME-VR2	2012/13-2	Wet	11/18/2012 9:40:00 AM	11/27/2012 11:34:00 PM	Hexachlorobutadiene	n/a	<	0.47	µg/L	EPA 625	0.47	1	WKL	
ME-VR2	2012/13-2	Wet	11/18/2012 9:40:00 AM	11/27/2012 11:34:00 PM	Hexachlorocyclopentadiene	n/a	<	1.5	µg/L	EPA 625	1.5	5	WKL	
ME-VR2	2012/13-2	Wet	11/18/2012 9:40:00 AM	11/27/2012 11:34:00 PM	Hexachloroethane	n/a	<	0.52	µg/L	EPA 625	0.52	1	WKL	
ME-VR2	2012/13-2	Wet	11/18/2012 9:40:00 AM	11/29/2012 12:41:00 AM	Indeno(1,2,3-cd)pyrene	n/a	<	0.1	µg/L	EPA 8270Cm	0.1	0.1	WKL	
ME-VR2	2012/13-2	Wet	11/18/2012 9:40:00 AM	11/27/2012 11:34:00 PM	Isophorone	n/a	<	0.21	µg/L	EPA 625	0.21	1	WKL	
ME-VR2	2012/13-2	Wet	11/18/2012 9:40:00 AM	11/29/2012 12:41:00 AM	Naphthalene	n/a	<	0.1	µg/L	EPA 8270Cm	0.1	0.1	WKL	
ME-VR2	2012/13-2	Wet	11/18/2012 9:40:00 AM	11/27/2012 11:34:00 PM	Nitrobenzene	n/a	<	0.36	µg/L	EPA 625	0.36	1	WKL	
ME-VR2	2012/13-2	Wet	11/18/2012 9:40:00 AM	11/27/2012 11:34:00 PM	N-Nitrosodimethylamine	n/a	<	0.14	µg/L	EPA 625	0.14	1	WKL	EUM
ME-VR2	2012/13-2	Wet	11/18/2012 9:40:00 AM	11/27/2012 11:34:00 PM	N-Nitrosodi-N-propylamine	n/a	<	0.26	µg/L	EPA 625	0.26	1	WKL	
ME-VR2	2012/13-2	Wet	11/18/2012 9:40:00 AM	11/27/2012 11:34:00 PM	N-Nitrosodiphenylamine	n/a	<	0.19	µg/L	EPA 625	0.19	1	WKL	
ME-VR2	2012/13-2	Wet	11/18/2012 9:40:00 AM	11/29/2012 12:41:00 AM	Phenanthrene	n/a	<	0.1	µg/L	EPA 8270Cm	0.1	0.1	WKL	EUM
ME-VR2	2012/13-2	Wet	11/18/2012 9:40:00 AM	11/29/2012 5:40:00 PM	Phenol	n/a	<	0.35	µg/L	EPA 8270Cm	0.35	1	WKL	
ME-VR2	2012/13-2	Wet	11/18/2012 9:40:00 AM	11/29/2012 12:41:00 AM	Pyrene	n/a	<	0.1	µg/L	EPA 8270Cm	0.1	0.1	WKL	EUM
ME-VR2	2012/13-2	Wet	11/18/2012 9:40:00 AM	11/27/2012 11:26:00 PM	PCB Aroclor 1016	n/a	<	0.05	µg/L	EPA 608	0.05	0.5	WKL	
ME-VR2	2012/13-2	Wet	11/18/2012 9:40:00 AM	11/27/2012 11:26:00 PM	PCB Aroclor 1221	n/a	<	0.06	µg/L	EPA 608	0.06	0.5	WKL	
ME-VR2	2012/13-2	Wet	11/18/2012 9:40:00 AM	11/27/2012 11:26:00 PM	PCB Aroclor 1232	n/a	<	0.15	µg/L	EPA 608	0.15	0.5	WKL	
ME-VR2	2012/13-2	Wet	11/18/2012 9:40:00 AM	11/27/2012 11:26:00 PM	PCB Aroclor 1242	n/a	<	0.07	µg/L	EPA 608	0.07	0.5	WKL	
ME-VR2	2012/13-2	Wet	11/18/2012 9:40:00 AM	11/27/2012 11:26:00 PM	PCB Aroclor 1248	n/a	<	0.06	µg/L	EPA 608	0.06	0.5	WKL	
ME-VR2	2012/13-2	Wet	11/18/2012 9:40:00 AM	11/27/2012 11:26:00 PM	PCB Aroclor 1254	n/a	<	0.04	µg/L	EPA 608	0.04	0.5	WKL	
ME-VR2	2012/13-2	Wet	11/18/2012 9:40:00 AM	11/27/2012 11:26:00 PM	PCB Aroclor 1260	n/a	<	0.04	µg/L	EPA 608	0.04	0.5	WKL	
ME-VR2	2012/13-2	Wet	11/18/2012 9:40:00 AM	12/1/2012 9:55:00 PM	2,4,5-T	n/a	<	0.07	µg/L	EPA 515.3	0.07	0.2	WKL	
ME-VR2	2012/13-2	Wet	11/18/2012 9:40:00 AM	12/1/2012 9:55:00 PM	2,4,5-TP	n/a	<	0.09	µg/L	EPA 515.3	0.09	0.2	WKL	
ME-VR2	2012/13-2	Wet	11/18/2012 9:40:00 AM	12/1/2012 9:55:00 PM	2,4-D	n/a	<	0.07	µg/L	EPA 515.3	0.07	0.4	WKL	

Appendix G
Laboratory Environmental Analysis Results

Site ID	Event	Event Type	Sample Date	Analysis Date	Constituent	Fraction	Sign	Result	Units	Method	MDL	Reporting Limit	Analyzing Laboratory	Qualifier
ME-VR2	2012/13-2	Wet	11/18/2012 9:40:00 AM	12/1/2012 9:55:00 PM	2,4-DB	n/a	<	0.07	µg/L	EPA 515.3	0.07	2	WKL	
ME-VR2	2012/13-2	Wet	11/18/2012 9:40:00 AM	12/1/2012 9:55:00 PM	3,5-Dichlorobenzoic acid	n/a	<	0.09	µg/L	EPA 515.3	0.09	1	WKL	
ME-VR2	2012/13-2	Wet	11/18/2012 9:40:00 AM	11/27/2012 11:26:00 PM	4,4'-DDD	n/a	<	0.003	µg/L	EPA 608	0.003	0.05	WKL	
ME-VR2	2012/13-2	Wet	11/18/2012 9:40:00 AM	11/27/2012 11:26:00 PM	4,4'-DDE	n/a	<	0.0025	µg/L	EPA 608	0.0025	0.05	WKL	
ME-VR2	2012/13-2	Wet	11/18/2012 9:40:00 AM	11/27/2012 11:26:00 PM	4,4'-DDT	n/a	<	0.0031	µg/L	EPA 608	0.0031	0.01	WKL	
ME-VR2	2012/13-2	Wet	11/18/2012 9:40:00 AM	12/1/2012 9:55:00 PM	Acifluorfen	n/a	<	0.06	µg/L	EPA 515.3	0.06	0.4	WKL	
ME-VR2	2012/13-2	Wet	11/18/2012 9:40:00 AM	12/4/2012 4:05:00 AM	Alachlor	n/a	<	0.022	µg/L	EPA 525.2	0.022	0.1	WKL	
ME-VR2	2012/13-2	Wet	11/18/2012 9:40:00 AM	11/27/2012 11:26:00 PM	Aldrin	n/a	<	0.0015	µg/L	EPA 608	0.0015	0.005	WKL	
ME-VR2	2012/13-2	Wet	11/18/2012 9:40:00 AM	11/27/2012 11:26:00 PM	alpha-BHC	n/a	<	0.0018	µg/L	EPA 608	0.0018	0.01	WKL	IL
ME-VR2	2012/13-2	Wet	11/18/2012 9:40:00 AM	11/27/2012 11:26:00 PM	alpha-Chlordane	n/a	<	0.0041	µg/L	EPA 608	0.0041	0.01	WKL	
ME-VR2	2012/13-2	Wet	11/18/2012 9:40:00 AM	12/4/2012 4:05:00 AM	Atrazine	n/a	<	0.034	µg/L	EPA 525.2	0.034	0.1	WKL	
ME-VR2	2012/13-2	Wet	11/18/2012 9:40:00 AM	12/13/2012 2:49:00 PM	Azinphos methyl	n/a	<	0.0055	µg/L	EPA 525.2	0.0055	0.01	WKL	EUM
ME-VR2	2012/13-2	Wet	11/18/2012 9:40:00 AM	12/1/2012 9:55:00 PM	Bentazon	n/a	<	0.11	µg/L	EPA 515.3	0.11	2	WKL	
ME-VR2	2012/13-2	Wet	11/18/2012 9:40:00 AM	11/27/2012 11:26:00 PM	beta-BHC	n/a	<	0.0031	µg/L	EPA 608	0.0031	0.005	WKL	
ME-VR2	2012/13-2	Wet	11/18/2012 9:40:00 AM	12/13/2012 2:49:00 PM	Bolstar	n/a	<	0.0046	µg/L	EPA 525.2	0.0046	0.01	WKL	
ME-VR2	2012/13-2	Wet	11/18/2012 9:40:00 AM	12/4/2012 4:05:00 AM	Bromacil	n/a	<	0.038	µg/L	EPA 525.2	0.038	1	WKL	
ME-VR2	2012/13-2	Wet	11/18/2012 9:40:00 AM	12/4/2012 4:05:00 AM	Butachlor	n/a	<	0.017	µg/L	EPA 525.2	0.017	0.2	WKL	
ME-VR2	2012/13-2	Wet	11/18/2012 9:40:00 AM	12/4/2012 4:05:00 AM	Captan	n/a	<	0.86	µg/L	EPA 525.2	0.86	1	WKL	
ME-VR2	2012/13-2	Wet	11/18/2012 9:40:00 AM	11/27/2012 11:26:00 PM	Chlordane (technical)	n/a	<	0.08	µg/L	EPA 608	0.08	0.1	WKL	
ME-VR2	2012/13-2	Wet	11/18/2012 9:40:00 AM	12/4/2012 4:05:00 AM	Chloropropham	n/a	<	0.01	µg/L	EPA 525.2	0.01	0.1	WKL	
ME-VR2	2012/13-2	Wet	11/18/2012 9:40:00 AM	12/13/2012 2:49:00 PM	Chlorpyrifos	n/a	<	0.0069	µg/L	EPA 525.2	0.0069	0.01	WKL	
ME-VR2	2012/13-2	Wet	11/18/2012 9:40:00 AM	12/13/2012 2:49:00 PM	Coumaphos	n/a	<	0.0051	µg/L	EPA 525.2	0.0051	0.01	WKL	
ME-VR2	2012/13-2	Wet	11/18/2012 9:40:00 AM	12/4/2012 4:05:00 AM	Cyanazine	n/a	<	0.024	µg/L	EPA 525.2	0.024	0.1	WKL	
ME-VR2	2012/13-2	Wet	11/18/2012 9:40:00 AM	12/1/2012 9:55:00 PM	Dalapon	n/a	<	0.1	µg/L	EPA 515.3	0.1	0.4	WKL	
ME-VR2	2012/13-2	Wet	11/18/2012 9:40:00 AM	12/1/2012 9:55:00 PM	DCPA (Dacthal)	n/a	<	0.07	µg/L	EPA 515.3	0.07	0.1	WKL	
ME-VR2	2012/13-2	Wet	11/18/2012 9:40:00 AM	11/27/2012 11:26:00 PM	delta-BHC	n/a	<	0.0025	µg/L	EPA 608	0.0025	0.005	WKL	
ME-VR2	2012/13-2	Wet	11/18/2012 9:40:00 AM	12/13/2012 2:49:00 PM	Demeton-O	n/a	<	0.01	µg/L	EPA 525.2	0.01	0.01	WKL	
ME-VR2	2012/13-2	Wet	11/18/2012 9:40:00 AM	12/13/2012 2:49:00 PM	Demeton-S	n/a	<	0.01	µg/L	EPA 525.2	0.01	0.01	WKL	
ME-VR2	2012/13-2	Wet	11/18/2012 9:40:00 AM	12/13/2012 2:49:00 PM	Diazinon	n/a	<	0.0052	µg/L	EPA 525.2	0.0052	0.01	WKL	
ME-VR2	2012/13-2	Wet	11/18/2012 9:40:00 AM	12/1/2012 9:55:00 PM	Dicamba	n/a	<	0.12	µg/L	EPA 515.3	0.12	0.6	WKL	
ME-VR2	2012/13-2	Wet	11/18/2012 9:40:00 AM	12/1/2012 9:55:00 PM	Dichlorprop	n/a	<	0.08	µg/L	EPA 515.3	0.08	0.3	WKL	
ME-VR2	2012/13-2	Wet	11/18/2012 9:40:00 AM	12/13/2012 2:49:00 PM	Dichlorvos	n/a	<	0.0029	µg/L	EPA 525.2	0.0029	0.01	WKL	
ME-VR2	2012/13-2	Wet	11/18/2012 9:40:00 AM	11/27/2012 11:26:00 PM	Dieldrin	n/a	<	0.0021	µg/L	EPA 608	0.0021	0.01	WKL	
ME-VR2	2012/13-2	Wet	11/18/2012 9:40:00 AM	12/13/2012 2:49:00 PM	Dimethoate	n/a	<	0.0062	µg/L	EPA 525.2	0.0062	0.01	WKL	
ME-VR2	2012/13-2	Wet	11/18/2012 9:40:00 AM	12/1/2012 9:55:00 PM	Dinoseb	n/a	<	0.14	µg/L	EPA 515.3	0.14	0.4	WKL	
ME-VR2	2012/13-2	Wet	11/18/2012 9:40:00 AM	12/4/2012 4:05:00 AM	Diphenamid	n/a	<	0.024	µg/L	EPA 525.2	0.024	0.1	WKL	
ME-VR2	2012/13-2	Wet	11/18/2012 9:40:00 AM	12/13/2012 2:49:00 PM	Disulfoton	n/a	<	0.01	µg/L	EPA 525.2	0.01	0.01	WKL	
ME-VR2	2012/13-2	Wet	11/18/2012 9:40:00 AM	11/27/2012 11:26:00 PM	Endosulfan I	n/a	<	0.0017	µg/L	EPA 608	0.0017	0.02	WKL	
ME-VR2	2012/13-2	Wet	11/18/2012 9:40:00 AM	11/27/2012 11:26:00 PM	Endosulfan II	n/a	<	0.0019	µg/L	EPA 608	0.0019	0.01	WKL	
ME-VR2	2012/13-2	Wet	11/18/2012 9:40:00 AM	11/27/2012 11:26:00 PM	Endosulfan sulfate	n/a	<	0.008	µg/L	EPA 608	0.008	0.05	WKL	
ME-VR2	2012/13-2	Wet	11/18/2012 9:40:00 AM	11/27/2012 11:26:00 PM	Endrin	n/a	<	0.0028	µg/L	EPA 608	0.0028	0.01	WKL	
ME-VR2	2012/13-2	Wet	11/18/2012 9:40:00 AM	11/27/2012 11:26:00 PM	Endrin aldehyde	n/a	<	0.003	µg/L	EPA 608	0.003	0.01	WKL	
ME-VR2	2012/13-2	Wet	11/18/2012 9:40:00 AM	12/4/2012 4:05:00 AM	EPTC	n/a	<	0.017	µg/L	EPA 525.2	0.017	1	WKL	
ME-VR2	2012/13-2	Wet	11/18/2012 9:40:00 AM	12/13/2012 2:49:00 PM	Ethoprop	n/a	<	0.0067	µg/L	EPA 525.2	0.0067	0.01	WKL	
ME-VR2	2012/13-2	Wet	11/18/2012 9:40:00 AM	12/13/2012 2:49:00 PM	Ethyl parathion	n/a	<	0.0054	µg/L	EPA 525.2	0.0054	0.01	WKL	
ME-VR2	2012/13-2	Wet	11/18/2012 9:40:00 AM	12/13/2012 2:49:00 PM	Fensulfothion	n/a	<	0.0029	µg/L	EPA 525.2	0.0029	0.01	WKL	
ME-VR2	2012/13-2	Wet	11/18/2012 9:40:00 AM	12/13/2012 2:49:00 PM	Fenthion	n/a	<	0.0038	µg/L	EPA 525.2	0.0038	0.01	WKL	
ME-VR2	2012/13-2	Wet	11/18/2012 9:40:00 AM	11/27/2012 11:26:00 PM	gamma-BHC (Lindane)	n/a	<	0.0021	µg/L	EPA 608	0.0021	0.02	WKL	

Appendix G
Laboratory Environmental Analysis Results

Site ID	Event	Event Type	Sample Date	Analysis Date	Constituent	Fraction	Sign	Result	Units	Method	MDL	Reporting Limit	Analyzing Laboratory	Qualifier
ME-VR2	2012/13-2	Wet	11/18/2012 9:40:00 AM	11/27/2012 11:26:00 PM	gamma-Chlordane	n/a	<	0.0044	µg/L	EPA 608	0.0044	0.01	WKL	
ME-VR2	2012/13-2	Wet	11/18/2012 9:40:00 AM	11/28/2012 6:40:00 PM	Glyphosate	n/a	=	27	µg/L	EPA 547	1.8	5	WKL	
ME-VR2	2012/13-2	Wet	11/18/2012 9:40:00 AM	11/27/2012 11:26:00 PM	Heptachlor	n/a	<	0.0017	µg/L	EPA 608	0.0017	0.01	WKL	IL
ME-VR2	2012/13-2	Wet	11/18/2012 9:40:00 AM	11/27/2012 11:26:00 PM	Heptachlor epoxide	n/a	<	0.0019	µg/L	EPA 608	0.0019	0.01	WKL	
ME-VR2	2012/13-2	Wet	11/18/2012 9:40:00 AM	12/13/2012 2:49:00 PM	Malathion	n/a	<	0.0076	µg/L	EPA 525.2	0.0076	0.01	WKL	
ME-VR2	2012/13-2	Wet	11/18/2012 9:40:00 AM	12/13/2012 2:49:00 PM	Merphos	n/a	<	0.0058	µg/L	EPA 525.2	0.0058	0.01	WKL	
ME-VR2	2012/13-2	Wet	11/18/2012 9:40:00 AM	11/27/2012 11:26:00 PM	Methoxychlor	n/a	<	0.0054	µg/L	EPA 608	0.0054	0.02	WKL	
ME-VR2	2012/13-2	Wet	11/18/2012 9:40:00 AM	12/13/2012 2:49:00 PM	Methyl parathion	n/a	<	0.0063	µg/L	EPA 525.2	0.0063	0.01	WKL	
ME-VR2	2012/13-2	Wet	11/18/2012 9:40:00 AM	12/4/2012 4:05:00 AM	Metolachlor	n/a	<	0.012	µg/L	EPA 525.2	0.012	0.1	WKL	
ME-VR2	2012/13-2	Wet	11/18/2012 9:40:00 AM	12/4/2012 4:05:00 AM	Metribuzin	n/a	<	0.015	µg/L	EPA 525.2	0.015	0.1	WKL	
ME-VR2	2012/13-2	Wet	11/18/2012 9:40:00 AM	12/13/2012 2:49:00 PM	Mevinphos	n/a	<	0.0042	µg/L	EPA 525.2	0.0042	0.01	WKL	
ME-VR2	2012/13-2	Wet	11/18/2012 9:40:00 AM	12/4/2012 4:05:00 AM	Molinate	n/a	<	0.039	µg/L	EPA 525.2	0.039	0.1	WKL	
ME-VR2	2012/13-2	Wet	11/18/2012 9:40:00 AM	12/13/2012 2:49:00 PM	Naled	n/a	<	0.0076	µg/L	EPA 525.2	0.0076	0.1	WKL	
ME-VR2	2012/13-2	Wet	11/18/2012 9:40:00 AM	12/1/2012 9:55:00 PM	Pentachlorophenol	n/a	<	0.04	µg/L	EPA 515.3	0.04	0.2	WKL	
ME-VR2	2012/13-2	Wet	11/18/2012 9:40:00 AM	12/13/2012 2:49:00 PM	Phorate	n/a	<	0.003	µg/L	EPA 525.2	0.003	0.01	WKL	
ME-VR2	2012/13-2	Wet	11/18/2012 9:40:00 AM	12/1/2012 9:55:00 PM	Picloram	n/a	<	0.05	µg/L	EPA 515.3	0.05	0.6	WKL	
ME-VR2	2012/13-2	Wet	11/18/2012 9:40:00 AM	12/4/2012 4:05:00 AM	Prometon	n/a	<	0.024	µg/L	EPA 525.2	0.024	0.2	WKL	
ME-VR2	2012/13-2	Wet	11/18/2012 9:40:00 AM	12/4/2012 4:05:00 AM	Prometryn	n/a	<	0.036	µg/L	EPA 525.2	0.036	0.1	WKL	
ME-VR2	2012/13-2	Wet	11/18/2012 9:40:00 AM	12/13/2012 2:49:00 PM	Ronnel (Fenchlorphos)	n/a	<	0.0041	µg/L	EPA 525.2	0.0041	0.01	WKL	
ME-VR2	2012/13-2	Wet	11/18/2012 9:40:00 AM	12/4/2012 4:05:00 AM	Simazine	n/a	<	0.015	µg/L	EPA 525.2	0.015	0.1	WKL	
ME-VR2	2012/13-2	Wet	11/18/2012 9:40:00 AM	12/13/2012 2:49:00 PM	Stirophos (Tetrachlorvinphos)	n/a	<	0.0031	µg/L	EPA 525.2	0.0031	0.01	WKL	
ME-VR2	2012/13-2	Wet	11/18/2012 9:40:00 AM	12/4/2012 4:05:00 AM	Terbacil	n/a	<	0.55	µg/L	EPA 525.2	0.55	2	WKL	
ME-VR2	2012/13-2	Wet	11/18/2012 9:40:00 AM	12/4/2012 4:05:00 AM	Thiobencarb	n/a	<	0.025	µg/L	EPA 525.2	0.025	0.2	WKL	
ME-VR2	2012/13-2	Wet	11/18/2012 9:40:00 AM	12/13/2012 2:49:00 PM	Tokuthion	n/a	<	0.0078	µg/L	EPA 525.2	0.0078	0.01	WKL	
ME-VR2	2012/13-2	Wet	11/18/2012 9:40:00 AM	11/27/2012 11:26:00 PM	Toxaphene	n/a	<	0.12	µg/L	EPA 608	0.12	0.5	WKL	
ME-VR2	2012/13-2	Wet	11/18/2012 9:40:00 AM	12/13/2012 2:49:00 PM	Trichloronate	n/a	<	0.0067	µg/L	EPA 525.2	0.0067	0.01	WKL	
ME-VR2	2012/13-2	Wet	11/18/2012 9:40:00 AM	12/4/2012 4:05:00 AM	Trithion	n/a	<	0.012	µg/L	EPA 525.2	0.012	0.1	WKL	
ME-VR2	2012/13-4	Wet	3/8/2013 2:20:00 AM	3/8/2013 11:02:00 PM	E. Coli	n/a	=	987	MPN/100 mL	MMO-MUG	10	10	VCHCA	
ME-VR2	2012/13-4	Wet	3/8/2013 2:20:00 AM	3/9/2013 5:00:00 AM	Enterococcus	n/a	=	155	MPN/100 mL	Enterolert	10	10	VCHCA	
ME-VR2	2012/13-4	Wet	3/8/2013 2:20:00 AM	3/12/2013 2:59:00 AM	Fecal Coliform	n/a	=	900	MPN/100 mL	SM 9221 E	2	2	VCHCA	
ME-VR2	2012/13-4	Wet	3/8/2013 2:20:00 AM	3/8/2013 11:02:00 PM	Total Coliform	n/a	=	10462	MPN/100 mL	MMO-MUG	10	10	VCHCA	
ME-VR2	2012/13-4	Wet	3/8/2013 2:20:00 AM	3/22/2013 1:33:00 PM	Cyanide	Total	<	0.0027	mg/L	EPA 335.4	0.0027	0.005	WKL	
ME-VR2	2012/13-4	Wet	3/8/2013 2:20:00 AM	3/11/2013 3:57:00 PM	2-Chloroethyl vinyl ether	n/a	<	0.61	µg/L	EPA 524.2	0.61	1	WKL	
ME-VR2	2012/13-4	Wet	3/8/2013 2:20:00 AM	3/11/2013 3:57:00 PM	Methyl tert-butyl ether (MTBE)	n/a	<	0.19	µg/L	EPA 524.2	0.19	2	WKL	
ME-VR2	2012/13-4	Wet	3/8/2013 9:45:00 AM	3/19/2013 8:50:00 PM	Chloride	n/a	=	73	mg/L	EPA 300.0	0.2	1	WKL	D
ME-VR2	2012/13-4	Wet	3/8/2013 9:45:00 AM	3/19/2013 8:50:00 PM	Fluoride	n/a	=	0.43	mg/L	EPA 300.0	0.04	0.2	WKL	D
ME-VR2	2012/13-4	Wet	3/8/2013 9:45:00 AM	3/19/2013 5:42:00 PM	Perchlorate	n/a	<	0.95	µg/L	EPA 314.0	0.95	2	WKL	
ME-VR2	2012/13-4	Wet	3/8/2013 9:45:00 AM	3/14/2013 11:21:00 AM	Calcium	Total	=	134	mg/L	EPA 200.7	0.0156	0.1	WKL	
ME-VR2	2012/13-4	Wet	3/8/2013 9:45:00 AM	3/14/2013 11:21:00 AM	Magnesium	Total	=	38.2	mg/L	EPA 200.7	0.0121	0.1	WKL	
ME-VR2	2012/13-4	Wet	3/8/2013 9:45:00 AM	3/22/2013 10:05:00 AM	Alkalinity as CaCO3	n/a	=	280	mg/L	SM 2320 B	0.56	10	WKL	
ME-VR2	2012/13-4	Wet	3/8/2013 9:45:00 AM	3/14/2013 2:00:00 PM	BOD	n/a	DNQ	1.6	mg/L	SM 5210 B	0.1	2	WKL	
ME-VR2	2012/13-4	Wet	3/8/2013 9:45:00 AM	3/20/2013 10:56:00 PM	COD	n/a	=	11	mg/L	EPA 410.4	0.73	5	WKL	
ME-VR2	2012/13-4	Wet	3/8/2013 9:45:00 AM	3/8/2013 9:45:00 AM	Conductivity	n/a	=	891	µmhos/cm	Field Meter	-88	1	Field Crew	
ME-VR2	2012/13-4	Wet	3/8/2013 9:45:00 AM	3/8/2013 9:45:00 AM	DO	n/a	=	69.9	%	Field Meter	-88	0.1	Field Crew	
ME-VR2	2012/13-4	Wet	3/8/2013 9:45:00 AM	3/8/2013 9:45:00 AM	DO	n/a	=	7.2	mg/L	Field Meter	-88	0.3	Field Crew	
ME-VR2	2012/13-4	Wet	3/8/2013 9:45:00 AM	3/14/2013 11:21:00 AM	Hardness as CaCO3	Total	=	493	mg/L	EPA 200.7	0.0885	0.662	WKL	
ME-VR2	2012/13-4	Wet	3/8/2013 9:45:00 AM	3/9/2013 8:43:00 PM	MBAS	n/a	<	0.019	mg/L	SM 5540 C	0.019	0.05	WKL	
ME-VR2	2012/13-4	Wet	3/8/2013 9:45:00 AM	3/8/2013 9:45:00 AM	pH	n/a	=	7.93	pH Units	Field Meter	-88	0.01	Field Crew	

Appendix G
Laboratory Environmental Analysis Results

Site ID	Event	Event Type	Sample Date	Analysis Date	Constituent	Fraction	Sign	Result	Units	Method	MDL	Reporting Limit	Analyzing Laboratory	Qualifier
ME-VR2	2012/13-4	Wet	3/8/2013 9:45:00 AM	3/26/2013 11:58:00 AM	Phenolics	n/a	=	0.057	mg/L	EPA 420.4	0.0042	0.01	WKL	
ME-VR2	2012/13-4	Wet	3/8/2013 9:45:00 AM	3/8/2013 9:45:00 AM	Salinity	n/a	=	600	mg/L	Field Meter	-88	100	Field Crew	
ME-VR2	2012/13-4	Wet	3/8/2013 9:45:00 AM	3/18/2013 3:18:00 PM	Specific Conductance	n/a	=	1200	µmhos/cm	SM 2510 B	0.23	2	WKL	
ME-VR2	2012/13-4	Wet	3/8/2013 9:45:00 AM	3/8/2013 9:45:00 AM	Specific Conductance	n/a	=	1152	µmhos/cm	Field Meter	-88	1	Field Crew	
ME-VR2	2012/13-4	Wet	3/8/2013 9:45:00 AM	3/8/2013 9:45:00 AM	Temperature	n/a	=	13.2	°C	Field Meter	-88	0.1	Field Crew	
ME-VR2	2012/13-4	Wet	3/8/2013 9:45:00 AM	3/12/2013 9:45:00 PM	Total Dissolved Solids	n/a	=	790	mg/L	SM 2540 C	4	10	WKL	
ME-VR2	2012/13-4	Wet	3/8/2013 9:45:00 AM	3/14/2013 2:56:00 PM	Total Organic Carbon	n/a	=	2.9	mg/L	SM 5310 C	0.009	0.3	WKL	
ME-VR2	2012/13-4	Wet	3/8/2013 9:45:00 AM	3/12/2013 8:00:00 PM	Total Suspended Solids	n/a	=	17	mg/L	SM 2540 D	5	5	WKL	
ME-VR2	2012/13-4	Wet	3/8/2013 9:45:00 AM	3/9/2013 6:55:00 PM	Turbidity	n/a	=	15	NTU	EPA 180.1	0.024	0.1	WKL	
ME-VR2	2012/13-4	Wet	3/8/2013 9:45:00 AM	3/12/2013 8:00:00 PM	Volatile Suspended Solids	n/a	DNQ	4	mg/L	EPA 160.4	3.1	5	WKL	
ME-VR2	2012/13-4	Wet	3/8/2013 9:45:00 AM	3/19/2013 11:34:00 AM	Oil and Grease	n/a	DNQ	2.4	mg/L	EPA 1664A	1.3	5	WKL	
ME-VR2	2012/13-4	Wet	3/8/2013 9:45:00 AM	3/28/2013 5:33:00 PM	TPH	n/a	<	1.9	mg/L	EPA 1664A	1.9	5	WKL	
ME-VR2	2012/13-4	Wet	3/8/2013 9:45:00 AM	4/1/2013 6:01:00 PM	Aluminum	Dissolved	DNQ	4.1	µg/L	EPA 200.8	0.61	5	WKL	
ME-VR2	2012/13-4	Wet	3/8/2013 9:45:00 AM	4/1/2013 8:51:00 PM	Aluminum	Total	=	540	µg/L	EPA 200.8	2.1	5	WKL	
ME-VR2	2012/13-4	Wet	3/8/2013 9:45:00 AM	4/1/2013 6:01:00 PM	Antimony	Dissolved	DNQ	0.14	µg/L	EPA 200.8	0.04	0.5	WKL	
ME-VR2	2012/13-4	Wet	3/8/2013 9:45:00 AM	4/1/2013 8:51:00 PM	Antimony	Total	DNQ	0.14	µg/L	EPA 200.8	0.04	0.5	WKL	
ME-VR2	2012/13-4	Wet	3/8/2013 9:45:00 AM	4/1/2013 6:01:00 PM	Arsenic	Dissolved	=	0.78	µg/L	EPA 200.8	0.036	0.4	WKL	
ME-VR2	2012/13-4	Wet	3/8/2013 9:45:00 AM	4/1/2013 8:51:00 PM	Arsenic	Total	=	0.92	µg/L	EPA 200.8	0.13	0.4	WKL	
ME-VR2	2012/13-4	Wet	3/8/2013 9:45:00 AM	4/2/2013 12:50:00 PM	Beryllium	Dissolved	<	0.088	µg/L	EPA 200.8	0.088	0.1	WKL	
ME-VR2	2012/13-4	Wet	3/8/2013 9:45:00 AM	4/2/2013 2:03:00 PM	Beryllium	Total	<	0.088	µg/L	EPA 200.8	0.088	0.1	WKL	
ME-VR2	2012/13-4	Wet	3/8/2013 9:45:00 AM	4/1/2013 6:01:00 PM	Cadmium	Dissolved	DNQ	0.05	µg/L	EPA 200.8	0.02	0.1	WKL	
ME-VR2	2012/13-4	Wet	3/8/2013 9:45:00 AM	4/1/2013 8:51:00 PM	Cadmium	Total	DNQ	0.08	µg/L	EPA 200.8	0.02	0.1	WKL	
ME-VR2	2012/13-4	Wet	3/8/2013 9:45:00 AM	4/1/2013 6:01:00 PM	Chromium	Dissolved	DNQ	0.09	µg/L	EPA 200.8	0.074	0.2	WKL	
ME-VR2	2012/13-4	Wet	3/8/2013 9:45:00 AM	4/1/2013 8:51:00 PM	Chromium	Total	=	1.3	µg/L	EPA 200.8	0.074	0.2	WKL	
ME-VR2	2012/13-4	Wet	3/8/2013 9:45:00 AM	3/13/2013 3:51:00 PM	Chromium VI	n/a	DNQ	0.1	µg/L	EPA 218.6	0.0059	0.3	WKL	
ME-VR2	2012/13-4	Wet	3/8/2013 9:45:00 AM	4/1/2013 6:01:00 PM	Copper	Dissolved	=	2	µg/L	EPA 200.8	0.27	0.5	WKL	
ME-VR2	2012/13-4	Wet	3/8/2013 9:45:00 AM	4/1/2013 8:51:00 PM	Copper	Total	=	3.5	µg/L	EPA 200.8	0.27	0.5	WKL	
ME-VR2	2012/13-4	Wet	3/8/2013 9:45:00 AM	3/14/2013 12:22:00 PM	Iron	Dissolved	=	20	µg/L	EPA 200.7	1.1	10	WKL	
ME-VR2	2012/13-4	Wet	3/8/2013 9:45:00 AM	3/14/2013 11:21:00 AM	Iron	Total	=	740	µg/L	EPA 200.7	1.1	10	WKL	
ME-VR2	2012/13-4	Wet	3/8/2013 9:45:00 AM	4/2/2013 12:50:00 PM	Lead	Dissolved	DNQ	0.07	µg/L	EPA 200.8	0.011	0.2	WKL	UL-MB
ME-VR2	2012/13-4	Wet	3/8/2013 9:45:00 AM	4/2/2013 2:03:00 PM	Lead	Total	=	0.44	µg/L	EPA 200.8	0.035	0.2	WKL	
ME-VR2	2012/13-4	Wet	3/8/2013 9:45:00 AM	3/27/2013 4:18:00 PM	Mercury	Dissolved	=	71	ng/L	EPA 245.1	3.9	50	WKL	
ME-VR2	2012/13-4	Wet	3/8/2013 9:45:00 AM	3/27/2013 4:18:00 PM	Mercury	Total	=	92	ng/L	EPA 245.1	3.9	50	WKL	
ME-VR2	2012/13-4	Wet	3/8/2013 9:45:00 AM	4/1/2013 6:01:00 PM	Nickel	Dissolved	=	3.1	µg/L	EPA 200.8	0.13	0.8	WKL	
ME-VR2	2012/13-4	Wet	3/8/2013 9:45:00 AM	4/1/2013 8:51:00 PM	Nickel	Total	=	3.1	µg/L	EPA 200.8	0.13	0.8	WKL	
ME-VR2	2012/13-4	Wet	3/8/2013 9:45:00 AM	4/1/2013 6:01:00 PM	Selenium	Dissolved	=	2.2	µg/L	EPA 200.8	0.28	0.4	WKL	
ME-VR2	2012/13-4	Wet	3/8/2013 9:45:00 AM	4/1/2013 8:51:00 PM	Selenium	Total	=	2.2	µg/L	EPA 200.8	0.28	0.4	WKL	
ME-VR2	2012/13-4	Wet	3/8/2013 9:45:00 AM	4/1/2013 6:01:00 PM	Silver	Dissolved	<	0.027	µg/L	EPA 200.8	0.027	0.2	WKL	
ME-VR2	2012/13-4	Wet	3/8/2013 9:45:00 AM	4/1/2013 8:51:00 PM	Silver	Total	<	0.027	µg/L	EPA 200.8	0.027	0.2	WKL	
ME-VR2	2012/13-4	Wet	3/8/2013 9:45:00 AM	4/1/2013 6:01:00 PM	Thallium	Dissolved	DNQ	0.01	µg/L	EPA 200.8	0.009	0.2	WKL	
ME-VR2	2012/13-4	Wet	3/8/2013 9:45:00 AM	4/1/2013 8:51:00 PM	Thallium	Total	<	0.034	µg/L	EPA 200.8	0.034	0.2	WKL	
ME-VR2	2012/13-4	Wet	3/8/2013 9:45:00 AM	4/1/2013 6:01:00 PM	Zinc	Dissolved	DNQ	2.8	µg/L	EPA 200.8	1.1	5	WKL	
ME-VR2	2012/13-4	Wet	3/8/2013 9:45:00 AM	4/1/2013 8:51:00 PM	Zinc	Total	=	5.2	µg/L	EPA 200.8	1.1	5	WKL	
ME-VR2	2012/13-4	Wet	3/8/2013 9:45:00 AM	3/20/2013 6:47:00 PM	Ammonia as N	n/a	DNQ	0.07	mg/L	EPA 350.1	0.048	0.1	WKL	
ME-VR2	2012/13-4	Wet	3/8/2013 9:45:00 AM	3/11/2013 5:16:00 PM	Nitrate + Nitrite as N	n/a	=	0.25	mg/L	EPA 353.2	0.01	0.1	WKL	
ME-VR2	2012/13-4	Wet	3/8/2013 9:45:00 AM	4/4/2013 7:34:00 PM	Phosphorus as P	Dissolved	=	0.06	mg/L	EPA 365.1	0.0014	0.01	WKL	
ME-VR2	2012/13-4	Wet	3/8/2013 9:45:00 AM	3/15/2013 2:07:00 PM	Phosphorus as P	Total	=	0.12	mg/L	EPA 365.1	0.0014	0.01	WKL	
ME-VR2	2012/13-4	Wet	3/8/2013 9:45:00 AM	3/21/2013 12:56:00 PM	TKN	n/a	=	0.27	mg/L	EPA 351.2	0.074	0.1	WKL	

Appendix G
Laboratory Environmental Analysis Results

Site ID	Event	Event Type	Sample Date	Analysis Date	Constituent	Fraction	Sign	Result	Units	Method	MDL	Reporting Limit	Analyzing Laboratory	Qualifier
ME-VR2	2012/13-4	Wet	3/8/2013 9:45:00 AM	3/18/2013 11:41:00 PM	1,2,4-Trichlorobenzene	n/a	<	0.55	µg/L	EPA 625	0.55	1	WKL	
ME-VR2	2012/13-4	Wet	3/8/2013 9:45:00 AM	3/18/2013 11:41:00 PM	1,2-Dichlorobenzene	n/a	<	0.57	µg/L	EPA 625	0.57	1	WKL	
ME-VR2	2012/13-4	Wet	3/8/2013 9:45:00 AM	3/18/2013 11:41:00 PM	1,2-Diphenylhydrazine	n/a	<	0.25	µg/L	EPA 625	0.25	1	WKL	
ME-VR2	2012/13-4	Wet	3/8/2013 9:45:00 AM	3/18/2013 11:41:00 PM	1,3-Dichlorobenzene	n/a	<	0.53	µg/L	EPA 625	0.53	1	WKL	
ME-VR2	2012/13-4	Wet	3/8/2013 9:45:00 AM	3/18/2013 11:41:00 PM	1,4-Dichlorobenzene	n/a	<	0.55	µg/L	EPA 625	0.55	1	WKL	
ME-VR2	2012/13-4	Wet	3/8/2013 9:45:00 AM	4/9/2013 8:10:00 PM	1-Methylnaphthalene	n/a	<	0.1	µg/L	EPA 8270Cm	0.1	0.1	WKL	
ME-VR2	2012/13-4	Wet	3/8/2013 9:45:00 AM	4/11/2013 2:34:00 AM	2,4,5-Trichlorophenol	n/a	<	0.29	µg/L	EPA 8270Cm	0.29	1	WKL	
ME-VR2	2012/13-4	Wet	3/8/2013 9:45:00 AM	4/11/2013 2:34:00 AM	2,4,6-Trichlorophenol	n/a	<	0.3	µg/L	EPA 8270Cm	0.3	1	WKL	
ME-VR2	2012/13-4	Wet	3/8/2013 9:45:00 AM	4/11/2013 2:34:00 AM	2,4-Dichlorophenol	n/a	<	0.51	µg/L	EPA 8270Cm	0.51	1	WKL	
ME-VR2	2012/13-4	Wet	3/8/2013 9:45:00 AM	4/11/2013 2:34:00 AM	2,4-Dimethylphenol	n/a	<	1	µg/L	EPA 8270Cm	1	2	WKL	
ME-VR2	2012/13-4	Wet	3/8/2013 9:45:00 AM	4/11/2013 2:34:00 AM	2,4-Dinitrophenol	n/a	<	1	µg/L	EPA 8270Cm	1	2	WKL	
ME-VR2	2012/13-4	Wet	3/8/2013 9:45:00 AM	3/18/2013 11:41:00 PM	2,4-Dinitrotoluene	n/a	<	0.18	µg/L	EPA 625	0.18	1	WKL	
ME-VR2	2012/13-4	Wet	3/8/2013 9:45:00 AM	3/18/2013 11:41:00 PM	2,6-Dinitrotoluene	n/a	<	0.27	µg/L	EPA 625	0.27	1	WKL	
ME-VR2	2012/13-4	Wet	3/8/2013 9:45:00 AM	3/18/2013 11:41:00 PM	2-Chloronaphthalene	n/a	<	0.45	µg/L	EPA 625	0.45	1	WKL	
ME-VR2	2012/13-4	Wet	3/8/2013 9:45:00 AM	4/11/2013 2:34:00 AM	2-Chlorophenol	n/a	<	0.65	µg/L	EPA 8270Cm	0.65	1	WKL	
ME-VR2	2012/13-4	Wet	3/8/2013 9:45:00 AM	4/9/2013 8:10:00 PM	2-Methylnaphthalene	n/a	<	0.1	µg/L	EPA 8270Cm	0.1	0.1	WKL	
ME-VR2	2012/13-4	Wet	3/8/2013 9:45:00 AM	4/11/2013 2:34:00 AM	2-Methylphenol	n/a	<	0.34	µg/L	EPA 8270Cm	0.34	1	WKL	
ME-VR2	2012/13-4	Wet	3/8/2013 9:45:00 AM	4/11/2013 2:34:00 AM	2-Nitrophenol	n/a	<	0.71	µg/L	EPA 8270Cm	0.71	1	WKL	
ME-VR2	2012/13-4	Wet	3/8/2013 9:45:00 AM	3/18/2013 11:41:00 PM	3,3'-Dichlorobenzidine	n/a	<	1.2	µg/L	EPA 625	1.2	5	WKL	
ME-VR2	2012/13-4	Wet	3/8/2013 9:45:00 AM	4/11/2013 2:34:00 AM	3-/4-Methylphenol	n/a	<	0.3	µg/L	EPA 8270Cm	0.3	1	WKL	
ME-VR2	2012/13-4	Wet	3/8/2013 9:45:00 AM	4/11/2013 2:34:00 AM	4,6-Dinitro-2-methylphenol	n/a	<	0.14	µg/L	EPA 8270Cm	0.14	1	WKL	
ME-VR2	2012/13-4	Wet	3/8/2013 9:45:00 AM	3/18/2013 11:41:00 PM	4-Bromophenyl phenyl ether	n/a	<	0.36	µg/L	EPA 625	0.36	1	WKL	
ME-VR2	2012/13-4	Wet	3/8/2013 9:45:00 AM	4/11/2013 2:34:00 AM	4-Chloro-3-methylphenol	n/a	<	0.37	µg/L	EPA 8270Cm	0.37	1	WKL	
ME-VR2	2012/13-4	Wet	3/8/2013 9:45:00 AM	3/18/2013 11:41:00 PM	4-Chlorophenyl phenyl ether	n/a	<	0.41	µg/L	EPA 625	0.41	1	WKL	
ME-VR2	2012/13-4	Wet	3/8/2013 9:45:00 AM	4/11/2013 2:34:00 AM	4-Nitrophenol	n/a	<	1	µg/L	EPA 8270Cm	1	2	WKL	
ME-VR2	2012/13-4	Wet	3/8/2013 9:45:00 AM	4/9/2013 8:10:00 PM	Acenaphthene	n/a	<	0.1	µg/L	EPA 8270Cm	0.1	0.1	WKL	
ME-VR2	2012/13-4	Wet	3/8/2013 9:45:00 AM	4/9/2013 8:10:00 PM	Acenaphthylene	n/a	<	0.1	µg/L	EPA 8270Cm	0.1	0.1	WKL	
ME-VR2	2012/13-4	Wet	3/8/2013 9:45:00 AM	4/9/2013 8:10:00 PM	Anthracene	n/a	<	0.1	µg/L	EPA 8270Cm	0.1	0.1	WKL	
ME-VR2	2012/13-4	Wet	3/8/2013 9:45:00 AM	4/9/2013 8:10:00 PM	Benz(a)anthracene	n/a	=	0.47	µg/L	EPA 8270Cm	0.1	0.1	WKL	
ME-VR2	2012/13-4	Wet	3/8/2013 9:45:00 AM	3/18/2013 11:41:00 PM	Benzidine	n/a	<	3.7	µg/L	EPA 625	3.7	10	WKL	
ME-VR2	2012/13-4	Wet	3/8/2013 9:45:00 AM	3/26/2013 6:01:00 PM	Benzo(a)pyrene	n/a	<	0.07	µg/L	EPA 525.2	0.07	0.1	WKL	
ME-VR2	2012/13-4	Wet	3/8/2013 9:45:00 AM	4/9/2013 8:10:00 PM	Benzo(b)fluoranthene	n/a	=	0.3	µg/L	EPA 8270Cm	0.1	0.1	WKL	
ME-VR2	2012/13-4	Wet	3/8/2013 9:45:00 AM	4/9/2013 8:10:00 PM	Benzo(g,h,i)perylene	n/a	<	0.1	µg/L	EPA 8270Cm	0.1	0.1	WKL	
ME-VR2	2012/13-4	Wet	3/8/2013 9:45:00 AM	4/9/2013 8:10:00 PM	Benzo(k)fluoranthene	n/a	=	0.19	µg/L	EPA 8270Cm	0.1	0.1	WKL	
ME-VR2	2012/13-4	Wet	3/8/2013 9:45:00 AM	3/18/2013 11:41:00 PM	Bis(2-chloroethoxy)methane	n/a	<	0.25	µg/L	EPA 625	0.25	1	WKL	
ME-VR2	2012/13-4	Wet	3/8/2013 9:45:00 AM	3/18/2013 11:41:00 PM	Bis(2-chloroethyl)ether	n/a	<	0.27	µg/L	EPA 625	0.27	1	WKL	
ME-VR2	2012/13-4	Wet	3/8/2013 9:45:00 AM	3/18/2013 11:41:00 PM	Bis(2-chloroisopropyl)ether	n/a	<	0.38	µg/L	EPA 625	0.38	1	WKL	
ME-VR2	2012/13-4	Wet	3/8/2013 9:45:00 AM	3/26/2013 6:01:00 PM	Bis(2-ethylhexyl)adipate	n/a	<	0.1	µg/L	EPA 525.2	0.1	5	WKL	
ME-VR2	2012/13-4	Wet	3/8/2013 9:45:00 AM	3/26/2013 6:01:00 PM	Bis(2-ethylhexyl)phthalate	n/a	<	1.1	µg/L	EPA 525.2	1.1	3	WKL	
ME-VR2	2012/13-4	Wet	3/8/2013 9:45:00 AM	3/18/2013 11:41:00 PM	Butyl benzyl phthalate	n/a	DNQ	0.55	µg/L	EPA 625	0.18	1	WKL	
ME-VR2	2012/13-4	Wet	3/8/2013 9:45:00 AM	4/9/2013 8:10:00 PM	Chrysene	n/a	=	0.58	µg/L	EPA 8270Cm	0.1	0.1	WKL	
ME-VR2	2012/13-4	Wet	3/8/2013 9:45:00 AM	4/9/2013 8:10:00 PM	Dibenz(a,h)anthracene	n/a	<	0.1	µg/L	EPA 8270Cm	0.1	0.1	WKL	
ME-VR2	2012/13-4	Wet	3/8/2013 9:45:00 AM	3/18/2013 11:41:00 PM	Diethyl phthalate	n/a	DNQ	0.41	µg/L	EPA 625	0.15	1	WKL	
ME-VR2	2012/13-4	Wet	3/8/2013 9:45:00 AM	3/18/2013 11:41:00 PM	Dimethyl phthalate	n/a	<	0.18	µg/L	EPA 625	0.18	1	WKL	
ME-VR2	2012/13-4	Wet	3/8/2013 9:45:00 AM	3/18/2013 11:41:00 PM	Di-n-butylphthalate	n/a	DNQ	0.42	µg/L	EPA 625	0.24	1	WKL	
ME-VR2	2012/13-4	Wet	3/8/2013 9:45:00 AM	3/18/2013 11:41:00 PM	Di-n-octylphthalate	n/a	<	0.19	µg/L	EPA 625	0.19	1	WKL	
ME-VR2	2012/13-4	Wet	3/8/2013 9:45:00 AM	4/9/2013 8:10:00 PM	Fluoranthene	n/a	=	0.39	µg/L	EPA 8270Cm	0.1	0.1	WKL	
ME-VR2	2012/13-4	Wet	3/8/2013 9:45:00 AM	4/9/2013 8:10:00 PM	Fluorene	n/a	<	0.1	µg/L	EPA 8270Cm	0.1	0.1	WKL	

Appendix G
Laboratory Environmental Analysis Results

Site ID	Event	Event Type	Sample Date	Analysis Date	Constituent	Fraction	Sign	Result	Units	Method	MDL	Reporting Limit	Analyzing Laboratory	Qualifier
ME-VR2	2012/13-4	Wet	3/8/2013 9:45:00 AM	3/18/2013 11:41:00 PM	Hexachlorobenzene	n/a	<	0.49	µg/L	EPA 625	0.49	1	WKL	
ME-VR2	2012/13-4	Wet	3/8/2013 9:45:00 AM	3/18/2013 11:41:00 PM	Hexachlorobutadiene	n/a	<	0.47	µg/L	EPA 625	0.47	1	WKL	
ME-VR2	2012/13-4	Wet	3/8/2013 9:45:00 AM	3/18/2013 11:41:00 PM	Hexachlorocyclopentadiene	n/a	<	1.5	µg/L	EPA 625	1.5	5	WKL	
ME-VR2	2012/13-4	Wet	3/8/2013 9:45:00 AM	3/18/2013 11:41:00 PM	Hexachloroethane	n/a	<	0.52	µg/L	EPA 625	0.52	1	WKL	
ME-VR2	2012/13-4	Wet	3/8/2013 9:45:00 AM	4/9/2013 8:10:00 PM	Indeno(1,2,3-cd)pyrene	n/a	<	0.1	µg/L	EPA 8270Cm	0.1	0.1	WKL	
ME-VR2	2012/13-4	Wet	3/8/2013 9:45:00 AM	3/18/2013 11:41:00 PM	Isophorone	n/a	<	0.21	µg/L	EPA 625	0.21	1	WKL	
ME-VR2	2012/13-4	Wet	3/8/2013 9:45:00 AM	4/9/2013 8:10:00 PM	Naphthalene	n/a	<	0.1	µg/L	EPA 8270Cm	0.1	0.1	WKL	
ME-VR2	2012/13-4	Wet	3/8/2013 9:45:00 AM	3/18/2013 11:41:00 PM	Nitrobenzene	n/a	<	0.36	µg/L	EPA 625	0.36	1	WKL	
ME-VR2	2012/13-4	Wet	3/8/2013 9:45:00 AM	3/18/2013 11:41:00 PM	N-Nitrosodimethylamine	n/a	<	0.14	µg/L	EPA 625	0.14	1	WKL	
ME-VR2	2012/13-4	Wet	3/8/2013 9:45:00 AM	3/18/2013 11:41:00 PM	N-Nitrosodi-N-propylamine	n/a	<	0.26	µg/L	EPA 625	0.26	1	WKL	
ME-VR2	2012/13-4	Wet	3/8/2013 9:45:00 AM	3/18/2013 11:41:00 PM	N-Nitrosodiphenylamine	n/a	<	0.19	µg/L	EPA 625	0.19	1	WKL	
ME-VR2	2012/13-4	Wet	3/8/2013 9:45:00 AM	4/9/2013 8:10:00 PM	Phenanthrene	n/a	<	0.1	µg/L	EPA 8270Cm	0.1	0.1	WKL	
ME-VR2	2012/13-4	Wet	3/8/2013 9:45:00 AM	4/11/2013 2:34:00 AM	Phenol	n/a	<	0.35	µg/L	EPA 8270Cm	0.35	1	WKL	
ME-VR2	2012/13-4	Wet	3/8/2013 9:45:00 AM	4/9/2013 8:10:00 PM	Pyrene	n/a	=	0.44	µg/L	EPA 8270Cm	0.1	0.1	WKL	
ME-VR2	2012/13-4	Wet	3/8/2013 9:45:00 AM	3/24/2013 5:41:00 AM	PCB Aroclor 1016	n/a	<	0.05	µg/L	EPA 608	0.05	0.5	WKL	
ME-VR2	2012/13-4	Wet	3/8/2013 9:45:00 AM	3/24/2013 5:41:00 AM	PCB Aroclor 1221	n/a	<	0.06	µg/L	EPA 608	0.06	0.5	WKL	
ME-VR2	2012/13-4	Wet	3/8/2013 9:45:00 AM	3/24/2013 5:41:00 AM	PCB Aroclor 1232	n/a	<	0.15	µg/L	EPA 608	0.15	0.5	WKL	
ME-VR2	2012/13-4	Wet	3/8/2013 9:45:00 AM	3/24/2013 5:41:00 AM	PCB Aroclor 1242	n/a	<	0.07	µg/L	EPA 608	0.07	0.5	WKL	
ME-VR2	2012/13-4	Wet	3/8/2013 9:45:00 AM	3/24/2013 5:41:00 AM	PCB Aroclor 1248	n/a	<	0.06	µg/L	EPA 608	0.06	0.5	WKL	
ME-VR2	2012/13-4	Wet	3/8/2013 9:45:00 AM	3/24/2013 5:41:00 AM	PCB Aroclor 1254	n/a	<	0.04	µg/L	EPA 608	0.04	0.5	WKL	
ME-VR2	2012/13-4	Wet	3/8/2013 9:45:00 AM	3/24/2013 5:41:00 AM	PCB Aroclor 1260	n/a	<	0.04	µg/L	EPA 608	0.04	0.5	WKL	
ME-VR2	2012/13-4	Wet	3/8/2013 9:45:00 AM	3/21/2013 7:46:00 PM	2,4,5-T	n/a	<	0.07	µg/L	EPA 515.3	0.07	0.2	WKL	
ME-VR2	2012/13-4	Wet	3/8/2013 9:45:00 AM	3/21/2013 7:46:00 PM	2,4,5-TP	n/a	<	0.09	µg/L	EPA 515.3	0.09	0.2	WKL	
ME-VR2	2012/13-4	Wet	3/8/2013 9:45:00 AM	3/21/2013 7:46:00 PM	2,4-D	n/a	<	0.07	µg/L	EPA 515.3	0.07	0.4	WKL	
ME-VR2	2012/13-4	Wet	3/8/2013 9:45:00 AM	3/21/2013 7:46:00 PM	2,4-DB	n/a	<	0.07	µg/L	EPA 515.3	0.07	2	WKL	
ME-VR2	2012/13-4	Wet	3/8/2013 9:45:00 AM	3/21/2013 7:46:00 PM	3,5-Dichlorobenzoic acid	n/a	<	0.09	µg/L	EPA 515.3	0.09	1	WKL	
ME-VR2	2012/13-4	Wet	3/8/2013 9:45:00 AM	3/24/2013 5:41:00 AM	4,4'-DDD	n/a	<	0.003	µg/L	EPA 608	0.003	0.05	WKL	
ME-VR2	2012/13-4	Wet	3/8/2013 9:45:00 AM	3/24/2013 5:41:00 AM	4,4'-DDE	n/a	<	0.0025	µg/L	EPA 608	0.0025	0.05	WKL	
ME-VR2	2012/13-4	Wet	3/8/2013 9:45:00 AM	3/24/2013 5:41:00 AM	4,4'-DDT	n/a	<	0.0031	µg/L	EPA 608	0.0031	0.01	WKL	
ME-VR2	2012/13-4	Wet	3/8/2013 9:45:00 AM	3/21/2013 7:46:00 PM	Acifluorfen	n/a	<	0.06	µg/L	EPA 515.3	0.06	0.4	WKL	
ME-VR2	2012/13-4	Wet	3/8/2013 9:45:00 AM	3/26/2013 6:01:00 PM	Alachlor	n/a	<	0.022	µg/L	EPA 525.2	0.022	0.1	WKL	
ME-VR2	2012/13-4	Wet	3/8/2013 9:45:00 AM	3/24/2013 5:41:00 AM	Aldrin	n/a	<	0.0015	µg/L	EPA 608	0.0015	0.005	WKL	
ME-VR2	2012/13-4	Wet	3/8/2013 9:45:00 AM	3/24/2013 5:41:00 AM	alpha-BHC	n/a	<	0.0018	µg/L	EPA 608	0.0018	0.01	WKL	
ME-VR2	2012/13-4	Wet	3/8/2013 9:45:00 AM	3/24/2013 5:41:00 AM	alpha-Chlordane	n/a	<	0.0041	µg/L	EPA 608	0.0041	0.01	WKL	
ME-VR2	2012/13-4	Wet	3/8/2013 9:45:00 AM	3/26/2013 6:01:00 PM	Atrazine	n/a	<	0.034	µg/L	EPA 525.2	0.034	0.1	WKL	
ME-VR2	2012/13-4	Wet	3/8/2013 9:45:00 AM	4/12/2013 3:35:00 AM	Azinphos methyl	n/a	<	0.0055	µg/L	EPA 525.2	0.0055	0.01	WKL	LB-LCSR
ME-VR2	2012/13-4	Wet	3/8/2013 9:45:00 AM	3/21/2013 7:46:00 PM	Bentazon	n/a	<	0.11	µg/L	EPA 515.3	0.11	2	WKL	
ME-VR2	2012/13-4	Wet	3/8/2013 9:45:00 AM	3/24/2013 5:41:00 AM	beta-BHC	n/a	<	0.0031	µg/L	EPA 608	0.0031	0.005	WKL	
ME-VR2	2012/13-4	Wet	3/8/2013 9:45:00 AM	4/12/2013 3:35:00 AM	Bolstar	n/a	<	0.0046	µg/L	EPA 525.2	0.0046	0.01	WKL	
ME-VR2	2012/13-4	Wet	3/8/2013 9:45:00 AM	3/26/2013 6:01:00 PM	Bromacil	n/a	<	0.038	µg/L	EPA 525.2	0.038	1	WKL	
ME-VR2	2012/13-4	Wet	3/8/2013 9:45:00 AM	3/26/2013 6:01:00 PM	Butachlor	n/a	<	0.017	µg/L	EPA 525.2	0.017	0.2	WKL	
ME-VR2	2012/13-4	Wet	3/8/2013 9:45:00 AM	3/26/2013 6:01:00 PM	Captan	n/a	<	0.86	µg/L	EPA 525.2	0.86	1	WKL	
ME-VR2	2012/13-4	Wet	3/8/2013 9:45:00 AM	3/24/2013 5:41:00 AM	Chlordane (technical)	n/a	<	0.08	µg/L	EPA 608	0.08	0.1	WKL	
ME-VR2	2012/13-4	Wet	3/8/2013 9:45:00 AM	3/26/2013 6:01:00 PM	Chloropropham	n/a	<	0.01	µg/L	EPA 525.2	0.01	0.1	WKL	
ME-VR2	2012/13-4	Wet	3/8/2013 9:45:00 AM	4/12/2013 3:35:00 AM	Chlorpyrifos	n/a	<	0.0069	µg/L	EPA 525.2	0.0069	0.01	WKL	
ME-VR2	2012/13-4	Wet	3/8/2013 9:45:00 AM	4/12/2013 3:35:00 AM	Coumaphos	n/a	<	0.0051	µg/L	EPA 525.2	0.0051	0.01	WKL	
ME-VR2	2012/13-4	Wet	3/8/2013 9:45:00 AM	3/26/2013 6:01:00 PM	Cyanazine	n/a	<	0.024	µg/L	EPA 525.2	0.024	0.1	WKL	
ME-VR2	2012/13-4	Wet	3/8/2013 9:45:00 AM	3/21/2013 7:46:00 PM	Dalapon	n/a	<	0.1	µg/L	EPA 515.3	0.1	0.4	WKL	

Appendix G
Laboratory Environmental Analysis Results

Site ID	Event	Event Type	Sample Date	Analysis Date	Constituent	Fraction	Sign	Result	Units	Method	MDL	Reporting Limit	Analyzing Laboratory	Qualifier
ME-VR2	2012/13-4	Wet	3/8/2013 9:45:00 AM	3/21/2013 7:46:00 PM	DCPA (Dacthal)	n/a	<	0.07	µg/L	EPA 515.3	0.07	0.1	WKL	
ME-VR2	2012/13-4	Wet	3/8/2013 9:45:00 AM	3/24/2013 5:41:00 AM	delta-BHC	n/a	<	0.0025	µg/L	EPA 608	0.0025	0.005	WKL	
ME-VR2	2012/13-4	Wet	3/8/2013 9:45:00 AM	4/12/2013 3:35:00 AM	Demeton-O	n/a	<	0.01	µg/L	EPA 525.2	0.01	0.01	WKL	
ME-VR2	2012/13-4	Wet	3/8/2013 9:45:00 AM	4/12/2013 3:35:00 AM	Demeton-S	n/a	<	0.01	µg/L	EPA 525.2	0.01	0.01	WKL	
ME-VR2	2012/13-4	Wet	3/8/2013 9:45:00 AM	4/12/2013 3:35:00 AM	Diazinon	n/a	<	0.0052	µg/L	EPA 525.2	0.0052	0.01	WKL	
ME-VR2	2012/13-4	Wet	3/8/2013 9:45:00 AM	3/21/2013 7:46:00 PM	Dicamba	n/a	<	0.12	µg/L	EPA 515.3	0.12	0.6	WKL	
ME-VR2	2012/13-4	Wet	3/8/2013 9:45:00 AM	3/21/2013 7:46:00 PM	Dichlorprop	n/a	<	0.08	µg/L	EPA 515.3	0.08	0.3	WKL	
ME-VR2	2012/13-4	Wet	3/8/2013 9:45:00 AM	4/12/2013 3:35:00 AM	Dichlorvos	n/a	<	0.0029	µg/L	EPA 525.2	0.0029	0.01	WKL	
ME-VR2	2012/13-4	Wet	3/8/2013 9:45:00 AM	3/24/2013 5:41:00 AM	Dieldrin	n/a	<	0.0021	µg/L	EPA 608	0.0021	0.01	WKL	
ME-VR2	2012/13-4	Wet	3/8/2013 9:45:00 AM	4/12/2013 3:35:00 AM	Dimethoate	n/a	<	0.0062	µg/L	EPA 525.2	0.0062	0.01	WKL	
ME-VR2	2012/13-4	Wet	3/8/2013 9:45:00 AM	3/21/2013 7:46:00 PM	Dinoseb	n/a	<	0.14	µg/L	EPA 515.3	0.14	0.4	WKL	
ME-VR2	2012/13-4	Wet	3/8/2013 9:45:00 AM	3/26/2013 6:01:00 PM	Diphenamid	n/a	<	0.024	µg/L	EPA 525.2	0.024	0.1	WKL	
ME-VR2	2012/13-4	Wet	3/8/2013 9:45:00 AM	4/12/2013 3:35:00 AM	Disulfoton	n/a	<	0.01	µg/L	EPA 525.2	0.01	0.01	WKL	
ME-VR2	2012/13-4	Wet	3/8/2013 9:45:00 AM	3/24/2013 5:41:00 AM	Endosulfan I	n/a	<	0.0017	µg/L	EPA 608	0.0017	0.02	WKL	
ME-VR2	2012/13-4	Wet	3/8/2013 9:45:00 AM	3/24/2013 5:41:00 AM	Endosulfan II	n/a	<	0.0019	µg/L	EPA 608	0.0019	0.01	WKL	
ME-VR2	2012/13-4	Wet	3/8/2013 9:45:00 AM	3/24/2013 5:41:00 AM	Endosulfan sulfate	n/a	<	0.008	µg/L	EPA 608	0.008	0.05	WKL	
ME-VR2	2012/13-4	Wet	3/8/2013 9:45:00 AM	3/24/2013 5:41:00 AM	Endrin	n/a	<	0.0028	µg/L	EPA 608	0.0028	0.01	WKL	
ME-VR2	2012/13-4	Wet	3/8/2013 9:45:00 AM	3/24/2013 5:41:00 AM	Endrin aldehyde	n/a	<	0.003	µg/L	EPA 608	0.003	0.01	WKL	
ME-VR2	2012/13-4	Wet	3/8/2013 9:45:00 AM	3/26/2013 6:01:00 PM	EPTC	n/a	<	0.017	µg/L	EPA 525.2	0.017	1	WKL	
ME-VR2	2012/13-4	Wet	3/8/2013 9:45:00 AM	4/12/2013 3:35:00 AM	Ethoprop	n/a	<	0.0067	µg/L	EPA 525.2	0.0067	0.01	WKL	
ME-VR2	2012/13-4	Wet	3/8/2013 9:45:00 AM	4/12/2013 3:35:00 AM	Ethyl parathion	n/a	<	0.0054	µg/L	EPA 525.2	0.0054	0.01	WKL	
ME-VR2	2012/13-4	Wet	3/8/2013 9:45:00 AM	4/12/2013 3:35:00 AM	Fensulfothion	n/a	<	0.0029	µg/L	EPA 525.2	0.0029	0.01	WKL	
ME-VR2	2012/13-4	Wet	3/8/2013 9:45:00 AM	4/12/2013 3:35:00 AM	Fenthion	n/a	<	0.0038	µg/L	EPA 525.2	0.0038	0.01	WKL	
ME-VR2	2012/13-4	Wet	3/8/2013 9:45:00 AM	3/24/2013 5:41:00 AM	gamma-BHC (Lindane)	n/a	<	0.0021	µg/L	EPA 608	0.0021	0.02	WKL	
ME-VR2	2012/13-4	Wet	3/8/2013 9:45:00 AM	3/24/2013 5:41:00 AM	gamma-Chlordane	n/a	<	0.0044	µg/L	EPA 608	0.0044	0.01	WKL	
ME-VR2	2012/13-4	Wet	3/8/2013 9:45:00 AM	3/12/2013 4:53:00 PM	Glyphosate	n/a	=	8.4	µg/L	EPA 547	1.8	5	WKL	
ME-VR2	2012/13-4	Wet	3/8/2013 9:45:00 AM	3/24/2013 5:41:00 AM	Heptachlor	n/a	<	0.0017	µg/L	EPA 608	0.0017	0.01	WKL	
ME-VR2	2012/13-4	Wet	3/8/2013 9:45:00 AM	3/24/2013 5:41:00 AM	Heptachlor epoxide	n/a	<	0.0019	µg/L	EPA 608	0.0019	0.01	WKL	
ME-VR2	2012/13-4	Wet	3/8/2013 9:45:00 AM	4/12/2013 3:35:00 AM	Malathion	n/a	<	0.0076	µg/L	EPA 525.2	0.0076	0.01	WKL	
ME-VR2	2012/13-4	Wet	3/8/2013 9:45:00 AM	4/12/2013 3:35:00 AM	Merphos	n/a	<	0.0058	µg/L	EPA 525.2	0.0058	0.01	WKL	
ME-VR2	2012/13-4	Wet	3/8/2013 9:45:00 AM	3/24/2013 5:41:00 AM	Methoxychlor	n/a	<	0.0054	µg/L	EPA 608	0.0054	0.02	WKL	
ME-VR2	2012/13-4	Wet	3/8/2013 9:45:00 AM	4/12/2013 3:35:00 AM	Methyl parathion	n/a	<	0.0063	µg/L	EPA 525.2	0.0063	0.01	WKL	
ME-VR2	2012/13-4	Wet	3/8/2013 9:45:00 AM	3/26/2013 6:01:00 PM	Metolachlor	n/a	<	0.012	µg/L	EPA 525.2	0.012	0.1	WKL	
ME-VR2	2012/13-4	Wet	3/8/2013 9:45:00 AM	3/26/2013 6:01:00 PM	Metribuzin	n/a	<	0.015	µg/L	EPA 525.2	0.015	0.1	WKL	
ME-VR2	2012/13-4	Wet	3/8/2013 9:45:00 AM	4/12/2013 3:35:00 AM	Mevinphos	n/a	<	0.0042	µg/L	EPA 525.2	0.0042	0.01	WKL	
ME-VR2	2012/13-4	Wet	3/8/2013 9:45:00 AM	3/26/2013 6:01:00 PM	Molinate	n/a	<	0.039	µg/L	EPA 525.2	0.039	0.1	WKL	
ME-VR2	2012/13-4	Wet	3/8/2013 9:45:00 AM	4/12/2013 3:35:00 AM	Naled	n/a	<	0.0076	µg/L	EPA 525.2	0.0076	0.01	WKL	
ME-VR2	2012/13-4	Wet	3/8/2013 9:45:00 AM	3/21/2013 7:46:00 PM	Pentachlorophenol	n/a	<	0.04	µg/L	EPA 515.3	0.04	0.2	WKL	
ME-VR2	2012/13-4	Wet	3/8/2013 9:45:00 AM	4/12/2013 3:35:00 AM	Phorate	n/a	<	0.003	µg/L	EPA 525.2	0.003	0.01	WKL	
ME-VR2	2012/13-4	Wet	3/8/2013 9:45:00 AM	3/21/2013 7:46:00 PM	Picloram	n/a	<	0.05	µg/L	EPA 515.3	0.05	0.6	WKL	
ME-VR2	2012/13-4	Wet	3/8/2013 9:45:00 AM	3/26/2013 6:01:00 PM	Prometon	n/a	<	0.024	µg/L	EPA 525.2	0.024	0.2	WKL	
ME-VR2	2012/13-4	Wet	3/8/2013 9:45:00 AM	3/26/2013 6:01:00 PM	Prometryn	n/a	<	0.036	µg/L	EPA 525.2	0.036	0.1	WKL	
ME-VR2	2012/13-4	Wet	3/8/2013 9:45:00 AM	4/12/2013 3:35:00 AM	Ronnel (Fenchlorphos)	n/a	<	0.0041	µg/L	EPA 525.2	0.0041	0.01	WKL	
ME-VR2	2012/13-4	Wet	3/8/2013 9:45:00 AM	3/26/2013 6:01:00 PM	Simazine	n/a	<	0.015	µg/L	EPA 525.2	0.015	0.1	WKL	
ME-VR2	2012/13-4	Wet	3/8/2013 9:45:00 AM	4/12/2013 3:35:00 AM	Stirophos (Tetrachlorvinphos)	n/a	<	0.0031	µg/L	EPA 525.2	0.0031	0.01	WKL	
ME-VR2	2012/13-4	Wet	3/8/2013 9:45:00 AM	3/26/2013 6:01:00 PM	Terbacil	n/a	<	0.55	µg/L	EPA 525.2	0.55	2	WKL	
ME-VR2	2012/13-4	Wet	3/8/2013 9:45:00 AM	3/26/2013 6:01:00 PM	Thiobencarb	n/a	<	0.025	µg/L	EPA 525.2	0.025	0.2	WKL	
ME-VR2	2012/13-4	Wet	3/8/2013 9:45:00 AM	4/12/2013 3:35:00 AM	Tokuthion	n/a	<	0.0078	µg/L	EPA 525.2	0.0078	0.01	WKL	

Appendix G
Laboratory Environmental Analysis Results

Site ID	Event	Event Type	Sample Date	Analysis Date	Constituent	Fraction	Sign	Result	Units	Method	MDL	Reporting Limit	Analyzing Laboratory	Qualifier
ME-VR2	2012/13-4	Wet	3/8/2013 9:45:00 AM	3/24/2013 5:41:00 AM	Toxaphene	n/a	<	0.12	µg/L	EPA 608	0.12	0.5	WKL	
ME-VR2	2012/13-4	Wet	3/8/2013 9:45:00 AM	4/12/2013 3:35:00 AM	Trichloronate	n/a	<	0.0067	µg/L	EPA 525.2	0.0067	0.01	WKL	
ME-VR2	2012/13-4	Wet	3/8/2013 9:45:00 AM	3/26/2013 6:01:00 PM	Trithion	n/a	<	0.012	µg/L	EPA 525.2	0.012	0.1	WKL	
ME-VR2	2012/13-5	Dry	4/30/2013 9:40:00 AM	5/13/2013 9:13:00 PM	Chloride	n/a	=	69	mg/L	EPA 300.0	0.2	1	WKL	D
ME-VR2	2012/13-5	Dry	4/30/2013 9:40:00 AM	5/13/2013 9:13:00 PM	Fluoride	n/a	=	0.5	mg/L	EPA 300.0	0.04	0.2	WKL	D
ME-VR2	2012/13-5	Dry	4/30/2013 9:40:00 AM	5/10/2013 3:49:00 AM	Perchlorate	n/a	<	0.95	µg/L	EPA 314.0	0.95	2	WKL	
ME-VR2	2012/13-5	Dry	4/30/2013 9:40:00 AM	5/1/2013 8:09:00 AM	E. Coli	n/a	=	86	MPN/100 mL	MMO-MUG	10	10	VCHCA	
ME-VR2	2012/13-5	Dry	4/30/2013 9:40:00 AM	5/1/2013 2:20:00 PM	Enterococcus	n/a	=	10	MPN/100 mL	Enterolert	10	10	VCHCA	
ME-VR2	2012/13-5	Dry	4/30/2013 9:40:00 AM	5/4/2013 1:00:00 PM	Fecal Coliform	n/a	=	110	MPN/100 mL	SM 9221 E	2	2	VCHCA	
ME-VR2	2012/13-5	Dry	4/30/2013 9:40:00 AM	5/1/2013 8:09:00 AM	Total Coliform	n/a	=	8164	MPN/100 mL	MMO-MUG	10	10	VCHCA	
ME-VR2	2012/13-5	Dry	4/30/2013 9:40:00 AM	5/14/2013 3:30:00 PM	Calcium	Total	=	129	mg/L	EPA 200.7	0.016	0.1	WKL	
ME-VR2	2012/13-5	Dry	4/30/2013 9:40:00 AM	5/14/2013 3:30:00 PM	Magnesium	Total	=	35.6	mg/L	EPA 200.7	0.012	0.1	WKL	
ME-VR2	2012/13-5	Dry	4/30/2013 9:40:00 AM	5/6/2013 9:42:00 PM	Alkalinity as CaCO3	n/a	=	300	mg/L	SM 2320 B	0.56	10	WKL	
ME-VR2	2012/13-5	Dry	4/30/2013 9:40:00 AM	5/6/2013 5:46:00 PM	BOD	n/a	=	2.7	mg/L	SM 5210 B	0.1	2	WKL	
ME-VR2	2012/13-5	Dry	4/30/2013 9:40:00 AM	5/8/2013 10:29:00 PM	COD	n/a	<	0.73	mg/L	EPA 410.4	0.73	5	WKL	
ME-VR2	2012/13-5	Dry	4/30/2013 9:40:00 AM	4/30/2013 9:40:00 AM	Conductivity	n/a	=	1058	µmhos/cm	Field Meter	-88	1	Field Crew	
ME-VR2	2012/13-5	Dry	4/30/2013 9:40:00 AM	5/13/2013 1:49:00 PM	Cyanide	Total	<	0.0027	mg/L	EPA 335.4	0.0027	0.005	WKL	
ME-VR2	2012/13-5	Dry	4/30/2013 9:40:00 AM	4/30/2013 9:40:00 AM	DO	n/a	=	55.4	%	Field Meter	-88	0.1	Field Crew	
ME-VR2	2012/13-5	Dry	4/30/2013 9:40:00 AM	4/30/2013 9:40:00 AM	DO	n/a	=	5.25	mg/L	Field Meter	-88	0.3	Field Crew	
ME-VR2	2012/13-5	Dry	4/30/2013 9:40:00 AM	5/14/2013 3:30:00 PM	Hardness as CaCO3	Total	=	469	mg/L	EPA 200.7	0.0894	0.662	WKL	
ME-VR2	2012/13-5	Dry	4/30/2013 9:40:00 AM	5/1/2013 6:30:00 PM	MBAS	n/a	DNQ	0.038	mg/L	SM 5540 C	0.023	0.06	WKL	
ME-VR2	2012/13-5	Dry	4/30/2013 9:40:00 AM	4/30/2013 9:40:00 AM	pH	n/a	=	7.71	pH Units	Field Meter	-88	0.01	Field Crew	
ME-VR2	2012/13-5	Dry	4/30/2013 9:40:00 AM	5/8/2013 7:00:00 PM	Phenolics	n/a	DNQ	0.006	mg/L	EPA 420.4	0.0042	0.01	WKL	
ME-VR2	2012/13-5	Dry	4/30/2013 9:40:00 AM	4/30/2013 9:40:00 AM	Salinity	n/a	=	600	mg/L	Field Meter	-88	100	Field Crew	
ME-VR2	2012/13-5	Dry	4/30/2013 9:40:00 AM	4/30/2013 9:40:00 AM	Specific Conductance	n/a	=	1213	µmhos/cm	Field Meter	-88	1	Field Crew	
ME-VR2	2012/13-5	Dry	4/30/2013 9:40:00 AM	5/6/2013 6:04:00 PM	Specific Conductance	n/a	=	1200	µmhos/cm	SM 2510 B	0.23	2	WKL	
ME-VR2	2012/13-5	Dry	4/30/2013 9:40:00 AM	4/30/2013 9:40:00 AM	Temperature	n/a	=	18.1	°C	Field Meter	-88	0.1	Field Crew	
ME-VR2	2012/13-5	Dry	4/30/2013 9:40:00 AM	5/1/2013 7:50:00 PM	Total Dissolved Solids	n/a	=	830	mg/L	SM 2540 C	4	10	WKL	
ME-VR2	2012/13-5	Dry	4/30/2013 9:40:00 AM	5/10/2013 1:46:00 PM	Total Organic Carbon	n/a	=	2	mg/L	SM 5310 C	0.009	0.3	WKL	
ME-VR2	2012/13-5	Dry	4/30/2013 9:40:00 AM	5/1/2013 6:05:00 PM	Total Suspended Solids	n/a	=	6	mg/L	SM 2540 D	5	5	WKL	
ME-VR2	2012/13-5	Dry	4/30/2013 9:40:00 AM	5/1/2013 6:12:00 PM	Turbidity	n/a	=	1.8	NTU	EPA 180.1	0.024	0.1	WKL	
ME-VR2	2012/13-5	Dry	4/30/2013 9:40:00 AM	5/1/2013 6:05:00 PM	Volatile Suspended Solids	n/a	<	3.1	mg/L	EPA 160.4	3.1	5	WKL	
ME-VR2	2012/13-5	Dry	4/30/2013 9:40:00 AM	5/3/2013 2:51:00 PM	Oil and Grease	n/a	DNQ	2.2	mg/L	EPA 1664A	1.3	5	WKL	
ME-VR2	2012/13-5	Dry	4/30/2013 9:40:00 AM	5/3/2013 2:51:00 PM	TPH	n/a	<	1.9	mg/L	EPA 1664A	1.9	5	WKL	
ME-VR2	2012/13-5	Dry	4/30/2013 9:40:00 AM	5/14/2013 1:47:00 PM	Aluminum	Dissolved	DNQ	2.6	µg/L	EPA 200.8	2.1	5	WKL	
ME-VR2	2012/13-5	Dry	4/30/2013 9:40:00 AM	5/14/2013 1:55:00 PM	Aluminum	Total	=	49	µg/L	EPA 200.8	2.1	5	WKL	
ME-VR2	2012/13-5	Dry	4/30/2013 9:40:00 AM	5/14/2013 1:47:00 PM	Antimony	Dissolved	DNQ	0.09	µg/L	EPA 200.8	0.034	0.5	WKL	
ME-VR2	2012/13-5	Dry	4/30/2013 9:40:00 AM	5/14/2013 1:55:00 PM	Antimony	Total	<	0.034	µg/L	EPA 200.8	0.034	0.5	WKL	
ME-VR2	2012/13-5	Dry	4/30/2013 9:40:00 AM	5/14/2013 1:47:00 PM	Arsenic	Dissolved	=	0.54	µg/L	EPA 200.8	0.13	0.4	WKL	
ME-VR2	2012/13-5	Dry	4/30/2013 9:40:00 AM	5/14/2013 1:55:00 PM	Arsenic	Total	=	0.61	µg/L	EPA 200.8	0.13	0.4	WKL	
ME-VR2	2012/13-5	Dry	4/30/2013 9:40:00 AM	5/14/2013 1:55:00 PM	Barium	Total	=	52	µg/L	EPA 200.8	0.097	0.5	WKL	
ME-VR2	2012/13-5	Dry	4/30/2013 9:40:00 AM	5/14/2013 1:47:00 PM	Beryllium	Dissolved	<	0.015	µg/L	EPA 200.8	0.015	0.1	WKL	
ME-VR2	2012/13-5	Dry	4/30/2013 9:40:00 AM	5/14/2013 1:55:00 PM	Beryllium	Total	<	0.015	µg/L	EPA 200.8	0.015	0.1	WKL	
ME-VR2	2012/13-5	Dry	4/30/2013 9:40:00 AM	5/14/2013 1:47:00 PM	Cadmium	Dissolved	DNQ	0.02	µg/L	EPA 200.8	0.017	0.1	WKL	
ME-VR2	2012/13-5	Dry	4/30/2013 9:40:00 AM	5/14/2013 1:55:00 PM	Cadmium	Total	DNQ	0.04	µg/L	EPA 200.8	0.017	0.1	WKL	
ME-VR2	2012/13-5	Dry	4/30/2013 9:40:00 AM	5/14/2013 1:47:00 PM	Chromium	Dissolved	DNQ	0.09	µg/L	EPA 200.8	0.024	0.2	WKL	
ME-VR2	2012/13-5	Dry	4/30/2013 9:40:00 AM	5/14/2013 1:55:00 PM	Chromium	Total	DNQ	0.15	µg/L	EPA 200.8	0.024	0.2	WKL	
ME-VR2	2012/13-5	Dry	4/30/2013 9:40:00 AM	5/3/2013 5:03:00 PM	Chromium VI	n/a	DNQ	0.061	µg/L	EPA 218.6	0.0059	0.3	WKL	

Appendix G
Laboratory Environmental Analysis Results

Site ID	Event	Event Type	Sample Date	Analysis Date	Constituent	Fraction	Sign	Result	Units	Method	MDL	Reporting Limit	Analyzing Laboratory	Qualifier
ME-VR2	2012/13-5	Dry	4/30/2013 9:40:00 AM	5/14/2013 1:47:00 PM	Copper	Dissolved	=	0.55	µg/L	EPA 200.8	0.036	0.5	WKL	
ME-VR2	2012/13-5	Dry	4/30/2013 9:40:00 AM	5/14/2013 1:55:00 PM	Copper	Total	=	0.61	µg/L	EPA 200.8	0.036	0.5	WKL	
ME-VR2	2012/13-5	Dry	4/30/2013 9:40:00 AM	5/14/2013 3:27:00 PM	Iron	Dissolved	=	20	µg/L	EPA 200.7	1.1	10	WKL	
ME-VR2	2012/13-5	Dry	4/30/2013 9:40:00 AM	5/14/2013 3:30:00 PM	Iron	Total	=	140	µg/L	EPA 200.7	1.1	10	WKL	
ME-VR2	2012/13-5	Dry	4/30/2013 9:40:00 AM	5/14/2013 1:47:00 PM	Lead	Dissolved	<	0.024	µg/L	EPA 200.8	0.024	0.2	WKL	
ME-VR2	2012/13-5	Dry	4/30/2013 9:40:00 AM	5/14/2013 1:55:00 PM	Lead	Total	DNQ	0.06	µg/L	EPA 200.8	0.024	0.2	WKL	
ME-VR2	2012/13-5	Dry	4/30/2013 9:40:00 AM	5/8/2013 3:30:00 PM	Mercury	Dissolved	<	3.9	ng/L	EPA 245.1	3.9	50	WKL	
ME-VR2	2012/13-5	Dry	4/30/2013 9:40:00 AM	5/8/2013 3:30:00 PM	Mercury	Total	<	3.9	ng/L	EPA 245.1	3.9	50	WKL	
ME-VR2	2012/13-5	Dry	4/30/2013 9:40:00 AM	5/14/2013 1:47:00 PM	Nickel	Dissolved	=	0.89	µg/L	EPA 200.8	0.091	0.8	WKL	
ME-VR2	2012/13-5	Dry	4/30/2013 9:40:00 AM	5/14/2013 1:55:00 PM	Nickel	Total	=	1.1	µg/L	EPA 200.8	0.091	0.8	WKL	
ME-VR2	2012/13-5	Dry	4/30/2013 9:40:00 AM	5/15/2013 6:11:00 PM	Selenium	Dissolved	=	1	µg/L	EPA 200.8	0.081	0.4	WKL	
ME-VR2	2012/13-5	Dry	4/30/2013 9:40:00 AM	5/15/2013 6:16:00 PM	Selenium	Total	=	1.1	µg/L	EPA 200.8	0.081	0.4	WKL	
ME-VR2	2012/13-5	Dry	4/30/2013 9:40:00 AM	5/14/2013 1:47:00 PM	Silver	Dissolved	DNQ	0.03	µg/L	EPA 200.8	0.012	0.2	WKL	
ME-VR2	2012/13-5	Dry	4/30/2013 9:40:00 AM	5/14/2013 1:55:00 PM	Silver	Total	<	0.012	µg/L	EPA 200.8	0.012	0.2	WKL	
ME-VR2	2012/13-5	Dry	4/30/2013 9:40:00 AM	5/14/2013 1:47:00 PM	Thallium	Dissolved	<	0.034	µg/L	EPA 200.8	0.034	0.2	WKL	
ME-VR2	2012/13-5	Dry	4/30/2013 9:40:00 AM	5/14/2013 1:55:00 PM	Thallium	Total	<	0.034	µg/L	EPA 200.8	0.034	0.2	WKL	
ME-VR2	2012/13-5	Dry	4/30/2013 9:40:00 AM	5/14/2013 1:47:00 PM	Zinc	Dissolved	DNQ	2.6	µg/L	EPA 200.8	0.5	5	WKL	
ME-VR2	2012/13-5	Dry	4/30/2013 9:40:00 AM	5/14/2013 1:55:00 PM	Zinc	Total	DNQ	1.9	µg/L	EPA 200.8	0.5	5	WKL	
ME-VR2	2012/13-5	Dry	4/30/2013 9:40:00 AM	5/9/2013 4:14:00 PM	Ammonia as N	n/a	DNQ	0.081	mg/L	EPA 350.1	0.048	0.1	WKL	
ME-VR2	2012/13-5	Dry	4/30/2013 9:40:00 AM	5/9/2013 2:53:00 PM	Nitrate + Nitrite as N	n/a	=	0.21	mg/L	EPA 353.2	0.01	0.1	WKL	
ME-VR2	2012/13-5	Dry	4/30/2013 9:40:00 AM	5/24/2013 6:46:00 PM	Phosphorus as P	Dissolved	DNQ	0.0099	mg/L	EPA 365.1	0.0014	0.01	WKL	
ME-VR2	2012/13-5	Dry	4/30/2013 9:40:00 AM	5/24/2013 6:20:00 PM	Phosphorus as P	Total	=	0.039	mg/L	EPA 365.1	0.0014	0.01	WKL	
ME-VR2	2012/13-5	Dry	4/30/2013 9:40:00 AM	5/20/2013 12:33:00 PM	TKN	n/a	=	0.83	mg/L	EPA 351.2	0.05	0.1	WKL	
ME-VR2	2012/13-5	Dry	4/30/2013 9:40:00 AM	5/15/2013 6:30:00 PM	1,2,4-Trichlorobenzene	n/a	<	0.55	µg/L	EPA 625	0.55	1	WKL	
ME-VR2	2012/13-5	Dry	4/30/2013 9:40:00 AM	5/15/2013 6:30:00 PM	1,2-Dichlorobenzene	n/a	<	0.57	µg/L	EPA 625	0.57	1	WKL	
ME-VR2	2012/13-5	Dry	4/30/2013 9:40:00 AM	5/15/2013 6:30:00 PM	1,2-Diphenylhydrazine	n/a	<	0.25	µg/L	EPA 625	0.25	1	WKL	
ME-VR2	2012/13-5	Dry	4/30/2013 9:40:00 AM	5/15/2013 6:30:00 PM	1,3-Dichlorobenzene	n/a	<	0.53	µg/L	EPA 625	0.53	1	WKL	
ME-VR2	2012/13-5	Dry	4/30/2013 9:40:00 AM	5/15/2013 6:30:00 PM	1,4-Dichlorobenzene	n/a	<	0.55	µg/L	EPA 625	0.55	1	WKL	
ME-VR2	2012/13-5	Dry	4/30/2013 9:40:00 AM	5/11/2013 10:46:00 AM	1-Methylnaphthalene	n/a	<	0.1	µg/L	EPA 8270Cm	0.1	0.1	WKL	
ME-VR2	2012/13-5	Dry	4/30/2013 9:40:00 AM	5/10/2013 9:07:00 PM	2,4,5-Trichlorophenol	n/a	<	0.29	µg/L	EPA 8270Cm	0.29	1	WKL	
ME-VR2	2012/13-5	Dry	4/30/2013 9:40:00 AM	5/10/2013 9:07:00 PM	2,4,6-Trichlorophenol	n/a	<	0.3	µg/L	EPA 8270Cm	0.3	1	WKL	
ME-VR2	2012/13-5	Dry	4/30/2013 9:40:00 AM	5/10/2013 9:07:00 PM	2,4-Dichlorophenol	n/a	<	0.51	µg/L	EPA 8270Cm	0.51	1	WKL	
ME-VR2	2012/13-5	Dry	4/30/2013 9:40:00 AM	5/10/2013 9:07:00 PM	2,4-Dimethylphenol	n/a	<	1	µg/L	EPA 8270Cm	1	2	WKL	
ME-VR2	2012/13-5	Dry	4/30/2013 9:40:00 AM	5/10/2013 9:07:00 PM	2,4-Dinitrophenol	n/a	<	1	µg/L	EPA 8270Cm	1	2	WKL	
ME-VR2	2012/13-5	Dry	4/30/2013 9:40:00 AM	5/15/2013 6:30:00 PM	2,4-Dinitrotoluene	n/a	DNQ	0.45	µg/L	EPA 625	0.18	1	WKL	
ME-VR2	2012/13-5	Dry	4/30/2013 9:40:00 AM	5/15/2013 6:30:00 PM	2,6-Dinitrotoluene	n/a	<	0.27	µg/L	EPA 625	0.27	1	WKL	
ME-VR2	2012/13-5	Dry	4/30/2013 9:40:00 AM	5/1/2013 3:44:00 PM	2-Chloroethyl vinyl ether	n/a	<	0.28	µg/L	EPA 624	0.28	1	WKL	
ME-VR2	2012/13-5	Dry	4/30/2013 9:40:00 AM	5/15/2013 6:30:00 PM	2-Chloronaphthalene	n/a	<	0.45	µg/L	EPA 625	0.45	1	WKL	
ME-VR2	2012/13-5	Dry	4/30/2013 9:40:00 AM	5/10/2013 9:07:00 PM	2-Chlorophenol	n/a	<	0.65	µg/L	EPA 8270Cm	0.65	1	WKL	
ME-VR2	2012/13-5	Dry	4/30/2013 9:40:00 AM	5/11/2013 10:46:00 AM	2-Methylnaphthalene	n/a	<	0.1	µg/L	EPA 8270Cm	0.1	0.1	WKL	
ME-VR2	2012/13-5	Dry	4/30/2013 9:40:00 AM	5/10/2013 9:07:00 PM	2-Methylphenol	n/a	<	0.34	µg/L	EPA 8270Cm	0.34	1	WKL	
ME-VR2	2012/13-5	Dry	4/30/2013 9:40:00 AM	5/10/2013 9:07:00 PM	2-Nitrophenol	n/a	<	0.71	µg/L	EPA 8270Cm	0.71	1	WKL	
ME-VR2	2012/13-5	Dry	4/30/2013 9:40:00 AM	5/15/2013 6:30:00 PM	3,3'-Dichlorobenzidine	n/a	<	1.2	µg/L	EPA 625	1.2	5	WKL	
ME-VR2	2012/13-5	Dry	4/30/2013 9:40:00 AM	5/10/2013 9:07:00 PM	3-/4-Methylphenol	n/a	<	0.3	µg/L	EPA 8270Cm	0.3	1	WKL	
ME-VR2	2012/13-5	Dry	4/30/2013 9:40:00 AM	5/10/2013 9:07:00 PM	4,6-Dinitro-2-methylphenol	n/a	<	0.14	µg/L	EPA 8270Cm	0.14	1	WKL	
ME-VR2	2012/13-5	Dry	4/30/2013 9:40:00 AM	5/15/2013 6:30:00 PM	4-Bromophenyl phenyl ether	n/a	<	0.36	µg/L	EPA 625	0.36	1	WKL	LB-LCSR
ME-VR2	2012/13-5	Dry	4/30/2013 9:40:00 AM	5/10/2013 9:07:00 PM	4-Chloro-3-methylphenol	n/a	<	0.37	µg/L	EPA 8270Cm	0.37	1	WKL	
ME-VR2	2012/13-5	Dry	4/30/2013 9:40:00 AM	5/15/2013 6:30:00 PM	4-Chlorophenyl phenyl ether	n/a	<	0.41	µg/L	EPA 625	0.41	1	WKL	

Appendix G
Laboratory Environmental Analysis Results

Site ID	Event	Event Type	Sample Date	Analysis Date	Constituent	Fraction	Sign	Result	Units	Method	MDL	Reporting Limit	Analyzing Laboratory	Qualifier
ME-VR2	2012/13-5	Dry	4/30/2013 9:40:00 AM	5/10/2013 9:07:00 PM	4-Nitrophenol	n/a	<	1	µg/L	EPA 8270Cm	1	2	WKL	
ME-VR2	2012/13-5	Dry	4/30/2013 9:40:00 AM	5/11/2013 10:46:00 AM	Acenaphthene	n/a	<	0.1	µg/L	EPA 8270Cm	0.1	0.1	WKL	
ME-VR2	2012/13-5	Dry	4/30/2013 9:40:00 AM	5/11/2013 10:46:00 AM	Acenaphthylene	n/a	<	0.1	µg/L	EPA 8270Cm	0.1	0.1	WKL	
ME-VR2	2012/13-5	Dry	4/30/2013 9:40:00 AM	5/11/2013 10:46:00 AM	Anthracene	n/a	<	0.1	µg/L	EPA 8270Cm	0.1	0.1	WKL	
ME-VR2	2012/13-5	Dry	4/30/2013 9:40:00 AM	5/11/2013 10:46:00 AM	Benz(a)anthracene	n/a	<	0.1	µg/L	EPA 8270Cm	0.1	0.1	WKL	
ME-VR2	2012/13-5	Dry	4/30/2013 9:40:00 AM	5/15/2013 6:30:00 PM	Benzidine	n/a	<	3.7	µg/L	EPA 625	3.7	10	WKL	
ME-VR2	2012/13-5	Dry	4/30/2013 9:40:00 AM	5/3/2013 4:42:00 PM	Benzo(a)pyrene	n/a	<	0.07	µg/L	EPA 525.2	0.07	0.1	WKL	
ME-VR2	2012/13-5	Dry	4/30/2013 9:40:00 AM	5/11/2013 10:46:00 AM	Benzo(b)fluoranthene	n/a	<	0.1	µg/L	EPA 8270Cm	0.1	0.1	WKL	
ME-VR2	2012/13-5	Dry	4/30/2013 9:40:00 AM	5/11/2013 10:46:00 AM	Benzo(g,h,i)perylene	n/a	<	0.1	µg/L	EPA 8270Cm	0.1	0.1	WKL	
ME-VR2	2012/13-5	Dry	4/30/2013 9:40:00 AM	5/11/2013 10:46:00 AM	Benzo(k)fluoranthene	n/a	<	0.1	µg/L	EPA 8270Cm	0.1	0.1	WKL	
ME-VR2	2012/13-5	Dry	4/30/2013 9:40:00 AM	5/15/2013 6:30:00 PM	Bis(2-chloroethoxy)methane	n/a	<	0.25	µg/L	EPA 625	0.25	1	WKL	
ME-VR2	2012/13-5	Dry	4/30/2013 9:40:00 AM	5/15/2013 6:30:00 PM	Bis(2-chloroethyl)ether	n/a	<	0.27	µg/L	EPA 625	0.27	1	WKL	
ME-VR2	2012/13-5	Dry	4/30/2013 9:40:00 AM	5/15/2013 6:30:00 PM	Bis(2-chloroisopropyl)ether	n/a	<	0.38	µg/L	EPA 625	0.38	1	WKL	
ME-VR2	2012/13-5	Dry	4/30/2013 9:40:00 AM	5/3/2013 4:42:00 PM	Bis(2-ethylhexyl)adipate	n/a	<	0.1	µg/L	EPA 525.2	0.1	5	WKL	
ME-VR2	2012/13-5	Dry	4/30/2013 9:40:00 AM	5/3/2013 4:42:00 PM	Bis(2-ethylhexyl)phthalate	n/a	<	1.1	µg/L	EPA 525.2	1.1	3	WKL	
ME-VR2	2012/13-5	Dry	4/30/2013 9:40:00 AM	5/15/2013 6:30:00 PM	Butyl benzyl phthalate	n/a	DNQ	0.65	µg/L	EPA 625	0.18	1	WKL	
ME-VR2	2012/13-5	Dry	4/30/2013 9:40:00 AM	5/11/2013 10:46:00 AM	Chrysene	n/a	<	0.1	µg/L	EPA 8270Cm	0.1	0.1	WKL	
ME-VR2	2012/13-5	Dry	4/30/2013 9:40:00 AM	5/11/2013 10:46:00 AM	Dibenz(a,h)anthracene	n/a	<	0.1	µg/L	EPA 8270Cm	0.1	0.1	WKL	
ME-VR2	2012/13-5	Dry	4/30/2013 9:40:00 AM	5/15/2013 6:30:00 PM	Diethyl phthalate	n/a	DNQ	0.47	µg/L	EPA 625	0.15	1	WKL	
ME-VR2	2012/13-5	Dry	4/30/2013 9:40:00 AM	5/15/2013 6:30:00 PM	Dimethyl phthalate	n/a	DNQ	0.41	µg/L	EPA 625	0.18	1	WKL	
ME-VR2	2012/13-5	Dry	4/30/2013 9:40:00 AM	5/15/2013 6:30:00 PM	Di-n-butylphthalate	n/a	DNQ	0.5	µg/L	EPA 625	0.24	1	WKL	
ME-VR2	2012/13-5	Dry	4/30/2013 9:40:00 AM	5/15/2013 6:30:00 PM	Di-n-octylphthalate	n/a	<	0.19	µg/L	EPA 625	0.19	1	WKL	
ME-VR2	2012/13-5	Dry	4/30/2013 9:40:00 AM	5/11/2013 10:46:00 AM	Fluoranthene	n/a	<	0.1	µg/L	EPA 8270Cm	0.1	0.1	WKL	
ME-VR2	2012/13-5	Dry	4/30/2013 9:40:00 AM	5/11/2013 10:46:00 AM	Fluorene	n/a	<	0.1	µg/L	EPA 8270Cm	0.1	0.1	WKL	
ME-VR2	2012/13-5	Dry	4/30/2013 9:40:00 AM	5/15/2013 6:30:00 PM	Hexachlorobenzene	n/a	<	0.49	µg/L	EPA 625	0.49	1	WKL	
ME-VR2	2012/13-5	Dry	4/30/2013 9:40:00 AM	5/15/2013 6:30:00 PM	Hexachlorobutadiene	n/a	<	0.47	µg/L	EPA 625	0.47	1	WKL	
ME-VR2	2012/13-5	Dry	4/30/2013 9:40:00 AM	5/15/2013 6:30:00 PM	Hexachlorocyclopentadiene	n/a	<	1.5	µg/L	EPA 625	1.5	5	WKL	
ME-VR2	2012/13-5	Dry	4/30/2013 9:40:00 AM	5/15/2013 6:30:00 PM	Hexachloroethane	n/a	<	0.52	µg/L	EPA 625	0.52	1	WKL	
ME-VR2	2012/13-5	Dry	4/30/2013 9:40:00 AM	5/11/2013 10:46:00 AM	Indeno(1,2,3-cd)pyrene	n/a	<	0.1	µg/L	EPA 8270Cm	0.1	0.1	WKL	
ME-VR2	2012/13-5	Dry	4/30/2013 9:40:00 AM	5/15/2013 6:30:00 PM	Isophorone	n/a	<	0.21	µg/L	EPA 625	0.21	1	WKL	
ME-VR2	2012/13-5	Dry	4/30/2013 9:40:00 AM	5/1/2013 3:44:00 PM	Methyl tert-butyl ether (MTBE)	n/a	<	0.25	µg/L	EPA 624	0.25	1	WKL	
ME-VR2	2012/13-5	Dry	4/30/2013 9:40:00 AM	5/11/2013 10:46:00 AM	Naphthalene	n/a	<	0.1	µg/L	EPA 8270Cm	0.1	0.1	WKL	
ME-VR2	2012/13-5	Dry	4/30/2013 9:40:00 AM	5/15/2013 6:30:00 PM	Nitrobenzene	n/a	<	0.36	µg/L	EPA 625	0.36	1	WKL	
ME-VR2	2012/13-5	Dry	4/30/2013 9:40:00 AM	5/15/2013 6:30:00 PM	N-Nitrosodimethylamine	n/a	<	0.14	µg/L	EPA 625	0.14	1	WKL	
ME-VR2	2012/13-5	Dry	4/30/2013 9:40:00 AM	5/15/2013 6:30:00 PM	N-Nitrosodi-N-propylamine	n/a	<	0.26	µg/L	EPA 625	0.26	1	WKL	
ME-VR2	2012/13-5	Dry	4/30/2013 9:40:00 AM	5/15/2013 6:30:00 PM	N-Nitrosodiphenylamine	n/a	DNQ	0.28	µg/L	EPA 625	0.19	1	WKL	
ME-VR2	2012/13-5	Dry	4/30/2013 9:40:00 AM	5/11/2013 10:46:00 AM	Phenanthrene	n/a	<	0.1	µg/L	EPA 8270Cm	0.1	0.1	WKL	
ME-VR2	2012/13-5	Dry	4/30/2013 9:40:00 AM	5/10/2013 9:07:00 PM	Phenol	n/a	<	0.35	µg/L	EPA 8270Cm	0.35	1	WKL	
ME-VR2	2012/13-5	Dry	4/30/2013 9:40:00 AM	5/11/2013 10:46:00 AM	Pyrene	n/a	<	0.1	µg/L	EPA 8270Cm	0.1	0.1	WKL	
ME-VR2	2012/13-5	Dry	4/30/2013 9:40:00 AM	5/11/2013 2:44:00 AM	PCB Aroclor 1016	n/a	<	0.05	µg/L	EPA 608	0.05	0.5	WKL	
ME-VR2	2012/13-5	Dry	4/30/2013 9:40:00 AM	5/11/2013 2:44:00 AM	PCB Aroclor 1221	n/a	<	0.06	µg/L	EPA 608	0.06	0.5	WKL	
ME-VR2	2012/13-5	Dry	4/30/2013 9:40:00 AM	5/11/2013 2:44:00 AM	PCB Aroclor 1232	n/a	<	0.15	µg/L	EPA 608	0.15	0.5	WKL	
ME-VR2	2012/13-5	Dry	4/30/2013 9:40:00 AM	5/11/2013 2:44:00 AM	PCB Aroclor 1242	n/a	<	0.07	µg/L	EPA 608	0.07	0.5	WKL	
ME-VR2	2012/13-5	Dry	4/30/2013 9:40:00 AM	5/11/2013 2:44:00 AM	PCB Aroclor 1248	n/a	<	0.06	µg/L	EPA 608	0.06	0.5	WKL	
ME-VR2	2012/13-5	Dry	4/30/2013 9:40:00 AM	5/11/2013 2:44:00 AM	PCB Aroclor 1254	n/a	<	0.04	µg/L	EPA 608	0.04	0.5	WKL	
ME-VR2	2012/13-5	Dry	4/30/2013 9:40:00 AM	5/11/2013 2:44:00 AM	PCB Aroclor 1260	n/a	<	0.04	µg/L	EPA 608	0.04	0.5	WKL	
ME-VR2	2012/13-5	Dry	4/30/2013 9:40:00 AM	5/8/2013 11:54:00 PM	2,4,5-T	n/a	<	0.07	µg/L	EPA 515.3	0.07	0.2	WKL	
ME-VR2	2012/13-5	Dry	4/30/2013 9:40:00 AM	5/8/2013 11:54:00 PM	2,4,5-TP	n/a	<	0.09	µg/L	EPA 515.3	0.09	0.2	WKL	

Appendix G
Laboratory Environmental Analysis Results

Site ID	Event	Event Type	Sample Date	Analysis Date	Constituent	Fraction	Sign	Result	Units	Method	MDL	Reporting Limit	Analyzing Laboratory	Qualifier
ME-VR2	2012/13-5	Dry	4/30/2013 9:40:00 AM	5/8/2013 11:54:00 PM	2,4-D	n/a	<	0.07	µg/L	EPA 515.3	0.07	0.4	WKL	
ME-VR2	2012/13-5	Dry	4/30/2013 9:40:00 AM	5/8/2013 11:54:00 PM	2,4-DB	n/a	<	0.07	µg/L	EPA 515.3	0.07	2	WKL	
ME-VR2	2012/13-5	Dry	4/30/2013 9:40:00 AM	5/8/2013 11:54:00 PM	3,5-Dichlorobenzoic acid	n/a	<	0.09	µg/L	EPA 515.3	0.09	1	WKL	
ME-VR2	2012/13-5	Dry	4/30/2013 9:40:00 AM	5/11/2013 2:44:00 AM	4,4'-DDD	n/a	<	0.003	µg/L	EPA 608	0.003	0.05	WKL	
ME-VR2	2012/13-5	Dry	4/30/2013 9:40:00 AM	5/11/2013 2:44:00 AM	4,4'-DDE	n/a	<	0.0025	µg/L	EPA 608	0.0025	0.05	WKL	
ME-VR2	2012/13-5	Dry	4/30/2013 9:40:00 AM	5/11/2013 2:44:00 AM	4,4'-DDT	n/a	<	0.0031	µg/L	EPA 608	0.0031	0.01	WKL	
ME-VR2	2012/13-5	Dry	4/30/2013 9:40:00 AM	5/8/2013 11:54:00 PM	Acifluorfen	n/a	<	0.06	µg/L	EPA 515.3	0.06	0.4	WKL	
ME-VR2	2012/13-5	Dry	4/30/2013 9:40:00 AM	5/3/2013 4:42:00 PM	Alachlor	n/a	<	0.022	µg/L	EPA 525.2	0.022	0.1	WKL	
ME-VR2	2012/13-5	Dry	4/30/2013 9:40:00 AM	5/11/2013 2:44:00 AM	Aldrin	n/a	<	0.0015	µg/L	EPA 608	0.0015	0.005	WKL	
ME-VR2	2012/13-5	Dry	4/30/2013 9:40:00 AM	5/11/2013 2:44:00 AM	alpha-BHC	n/a	<	0.0018	µg/L	EPA 608	0.0018	0.01	WKL	
ME-VR2	2012/13-5	Dry	4/30/2013 9:40:00 AM	5/11/2013 2:44:00 AM	alpha-Chlordane	n/a	<	0.0041	µg/L	EPA 608	0.0041	0.01	WKL	
ME-VR2	2012/13-5	Dry	4/30/2013 9:40:00 AM	5/3/2013 4:42:00 PM	Atrazine	n/a	<	0.034	µg/L	EPA 525.2	0.034	0.1	WKL	
ME-VR2	2012/13-5	Dry	4/30/2013 9:40:00 AM	5/14/2013 9:09:00 PM	Azinphos methyl	n/a	<	0.0055	µg/L	EPA 525.2	0.0055	0.01	WKL	
ME-VR2	2012/13-5	Dry	4/30/2013 9:40:00 AM	5/8/2013 11:54:00 PM	Bentazon	n/a	<	0.11	µg/L	EPA 515.3	0.11	2	WKL	
ME-VR2	2012/13-5	Dry	4/30/2013 9:40:00 AM	5/11/2013 2:44:00 AM	beta-BHC	n/a	<	0.0031	µg/L	EPA 608	0.0031	0.005	WKL	
ME-VR2	2012/13-5	Dry	4/30/2013 9:40:00 AM	5/14/2013 9:09:00 PM	Bolstar	n/a	<	0.0046	µg/L	EPA 525.2	0.0046	0.01	WKL	
ME-VR2	2012/13-5	Dry	4/30/2013 9:40:00 AM	5/3/2013 4:42:00 PM	Bromacil	n/a	<	0.038	µg/L	EPA 525.2	0.038	1	WKL	
ME-VR2	2012/13-5	Dry	4/30/2013 9:40:00 AM	5/3/2013 4:42:00 PM	Butachlor	n/a	<	0.017	µg/L	EPA 525.2	0.017	0.2	WKL	
ME-VR2	2012/13-5	Dry	4/30/2013 9:40:00 AM	5/3/2013 4:42:00 PM	Captan	n/a	<	0.86	µg/L	EPA 525.2	0.86	1	WKL	
ME-VR2	2012/13-5	Dry	4/30/2013 9:40:00 AM	5/11/2013 2:44:00 AM	Chlordane (technical)	n/a	<	0.08	µg/L	EPA 608	0.08	0.1	WKL	
ME-VR2	2012/13-5	Dry	4/30/2013 9:40:00 AM	5/3/2013 4:42:00 PM	Chloropropham	n/a	<	0.01	µg/L	EPA 525.2	0.01	0.1	WKL	
ME-VR2	2012/13-5	Dry	4/30/2013 9:40:00 AM	5/14/2013 9:09:00 PM	Chlorpyrifos	n/a	<	0.0069	µg/L	EPA 525.2	0.0069	0.01	WKL	
ME-VR2	2012/13-5	Dry	4/30/2013 9:40:00 AM	5/14/2013 9:09:00 PM	Coumaphos	n/a	<	0.0051	µg/L	EPA 525.2	0.0051	0.01	WKL	
ME-VR2	2012/13-5	Dry	4/30/2013 9:40:00 AM	5/3/2013 4:42:00 PM	Cyanazine	n/a	<	0.024	µg/L	EPA 525.2	0.024	0.1	WKL	
ME-VR2	2012/13-5	Dry	4/30/2013 9:40:00 AM	5/8/2013 11:54:00 PM	Dalapon	n/a	<	0.1	µg/L	EPA 515.3	0.1	0.4	WKL	
ME-VR2	2012/13-5	Dry	4/30/2013 9:40:00 AM	5/8/2013 11:54:00 PM	DCPA (Dacthal)	n/a	<	0.07	µg/L	EPA 515.3	0.07	0.1	WKL	
ME-VR2	2012/13-5	Dry	4/30/2013 9:40:00 AM	5/11/2013 2:44:00 AM	delta-BHC	n/a	<	0.0025	µg/L	EPA 608	0.0025	0.005	WKL	
ME-VR2	2012/13-5	Dry	4/30/2013 9:40:00 AM	5/14/2013 9:09:00 PM	Demeton-O	n/a	<	0.01	µg/L	EPA 525.2	0.01	0.01	WKL	
ME-VR2	2012/13-5	Dry	4/30/2013 9:40:00 AM	5/14/2013 9:09:00 PM	Demeton-S	n/a	<	0.01	µg/L	EPA 525.2	0.01	0.01	WKL	
ME-VR2	2012/13-5	Dry	4/30/2013 9:40:00 AM	5/14/2013 9:09:00 PM	Diazinon	n/a	<	0.0052	µg/L	EPA 525.2	0.0052	0.01	WKL	
ME-VR2	2012/13-5	Dry	4/30/2013 9:40:00 AM	5/8/2013 11:54:00 PM	Dicamba	n/a	<	0.12	µg/L	EPA 515.3	0.12	0.6	WKL	
ME-VR2	2012/13-5	Dry	4/30/2013 9:40:00 AM	5/8/2013 11:54:00 PM	Dichlorprop	n/a	<	0.08	µg/L	EPA 515.3	0.08	0.3	WKL	
ME-VR2	2012/13-5	Dry	4/30/2013 9:40:00 AM	5/14/2013 9:09:00 PM	Dichlorvos	n/a	<	0.0029	µg/L	EPA 525.2	0.0029	0.01	WKL	
ME-VR2	2012/13-5	Dry	4/30/2013 9:40:00 AM	5/11/2013 2:44:00 AM	Dieldrin	n/a	<	0.0021	µg/L	EPA 608	0.0021	0.01	WKL	
ME-VR2	2012/13-5	Dry	4/30/2013 9:40:00 AM	5/14/2013 9:09:00 PM	Dimethoate	n/a	<	0.0062	µg/L	EPA 525.2	0.0062	0.01	WKL	
ME-VR2	2012/13-5	Dry	4/30/2013 9:40:00 AM	5/8/2013 11:54:00 PM	Dinoseb	n/a	<	0.14	µg/L	EPA 515.3	0.14	0.4	WKL	
ME-VR2	2012/13-5	Dry	4/30/2013 9:40:00 AM	5/3/2013 4:42:00 PM	Diphenamid	n/a	<	0.024	µg/L	EPA 525.2	0.024	0.1	WKL	
ME-VR2	2012/13-5	Dry	4/30/2013 9:40:00 AM	5/14/2013 9:09:00 PM	Disulfoton	n/a	<	0.01	µg/L	EPA 525.2	0.01	0.01	WKL	
ME-VR2	2012/13-5	Dry	4/30/2013 9:40:00 AM	5/11/2013 2:44:00 AM	Endosulfan I	n/a	<	0.0017	µg/L	EPA 608	0.0017	0.02	WKL	
ME-VR2	2012/13-5	Dry	4/30/2013 9:40:00 AM	5/11/2013 2:44:00 AM	Endosulfan II	n/a	<	0.0019	µg/L	EPA 608	0.0019	0.01	WKL	
ME-VR2	2012/13-5	Dry	4/30/2013 9:40:00 AM	5/11/2013 2:44:00 AM	Endosulfan sulfate	n/a	<	0.008	µg/L	EPA 608	0.008	0.05	WKL	
ME-VR2	2012/13-5	Dry	4/30/2013 9:40:00 AM	5/11/2013 2:44:00 AM	Endrin	n/a	<	0.0028	µg/L	EPA 608	0.0028	0.01	WKL	
ME-VR2	2012/13-5	Dry	4/30/2013 9:40:00 AM	5/11/2013 2:44:00 AM	Endrin aldehyde	n/a	<	0.003	µg/L	EPA 608	0.003	0.01	WKL	
ME-VR2	2012/13-5	Dry	4/30/2013 9:40:00 AM	5/3/2013 4:42:00 PM	EPTC	n/a	<	0.017	µg/L	EPA 525.2	0.017	1	WKL	
ME-VR2	2012/13-5	Dry	4/30/2013 9:40:00 AM	5/14/2013 9:09:00 PM	Ethoprop	n/a	<	0.0067	µg/L	EPA 525.2	0.0067	0.01	WKL	
ME-VR2	2012/13-5	Dry	4/30/2013 9:40:00 AM	5/14/2013 9:09:00 PM	Ethyl parathion	n/a	<	0.0054	µg/L	EPA 525.2	0.0054	0.01	WKL	
ME-VR2	2012/13-5	Dry	4/30/2013 9:40:00 AM	5/14/2013 9:09:00 PM	Fensulfothion	n/a	<	0.0029	µg/L	EPA 525.2	0.0029	0.01	WKL	
ME-VR2	2012/13-5	Dry	4/30/2013 9:40:00 AM	5/14/2013 9:09:00 PM	Fenthion	n/a	<	0.0038	µg/L	EPA 525.2	0.0038	0.01	WKL	

Appendix G
Laboratory Environmental Analysis Results

Site ID	Event	Event Type	Sample Date	Analysis Date	Constituent	Fraction	Sign	Result	Units	Method	MDL	Reporting Limit	Analyzing Laboratory	Qualifier
ME-VR2	2012/13-5	Dry	4/30/2013 9:40:00 AM	5/11/2013 2:44:00 AM	gamma-BHC (Lindane)	n/a	<	0.0021	µg/L	EPA 608	0.0021	0.02	WKL	
ME-VR2	2012/13-5	Dry	4/30/2013 9:40:00 AM	5/11/2013 2:44:00 AM	gamma-Chlordane	n/a	<	0.0044	µg/L	EPA 608	0.0044	0.01	WKL	
ME-VR2	2012/13-5	Dry	4/30/2013 9:40:00 AM	5/1/2013 3:25:00 PM	Glyphosate	n/a	<	1.8	µg/L	EPA 547	1.8	5	WKL	
ME-VR2	2012/13-5	Dry	4/30/2013 9:40:00 AM	5/11/2013 2:44:00 AM	Heptachlor	n/a	<	0.0017	µg/L	EPA 608	0.0017	0.01	WKL	
ME-VR2	2012/13-5	Dry	4/30/2013 9:40:00 AM	5/11/2013 2:44:00 AM	Heptachlor epoxide	n/a	<	0.0019	µg/L	EPA 608	0.0019	0.01	WKL	
ME-VR2	2012/13-5	Dry	4/30/2013 9:40:00 AM	5/14/2013 9:09:00 PM	Malathion	n/a	<	0.0076	µg/L	EPA 525.2	0.0076	0.01	WKL	
ME-VR2	2012/13-5	Dry	4/30/2013 9:40:00 AM	5/14/2013 9:09:00 PM	Merphos	n/a	<	0.0058	µg/L	EPA 525.2	0.0058	0.01	WKL	
ME-VR2	2012/13-5	Dry	4/30/2013 9:40:00 AM	5/11/2013 2:44:00 AM	Methoxychlor	n/a	<	0.0054	µg/L	EPA 608	0.0054	0.02	WKL	
ME-VR2	2012/13-5	Dry	4/30/2013 9:40:00 AM	5/14/2013 9:09:00 PM	Methyl parathion	n/a	<	0.0063	µg/L	EPA 525.2	0.0063	0.01	WKL	
ME-VR2	2012/13-5	Dry	4/30/2013 9:40:00 AM	5/3/2013 4:42:00 PM	Metolachlor	n/a	<	0.012	µg/L	EPA 525.2	0.012	0.1	WKL	
ME-VR2	2012/13-5	Dry	4/30/2013 9:40:00 AM	5/3/2013 4:42:00 PM	Metribuzin	n/a	<	0.015	µg/L	EPA 525.2	0.015	0.1	WKL	
ME-VR2	2012/13-5	Dry	4/30/2013 9:40:00 AM	5/14/2013 9:09:00 PM	Mevinphos	n/a	<	0.0042	µg/L	EPA 525.2	0.0042	0.01	WKL	
ME-VR2	2012/13-5	Dry	4/30/2013 9:40:00 AM	5/3/2013 4:42:00 PM	Molinate	n/a	<	0.039	µg/L	EPA 525.2	0.039	0.1	WKL	
ME-VR2	2012/13-5	Dry	4/30/2013 9:40:00 AM	5/14/2013 9:09:00 PM	Naled	n/a	<	0.0076	µg/L	EPA 525.2	0.0076	0.01	WKL	
ME-VR2	2012/13-5	Dry	4/30/2013 9:40:00 AM	5/8/2013 11:54:00 PM	Pentachlorophenol	n/a	<	0.04	µg/L	EPA 515.3	0.04	0.2	WKL	
ME-VR2	2012/13-5	Dry	4/30/2013 9:40:00 AM	5/14/2013 9:09:00 PM	Phorate	n/a	<	0.003	µg/L	EPA 525.2	0.003	0.01	WKL	
ME-VR2	2012/13-5	Dry	4/30/2013 9:40:00 AM	5/8/2013 11:54:00 PM	Picloram	n/a	<	0.05	µg/L	EPA 515.3	0.05	0.6	WKL	
ME-VR2	2012/13-5	Dry	4/30/2013 9:40:00 AM	5/3/2013 4:42:00 PM	Prometon	n/a	<	0.024	µg/L	EPA 525.2	0.024	0.2	WKL	
ME-VR2	2012/13-5	Dry	4/30/2013 9:40:00 AM	5/3/2013 4:42:00 PM	Prometryn	n/a	<	0.036	µg/L	EPA 525.2	0.036	0.1	WKL	
ME-VR2	2012/13-5	Dry	4/30/2013 9:40:00 AM	5/14/2013 9:09:00 PM	Ronnel (Fenchlorphos)	n/a	<	0.0041	µg/L	EPA 525.2	0.0041	0.01	WKL	
ME-VR2	2012/13-5	Dry	4/30/2013 9:40:00 AM	5/3/2013 4:42:00 PM	Simazine	n/a	<	0.015	µg/L	EPA 525.2	0.015	0.1	WKL	
ME-VR2	2012/13-5	Dry	4/30/2013 9:40:00 AM	5/14/2013 9:09:00 PM	Stirophos (Tetrachlorvinphos)	n/a	<	0.0031	µg/L	EPA 525.2	0.0031	0.01	WKL	
ME-VR2	2012/13-5	Dry	4/30/2013 9:40:00 AM	5/3/2013 4:42:00 PM	Terbacil	n/a	<	0.55	µg/L	EPA 525.2	0.55	2	WKL	
ME-VR2	2012/13-5	Dry	4/30/2013 9:40:00 AM	5/3/2013 4:42:00 PM	Thiobencarb	n/a	<	0.025	µg/L	EPA 525.2	0.025	0.2	WKL	
ME-VR2	2012/13-5	Dry	4/30/2013 9:40:00 AM	5/14/2013 9:09:00 PM	Tokuthion	n/a	<	0.0078	µg/L	EPA 525.2	0.0078	0.01	WKL	
ME-VR2	2012/13-5	Dry	4/30/2013 9:40:00 AM	5/11/2013 2:44:00 AM	Toxaphene	n/a	<	0.12	µg/L	EPA 608	0.12	0.5	WKL	
ME-VR2	2012/13-5	Dry	4/30/2013 9:40:00 AM	5/14/2013 9:09:00 PM	Trichloronate	n/a	<	0.0067	µg/L	EPA 525.2	0.0067	0.01	WKL	
ME-VR2	2012/13-5	Dry	4/30/2013 9:40:00 AM	5/3/2013 4:42:00 PM	Trithion	n/a	<	0.012	µg/L	EPA 525.2	0.012	0.1	WKL	
MO-CAM	2012/13-2	Wet	11/17/2012 9:25:00 AM	11/18/2012 7:56:00 AM	E. Coli	n/a	=	10462	MPN/100 mL	MMO-MUG	10	10	VCHCA	
MO-CAM	2012/13-2	Wet	11/17/2012 9:25:00 AM	11/21/2012 1:10:00 PM	Fecal Coliform	n/a	=	17000	MPN/100 mL	SM 9221 E	2	2	VCHCA	
MO-CAM	2012/13-2	Wet	11/17/2012 9:25:00 AM	11/18/2012 7:56:00 AM	Total Coliform	n/a	=	410600	MPN/100 mL	MMO-MUG	1000	1000	VCHCA	
MO-CAM	2012/13-2	Wet	11/17/2012 9:25:00 AM	11/17/2012 9:25:00 AM	Conductivity	n/a	=	136.2	µmhos/cm	Field Meter	-88	1	Field Crew	
MO-CAM	2012/13-2	Wet	11/17/2012 9:25:00 AM	12/6/2012 9:28:00 PM	Cyanide	Total	<	0.0027	mg/L	EPA 335.4	0.0027	0.005	WKL	
MO-CAM	2012/13-2	Wet	11/17/2012 9:25:00 AM	11/17/2012 9:25:00 AM	DO	n/a	=	9.5	mg/L	Field Meter	-88	0.3	Field Crew	
MO-CAM	2012/13-2	Wet	11/17/2012 9:25:00 AM	11/17/2012 9:25:00 AM	DO	n/a	=	98.1	%	Field Meter	-88	0.1	Field Crew	
MO-CAM	2012/13-2	Wet	11/17/2012 9:25:00 AM	11/17/2012 9:25:00 AM	pH	n/a	=	7.29	pH Units	Field Meter	-88	0.01	Field Crew	
MO-CAM	2012/13-2	Wet	11/17/2012 9:25:00 AM	11/17/2012 9:25:00 AM	Salinity	n/a	=	100	mg/L	Field Meter	-88	100	Field Crew	
MO-CAM	2012/13-2	Wet	11/17/2012 9:25:00 AM	11/17/2012 9:25:00 AM	Specific Conductance	n/a	=	160.7	µmhos/cm	Field Meter	-88	1	Field Crew	
MO-CAM	2012/13-2	Wet	11/17/2012 9:25:00 AM	11/17/2012 9:25:00 AM	Temperature	n/a	=	17	°C	Field Meter	-88	0.1	Field Crew	
MO-CAM	2012/13-2	Wet	11/17/2012 9:25:00 AM	11/27/2012 4:55:00 PM	Oil and Grease	n/a	DNQ	1.5	mg/L	EPA 1664A	1.3	5	WKL	
MO-CAM	2012/13-2	Wet	11/17/2012 9:25:00 AM	11/27/2012 4:55:00 PM	TPH	n/a	<	1.9	mg/L	EPA 1664A	1.9	5	WKL	
MO-CAM	2012/13-2	Wet	11/17/2012 9:25:00 AM	11/27/2012 5:41:00 PM	2-Chloroethyl vinyl ether	n/a	<	0.61	µg/L	EPA 524.2	0.61	1	WKL	
MO-CAM	2012/13-2	Wet	11/17/2012 9:25:00 AM	11/27/2012 5:41:00 PM	Methyl tert-butyl ether (MTBE)	n/a	<	0.19	µg/L	EPA 524.2	0.19	2	WKL	
MO-CAM	2012/13-2	Wet	11/18/2012 10:00:00 AM	11/28/2012 12:29:00 PM	Chloride	n/a	=	17	mg/L	EPA 300.0	1	5	WKL	D
MO-CAM	2012/13-2	Wet	11/18/2012 10:00:00 AM	11/28/2012 12:29:00 PM	Fluoride	n/a	=	0.21	mg/L	EPA 300.0	0.02	0.1	WKL	
MO-CAM	2012/13-2	Wet	11/18/2012 10:00:00 AM	11/21/2012 4:57:00 PM	Perchlorate	n/a	<	0.95	µg/L	EPA 314.0	0.95	2	WKL	
MO-CAM	2012/13-2	Wet	11/18/2012 10:00:00 AM	11/27/2012 5:28:00 PM	Calcium	Total	=	25.6	mg/L	EPA 200.7	0.0156	0.1	WKL	
MO-CAM	2012/13-2	Wet	11/18/2012 10:00:00 AM	11/27/2012 5:28:00 PM	Magnesium	Total	=	7.32	mg/L	EPA 200.7	0.0121	0.1	WKL	

Appendix G
Laboratory Environmental Analysis Results

Site ID	Event	Event Type	Sample Date	Analysis Date	Constituent	Fraction	Sign	Result	Units	Method	MDL	Reporting Limit	Analyzing Laboratory	Qualifier
MO-CAM	2012/13-2	Wet	11/18/2012 10:00:00 AM	11/30/2012 4:45:00 PM	Alkalinity as CaCO3	n/a	=	57	mg/L	SM 2320 B	0.56	2	WKL	
MO-CAM	2012/13-2	Wet	11/18/2012 10:00:00 AM	11/24/2012 12:30:00 PM	BOD	n/a	=	24	mg/L	SM 5210 B	0.1	2	WKL	
MO-CAM	2012/13-2	Wet	11/18/2012 10:00:00 AM	11/27/2012 9:06:00 AM	COD	n/a	=	220	mg/L	EPA 410.4	0.73	5	WKL	
MO-CAM	2012/13-2	Wet	11/18/2012 10:00:00 AM	11/27/2012 5:28:00 PM	Hardness as CaCO3	Total	=	94.1	mg/L	EPA 200.7	0.0885	0.662	WKL	
MO-CAM	2012/13-2	Wet	11/18/2012 10:00:00 AM	11/19/2012 9:46:00 PM	MBAS	n/a	=	0.47	mg/L	SM 5540 C	0.076	0.2	WKL	D
MO-CAM	2012/13-2	Wet	11/18/2012 10:00:00 AM	11/30/2012 2:41:00 PM	Phenolics	n/a	=	0.027	mg/L	EPA 420.4	0.0042	0.01	WKL	
MO-CAM	2012/13-2	Wet	11/18/2012 10:00:00 AM	11/30/2012 11:00:00 AM	Specific Conductance	n/a	=	250	µmhos/cm	SM 2510 B	0.23	2	WKL	
MO-CAM	2012/13-2	Wet	11/18/2012 10:00:00 AM	11/21/2012 11:58:00 AM	Total Dissolved Solids	n/a	=	170	mg/L	SM 2540 C	4	10	WKL	
MO-CAM	2012/13-2	Wet	11/18/2012 10:00:00 AM	11/26/2012 10:48:00 AM	Total Organic Carbon	n/a	=	30	mg/L	SM 5310 C	0.09	3	WKL	D
MO-CAM	2012/13-2	Wet	11/18/2012 10:00:00 AM	11/20/2012 7:20:00 PM	Total Suspended Solids	n/a	=	350	mg/L	SM 2540 D	5	5	WKL	
MO-CAM	2012/13-2	Wet	11/18/2012 10:00:00 AM	11/19/2012 10:13:00 PM	Turbidity	n/a	=	67	NTU	EPA 180.1	0.024	0.1	WKL	
MO-CAM	2012/13-2	Wet	11/18/2012 10:00:00 AM	11/20/2012 7:20:00 PM	Volatile Suspended Solids	n/a	=	75	mg/L	EPA 160.4	3.1	5	WKL	
MO-CAM	2012/13-2	Wet	11/18/2012 10:00:00 AM	12/1/2012 1:39:00 AM	Aluminum	Dissolved	=	27	µg/L	EPA 200.8	0.61	5	WKL	
MO-CAM	2012/13-2	Wet	11/18/2012 10:00:00 AM	12/1/2012 2:11:00 AM	Aluminum	Total	=	6600	µg/L	EPA 200.8	0.61	5	WKL	
MO-CAM	2012/13-2	Wet	11/18/2012 10:00:00 AM	12/1/2012 1:39:00 AM	Antimony	Dissolved	=	1.2	µg/L	EPA 200.8	0.04	0.5	WKL	
MO-CAM	2012/13-2	Wet	11/18/2012 10:00:00 AM	12/1/2012 2:11:00 AM	Antimony	Total	=	2.2	µg/L	EPA 200.8	0.04	0.5	WKL	
MO-CAM	2012/13-2	Wet	11/18/2012 10:00:00 AM	12/1/2012 1:39:00 AM	Arsenic	Dissolved	=	1.7	µg/L	EPA 200.8	0.036	0.4	WKL	
MO-CAM	2012/13-2	Wet	11/18/2012 10:00:00 AM	12/1/2012 2:11:00 AM	Arsenic	Total	=	4.1	µg/L	EPA 200.8	0.036	0.4	WKL	
MO-CAM	2012/13-2	Wet	11/18/2012 10:00:00 AM	12/1/2012 1:39:00 AM	Beryllium	Dissolved	<	0.088	µg/L	EPA 200.8	0.088	0.1	WKL	
MO-CAM	2012/13-2	Wet	11/18/2012 10:00:00 AM	12/1/2012 2:11:00 AM	Beryllium	Total	=	0.32	µg/L	EPA 200.8	0.088	0.1	WKL	
MO-CAM	2012/13-2	Wet	11/18/2012 10:00:00 AM	12/1/2012 1:39:00 AM	Cadmium	Dissolved	DNQ	0.04	µg/L	EPA 200.8	0.02	0.1	WKL	
MO-CAM	2012/13-2	Wet	11/18/2012 10:00:00 AM	12/1/2012 2:11:00 AM	Cadmium	Total	=	0.99	µg/L	EPA 200.8	0.02	0.1	WKL	
MO-CAM	2012/13-2	Wet	11/18/2012 10:00:00 AM	12/1/2012 1:39:00 AM	Chromium	Dissolved	=	0.63	µg/L	EPA 200.8	0.074	0.2	WKL	
MO-CAM	2012/13-2	Wet	11/18/2012 10:00:00 AM	12/1/2012 2:11:00 AM	Chromium	Total	=	15	µg/L	EPA 200.8	0.074	0.2	WKL	
MO-CAM	2012/13-2	Wet	11/18/2012 10:00:00 AM	12/3/2012 7:33:00 PM	Chromium VI	n/a	DNQ	0.26	µg/L	EPA 218.6	0.0059	0.3	WKL	
MO-CAM	2012/13-2	Wet	11/18/2012 10:00:00 AM	12/1/2012 1:39:00 AM	Copper	Dissolved	=	7.8	µg/L	EPA 200.8	0.27	0.5	WKL	
MO-CAM	2012/13-2	Wet	11/18/2012 10:00:00 AM	12/1/2012 2:11:00 AM	Copper	Total	=	96	µg/L	EPA 200.8	0.27	0.5	WKL	
MO-CAM	2012/13-2	Wet	11/18/2012 10:00:00 AM	11/27/2012 5:25:00 PM	Iron	Dissolved	=	150	µg/L	EPA 200.7	1.1	10	WKL	
MO-CAM	2012/13-2	Wet	11/18/2012 10:00:00 AM	11/27/2012 5:28:00 PM	Iron	Total	=	9700	µg/L	EPA 200.7	1.1	10	WKL	
MO-CAM	2012/13-2	Wet	11/18/2012 10:00:00 AM	12/1/2012 1:39:00 AM	Lead	Dissolved	=	0.2	µg/L	EPA 200.8	0.011	0.2	WKL	
MO-CAM	2012/13-2	Wet	11/18/2012 10:00:00 AM	12/1/2012 2:11:00 AM	Lead	Total	=	18	µg/L	EPA 200.8	0.011	0.2	WKL	
MO-CAM	2012/13-2	Wet	11/18/2012 10:00:00 AM	12/11/2012 3:45:00 PM	Mercury	Dissolved	DNQ	34	ng/L	EPA 245.1	3.9	50	WKL	
MO-CAM	2012/13-2	Wet	11/18/2012 10:00:00 AM	12/11/2012 3:45:00 PM	Mercury	Total	=	71	ng/L	EPA 245.1	3.9	50	WKL	
MO-CAM	2012/13-2	Wet	11/18/2012 10:00:00 AM	12/1/2012 1:39:00 AM	Nickel	Dissolved	=	6	µg/L	EPA 200.8	0.13	0.8	WKL	
MO-CAM	2012/13-2	Wet	11/18/2012 10:00:00 AM	12/1/2012 2:11:00 AM	Nickel	Total	=	22	µg/L	EPA 200.8	0.13	0.8	WKL	
MO-CAM	2012/13-2	Wet	11/18/2012 10:00:00 AM	12/1/2012 1:39:00 AM	Selenium	Dissolved	<	0.28	µg/L	EPA 200.8	0.28	0.4	WKL	
MO-CAM	2012/13-2	Wet	11/18/2012 10:00:00 AM	12/1/2012 2:11:00 AM	Selenium	Total	=	0.46	µg/L	EPA 200.8	0.28	0.4	WKL	
MO-CAM	2012/13-2	Wet	11/18/2012 10:00:00 AM	12/1/2012 1:39:00 AM	Silver	Dissolved	<	0.027	µg/L	EPA 200.8	0.027	0.2	WKL	
MO-CAM	2012/13-2	Wet	11/18/2012 10:00:00 AM	12/1/2012 2:11:00 AM	Silver	Total	=	0.21	µg/L	EPA 200.8	0.027	0.2	WKL	
MO-CAM	2012/13-2	Wet	11/18/2012 10:00:00 AM	12/1/2012 1:39:00 AM	Thallium	Dissolved	<	0.009	µg/L	EPA 200.8	0.009	0.2	WKL	
MO-CAM	2012/13-2	Wet	11/18/2012 10:00:00 AM	12/1/2012 2:11:00 AM	Thallium	Total	DNQ	0.15	µg/L	EPA 200.8	0.009	0.2	WKL	
MO-CAM	2012/13-2	Wet	11/18/2012 10:00:00 AM	12/1/2012 1:39:00 AM	Zinc	Dissolved	=	37	µg/L	EPA 200.8	1.1	5	WKL	
MO-CAM	2012/13-2	Wet	11/18/2012 10:00:00 AM	12/1/2012 2:11:00 AM	Zinc	Total	=	420	µg/L	EPA 200.8	1.1	5	WKL	
MO-CAM	2012/13-2	Wet	11/18/2012 10:00:00 AM	12/5/2012 5:38:00 PM	Ammonia as N	n/a	=	1.2	mg/L	EPA 350.1	0.048	0.1	WKL	
MO-CAM	2012/13-2	Wet	11/18/2012 10:00:00 AM	11/19/2012 6:49:00 PM	Nitrate + Nitrite as N	n/a	=	1.5	mg/L	EPA 353.2	0.01	0.1	WKL	
MO-CAM	2012/13-2	Wet	11/18/2012 10:00:00 AM	12/14/2012 12:49:00 PM	Phosphorus as P	Dissolved	=	0.32	mg/L	EPA 365.1	0.007	0.05	WKL	D
MO-CAM	2012/13-2	Wet	11/18/2012 10:00:00 AM	12/14/2012 11:27:00 AM	Phosphorus as P	Total	=	1.4	mg/L	EPA 365.1	0.035	0.25	WKL	DG
MO-CAM	2012/13-2	Wet	11/18/2012 10:00:00 AM	11/28/2012 4:17:00 PM	TKN	n/a	=	5.5	mg/L	EPA 351.2	0.15	0.2	WKL	D

Appendix G
Laboratory Environmental Analysis Results

Site ID	Event	Event Type	Sample Date	Analysis Date	Constituent	Fraction	Sign	Result	Units	Method	MDL	Reporting Limit	Analyzing Laboratory	Qualifier
MO-CAM	2012/13-2	Wet	11/18/2012 10:00:00 AM	11/28/2012 12:05:00 AM	1,2,4-Trichlorobenzene	n/a	<	1.1	µg/L	EPA 625	1.1	2	WKL	D, DF
MO-CAM	2012/13-2	Wet	11/18/2012 10:00:00 AM	11/28/2012 12:05:00 AM	1,2-Dichlorobenzene	n/a	<	1.1	µg/L	EPA 625	1.1	2	WKL	D, DF
MO-CAM	2012/13-2	Wet	11/18/2012 10:00:00 AM	11/28/2012 12:05:00 AM	1,2-Diphenylhydrazine	n/a	<	0.5	µg/L	EPA 625	0.5	2	WKL	D, DF
MO-CAM	2012/13-2	Wet	11/18/2012 10:00:00 AM	11/28/2012 12:05:00 AM	1,3-Dichlorobenzene	n/a	<	1.1	µg/L	EPA 625	1.1	2	WKL	D, DF
MO-CAM	2012/13-2	Wet	11/18/2012 10:00:00 AM	11/28/2012 12:05:00 AM	1,4-Dichlorobenzene	n/a	<	1.1	µg/L	EPA 625	1.1	2	WKL	D, DF
MO-CAM	2012/13-2	Wet	11/18/2012 10:00:00 AM	11/29/2012 1:15:00 AM	1-Methylnaphthalene	n/a	<	0.1	µg/L	EPA 8270Cm	0.1	0.1	WKL	
MO-CAM	2012/13-2	Wet	11/18/2012 10:00:00 AM	11/29/2012 6:08:00 PM	2,4,5-Trichlorophenol	n/a	<	0.29	µg/L	EPA 8270Cm	0.29	1	WKL	
MO-CAM	2012/13-2	Wet	11/18/2012 10:00:00 AM	11/29/2012 6:08:00 PM	2,4,6-Trichlorophenol	n/a	<	0.3	µg/L	EPA 8270Cm	0.3	1	WKL	EUM
MO-CAM	2012/13-2	Wet	11/18/2012 10:00:00 AM	11/29/2012 6:08:00 PM	2,4-Dichlorophenol	n/a	<	0.51	µg/L	EPA 8270Cm	0.51	1	WKL	
MO-CAM	2012/13-2	Wet	11/18/2012 10:00:00 AM	11/29/2012 6:08:00 PM	2,4-Dimethylphenol	n/a	<	1	µg/L	EPA 8270Cm	1	2	WKL	
MO-CAM	2012/13-2	Wet	11/18/2012 10:00:00 AM	11/29/2012 6:08:00 PM	2,4-Dinitrophenol	n/a	<	1	µg/L	EPA 8270Cm	1	2	WKL	
MO-CAM	2012/13-2	Wet	11/18/2012 10:00:00 AM	11/28/2012 12:05:00 AM	2,4-Dinitrotoluene	n/a	<	0.36	µg/L	EPA 625	0.36	2	WKL	D, DF
MO-CAM	2012/13-2	Wet	11/18/2012 10:00:00 AM	11/28/2012 12:05:00 AM	2,6-Dinitrotoluene	n/a	<	0.54	µg/L	EPA 625	0.54	2	WKL	D, DF
MO-CAM	2012/13-2	Wet	11/18/2012 10:00:00 AM	11/28/2012 12:05:00 AM	2-Chloronaphthalene	n/a	<	0.9	µg/L	EPA 625	0.9	2	WKL	D, DF
MO-CAM	2012/13-2	Wet	11/18/2012 10:00:00 AM	11/29/2012 6:08:00 PM	2-Chlorophenol	n/a	<	0.65	µg/L	EPA 8270Cm	0.65	1	WKL	EUM
MO-CAM	2012/13-2	Wet	11/18/2012 10:00:00 AM	11/29/2012 1:15:00 AM	2-Methylnaphthalene	n/a	<	0.1	µg/L	EPA 8270Cm	0.1	0.1	WKL	
MO-CAM	2012/13-2	Wet	11/18/2012 10:00:00 AM	11/29/2012 6:08:00 PM	2-Methylphenol	n/a	<	0.34	µg/L	EPA 8270Cm	0.34	1	WKL	
MO-CAM	2012/13-2	Wet	11/18/2012 10:00:00 AM	11/29/2012 6:08:00 PM	2-Nitrophenol	n/a	<	0.71	µg/L	EPA 8270Cm	0.71	1	WKL	
MO-CAM	2012/13-2	Wet	11/18/2012 10:00:00 AM	11/28/2012 12:05:00 AM	3,3'-Dichlorobenzidine	n/a	<	2.4	µg/L	EPA 625	2.4	10	WKL	D, DF
MO-CAM	2012/13-2	Wet	11/18/2012 10:00:00 AM	11/29/2012 6:08:00 PM	3-/4-Methylphenol	n/a	<	0.3	µg/L	EPA 8270Cm	0.3	1	WKL	
MO-CAM	2012/13-2	Wet	11/18/2012 10:00:00 AM	11/29/2012 6:08:00 PM	4,6-Dinitro-2-methylphenol	n/a	<	0.14	µg/L	EPA 8270Cm	0.14	1	WKL	
MO-CAM	2012/13-2	Wet	11/18/2012 10:00:00 AM	11/28/2012 12:05:00 AM	4-Bromophenyl phenyl ether	n/a	<	0.72	µg/L	EPA 625	0.72	2	WKL	D, DF
MO-CAM	2012/13-2	Wet	11/18/2012 10:00:00 AM	11/29/2012 6:08:00 PM	4-Chloro-3-methylphenol	n/a	<	0.37	µg/L	EPA 8270Cm	0.37	1	WKL	
MO-CAM	2012/13-2	Wet	11/18/2012 10:00:00 AM	11/28/2012 12:05:00 AM	4-Chlorophenyl phenyl ether	n/a	<	0.82	µg/L	EPA 625	0.82	2	WKL	D, DF
MO-CAM	2012/13-2	Wet	11/18/2012 10:00:00 AM	11/29/2012 6:08:00 PM	4-Nitrophenol	n/a	<	1	µg/L	EPA 8270Cm	1	2	WKL	
MO-CAM	2012/13-2	Wet	11/18/2012 10:00:00 AM	11/29/2012 1:15:00 AM	Acenaphthene	n/a	<	0.1	µg/L	EPA 8270Cm	0.1	0.1	WKL	EUM
MO-CAM	2012/13-2	Wet	11/18/2012 10:00:00 AM	11/29/2012 1:15:00 AM	Acenaphthylene	n/a	<	0.1	µg/L	EPA 8270Cm	0.1	0.1	WKL	
MO-CAM	2012/13-2	Wet	11/18/2012 10:00:00 AM	11/29/2012 1:15:00 AM	Anthracene	n/a	<	0.1	µg/L	EPA 8270Cm	0.1	0.1	WKL	
MO-CAM	2012/13-2	Wet	11/18/2012 10:00:00 AM	11/29/2012 1:15:00 AM	Benz(a)anthracene	n/a	<	0.1	µg/L	EPA 8270Cm	0.1	0.1	WKL	
MO-CAM	2012/13-2	Wet	11/18/2012 10:00:00 AM	11/28/2012 12:05:00 AM	Benzidine	n/a	<	7.3	µg/L	EPA 625	7.3	20	WKL	D, DF
MO-CAM	2012/13-2	Wet	11/18/2012 10:00:00 AM	12/4/2012 4:33:00 AM	Benzo(a)pyrene	n/a	=	0.24	µg/L	EPA 525.2	0.07	0.1	WKL	
MO-CAM	2012/13-2	Wet	11/18/2012 10:00:00 AM	11/29/2012 1:15:00 AM	Benzo(b)fluoranthene	n/a	=	0.21	µg/L	EPA 8270Cm	0.1	0.1	WKL	
MO-CAM	2012/13-2	Wet	11/18/2012 10:00:00 AM	11/29/2012 1:15:00 AM	Benzo(g,h,i)perylene	n/a	=	0.18	µg/L	EPA 8270Cm	0.1	0.1	WKL	
MO-CAM	2012/13-2	Wet	11/18/2012 10:00:00 AM	11/29/2012 1:15:00 AM	Benzo(k)fluoranthene	n/a	<	0.1	µg/L	EPA 8270Cm	0.1	0.1	WKL	
MO-CAM	2012/13-2	Wet	11/18/2012 10:00:00 AM	11/28/2012 12:05:00 AM	Bis(2-chloroethoxy)methane	n/a	<	0.5	µg/L	EPA 625	0.5	2	WKL	D, DF
MO-CAM	2012/13-2	Wet	11/18/2012 10:00:00 AM	11/28/2012 12:05:00 AM	Bis(2-chloroethyl)ether	n/a	<	0.54	µg/L	EPA 625	0.54	2	WKL	D, DF
MO-CAM	2012/13-2	Wet	11/18/2012 10:00:00 AM	11/28/2012 12:05:00 AM	Bis(2-chloroisopropyl)ether	n/a	<	0.76	µg/L	EPA 625	0.76	2	WKL	D, DF
MO-CAM	2012/13-2	Wet	11/18/2012 10:00:00 AM	12/4/2012 4:33:00 AM	Bis(2-ethylhexyl)adipate	n/a	<	0.1	µg/L	EPA 525.2	0.1	5	WKL	
MO-CAM	2012/13-2	Wet	11/18/2012 10:00:00 AM	12/4/2012 4:33:00 AM	Bis(2-ethylhexyl)phthalate	n/a	=	3.1	µg/L	EPA 525.2	1.1	3	WKL	
MO-CAM	2012/13-2	Wet	11/18/2012 10:00:00 AM	11/28/2012 12:05:00 AM	Butyl benzyl phthalate	n/a	DNQ	0.52	µg/L	EPA 625	0.36	2	WKL	D, DF
MO-CAM	2012/13-2	Wet	11/18/2012 10:00:00 AM	11/29/2012 1:15:00 AM	Chrysene	n/a	=	0.18	µg/L	EPA 8270Cm	0.1	0.1	WKL	
MO-CAM	2012/13-2	Wet	11/18/2012 10:00:00 AM	11/29/2012 1:15:00 AM	Dibenz(a,h)anthracene	n/a	<	0.1	µg/L	EPA 8270Cm	0.1	0.1	WKL	
MO-CAM	2012/13-2	Wet	11/18/2012 10:00:00 AM	11/28/2012 12:05:00 AM	Diethyl phthalate	n/a	=	2.4	µg/L	EPA 625	0.3	2	WKL	D, DF
MO-CAM	2012/13-2	Wet	11/18/2012 10:00:00 AM	11/28/2012 12:05:00 AM	Dimethyl phthalate	n/a	<	0.36	µg/L	EPA 625	0.36	2	WKL	D, DF
MO-CAM	2012/13-2	Wet	11/18/2012 10:00:00 AM	11/28/2012 12:05:00 AM	Di-n-butylphthalate	n/a	<	0.48	µg/L	EPA 625	0.48	2	WKL	D, DF
MO-CAM	2012/13-2	Wet	11/18/2012 10:00:00 AM	11/28/2012 12:05:00 AM	Di-n-octylphthalate	n/a	<	0.38	µg/L	EPA 625	0.38	2	WKL	D, DF
MO-CAM	2012/13-2	Wet	11/18/2012 10:00:00 AM	11/29/2012 1:15:00 AM	Fluoranthene	n/a	=	0.1	µg/L	EPA 8270Cm	0.1	0.1	WKL	
MO-CAM	2012/13-2	Wet	11/18/2012 10:00:00 AM	11/29/2012 1:15:00 AM	Fluorene	n/a	<	0.1	µg/L	EPA 8270Cm	0.1	0.1	WKL	EUM

Appendix G
Laboratory Environmental Analysis Results

Site ID	Event	Event Type	Sample Date	Analysis Date	Constituent	Fraction	Sign	Result	Units	Method	MDL	Reporting Limit	Analyzing Laboratory	Qualifier
MO-CAM	2012/13-2	Wet	11/18/2012 10:00:00 AM	11/28/2012 12:05:00 AM	Hexachlorobenzene	n/a	<	0.98	µg/L	EPA 625	0.98	2	WKL	D, DF
MO-CAM	2012/13-2	Wet	11/18/2012 10:00:00 AM	11/28/2012 12:05:00 AM	Hexachlorobutadiene	n/a	<	0.94	µg/L	EPA 625	0.94	2	WKL	D, DF
MO-CAM	2012/13-2	Wet	11/18/2012 10:00:00 AM	11/28/2012 12:05:00 AM	Hexachlorocyclopentadiene	n/a	<	2.9	µg/L	EPA 625	2.9	10	WKL	D, DF
MO-CAM	2012/13-2	Wet	11/18/2012 10:00:00 AM	11/28/2012 12:05:00 AM	Hexachloroethane	n/a	<	1	µg/L	EPA 625	1	2	WKL	D, DF
MO-CAM	2012/13-2	Wet	11/18/2012 10:00:00 AM	11/29/2012 1:15:00 AM	Indeno(1,2,3-cd)pyrene	n/a	=	0.12	µg/L	EPA 8270Cm	0.1	0.1	WKL	
MO-CAM	2012/13-2	Wet	11/18/2012 10:00:00 AM	11/28/2012 12:05:00 AM	Isophorone	n/a	<	0.42	µg/L	EPA 625	0.42	2	WKL	D, DF
MO-CAM	2012/13-2	Wet	11/18/2012 10:00:00 AM	11/29/2012 1:15:00 AM	Naphthalene	n/a	<	0.1	µg/L	EPA 8270Cm	0.1	0.1	WKL	
MO-CAM	2012/13-2	Wet	11/18/2012 10:00:00 AM	11/28/2012 12:05:00 AM	Nitrobenzene	n/a	<	0.72	µg/L	EPA 625	0.72	2	WKL	D, DF
MO-CAM	2012/13-2	Wet	11/18/2012 10:00:00 AM	11/28/2012 12:05:00 AM	N-Nitrosodimethylamine	n/a	<	0.28	µg/L	EPA 625	0.28	2	WKL	D, DF, EUM
MO-CAM	2012/13-2	Wet	11/18/2012 10:00:00 AM	11/28/2012 12:05:00 AM	N-Nitrosodi-N-propylamine	n/a	<	0.52	µg/L	EPA 625	0.52	2	WKL	D, DF
MO-CAM	2012/13-2	Wet	11/18/2012 10:00:00 AM	11/28/2012 12:05:00 AM	N-Nitrosodiphenylamine	n/a	<	0.38	µg/L	EPA 625	0.38	2	WKL	D, DF
MO-CAM	2012/13-2	Wet	11/18/2012 10:00:00 AM	11/29/2012 1:15:00 AM	Phenanthrene	n/a	<	0.1	µg/L	EPA 8270Cm	0.1	0.1	WKL	EUM
MO-CAM	2012/13-2	Wet	11/18/2012 10:00:00 AM	11/29/2012 6:08:00 PM	Phenol	n/a	<	0.35	µg/L	EPA 8270Cm	0.35	1	WKL	
MO-CAM	2012/13-2	Wet	11/18/2012 10:00:00 AM	11/29/2012 1:15:00 AM	Pyrene	n/a	<	0.1	µg/L	EPA 8270Cm	0.1	0.1	WKL	EUM
MO-CAM	2012/13-2	Wet	11/18/2012 10:00:00 AM	11/27/2012 11:55:00 PM	PCB Aroclor 1016	n/a	<	0.05	µg/L	EPA 608	0.05	0.5	WKL	
MO-CAM	2012/13-2	Wet	11/18/2012 10:00:00 AM	11/27/2012 11:55:00 PM	PCB Aroclor 1221	n/a	<	0.06	µg/L	EPA 608	0.06	0.5	WKL	
MO-CAM	2012/13-2	Wet	11/18/2012 10:00:00 AM	11/27/2012 11:55:00 PM	PCB Aroclor 1232	n/a	<	0.15	µg/L	EPA 608	0.15	0.5	WKL	
MO-CAM	2012/13-2	Wet	11/18/2012 10:00:00 AM	11/27/2012 11:55:00 PM	PCB Aroclor 1242	n/a	<	0.07	µg/L	EPA 608	0.07	0.5	WKL	
MO-CAM	2012/13-2	Wet	11/18/2012 10:00:00 AM	11/27/2012 11:55:00 PM	PCB Aroclor 1248	n/a	<	0.06	µg/L	EPA 608	0.06	0.5	WKL	
MO-CAM	2012/13-2	Wet	11/18/2012 10:00:00 AM	11/27/2012 11:55:00 PM	PCB Aroclor 1254	n/a	<	0.04	µg/L	EPA 608	0.04	0.5	WKL	
MO-CAM	2012/13-2	Wet	11/18/2012 10:00:00 AM	11/27/2012 11:55:00 PM	PCB Aroclor 1260	n/a	<	0.04	µg/L	EPA 608	0.04	0.5	WKL	
MO-CAM	2012/13-2	Wet	11/18/2012 10:00:00 AM	12/1/2012 10:25:00 PM	2,4,5-T	n/a	<	0.07	µg/L	EPA 515.3	0.07	0.2	WKL	
MO-CAM	2012/13-2	Wet	11/18/2012 10:00:00 AM	12/1/2012 10:25:00 PM	2,4,5-TP	n/a	<	0.09	µg/L	EPA 515.3	0.09	0.2	WKL	
MO-CAM	2012/13-2	Wet	11/18/2012 10:00:00 AM	12/1/2012 10:25:00 PM	2,4-D	n/a	<	0.07	µg/L	EPA 515.3	0.07	0.4	WKL	
MO-CAM	2012/13-2	Wet	11/18/2012 10:00:00 AM	12/1/2012 10:25:00 PM	2,4-DB	n/a	<	0.07	µg/L	EPA 515.3	0.07	2	WKL	
MO-CAM	2012/13-2	Wet	11/18/2012 10:00:00 AM	12/1/2012 10:25:00 PM	3,5-Dichlorobenzoic acid	n/a	<	0.09	µg/L	EPA 515.3	0.09	1	WKL	
MO-CAM	2012/13-2	Wet	11/18/2012 10:00:00 AM	11/27/2012 11:55:00 PM	4,4'-DDD	n/a	<	0.003	µg/L	EPA 608	0.003	0.05	WKL	
MO-CAM	2012/13-2	Wet	11/18/2012 10:00:00 AM	11/27/2012 11:55:00 PM	4,4'-DDE	n/a	<	0.0025	µg/L	EPA 608	0.0025	0.05	WKL	
MO-CAM	2012/13-2	Wet	11/18/2012 10:00:00 AM	11/27/2012 11:55:00 PM	4,4'-DDT	n/a	<	0.0031	µg/L	EPA 608	0.0031	0.01	WKL	
MO-CAM	2012/13-2	Wet	11/18/2012 10:00:00 AM	12/1/2012 10:25:00 PM	Acifluorfen	n/a	<	0.06	µg/L	EPA 515.3	0.06	0.4	WKL	
MO-CAM	2012/13-2	Wet	11/18/2012 10:00:00 AM	12/4/2012 4:33:00 AM	Alachlor	n/a	<	0.022	µg/L	EPA 525.2	0.022	0.1	WKL	
MO-CAM	2012/13-2	Wet	11/18/2012 10:00:00 AM	11/27/2012 11:55:00 PM	Aldrin	n/a	<	0.0015	µg/L	EPA 608	0.0015	0.005	WKL	
MO-CAM	2012/13-2	Wet	11/18/2012 10:00:00 AM	11/27/2012 11:55:00 PM	alpha-BHC	n/a	<	0.0018	µg/L	EPA 608	0.0018	0.01	WKL	
MO-CAM	2012/13-2	Wet	11/18/2012 10:00:00 AM	11/27/2012 11:55:00 PM	alpha-Chlordane	n/a	<	0.0041	µg/L	EPA 608	0.0041	0.01	WKL	
MO-CAM	2012/13-2	Wet	11/18/2012 10:00:00 AM	12/4/2012 4:33:00 AM	Atrazine	n/a	<	0.034	µg/L	EPA 525.2	0.034	0.1	WKL	
MO-CAM	2012/13-2	Wet	11/18/2012 10:00:00 AM	12/13/2012 2:49:00 PM	Azinphos methyl	n/a	<	0.0055	µg/L	EPA 525.2	0.0055	0.01	WKL	EUM
MO-CAM	2012/13-2	Wet	11/18/2012 10:00:00 AM	12/1/2012 10:25:00 PM	Bentazon	n/a	<	0.11	µg/L	EPA 515.3	0.11	2	WKL	
MO-CAM	2012/13-2	Wet	11/18/2012 10:00:00 AM	11/27/2012 11:55:00 PM	beta-BHC	n/a	<	0.0031	µg/L	EPA 608	0.0031	0.005	WKL	
MO-CAM	2012/13-2	Wet	11/18/2012 10:00:00 AM	12/13/2012 2:49:00 PM	Bolstar	n/a	<	0.0046	µg/L	EPA 525.2	0.0046	0.01	WKL	
MO-CAM	2012/13-2	Wet	11/18/2012 10:00:00 AM	12/4/2012 4:33:00 AM	Bromacil	n/a	<	0.038	µg/L	EPA 525.2	0.038	1	WKL	
MO-CAM	2012/13-2	Wet	11/18/2012 10:00:00 AM	12/4/2012 4:33:00 AM	Butachlor	n/a	<	0.017	µg/L	EPA 525.2	0.017	0.2	WKL	
MO-CAM	2012/13-2	Wet	11/18/2012 10:00:00 AM	12/4/2012 4:33:00 AM	Captan	n/a	<	0.86	µg/L	EPA 525.2	0.86	1	WKL	
MO-CAM	2012/13-2	Wet	11/18/2012 10:00:00 AM	11/27/2012 11:55:00 PM	Chlordane (technical)	n/a	<	0.08	µg/L	EPA 608	0.08	0.1	WKL	
MO-CAM	2012/13-2	Wet	11/18/2012 10:00:00 AM	12/4/2012 4:33:00 AM	Chloropropham	n/a	<	0.01	µg/L	EPA 525.2	0.01	0.1	WKL	
MO-CAM	2012/13-2	Wet	11/18/2012 10:00:00 AM	12/13/2012 2:49:00 PM	Chlorpyrifos	n/a	=	0.023	µg/L	EPA 525.2	0.0069	0.01	WKL	
MO-CAM	2012/13-2	Wet	11/18/2012 10:00:00 AM	12/13/2012 2:49:00 PM	Coumaphos	n/a	<	0.0051	µg/L	EPA 525.2	0.0051	0.01	WKL	
MO-CAM	2012/13-2	Wet	11/18/2012 10:00:00 AM	12/4/2012 4:33:00 AM	Cyanazine	n/a	<	0.024	µg/L	EPA 525.2	0.024	0.1	WKL	
MO-CAM	2012/13-2	Wet	11/18/2012 10:00:00 AM	12/1/2012 10:25:00 PM	Dalapon	n/a	<	0.1	µg/L	EPA 515.3	0.1	0.4	WKL	

Appendix G
Laboratory Environmental Analysis Results

Site ID	Event	Event Type	Sample Date	Analysis Date	Constituent	Fraction	Sign	Result	Units	Method	MDL	Reporting Limit	Analyzing Laboratory	Qualifier
MO-CAM	2012/13-2	Wet	11/18/2012 10:00:00 AM	12/1/2012 10:25:00 PM	DCPA (Dacthal)	n/a	<	0.07	µg/L	EPA 515.3	0.07	0.1	WKL	
MO-CAM	2012/13-2	Wet	11/18/2012 10:00:00 AM	11/27/2012 11:55:00 PM	delta-BHC	n/a	<	0.0025	µg/L	EPA 608	0.0025	0.005	WKL	
MO-CAM	2012/13-2	Wet	11/18/2012 10:00:00 AM	12/13/2012 2:49:00 PM	Demeton-O	n/a	<	0.01	µg/L	EPA 525.2	0.01	0.01	WKL	
MO-CAM	2012/13-2	Wet	11/18/2012 10:00:00 AM	12/13/2012 2:49:00 PM	Demeton-S	n/a	<	0.01	µg/L	EPA 525.2	0.01	0.01	WKL	
MO-CAM	2012/13-2	Wet	11/18/2012 10:00:00 AM	12/13/2012 2:49:00 PM	Diazinon	n/a	<	0.0052	µg/L	EPA 525.2	0.0052	0.01	WKL	
MO-CAM	2012/13-2	Wet	11/18/2012 10:00:00 AM	12/1/2012 10:25:00 PM	Dicamba	n/a	<	0.12	µg/L	EPA 515.3	0.12	0.6	WKL	
MO-CAM	2012/13-2	Wet	11/18/2012 10:00:00 AM	12/1/2012 10:25:00 PM	Dichlorprop	n/a	<	0.08	µg/L	EPA 515.3	0.08	0.3	WKL	
MO-CAM	2012/13-2	Wet	11/18/2012 10:00:00 AM	12/13/2012 2:49:00 PM	Dichlorvos	n/a	<	0.0029	µg/L	EPA 525.2	0.0029	0.01	WKL	
MO-CAM	2012/13-2	Wet	11/18/2012 10:00:00 AM	11/27/2012 11:55:00 PM	Dieldrin	n/a	<	0.0021	µg/L	EPA 608	0.0021	0.01	WKL	
MO-CAM	2012/13-2	Wet	11/18/2012 10:00:00 AM	12/13/2012 2:49:00 PM	Dimethoate	n/a	<	0.0062	µg/L	EPA 525.2	0.0062	0.01	WKL	
MO-CAM	2012/13-2	Wet	11/18/2012 10:00:00 AM	12/1/2012 10:25:00 PM	Dinoseb	n/a	<	0.14	µg/L	EPA 515.3	0.14	0.4	WKL	
MO-CAM	2012/13-2	Wet	11/18/2012 10:00:00 AM	12/4/2012 4:33:00 AM	Diphenamid	n/a	<	0.024	µg/L	EPA 525.2	0.024	0.1	WKL	
MO-CAM	2012/13-2	Wet	11/18/2012 10:00:00 AM	12/13/2012 2:49:00 PM	Disulfoton	n/a	<	0.01	µg/L	EPA 525.2	0.01	0.01	WKL	
MO-CAM	2012/13-2	Wet	11/18/2012 10:00:00 AM	11/27/2012 11:55:00 PM	Endosulfan I	n/a	<	0.0017	µg/L	EPA 608	0.0017	0.02	WKL	
MO-CAM	2012/13-2	Wet	11/18/2012 10:00:00 AM	11/27/2012 11:55:00 PM	Endosulfan II	n/a	<	0.0019	µg/L	EPA 608	0.0019	0.01	WKL	
MO-CAM	2012/13-2	Wet	11/18/2012 10:00:00 AM	11/27/2012 11:55:00 PM	Endosulfan sulfate	n/a	<	0.008	µg/L	EPA 608	0.008	0.05	WKL	
MO-CAM	2012/13-2	Wet	11/18/2012 10:00:00 AM	11/27/2012 11:55:00 PM	Endrin	n/a	<	0.0028	µg/L	EPA 608	0.0028	0.01	WKL	
MO-CAM	2012/13-2	Wet	11/18/2012 10:00:00 AM	11/27/2012 11:55:00 PM	Endrin aldehyde	n/a	<	0.003	µg/L	EPA 608	0.003	0.01	WKL	
MO-CAM	2012/13-2	Wet	11/18/2012 10:00:00 AM	12/4/2012 4:33:00 AM	EPTC	n/a	<	0.017	µg/L	EPA 525.2	0.017	1	WKL	
MO-CAM	2012/13-2	Wet	11/18/2012 10:00:00 AM	12/13/2012 2:49:00 PM	Ethoprop	n/a	<	0.0067	µg/L	EPA 525.2	0.0067	0.01	WKL	
MO-CAM	2012/13-2	Wet	11/18/2012 10:00:00 AM	12/13/2012 2:49:00 PM	Ethyl parathion	n/a	<	0.0054	µg/L	EPA 525.2	0.0054	0.01	WKL	
MO-CAM	2012/13-2	Wet	11/18/2012 10:00:00 AM	12/13/2012 2:49:00 PM	Fensulfothion	n/a	<	0.0029	µg/L	EPA 525.2	0.0029	0.01	WKL	
MO-CAM	2012/13-2	Wet	11/18/2012 10:00:00 AM	12/13/2012 2:49:00 PM	Fenthion	n/a	<	0.0038	µg/L	EPA 525.2	0.0038	0.01	WKL	
MO-CAM	2012/13-2	Wet	11/18/2012 10:00:00 AM	11/27/2012 11:55:00 PM	gamma-BHC (Lindane)	n/a	<	0.0021	µg/L	EPA 608	0.0021	0.02	WKL	
MO-CAM	2012/13-2	Wet	11/18/2012 10:00:00 AM	11/27/2012 11:55:00 PM	gamma-Chlordane	n/a	<	0.0044	µg/L	EPA 608	0.0044	0.01	WKL	
MO-CAM	2012/13-2	Wet	11/18/2012 10:00:00 AM	11/28/2012 6:40:00 PM	Glyphosate	n/a	DNQ	2.3	µg/L	EPA 547	1.8	5	WKL	
MO-CAM	2012/13-2	Wet	11/18/2012 10:00:00 AM	11/27/2012 11:55:00 PM	Heptachlor	n/a	<	0.0017	µg/L	EPA 608	0.0017	0.01	WKL	
MO-CAM	2012/13-2	Wet	11/18/2012 10:00:00 AM	11/27/2012 11:55:00 PM	Heptachlor epoxide	n/a	<	0.0019	µg/L	EPA 608	0.0019	0.01	WKL	
MO-CAM	2012/13-2	Wet	11/18/2012 10:00:00 AM	12/13/2012 2:49:00 PM	Malathion	n/a	=	0.048	µg/L	EPA 525.2	0.0076	0.01	WKL	
MO-CAM	2012/13-2	Wet	11/18/2012 10:00:00 AM	12/13/2012 2:49:00 PM	Merphos	n/a	<	0.0058	µg/L	EPA 525.2	0.0058	0.01	WKL	
MO-CAM	2012/13-2	Wet	11/18/2012 10:00:00 AM	11/27/2012 11:55:00 PM	Methoxychlor	n/a	<	0.0054	µg/L	EPA 608	0.0054	0.02	WKL	
MO-CAM	2012/13-2	Wet	11/18/2012 10:00:00 AM	12/13/2012 2:49:00 PM	Methyl parathion	n/a	<	0.0063	µg/L	EPA 525.2	0.0063	0.01	WKL	
MO-CAM	2012/13-2	Wet	11/18/2012 10:00:00 AM	12/4/2012 4:33:00 AM	Metolachlor	n/a	<	0.012	µg/L	EPA 525.2	0.012	0.1	WKL	
MO-CAM	2012/13-2	Wet	11/18/2012 10:00:00 AM	12/4/2012 4:33:00 AM	Metribuzin	n/a	<	0.015	µg/L	EPA 525.2	0.015	0.1	WKL	
MO-CAM	2012/13-2	Wet	11/18/2012 10:00:00 AM	12/13/2012 2:49:00 PM	Mevinphos	n/a	<	0.0042	µg/L	EPA 525.2	0.0042	0.01	WKL	
MO-CAM	2012/13-2	Wet	11/18/2012 10:00:00 AM	12/4/2012 4:33:00 AM	Molinate	n/a	<	0.039	µg/L	EPA 525.2	0.039	0.1	WKL	
MO-CAM	2012/13-2	Wet	11/18/2012 10:00:00 AM	12/13/2012 2:49:00 PM	Naled	n/a	<	0.0076	µg/L	EPA 525.2	0.0076	0.1	WKL	IL
MO-CAM	2012/13-2	Wet	11/18/2012 10:00:00 AM	12/1/2012 10:25:00 PM	Pentachlorophenol	n/a	<	0.04	µg/L	EPA 515.3	0.04	0.2	WKL	
MO-CAM	2012/13-2	Wet	11/18/2012 10:00:00 AM	12/13/2012 2:49:00 PM	Phorate	n/a	<	0.003	µg/L	EPA 525.2	0.003	0.01	WKL	
MO-CAM	2012/13-2	Wet	11/18/2012 10:00:00 AM	12/1/2012 10:25:00 PM	Picloram	n/a	<	0.05	µg/L	EPA 515.3	0.05	0.6	WKL	
MO-CAM	2012/13-2	Wet	11/18/2012 10:00:00 AM	12/4/2012 4:33:00 AM	Prometon	n/a	<	0.024	µg/L	EPA 525.2	0.024	0.2	WKL	
MO-CAM	2012/13-2	Wet	11/18/2012 10:00:00 AM	12/4/2012 4:33:00 AM	Prometryn	n/a	<	0.036	µg/L	EPA 525.2	0.036	0.1	WKL	
MO-CAM	2012/13-2	Wet	11/18/2012 10:00:00 AM	12/13/2012 2:49:00 PM	Ronnel (Fenchlorphos)	n/a	<	0.0041	µg/L	EPA 525.2	0.0041	0.01	WKL	
MO-CAM	2012/13-2	Wet	11/18/2012 10:00:00 AM	12/4/2012 4:33:00 AM	Simazine	n/a	<	0.015	µg/L	EPA 525.2	0.015	0.1	WKL	
MO-CAM	2012/13-2	Wet	11/18/2012 10:00:00 AM	12/13/2012 2:49:00 PM	Stirophos (Tetrachlorvinphos)	n/a	<	0.0031	µg/L	EPA 525.2	0.0031	0.01	WKL	
MO-CAM	2012/13-2	Wet	11/18/2012 10:00:00 AM	12/4/2012 4:33:00 AM	Terbacil	n/a	<	0.55	µg/L	EPA 525.2	0.55	2	WKL	
MO-CAM	2012/13-2	Wet	11/18/2012 10:00:00 AM	12/4/2012 4:33:00 AM	Thiobencarb	n/a	<	0.025	µg/L	EPA 525.2	0.025	0.2	WKL	
MO-CAM	2012/13-2	Wet	11/18/2012 10:00:00 AM	12/13/2012 2:49:00 PM	Tokuthion	n/a	<	0.0078	µg/L	EPA 525.2	0.0078	0.01	WKL	

Appendix G
Laboratory Environmental Analysis Results

Site ID	Event	Event Type	Sample Date	Analysis Date	Constituent	Fraction	Sign	Result	Units	Method	MDL	Reporting Limit	Analyzing Laboratory	Qualifier
MO-CAM	2012/13-2	Wet	11/18/2012 10:00:00 AM	11/27/2012 11:55:00 PM	Toxaphene	n/a	<	0.12	µg/L	EPA 608	0.12	0.5	WKL	
MO-CAM	2012/13-2	Wet	11/18/2012 10:00:00 AM	12/13/2012 2:49:00 PM	Trichloronate	n/a	<	0.0067	µg/L	EPA 525.2	0.0067	0.01	WKL	
MO-CAM	2012/13-2	Wet	11/18/2012 10:00:00 AM	12/4/2012 4:33:00 AM	Trithion	n/a	<	0.012	µg/L	EPA 525.2	0.012	0.1	WKL	
MO-CAM	2012/13-3	Wet	2/19/2013 7:40:00 PM	2/20/2013 6:30:00 PM	E. Coli	n/a	=	743	MPN/100 mL	MMO-MUG	10	10	VCHCA	
MO-CAM	2012/13-3	Wet	2/19/2013 7:40:00 PM	2/23/2013 10:00:00 PM	Fecal Coliform	n/a	=	700	MPN/100 mL	SM 9221 E	2	2	VCHCA	
MO-CAM	2012/13-3	Wet	2/19/2013 7:40:00 PM	2/20/2013 6:30:00 PM	Total Coliform	n/a	=	155300	MPN/100 mL	MMO-MUG	1000	1000	VCHCA	
MO-CAM	2012/13-3	Wet	2/19/2013 7:40:00 PM	2/19/2013 7:40:00 PM	Conductivity	n/a	=	162.5	µmhos/cm	Field Meter	-88	1	Field Crew	
MO-CAM	2012/13-3	Wet	2/19/2013 7:40:00 PM	3/2/2013 4:14:00 PM	Cyanide	Total	<	0.0027	mg/L	EPA 335.4	0.0027	0.005	WKL	
MO-CAM	2012/13-3	Wet	2/19/2013 7:40:00 PM	2/19/2013 7:40:00 PM	DO	n/a	=	88.2	%	Field Meter	-88	0.1	Field Crew	
MO-CAM	2012/13-3	Wet	2/19/2013 7:40:00 PM	2/19/2013 7:40:00 PM	DO	n/a	=	9.32	mg/L	Field Meter	-88	0.3	Field Crew	
MO-CAM	2012/13-3	Wet	2/19/2013 7:40:00 PM	2/19/2013 7:40:00 PM	pH	n/a	=	7.4	pH Units	Field Meter	-88	0.01	Field Crew	
MO-CAM	2012/13-3	Wet	2/19/2013 7:40:00 PM	2/19/2013 7:40:00 PM	Salinity	n/a	=	100	mg/L	Field Meter	-88	100	Field Crew	
MO-CAM	2012/13-3	Wet	2/19/2013 7:40:00 PM	2/19/2013 7:40:00 PM	Specific Conductance	n/a	=	213.1	µmhos/cm	Field Meter	-88	1	Field Crew	
MO-CAM	2012/13-3	Wet	2/19/2013 7:40:00 PM	2/19/2013 7:40:00 PM	Temperature	n/a	=	12	°C	Field Meter	-88	0.1	Field Crew	
MO-CAM	2012/13-3	Wet	2/19/2013 7:40:00 PM	3/4/2013 6:09:00 PM	Oil and Grease	n/a	<	1.3	mg/L	EPA 1664A	1.3	5	WKL	
MO-CAM	2012/13-3	Wet	2/19/2013 7:40:00 PM	3/4/2013 6:09:00 PM	TPH	n/a	<	1.9	mg/L	EPA 1664A	1.9	5	WKL	
MO-CAM	2012/13-3	Wet	2/19/2013 7:40:00 PM	2/28/2013 2:09:00 AM	2-Chloroethyl vinyl ether	n/a	<	0.61	µg/L	EPA 524.2	0.61	1	WKL	
MO-CAM	2012/13-3	Wet	2/19/2013 7:40:00 PM	2/28/2013 2:09:00 AM	Methyl tert-butyl ether (MTBE)	n/a	<	0.19	µg/L	EPA 524.2	0.19	2	WKL	
MO-CAM	2012/13-3	Wet	2/20/2013 11:15:00 AM	2/28/2013 12:03:00 PM	Chloride	n/a	=	26	mg/L	EPA 300.0	0.1	0.5	WKL	
MO-CAM	2012/13-3	Wet	2/20/2013 11:15:00 AM	2/28/2013 12:03:00 PM	Fluoride	n/a	=	0.17	mg/L	EPA 300.0	0.02	0.1	WKL	
MO-CAM	2012/13-3	Wet	2/20/2013 11:15:00 AM	3/1/2013 4:10:00 PM	Perchlorate	n/a	<	1.9	µg/L	EPA 314.0	1.9	4	WKL	D
MO-CAM	2012/13-3	Wet	2/20/2013 11:15:00 AM	2/25/2013 1:51:00 PM	Calcium	Total	=	30.2	mg/L	EPA 200.7	0.0156	0.1	WKL	
MO-CAM	2012/13-3	Wet	2/20/2013 11:15:00 AM	2/25/2013 1:51:00 PM	Magnesium	Total	=	7.03	mg/L	EPA 200.7	0.0121	0.1	WKL	
MO-CAM	2012/13-3	Wet	2/20/2013 11:15:00 AM	2/25/2013 10:23:00 PM	Alkalinity as CaCO3	n/a	=	50	mg/L	SM 2320 B	0.56	2	WKL	
MO-CAM	2012/13-3	Wet	2/20/2013 11:15:00 AM	2/27/2013 11:44:00 AM	BOD	n/a	=	19	mg/L	SM 5210 B	0.1	2	WKL	
MO-CAM	2012/13-3	Wet	2/20/2013 11:15:00 AM	3/2/2013 4:05:00 PM	COD	n/a	=	360	mg/L	EPA 410.4	0.73	5	WKL	
MO-CAM	2012/13-3	Wet	2/20/2013 11:15:00 AM	2/25/2013 1:51:00 PM	Hardness as CaCO3	Total	=	104	mg/L	EPA 200.7	0.0885	0.662	WKL	
MO-CAM	2012/13-3	Wet	2/20/2013 11:15:00 AM	2/21/2013 9:38:00 PM	MBAS	n/a	=	1	mg/L	SM 5540 C	0.076	0.2	WKL	D
MO-CAM	2012/13-3	Wet	2/20/2013 11:15:00 AM	2/25/2013 6:22:00 PM	Phenolics	n/a	=	0.11	mg/L	EPA 420.4	0.0042	0.01	WKL	
MO-CAM	2012/13-3	Wet	2/20/2013 11:15:00 AM	3/4/2013 7:13:00 PM	Specific Conductance	n/a	=	300	µmhos/cm	SM 2510 B	0.23	2	WKL	
MO-CAM	2012/13-3	Wet	2/20/2013 11:15:00 AM	2/26/2013 4:20:00 PM	Total Dissolved Solids	n/a	=	200	mg/L	SM 2540 C	4	10	WKL	
MO-CAM	2012/13-3	Wet	2/20/2013 11:15:00 AM	3/4/2013 10:20:00 AM	Total Organic Carbon	n/a	=	58	mg/L	SM 5310 C	0.36	12	WKL	D
MO-CAM	2012/13-3	Wet	2/20/2013 11:15:00 AM	2/26/2013 8:27:00 PM	Total Suspended Solids	n/a	=	440	mg/L	SM 2540 D	5	5	WKL	
MO-CAM	2012/13-3	Wet	2/20/2013 11:15:00 AM	2/21/2013 7:26:00 PM	Turbidity	n/a	=	51	NTU	EPA 180.1	0.024	0.1	WKL	
MO-CAM	2012/13-3	Wet	2/20/2013 11:15:00 AM	2/26/2013 8:27:00 PM	Volatile Suspended Solids	n/a	=	230	mg/L	EPA 160.4	3.1	5	WKL	
MO-CAM	2012/13-3	Wet	2/20/2013 11:15:00 AM	3/5/2013 2:20:00 PM	Aluminum	Dissolved	=	61	µg/L	EPA 200.8	0.61	5	WKL	
MO-CAM	2012/13-3	Wet	2/20/2013 11:15:00 AM	3/5/2013 2:28:00 PM	Aluminum	Total	=	4800	µg/L	EPA 200.8	2.1	5	WKL	GB
MO-CAM	2012/13-3	Wet	2/20/2013 11:15:00 AM	3/5/2013 2:20:00 PM	Antimony	Dissolved	=	1.6	µg/L	EPA 200.8	0.04	0.5	WKL	
MO-CAM	2012/13-3	Wet	2/20/2013 11:15:00 AM	3/5/2013 2:28:00 PM	Antimony	Total	=	3.3	µg/L	EPA 200.8	0.04	0.5	WKL	
MO-CAM	2012/13-3	Wet	2/20/2013 11:15:00 AM	3/5/2013 2:20:00 PM	Arsenic	Dissolved	=	1.5	µg/L	EPA 200.8	0.036	0.4	WKL	
MO-CAM	2012/13-3	Wet	2/20/2013 11:15:00 AM	3/5/2013 2:28:00 PM	Arsenic	Total	=	3.6	µg/L	EPA 200.8	0.13	0.4	WKL	
MO-CAM	2012/13-3	Wet	2/20/2013 11:15:00 AM	3/5/2013 2:20:00 PM	Beryllium	Dissolved	<	0.088	µg/L	EPA 200.8	0.088	0.1	WKL	
MO-CAM	2012/13-3	Wet	2/20/2013 11:15:00 AM	3/5/2013 2:28:00 PM	Beryllium	Total	=	0.19	µg/L	EPA 200.8	0.088	0.1	WKL	
MO-CAM	2012/13-3	Wet	2/20/2013 11:15:00 AM	3/5/2013 2:20:00 PM	Cadmium	Dissolved	DNQ	0.06	µg/L	EPA 200.8	0.02	0.1	WKL	
MO-CAM	2012/13-3	Wet	2/20/2013 11:15:00 AM	3/5/2013 2:28:00 PM	Cadmium	Total	=	0.93	µg/L	EPA 200.8	0.02	0.1	WKL	
MO-CAM	2012/13-3	Wet	2/20/2013 11:15:00 AM	3/5/2013 2:20:00 PM	Chromium	Dissolved	=	1.2	µg/L	EPA 200.8	0.074	0.2	WKL	
MO-CAM	2012/13-3	Wet	2/20/2013 11:15:00 AM	3/5/2013 2:28:00 PM	Chromium	Total	=	12	µg/L	EPA 200.8	0.074	0.2	WKL	
MO-CAM	2012/13-3	Wet	2/20/2013 11:15:00 AM	3/4/2013 9:56:00 AM	Chromium VI	n/a	<	0.0059	µg/L	EPA 218.6	0.0059	0.3	WKL	

Appendix G
Laboratory Environmental Analysis Results

Site ID	Event	Event Type	Sample Date	Analysis Date	Constituent	Fraction	Sign	Result	Units	Method	MDL	Reporting Limit	Analyzing Laboratory	Qualifier
MO-CAM	2012/13-3	Wet	2/20/2013 11:15:00 AM	3/5/2013 2:20:00 PM	Copper	Dissolved	=	26	µg/L	EPA 200.8	0.27	0.5	WKL	
MO-CAM	2012/13-3	Wet	2/20/2013 11:15:00 AM	3/5/2013 2:28:00 PM	Copper	Total	=	150	µg/L	EPA 200.8	0.27	0.5	WKL	
MO-CAM	2012/13-3	Wet	2/20/2013 11:15:00 AM	2/25/2013 1:48:00 PM	Iron	Dissolved	=	130	µg/L	EPA 200.7	1.1	10	WKL	
MO-CAM	2012/13-3	Wet	2/20/2013 11:15:00 AM	2/25/2013 1:51:00 PM	Iron	Total	=	7000	µg/L	EPA 200.7	1.1	10	WKL	
MO-CAM	2012/13-3	Wet	2/20/2013 11:15:00 AM	3/5/2013 2:20:00 PM	Lead	Dissolved	=	0.56	µg/L	EPA 200.8	0.011	0.2	WKL	
MO-CAM	2012/13-3	Wet	2/20/2013 11:15:00 AM	3/5/2013 2:28:00 PM	Lead	Total	=	22	µg/L	EPA 200.8	0.035	0.2	WKL	
MO-CAM	2012/13-3	Wet	2/20/2013 11:15:00 AM	2/25/2013 6:59:00 PM	Mercury	Dissolved	DNQ	42	ng/L	EPA 245.1	3.9	50	WKL	
MO-CAM	2012/13-3	Wet	2/20/2013 11:15:00 AM	2/25/2013 6:59:00 PM	Mercury	Total	=	68	ng/L	EPA 245.1	3.9	50	WKL	
MO-CAM	2012/13-3	Wet	2/20/2013 11:15:00 AM	3/5/2013 2:20:00 PM	Nickel	Dissolved	=	8.9	µg/L	EPA 200.8	0.13	0.8	WKL	
MO-CAM	2012/13-3	Wet	2/20/2013 11:15:00 AM	3/5/2013 2:28:00 PM	Nickel	Total	=	21	µg/L	EPA 200.8	0.13	0.8	WKL	
MO-CAM	2012/13-3	Wet	2/20/2013 11:15:00 AM	3/5/2013 2:20:00 PM	Selenium	Dissolved	DNQ	0.33	µg/L	EPA 200.8	0.28	0.4	WKL	
MO-CAM	2012/13-3	Wet	2/20/2013 11:15:00 AM	3/5/2013 2:28:00 PM	Selenium	Total	=	0.58	µg/L	EPA 200.8	0.28	0.4	WKL	
MO-CAM	2012/13-3	Wet	2/20/2013 11:15:00 AM	3/5/2013 2:20:00 PM	Silver	Dissolved	<	0.027	µg/L	EPA 200.8	0.027	0.2	WKL	
MO-CAM	2012/13-3	Wet	2/20/2013 11:15:00 AM	3/5/2013 2:28:00 PM	Silver	Total	DNQ	0.15	µg/L	EPA 200.8	0.027	0.2	WKL	
MO-CAM	2012/13-3	Wet	2/20/2013 11:15:00 AM	3/5/2013 2:20:00 PM	Thallium	Dissolved	<	0.009	µg/L	EPA 200.8	0.009	0.2	WKL	
MO-CAM	2012/13-3	Wet	2/20/2013 11:15:00 AM	3/5/2013 2:28:00 PM	Thallium	Total	DNQ	0.1	µg/L	EPA 200.8	0.034	0.2	WKL	
MO-CAM	2012/13-3	Wet	2/20/2013 11:15:00 AM	3/5/2013 2:20:00 PM	Zinc	Dissolved	=	130	µg/L	EPA 200.8	1.1	5	WKL	
MO-CAM	2012/13-3	Wet	2/20/2013 11:15:00 AM	3/5/2013 2:28:00 PM	Zinc	Total	=	560	µg/L	EPA 200.8	1.1	5	WKL	
MO-CAM	2012/13-3	Wet	2/20/2013 11:15:00 AM	3/12/2013 6:42:00 PM	Ammonia as N	n/a	=	1.8	mg/L	EPA 350.1	0.048	0.1	WKL	
MO-CAM	2012/13-3	Wet	2/20/2013 11:15:00 AM	2/21/2013 7:52:00 PM	Nitrate + Nitrite as N	n/a	=	1.7	mg/L	EPA 353.2	0.01	0.1	WKL	
MO-CAM	2012/13-3	Wet	2/20/2013 11:15:00 AM	3/14/2013 4:34:00 PM	Phosphorus as P	Dissolved	=	0.49	mg/L	EPA 365.1	0.014	0.1	WKL	D
MO-CAM	2012/13-3	Wet	2/20/2013 11:15:00 AM	3/5/2013 3:24:00 PM	Phosphorus as P	Total	=	1.5	mg/L	EPA 365.1	0.014	0.1	WKL	D
MO-CAM	2012/13-3	Wet	2/20/2013 11:15:00 AM	3/12/2013 10:31:00 PM	TKN	n/a	=	7.9	mg/L	EPA 351.2	0.37	0.5	WKL	D
MO-CAM	2012/13-3	Wet	2/20/2013 11:15:00 AM	3/6/2013 8:47:00 PM	1,2,4-Trichlorobenzene	n/a	<	5.5	µg/L	EPA 625	5.5	10	WKL	D
MO-CAM	2012/13-3	Wet	2/20/2013 11:15:00 AM	3/6/2013 8:47:00 PM	1,2-Dichlorobenzene	n/a	<	5.7	µg/L	EPA 625	5.7	10	WKL	D
MO-CAM	2012/13-3	Wet	2/20/2013 11:15:00 AM	3/6/2013 8:47:00 PM	1,2-Diphenylhydrazine	n/a	<	2.5	µg/L	EPA 625	2.5	10	WKL	D
MO-CAM	2012/13-3	Wet	2/20/2013 11:15:00 AM	3/6/2013 8:47:00 PM	1,3-Dichlorobenzene	n/a	<	5.3	µg/L	EPA 625	5.3	10	WKL	D
MO-CAM	2012/13-3	Wet	2/20/2013 11:15:00 AM	3/6/2013 8:47:00 PM	1,4-Dichlorobenzene	n/a	<	5.5	µg/L	EPA 625	5.5	10	WKL	D
MO-CAM	2012/13-3	Wet	2/20/2013 11:15:00 AM	3/21/2013 7:01:00 AM	1-Methylnaphthalene	n/a	<	1	µg/L	EPA 8270Cm	1	1	WKL	D
MO-CAM	2012/13-3	Wet	2/20/2013 11:15:00 AM	3/20/2013 10:31:00 PM	2,4,5-Trichlorophenol	n/a	<	2.9	µg/L	EPA 8270Cm	2.9	10	WKL	D
MO-CAM	2012/13-3	Wet	2/20/2013 11:15:00 AM	3/20/2013 10:31:00 PM	2,4,6-Trichlorophenol	n/a	<	3	µg/L	EPA 8270Cm	3	10	WKL	D
MO-CAM	2012/13-3	Wet	2/20/2013 11:15:00 AM	3/20/2013 10:31:00 PM	2,4-Dichlorophenol	n/a	<	5.1	µg/L	EPA 8270Cm	5.1	10	WKL	D
MO-CAM	2012/13-3	Wet	2/20/2013 11:15:00 AM	3/20/2013 10:31:00 PM	2,4-Dimethylphenol	n/a	<	10	µg/L	EPA 8270Cm	10	20	WKL	D
MO-CAM	2012/13-3	Wet	2/20/2013 11:15:00 AM	3/20/2013 10:31:00 PM	2,4-Dinitrophenol	n/a	<	10	µg/L	EPA 8270Cm	10	20	WKL	D
MO-CAM	2012/13-3	Wet	2/20/2013 11:15:00 AM	3/6/2013 8:47:00 PM	2,4-Dinitrotoluene	n/a	<	1.8	µg/L	EPA 625	1.8	10	WKL	D
MO-CAM	2012/13-3	Wet	2/20/2013 11:15:00 AM	3/6/2013 8:47:00 PM	2,6-Dinitrotoluene	n/a	<	2.7	µg/L	EPA 625	2.7	10	WKL	D
MO-CAM	2012/13-3	Wet	2/20/2013 11:15:00 AM	3/6/2013 8:47:00 PM	2-Chloronaphthalene	n/a	<	4.5	µg/L	EPA 625	4.5	10	WKL	D
MO-CAM	2012/13-3	Wet	2/20/2013 11:15:00 AM	3/20/2013 10:31:00 PM	2-Chlorophenol	n/a	<	6.5	µg/L	EPA 8270Cm	6.5	10	WKL	D
MO-CAM	2012/13-3	Wet	2/20/2013 11:15:00 AM	3/21/2013 7:01:00 AM	2-Methylnaphthalene	n/a	<	1	µg/L	EPA 8270Cm	1	1	WKL	D
MO-CAM	2012/13-3	Wet	2/20/2013 11:15:00 AM	3/20/2013 10:31:00 PM	2-Methylphenol	n/a	<	3.4	µg/L	EPA 8270Cm	3.4	10	WKL	D
MO-CAM	2012/13-3	Wet	2/20/2013 11:15:00 AM	3/20/2013 10:31:00 PM	2-Nitrophenol	n/a	<	7.1	µg/L	EPA 8270Cm	7.1	10	WKL	D
MO-CAM	2012/13-3	Wet	2/20/2013 11:15:00 AM	3/6/2013 8:47:00 PM	3,3'-Dichlorobenzidine	n/a	<	12	µg/L	EPA 625	12	50	WKL	D
MO-CAM	2012/13-3	Wet	2/20/2013 11:15:00 AM	3/20/2013 10:31:00 PM	3-/4-Methylphenol	n/a	<	3	µg/L	EPA 8270Cm	3	10	WKL	D
MO-CAM	2012/13-3	Wet	2/20/2013 11:15:00 AM	3/20/2013 10:31:00 PM	4,6-Dinitro-2-methylphenol	n/a	<	1.4	µg/L	EPA 8270Cm	1.4	10	WKL	D
MO-CAM	2012/13-3	Wet	2/20/2013 11:15:00 AM	3/6/2013 8:47:00 PM	4-Bromophenyl phenyl ether	n/a	<	3.6	µg/L	EPA 625	3.6	10	WKL	D
MO-CAM	2012/13-3	Wet	2/20/2013 11:15:00 AM	3/20/2013 10:31:00 PM	4-Chloro-3-methylphenol	n/a	<	3.7	µg/L	EPA 8270Cm	3.7	10	WKL	D
MO-CAM	2012/13-3	Wet	2/20/2013 11:15:00 AM	3/6/2013 8:47:00 PM	4-Chlorophenyl phenyl ether	n/a	<	4.1	µg/L	EPA 625	4.1	10	WKL	D
MO-CAM	2012/13-3	Wet	2/20/2013 11:15:00 AM	3/20/2013 10:31:00 PM	4-Nitrophenol	n/a	<	10	µg/L	EPA 8270Cm	10	20	WKL	D

Appendix G
Laboratory Environmental Analysis Results

Site ID	Event	Event Type	Sample Date	Analysis Date	Constituent	Fraction	Sign	Result	Units	Method	MDL	Reporting Limit	Analyzing Laboratory	Qualifier
MO-CAM	2012/13-3	Wet	2/20/2013 11:15:00 AM	3/21/2013 7:01:00 AM	Acenaphthene	n/a	<	1	µg/L	EPA 8270Cm	1	1	WKL	D
MO-CAM	2012/13-3	Wet	2/20/2013 11:15:00 AM	3/21/2013 7:01:00 AM	Acenaphthylene	n/a	<	1	µg/L	EPA 8270Cm	1	1	WKL	D
MO-CAM	2012/13-3	Wet	2/20/2013 11:15:00 AM	3/21/2013 7:01:00 AM	Anthracene	n/a	<	1	µg/L	EPA 8270Cm	1	1	WKL	D
MO-CAM	2012/13-3	Wet	2/20/2013 11:15:00 AM	3/21/2013 7:01:00 AM	Benz(a)anthracene	n/a	<	1	µg/L	EPA 8270Cm	1	1	WKL	D
MO-CAM	2012/13-3	Wet	2/20/2013 11:15:00 AM	3/6/2013 8:47:00 PM	Benzidine	n/a	<	37	µg/L	EPA 625	37	100	WKL	D
MO-CAM	2012/13-3	Wet	2/20/2013 11:15:00 AM	3/15/2013 1:51:00 AM	Benzo(a)pyrene	n/a	<	0.07	µg/L	EPA 525.2	0.07	0.1	WKL	
MO-CAM	2012/13-3	Wet	2/20/2013 11:15:00 AM	3/21/2013 7:01:00 AM	Benzo(b)fluoranthene	n/a	<	1	µg/L	EPA 8270Cm	1	1	WKL	D
MO-CAM	2012/13-3	Wet	2/20/2013 11:15:00 AM	3/21/2013 7:01:00 AM	Benzo(g,h,i)perylene	n/a	<	1	µg/L	EPA 8270Cm	1	1	WKL	D
MO-CAM	2012/13-3	Wet	2/20/2013 11:15:00 AM	3/21/2013 7:01:00 AM	Benzo(k)fluoranthene	n/a	<	1	µg/L	EPA 8270Cm	1	1	WKL	D
MO-CAM	2012/13-3	Wet	2/20/2013 11:15:00 AM	3/6/2013 8:47:00 PM	Bis(2-chloroethoxy)methane	n/a	<	2.5	µg/L	EPA 625	2.5	10	WKL	D
MO-CAM	2012/13-3	Wet	2/20/2013 11:15:00 AM	3/6/2013 8:47:00 PM	Bis(2-chloroethyl)ether	n/a	<	2.7	µg/L	EPA 625	2.7	10	WKL	D
MO-CAM	2012/13-3	Wet	2/20/2013 11:15:00 AM	3/6/2013 8:47:00 PM	Bis(2-chloroisopropyl)ether	n/a	<	3.8	µg/L	EPA 625	3.8	10	WKL	D
MO-CAM	2012/13-3	Wet	2/20/2013 11:15:00 AM	3/15/2013 1:51:00 AM	Bis(2-ethylhexyl)adipate	n/a	<	0.1	µg/L	EPA 525.2	0.1	5	WKL	
MO-CAM	2012/13-3	Wet	2/20/2013 11:15:00 AM	3/15/2013 1:51:00 AM	Bis(2-ethylhexyl)phthalate	n/a	DNQ	1.6	µg/L	EPA 525.2	1.1	3	WKL	
MO-CAM	2012/13-3	Wet	2/20/2013 11:15:00 AM	3/6/2013 8:47:00 PM	Butyl benzyl phthalate	n/a	<	1.8	µg/L	EPA 625	1.8	10	WKL	D
MO-CAM	2012/13-3	Wet	2/20/2013 11:15:00 AM	3/21/2013 7:01:00 AM	Chrysene	n/a	<	1	µg/L	EPA 8270Cm	1	1	WKL	D
MO-CAM	2012/13-3	Wet	2/20/2013 11:15:00 AM	3/21/2013 7:01:00 AM	Dibenz(a,h)anthracene	n/a	<	1	µg/L	EPA 8270Cm	1	1	WKL	D
MO-CAM	2012/13-3	Wet	2/20/2013 11:15:00 AM	3/6/2013 8:47:00 PM	Diethyl phthalate	n/a	<	1.5	µg/L	EPA 625	1.5	10	WKL	D
MO-CAM	2012/13-3	Wet	2/20/2013 11:15:00 AM	3/6/2013 8:47:00 PM	Dimethyl phthalate	n/a	<	1.8	µg/L	EPA 625	1.8	10	WKL	D
MO-CAM	2012/13-3	Wet	2/20/2013 11:15:00 AM	3/6/2013 8:47:00 PM	Di-n-butylphthalate	n/a	<	2.4	µg/L	EPA 625	2.4	10	WKL	D
MO-CAM	2012/13-3	Wet	2/20/2013 11:15:00 AM	3/6/2013 8:47:00 PM	Di-n-octylphthalate	n/a	<	1.9	µg/L	EPA 625	1.9	10	WKL	D
MO-CAM	2012/13-3	Wet	2/20/2013 11:15:00 AM	3/21/2013 7:01:00 AM	Fluoranthene	n/a	<	1	µg/L	EPA 8270Cm	1	1	WKL	D
MO-CAM	2012/13-3	Wet	2/20/2013 11:15:00 AM	3/21/2013 7:01:00 AM	Fluorene	n/a	<	1	µg/L	EPA 8270Cm	1	1	WKL	D
MO-CAM	2012/13-3	Wet	2/20/2013 11:15:00 AM	3/6/2013 8:47:00 PM	Hexachlorobenzene	n/a	<	4.9	µg/L	EPA 625	4.9	10	WKL	D
MO-CAM	2012/13-3	Wet	2/20/2013 11:15:00 AM	3/6/2013 8:47:00 PM	Hexachlorobutadiene	n/a	<	4.7	µg/L	EPA 625	4.7	10	WKL	D
MO-CAM	2012/13-3	Wet	2/20/2013 11:15:00 AM	3/6/2013 8:47:00 PM	Hexachlorocyclopentadiene	n/a	<	15	µg/L	EPA 625	15	50	WKL	D
MO-CAM	2012/13-3	Wet	2/20/2013 11:15:00 AM	3/6/2013 8:47:00 PM	Hexachloroethane	n/a	<	5.2	µg/L	EPA 625	5.2	10	WKL	D
MO-CAM	2012/13-3	Wet	2/20/2013 11:15:00 AM	3/21/2013 7:01:00 AM	Indeno(1,2,3-cd)pyrene	n/a	<	1	µg/L	EPA 8270Cm	1	1	WKL	D
MO-CAM	2012/13-3	Wet	2/20/2013 11:15:00 AM	3/6/2013 8:47:00 PM	Isophorone	n/a	<	2.1	µg/L	EPA 625	2.1	10	WKL	D
MO-CAM	2012/13-3	Wet	2/20/2013 11:15:00 AM	3/21/2013 7:01:00 AM	Naphthalene	n/a	<	1	µg/L	EPA 8270Cm	1	1	WKL	D
MO-CAM	2012/13-3	Wet	2/20/2013 11:15:00 AM	3/6/2013 8:47:00 PM	Nitrobenzene	n/a	<	3.6	µg/L	EPA 625	3.6	10	WKL	D
MO-CAM	2012/13-3	Wet	2/20/2013 11:15:00 AM	3/6/2013 8:47:00 PM	N-Nitrosodimethylamine	n/a	<	1.4	µg/L	EPA 625	1.4	10	WKL	D
MO-CAM	2012/13-3	Wet	2/20/2013 11:15:00 AM	3/6/2013 8:47:00 PM	N-Nitrosodi-N-propylamine	n/a	<	2.6	µg/L	EPA 625	2.6	10	WKL	D
MO-CAM	2012/13-3	Wet	2/20/2013 11:15:00 AM	3/6/2013 8:47:00 PM	N-Nitrosodiphenylamine	n/a	<	1.9	µg/L	EPA 625	1.9	10	WKL	D
MO-CAM	2012/13-3	Wet	2/20/2013 11:15:00 AM	3/21/2013 7:01:00 AM	Phenanthrene	n/a	<	1	µg/L	EPA 8270Cm	1	1	WKL	D
MO-CAM	2012/13-3	Wet	2/20/2013 11:15:00 AM	3/20/2013 10:31:00 PM	Phenol	n/a	<	3.5	µg/L	EPA 8270Cm	3.5	10	WKL	D
MO-CAM	2012/13-3	Wet	2/20/2013 11:15:00 AM	3/21/2013 7:01:00 AM	Pyrene	n/a	<	1	µg/L	EPA 8270Cm	1	1	WKL	D
MO-CAM	2012/13-3	Wet	2/20/2013 11:15:00 AM	3/14/2013 1:07:00 AM	PCB Aroclor 1016	n/a	<	0.05	µg/L	EPA 608	0.05	0.5	WKL	
MO-CAM	2012/13-3	Wet	2/20/2013 11:15:00 AM	3/14/2013 1:07:00 AM	PCB Aroclor 1221	n/a	<	0.06	µg/L	EPA 608	0.06	0.5	WKL	
MO-CAM	2012/13-3	Wet	2/20/2013 11:15:00 AM	3/14/2013 1:07:00 AM	PCB Aroclor 1232	n/a	<	0.15	µg/L	EPA 608	0.15	0.5	WKL	
MO-CAM	2012/13-3	Wet	2/20/2013 11:15:00 AM	3/14/2013 1:07:00 AM	PCB Aroclor 1242	n/a	<	0.07	µg/L	EPA 608	0.07	0.5	WKL	
MO-CAM	2012/13-3	Wet	2/20/2013 11:15:00 AM	3/14/2013 1:07:00 AM	PCB Aroclor 1248	n/a	<	0.06	µg/L	EPA 608	0.06	0.5	WKL	
MO-CAM	2012/13-3	Wet	2/20/2013 11:15:00 AM	3/14/2013 1:07:00 AM	PCB Aroclor 1254	n/a	<	0.04	µg/L	EPA 608	0.04	0.5	WKL	
MO-CAM	2012/13-3	Wet	2/20/2013 11:15:00 AM	3/14/2013 1:07:00 AM	PCB Aroclor 1260	n/a	<	0.04	µg/L	EPA 608	0.04	0.5	WKL	
MO-CAM	2012/13-3	Wet	2/20/2013 11:15:00 AM	2/26/2013 4:56:00 PM	2,4,5-T	n/a	<	0.07	µg/L	EPA 515.3	0.07	0.2	WKL	
MO-CAM	2012/13-3	Wet	2/20/2013 11:15:00 AM	2/26/2013 4:56:00 PM	2,4,5-TP	n/a	<	0.09	µg/L	EPA 515.3	0.09	0.2	WKL	
MO-CAM	2012/13-3	Wet	2/20/2013 11:15:00 AM	2/26/2013 4:56:00 PM	2,4-D	n/a	=	6.8	µg/L	EPA 515.3	0.07	0.4	WKL	
MO-CAM	2012/13-3	Wet	2/20/2013 11:15:00 AM	2/26/2013 4:56:00 PM	2,4-DB	n/a	<	0.07	µg/L	EPA 515.3	0.07	2	WKL	

Appendix G
Laboratory Environmental Analysis Results

Site ID	Event	Event Type	Sample Date	Analysis Date	Constituent	Fraction	Sign	Result	Units	Method	MDL	Reporting Limit	Analyzing Laboratory	Qualifier
MO-CAM	2012/13-3	Wet	2/20/2013 11:15:00 AM	2/26/2013 4:56:00 PM	3,5-Dichlorobenzoic acid	n/a	<	0.09	µg/L	EPA 515.3	0.09	1	WKL	
MO-CAM	2012/13-3	Wet	2/20/2013 11:15:00 AM	3/14/2013 1:07:00 AM	4,4'-DDD	n/a	<	0.003	µg/L	EPA 608	0.003	0.05	WKL	
MO-CAM	2012/13-3	Wet	2/20/2013 11:15:00 AM	3/14/2013 1:07:00 AM	4,4'-DDE	n/a	DNQ	0.042	µg/L	EPA 608	0.0025	0.05	WKL	
MO-CAM	2012/13-3	Wet	2/20/2013 11:15:00 AM	3/14/2013 1:07:00 AM	4,4'-DDT	n/a	<	0.0031	µg/L	EPA 608	0.0031	0.01	WKL	
MO-CAM	2012/13-3	Wet	2/20/2013 11:15:00 AM	2/26/2013 4:56:00 PM	Acifluorfen	n/a	<	0.06	µg/L	EPA 515.3	0.06	0.4	WKL	
MO-CAM	2012/13-3	Wet	2/20/2013 11:15:00 AM	3/15/2013 1:51:00 AM	Alachlor	n/a	<	0.022	µg/L	EPA 525.2	0.022	0.1	WKL	
MO-CAM	2012/13-3	Wet	2/20/2013 11:15:00 AM	3/14/2013 1:07:00 AM	Aldrin	n/a	<	0.0015	µg/L	EPA 608	0.0015	0.005	WKL	
MO-CAM	2012/13-3	Wet	2/20/2013 11:15:00 AM	3/14/2013 1:07:00 AM	alpha-BHC	n/a	<	0.0018	µg/L	EPA 608	0.0018	0.01	WKL	
MO-CAM	2012/13-3	Wet	2/20/2013 11:15:00 AM	3/14/2013 1:07:00 AM	alpha-Chlordane	n/a	<	0.0041	µg/L	EPA 608	0.0041	0.01	WKL	
MO-CAM	2012/13-3	Wet	2/20/2013 11:15:00 AM	3/15/2013 1:51:00 AM	Atrazine	n/a	<	0.034	µg/L	EPA 525.2	0.034	0.1	WKL	
MO-CAM	2012/13-3	Wet	2/20/2013 11:15:00 AM	3/15/2013 7:22:00 AM	Azinphos methyl	n/a	<	0.0055	µg/L	EPA 525.2	0.0055	0.01	WKL	
MO-CAM	2012/13-3	Wet	2/20/2013 11:15:00 AM	2/26/2013 4:56:00 PM	Bentazon	n/a	<	0.11	µg/L	EPA 515.3	0.11	2	WKL	
MO-CAM	2012/13-3	Wet	2/20/2013 11:15:00 AM	3/14/2013 1:07:00 AM	beta-BHC	n/a	<	0.0031	µg/L	EPA 608	0.0031	0.005	WKL	
MO-CAM	2012/13-3	Wet	2/20/2013 11:15:00 AM	3/15/2013 7:22:00 AM	Bolstar	n/a	<	0.0046	µg/L	EPA 525.2	0.0046	0.01	WKL	
MO-CAM	2012/13-3	Wet	2/20/2013 11:15:00 AM	3/15/2013 1:51:00 AM	Bromacil	n/a	<	0.038	µg/L	EPA 525.2	0.038	1	WKL	
MO-CAM	2012/13-3	Wet	2/20/2013 11:15:00 AM	3/15/2013 1:51:00 AM	Butachlor	n/a	<	0.017	µg/L	EPA 525.2	0.017	0.2	WKL	
MO-CAM	2012/13-3	Wet	2/20/2013 11:15:00 AM	3/15/2013 1:51:00 AM	Captan	n/a	<	0.86	µg/L	EPA 525.2	0.86	1	WKL	
MO-CAM	2012/13-3	Wet	2/20/2013 11:15:00 AM	3/14/2013 1:07:00 AM	Chlordane (technical)	n/a	<	0.08	µg/L	EPA 608	0.08	0.1	WKL	
MO-CAM	2012/13-3	Wet	2/20/2013 11:15:00 AM	3/15/2013 1:51:00 AM	Chloropropham	n/a	<	0.01	µg/L	EPA 525.2	0.01	0.1	WKL	
MO-CAM	2012/13-3	Wet	2/20/2013 11:15:00 AM	3/15/2013 7:22:00 AM	Chlorpyrifos	n/a	<	0.0069	µg/L	EPA 525.2	0.0069	0.01	WKL	
MO-CAM	2012/13-3	Wet	2/20/2013 11:15:00 AM	3/15/2013 7:22:00 AM	Coumaphos	n/a	<	0.0051	µg/L	EPA 525.2	0.0051	0.01	WKL	
MO-CAM	2012/13-3	Wet	2/20/2013 11:15:00 AM	3/15/2013 1:51:00 AM	Cyanazine	n/a	<	0.024	µg/L	EPA 525.2	0.024	0.1	WKL	
MO-CAM	2012/13-3	Wet	2/20/2013 11:15:00 AM	2/26/2013 4:56:00 PM	Dalapon	n/a	<	0.1	µg/L	EPA 515.3	0.1	0.4	WKL	
MO-CAM	2012/13-3	Wet	2/20/2013 11:15:00 AM	2/26/2013 4:56:00 PM	DCPA (Dacthal)	n/a	<	0.07	µg/L	EPA 515.3	0.07	0.1	WKL	
MO-CAM	2012/13-3	Wet	2/20/2013 11:15:00 AM	3/14/2013 1:07:00 AM	delta-BHC	n/a	<	0.0025	µg/L	EPA 608	0.0025	0.005	WKL	
MO-CAM	2012/13-3	Wet	2/20/2013 11:15:00 AM	3/15/2013 7:22:00 AM	Demeton-O	n/a	<	0.01	µg/L	EPA 525.2	0.01	0.01	WKL	
MO-CAM	2012/13-3	Wet	2/20/2013 11:15:00 AM	3/15/2013 7:22:00 AM	Demeton-S	n/a	<	0.01	µg/L	EPA 525.2	0.01	0.01	WKL	
MO-CAM	2012/13-3	Wet	2/20/2013 11:15:00 AM	3/15/2013 7:22:00 AM	Diazinon	n/a	<	0.0052	µg/L	EPA 525.2	0.0052	0.01	WKL	
MO-CAM	2012/13-3	Wet	2/20/2013 11:15:00 AM	2/26/2013 4:56:00 PM	Dicamba	n/a	<	0.12	µg/L	EPA 515.3	0.12	0.6	WKL	
MO-CAM	2012/13-3	Wet	2/20/2013 11:15:00 AM	2/26/2013 4:56:00 PM	Dichlorprop	n/a	<	0.08	µg/L	EPA 515.3	0.08	0.3	WKL	
MO-CAM	2012/13-3	Wet	2/20/2013 11:15:00 AM	3/15/2013 7:22:00 AM	Dichlorvos	n/a	<	0.0029	µg/L	EPA 525.2	0.0029	0.01	WKL	
MO-CAM	2012/13-3	Wet	2/20/2013 11:15:00 AM	3/14/2013 1:07:00 AM	Dieldrin	n/a	<	0.0021	µg/L	EPA 608	0.0021	0.01	WKL	
MO-CAM	2012/13-3	Wet	2/20/2013 11:15:00 AM	3/15/2013 7:22:00 AM	Dimethoate	n/a	<	0.0062	µg/L	EPA 525.2	0.0062	0.01	WKL	
MO-CAM	2012/13-3	Wet	2/20/2013 11:15:00 AM	2/26/2013 4:56:00 PM	Dinoseb	n/a	<	0.14	µg/L	EPA 515.3	0.14	0.4	WKL	
MO-CAM	2012/13-3	Wet	2/20/2013 11:15:00 AM	3/15/2013 1:51:00 AM	Diphenamid	n/a	<	0.024	µg/L	EPA 525.2	0.024	0.1	WKL	
MO-CAM	2012/13-3	Wet	2/20/2013 11:15:00 AM	3/15/2013 7:22:00 AM	Disulfoton	n/a	<	0.01	µg/L	EPA 525.2	0.01	0.01	WKL	
MO-CAM	2012/13-3	Wet	2/20/2013 11:15:00 AM	3/14/2013 1:07:00 AM	Endosulfan I	n/a	<	0.0017	µg/L	EPA 608	0.0017	0.02	WKL	
MO-CAM	2012/13-3	Wet	2/20/2013 11:15:00 AM	3/14/2013 1:07:00 AM	Endosulfan II	n/a	<	0.0019	µg/L	EPA 608	0.0019	0.01	WKL	
MO-CAM	2012/13-3	Wet	2/20/2013 11:15:00 AM	3/14/2013 1:07:00 AM	Endosulfan sulfate	n/a	<	0.008	µg/L	EPA 608	0.008	0.05	WKL	
MO-CAM	2012/13-3	Wet	2/20/2013 11:15:00 AM	3/14/2013 1:07:00 AM	Endrin	n/a	<	0.0028	µg/L	EPA 608	0.0028	0.01	WKL	
MO-CAM	2012/13-3	Wet	2/20/2013 11:15:00 AM	3/14/2013 1:07:00 AM	Endrin aldehyde	n/a	<	0.003	µg/L	EPA 608	0.003	0.01	WKL	
MO-CAM	2012/13-3	Wet	2/20/2013 11:15:00 AM	3/15/2013 1:51:00 AM	EPTC	n/a	<	0.017	µg/L	EPA 525.2	0.017	1	WKL	
MO-CAM	2012/13-3	Wet	2/20/2013 11:15:00 AM	3/15/2013 7:22:00 AM	Ethoprop	n/a	<	0.0067	µg/L	EPA 525.2	0.0067	0.01	WKL	
MO-CAM	2012/13-3	Wet	2/20/2013 11:15:00 AM	3/15/2013 7:22:00 AM	Ethyl parathion	n/a	<	0.0054	µg/L	EPA 525.2	0.0054	0.01	WKL	
MO-CAM	2012/13-3	Wet	2/20/2013 11:15:00 AM	3/15/2013 7:22:00 AM	Fensulfothion	n/a	<	0.0029	µg/L	EPA 525.2	0.0029	0.01	WKL	
MO-CAM	2012/13-3	Wet	2/20/2013 11:15:00 AM	3/15/2013 7:22:00 AM	Fenthion	n/a	<	0.0038	µg/L	EPA 525.2	0.0038	0.01	WKL	
MO-CAM	2012/13-3	Wet	2/20/2013 11:15:00 AM	3/14/2013 1:07:00 AM	gamma-BHC (Lindane)	n/a	<	0.0021	µg/L	EPA 608	0.0021	0.02	WKL	
MO-CAM	2012/13-3	Wet	2/20/2013 11:15:00 AM	3/14/2013 1:07:00 AM	gamma-Chlordane	n/a	<	0.0044	µg/L	EPA 608	0.0044	0.01	WKL	

Appendix G
Laboratory Environmental Analysis Results

Site ID	Event	Event Type	Sample Date	Analysis Date	Constituent	Fraction	Sign	Result	Units	Method	MDL	Reporting Limit	Analyzing Laboratory	Qualifier
MO-CAM	2012/13-3	Wet	2/20/2013 11:15:00 AM	2/25/2013 5:50:00 PM	Glyphosate	n/a	=	65	µg/L	EPA 547	3.6	10	WKL	D
MO-CAM	2012/13-3	Wet	2/20/2013 11:15:00 AM	3/14/2013 1:07:00 AM	Heptachlor	n/a	<	0.0017	µg/L	EPA 608	0.0017	0.01	WKL	
MO-CAM	2012/13-3	Wet	2/20/2013 11:15:00 AM	3/14/2013 1:07:00 AM	Heptachlor epoxide	n/a	<	0.0019	µg/L	EPA 608	0.0019	0.01	WKL	
MO-CAM	2012/13-3	Wet	2/20/2013 11:15:00 AM	3/15/2013 7:22:00 AM	Malathion	n/a	<	0.0076	µg/L	EPA 525.2	0.0076	0.01	WKL	
MO-CAM	2012/13-3	Wet	2/20/2013 11:15:00 AM	3/15/2013 7:22:00 AM	Merphos	n/a	<	0.0058	µg/L	EPA 525.2	0.0058	0.01	WKL	
MO-CAM	2012/13-3	Wet	2/20/2013 11:15:00 AM	3/14/2013 1:07:00 AM	Methoxychlor	n/a	<	0.0054	µg/L	EPA 608	0.0054	0.02	WKL	
MO-CAM	2012/13-3	Wet	2/20/2013 11:15:00 AM	3/15/2013 7:22:00 AM	Methyl parathion	n/a	<	0.0063	µg/L	EPA 525.2	0.0063	0.01	WKL	
MO-CAM	2012/13-3	Wet	2/20/2013 11:15:00 AM	3/15/2013 1:51:00 AM	Metolachlor	n/a	<	0.012	µg/L	EPA 525.2	0.012	0.1	WKL	
MO-CAM	2012/13-3	Wet	2/20/2013 11:15:00 AM	3/15/2013 1:51:00 AM	Metribuzin	n/a	<	0.015	µg/L	EPA 525.2	0.015	0.1	WKL	
MO-CAM	2012/13-3	Wet	2/20/2013 11:15:00 AM	3/15/2013 7:22:00 AM	Mevinphos	n/a	<	0.0042	µg/L	EPA 525.2	0.0042	0.01	WKL	
MO-CAM	2012/13-3	Wet	2/20/2013 11:15:00 AM	3/15/2013 1:51:00 AM	Molinate	n/a	<	0.039	µg/L	EPA 525.2	0.039	0.1	WKL	
MO-CAM	2012/13-3	Wet	2/20/2013 11:15:00 AM	3/15/2013 7:22:00 AM	Naled	n/a	<	0.0076	µg/L	EPA 525.2	0.0076	0.01	WKL	
MO-CAM	2012/13-3	Wet	2/20/2013 11:15:00 AM	2/26/2013 4:56:00 PM	Pentachlorophenol	n/a	<	0.04	µg/L	EPA 515.3	0.04	0.2	WKL	
MO-CAM	2012/13-3	Wet	2/20/2013 11:15:00 AM	3/15/2013 7:22:00 AM	Phorate	n/a	<	0.003	µg/L	EPA 525.2	0.003	0.01	WKL	
MO-CAM	2012/13-3	Wet	2/20/2013 11:15:00 AM	2/26/2013 4:56:00 PM	Picloram	n/a	<	0.05	µg/L	EPA 515.3	0.05	0.6	WKL	
MO-CAM	2012/13-3	Wet	2/20/2013 11:15:00 AM	3/15/2013 1:51:00 AM	Prometon	n/a	<	0.024	µg/L	EPA 525.2	0.024	0.2	WKL	
MO-CAM	2012/13-3	Wet	2/20/2013 11:15:00 AM	3/15/2013 1:51:00 AM	Prometryn	n/a	<	0.036	µg/L	EPA 525.2	0.036	0.1	WKL	
MO-CAM	2012/13-3	Wet	2/20/2013 11:15:00 AM	3/15/2013 7:22:00 AM	Ronnel (Fenchlorphos)	n/a	<	0.0041	µg/L	EPA 525.2	0.0041	0.01	WKL	
MO-CAM	2012/13-3	Wet	2/20/2013 11:15:00 AM	3/15/2013 1:51:00 AM	Simazine	n/a	<	0.015	µg/L	EPA 525.2	0.015	0.1	WKL	
MO-CAM	2012/13-3	Wet	2/20/2013 11:15:00 AM	3/15/2013 7:22:00 AM	Stirophos (Tetrachlorvinphos)	n/a	<	0.0031	µg/L	EPA 525.2	0.0031	0.01	WKL	
MO-CAM	2012/13-3	Wet	2/20/2013 11:15:00 AM	3/15/2013 1:51:00 AM	Terbacil	n/a	<	0.55	µg/L	EPA 525.2	0.55	2	WKL	
MO-CAM	2012/13-3	Wet	2/20/2013 11:15:00 AM	3/15/2013 1:51:00 AM	Thiobencarb	n/a	<	0.025	µg/L	EPA 525.2	0.025	0.2	WKL	
MO-CAM	2012/13-3	Wet	2/20/2013 11:15:00 AM	3/15/2013 7:22:00 AM	Tokuthion	n/a	<	0.0078	µg/L	EPA 525.2	0.0078	0.01	WKL	
MO-CAM	2012/13-3	Wet	2/20/2013 11:15:00 AM	3/14/2013 1:07:00 AM	Toxaphene	n/a	<	0.12	µg/L	EPA 608	0.12	0.5	WKL	
MO-CAM	2012/13-3	Wet	2/20/2013 11:15:00 AM	3/15/2013 7:22:00 AM	Trichloronate	n/a	<	0.0067	µg/L	EPA 525.2	0.0067	0.01	WKL	
MO-CAM	2012/13-3	Wet	2/20/2013 11:15:00 AM	3/15/2013 1:51:00 AM	Trithion	n/a	<	0.012	µg/L	EPA 525.2	0.012	0.1	WKL	
MO-CAM	2012/13-4	Wet	3/7/2013 9:45:00 PM	3/8/2013 11:02:00 PM	E. Coli	n/a	=	6131	MPN/100 mL	MMO-MUG	10	10	VCHCA	
MO-CAM	2012/13-4	Wet	3/7/2013 9:45:00 PM	3/10/2013 3:30:00 AM	Fecal Coliform	n/a	=	9000	MPN/100 mL	SM 9221 E	2	2	VCHCA	
MO-CAM	2012/13-4	Wet	3/7/2013 9:45:00 PM	3/8/2013 11:02:00 PM	Total Coliform	n/a	=	1119000	MPN/100 mL	MMO-MUG	1000	1000	VCHCA	
MO-CAM	2012/13-4	Wet	3/7/2013 9:45:00 PM	3/7/2013 9:45:00 PM	Conductivity	n/a	=	86	µmhos/cm	Field Meter	-88	1	Field Crew	
MO-CAM	2012/13-4	Wet	3/7/2013 9:45:00 PM	3/22/2013 1:58:00 PM	Cyanide	Total	<	0.0027	mg/L	EPA 335.4	0.0027	0.005	WKL	
MO-CAM	2012/13-4	Wet	3/7/2013 9:45:00 PM	3/7/2013 9:45:00 PM	DO	n/a	=	86.5	%	Field Meter	-88	0.1	Field Crew	
MO-CAM	2012/13-4	Wet	3/7/2013 9:45:00 PM	3/7/2013 9:45:00 PM	DO	n/a	=	8.81	mg/L	Field Meter	-88	0.3	Field Crew	
MO-CAM	2012/13-4	Wet	3/7/2013 9:45:00 PM	3/7/2013 9:45:00 PM	pH	n/a	=	7.52	pH Units	Field Meter	-88	0.01	Field Crew	
MO-CAM	2012/13-4	Wet	3/7/2013 9:45:00 PM	3/7/2013 9:45:00 PM	Salinity	n/a	=	100	mg/L	Field Meter	-88	100	Field Crew	
MO-CAM	2012/13-4	Wet	3/7/2013 9:45:00 PM	3/7/2013 9:45:00 PM	Specific Conductance	n/a	=	100	µmhos/cm	Field Meter	-88	1	Field Crew	
MO-CAM	2012/13-4	Wet	3/7/2013 9:45:00 PM	3/7/2013 9:45:00 PM	Temperature	n/a	=	14.3	°C	Field Meter	-88	0.1	Field Crew	
MO-CAM	2012/13-4	Wet	3/7/2013 9:45:00 PM	3/14/2013 3:00:00 PM	Oil and Grease	n/a	DNQ	2.8	mg/L	EPA 1664A	1.3	5	WKL	
MO-CAM	2012/13-4	Wet	3/7/2013 9:45:00 PM	3/14/2013 3:00:00 PM	TPH	n/a	<	1.9	mg/L	EPA 1664A	1.9	5	WKL	
MO-CAM	2012/13-4	Wet	3/7/2013 9:45:00 PM	3/11/2013 4:30:00 PM	2-Chloroethyl vinyl ether	n/a	<	0.61	µg/L	EPA 524.2	0.61	1	WKL	
MO-CAM	2012/13-4	Wet	3/7/2013 9:45:00 PM	3/11/2013 4:30:00 PM	Methyl tert-butyl ether (MTBE)	n/a	<	0.19	µg/L	EPA 524.2	0.19	2	WKL	
MO-CAM	2012/13-4	Wet	3/8/2013 10:10:00 AM	3/19/2013 8:50:00 PM	Chloride	n/a	=	9.6	mg/L	EPA 300.0	0.1	0.5	WKL	
MO-CAM	2012/13-4	Wet	3/8/2013 10:10:00 AM	3/19/2013 8:50:00 PM	Fluoride	n/a	=	0.11	mg/L	EPA 300.0	0.02	0.1	WKL	
MO-CAM	2012/13-4	Wet	3/8/2013 10:10:00 AM	3/19/2013 5:42:00 PM	Perchlorate	n/a	<	0.95	µg/L	EPA 314.0	0.95	2	WKL	
MO-CAM	2012/13-4	Wet	3/8/2013 10:10:00 AM	3/14/2013 11:26:00 AM	Calcium	Total	=	11.1	mg/L	EPA 200.7	0.0156	0.1	WKL	
MO-CAM	2012/13-4	Wet	3/8/2013 10:10:00 AM	3/14/2013 11:26:00 AM	Magnesium	Total	=	2.43	mg/L	EPA 200.7	0.0121	0.1	WKL	
MO-CAM	2012/13-4	Wet	3/8/2013 10:10:00 AM	3/22/2013 10:05:00 AM	Alkalinity as CaCO3	n/a	=	31	mg/L	SM 2320 B	0.56	10	WKL	
MO-CAM	2012/13-4	Wet	3/8/2013 10:10:00 AM	3/14/2013 2:00:00 PM	BOD	n/a	=	19	mg/L	SM 5210 B	0.1	2	WKL	

Appendix G
Laboratory Environmental Analysis Results

Site ID	Event	Event Type	Sample Date	Analysis Date	Constituent	Fraction	Sign	Result	Units	Method	MDL	Reporting Limit	Analyzing Laboratory	Qualifier
MO-CAM	2012/13-4	Wet	3/8/2013 10:10:00 AM	3/20/2013 10:56:00 PM	COD	n/a	=	95	mg/L	EPA 410.4	0.73	5	WKL	
MO-CAM	2012/13-4	Wet	3/8/2013 10:10:00 AM	3/14/2013 11:26:00 AM	Hardness as CaCO3	Total	=	37.6	mg/L	EPA 200.7	0.0885	0.662	WKL	
MO-CAM	2012/13-4	Wet	3/8/2013 10:10:00 AM	3/9/2013 8:43:00 PM	MBAS	n/a	=	0.44	mg/L	SM 5540 C	0.038	0.1	WKL	D
MO-CAM	2012/13-4	Wet	3/8/2013 10:10:00 AM	3/26/2013 11:59:00 AM	Phenolics	n/a	=	0.085	mg/L	EPA 420.4	0.0042	0.01	WKL	
MO-CAM	2012/13-4	Wet	3/8/2013 10:10:00 AM	3/18/2013 3:18:00 PM	Specific Conductance	n/a	=	130	µmhos/cm	SM 2510 B	0.23	2	WKL	
MO-CAM	2012/13-4	Wet	3/8/2013 10:10:00 AM	3/12/2013 9:45:00 PM	Total Dissolved Solids	n/a	=	88	mg/L	SM 2540 C	4	10	WKL	
MO-CAM	2012/13-4	Wet	3/8/2013 10:10:00 AM	3/14/2013 2:56:00 PM	Total Organic Carbon	n/a	=	13	mg/L	SM 5310 C	0.045	1.5	WKL	D
MO-CAM	2012/13-4	Wet	3/8/2013 10:10:00 AM	3/12/2013 8:00:00 PM	Total Suspended Solids	n/a	=	92	mg/L	SM 2540 D	5	5	WKL	
MO-CAM	2012/13-4	Wet	3/8/2013 10:10:00 AM	3/9/2013 6:55:00 PM	Turbidity	n/a	=	23	NTU	EPA 180.1	0.024	0.1	WKL	
MO-CAM	2012/13-4	Wet	3/8/2013 10:10:00 AM	3/12/2013 8:00:00 PM	Volatile Suspended Solids	n/a	=	32	mg/L	EPA 160.4	3.1	5	WKL	
MO-CAM	2012/13-4	Wet	3/8/2013 10:10:00 AM	4/1/2013 6:09:00 PM	Aluminum	Dissolved	=	23	µg/L	EPA 200.8	0.61	5	WKL	
MO-CAM	2012/13-4	Wet	3/8/2013 10:10:00 AM	4/1/2013 8:59:00 PM	Aluminum	Total	=	1500	µg/L	EPA 200.8	2.1	5	WKL	
MO-CAM	2012/13-4	Wet	3/8/2013 10:10:00 AM	4/1/2013 6:09:00 PM	Antimony	Dissolved	=	0.78	µg/L	EPA 200.8	0.04	0.5	WKL	
MO-CAM	2012/13-4	Wet	3/8/2013 10:10:00 AM	4/1/2013 8:59:00 PM	Antimony	Total	=	1.4	µg/L	EPA 200.8	0.04	0.5	WKL	
MO-CAM	2012/13-4	Wet	3/8/2013 10:10:00 AM	4/1/2013 6:09:00 PM	Arsenic	Dissolved	=	0.84	µg/L	EPA 200.8	0.036	0.4	WKL	
MO-CAM	2012/13-4	Wet	3/8/2013 10:10:00 AM	4/1/2013 8:59:00 PM	Arsenic	Total	=	1.3	µg/L	EPA 200.8	0.13	0.4	WKL	
MO-CAM	2012/13-4	Wet	3/8/2013 10:10:00 AM	4/2/2013 12:59:00 PM	Beryllium	Dissolved	<	0.088	µg/L	EPA 200.8	0.088	0.1	WKL	
MO-CAM	2012/13-4	Wet	3/8/2013 10:10:00 AM	4/2/2013 2:06:00 PM	Beryllium	Total	<	0.088	µg/L	EPA 200.8	0.088	0.1	WKL	
MO-CAM	2012/13-4	Wet	3/8/2013 10:10:00 AM	4/1/2013 6:09:00 PM	Cadmium	Dissolved	DNQ	0.06	µg/L	EPA 200.8	0.02	0.1	WKL	
MO-CAM	2012/13-4	Wet	3/8/2013 10:10:00 AM	4/1/2013 8:59:00 PM	Cadmium	Total	=	0.2	µg/L	EPA 200.8	0.02	0.1	WKL	
MO-CAM	2012/13-4	Wet	3/8/2013 10:10:00 AM	4/1/2013 6:09:00 PM	Chromium	Dissolved	=	0.55	µg/L	EPA 200.8	0.074	0.2	WKL	
MO-CAM	2012/13-4	Wet	3/8/2013 10:10:00 AM	4/1/2013 8:59:00 PM	Chromium	Total	=	4.6	µg/L	EPA 200.8	0.074	0.2	WKL	
MO-CAM	2012/13-4	Wet	3/8/2013 10:10:00 AM	3/13/2013 3:51:00 PM	Chromium VI	n/a	=	0.34	µg/L	EPA 218.6	0.0059	0.3	WKL	
MO-CAM	2012/13-4	Wet	3/8/2013 10:10:00 AM	4/1/2013 6:09:00 PM	Copper	Dissolved	=	11	µg/L	EPA 200.8	0.27	0.5	WKL	
MO-CAM	2012/13-4	Wet	3/8/2013 10:10:00 AM	4/1/2013 8:59:00 PM	Copper	Total	=	25	µg/L	EPA 200.8	0.27	0.5	WKL	
MO-CAM	2012/13-4	Wet	3/8/2013 10:10:00 AM	3/14/2013 11:23:00 AM	Iron	Dissolved	=	59	µg/L	EPA 200.7	1.1	10	WKL	
MO-CAM	2012/13-4	Wet	3/8/2013 10:10:00 AM	3/14/2013 11:26:00 AM	Iron	Total	=	2100	µg/L	EPA 200.7	1.1	10	WKL	
MO-CAM	2012/13-4	Wet	3/8/2013 10:10:00 AM	4/2/2013 12:59:00 PM	Lead	Dissolved	=	0.21	µg/L	EPA 200.8	0.011	0.2	WKL	UL-MB
MO-CAM	2012/13-4	Wet	3/8/2013 10:10:00 AM	4/2/2013 2:06:00 PM	Lead	Total	=	4	µg/L	EPA 200.8	0.035	0.2	WKL	
MO-CAM	2012/13-4	Wet	3/8/2013 10:10:00 AM	3/27/2013 4:18:00 PM	Mercury	Dissolved	=	68	ng/L	EPA 245.1	3.9	50	WKL	
MO-CAM	2012/13-4	Wet	3/8/2013 10:10:00 AM	3/27/2013 4:18:00 PM	Mercury	Total	=	76	ng/L	EPA 245.1	3.9	50	WKL	
MO-CAM	2012/13-4	Wet	3/8/2013 10:10:00 AM	4/1/2013 6:09:00 PM	Nickel	Dissolved	=	2.6	µg/L	EPA 200.8	0.13	0.8	WKL	
MO-CAM	2012/13-4	Wet	3/8/2013 10:10:00 AM	4/1/2013 8:59:00 PM	Nickel	Total	=	5.4	µg/L	EPA 200.8	0.13	0.8	WKL	
MO-CAM	2012/13-4	Wet	3/8/2013 10:10:00 AM	4/1/2013 6:09:00 PM	Selenium	Dissolved	<	0.28	µg/L	EPA 200.8	0.28	0.4	WKL	
MO-CAM	2012/13-4	Wet	3/8/2013 10:10:00 AM	4/1/2013 8:59:00 PM	Selenium	Total	<	0.28	µg/L	EPA 200.8	0.28	0.4	WKL	
MO-CAM	2012/13-4	Wet	3/8/2013 10:10:00 AM	4/1/2013 6:09:00 PM	Silver	Dissolved	<	0.027	µg/L	EPA 200.8	0.027	0.2	WKL	
MO-CAM	2012/13-4	Wet	3/8/2013 10:10:00 AM	4/1/2013 8:59:00 PM	Silver	Total	DNQ	0.04	µg/L	EPA 200.8	0.027	0.2	WKL	
MO-CAM	2012/13-4	Wet	3/8/2013 10:10:00 AM	4/1/2013 6:09:00 PM	Thallium	Dissolved	DNQ	0.01	µg/L	EPA 200.8	0.009	0.2	WKL	
MO-CAM	2012/13-4	Wet	3/8/2013 10:10:00 AM	4/1/2013 8:59:00 PM	Thallium	Total	DNQ	0.04	µg/L	EPA 200.8	0.034	0.2	WKL	
MO-CAM	2012/13-4	Wet	3/8/2013 10:10:00 AM	4/1/2013 6:09:00 PM	Zinc	Dissolved	=	50	µg/L	EPA 200.8	1.1	5	WKL	
MO-CAM	2012/13-4	Wet	3/8/2013 10:10:00 AM	4/1/2013 8:59:00 PM	Zinc	Total	=	120	µg/L	EPA 200.8	1.1	5	WKL	
MO-CAM	2012/13-4	Wet	3/8/2013 10:10:00 AM	3/20/2013 6:48:00 PM	Ammonia as N	n/a	=	0.6	mg/L	EPA 350.1	0.048	0.1	WKL	
MO-CAM	2012/13-4	Wet	3/8/2013 10:10:00 AM	3/11/2013 5:18:00 PM	Nitrate + Nitrite as N	n/a	=	0.58	mg/L	EPA 353.2	0.01	0.1	WKL	
MO-CAM	2012/13-4	Wet	3/8/2013 10:10:00 AM	4/4/2013 7:38:00 PM	Phosphorus as P	Dissolved	=	0.27	mg/L	EPA 365.1	0.0028	0.02	WKL	D
MO-CAM	2012/13-4	Wet	3/8/2013 10:10:00 AM	3/15/2013 2:30:00 PM	Phosphorus as P	Total	=	0.44	mg/L	EPA 365.1	0.007	0.05	WKL	D
MO-CAM	2012/13-4	Wet	3/8/2013 10:10:00 AM	3/21/2013 1:12:00 PM	TKN	n/a	=	2	mg/L	EPA 351.2	0.074	0.1	WKL	
MO-CAM	2012/13-4	Wet	3/8/2013 10:10:00 AM	3/19/2013 12:11:00 AM	1,2,4-Trichlorobenzene	n/a	<	0.55	µg/L	EPA 625	0.55	1	WKL	
MO-CAM	2012/13-4	Wet	3/8/2013 10:10:00 AM	3/19/2013 12:11:00 AM	1,2-Dichlorobenzene	n/a	<	0.57	µg/L	EPA 625	0.57	1	WKL	

Appendix G
Laboratory Environmental Analysis Results

Site ID	Event	Event Type	Sample Date	Analysis Date	Constituent	Fraction	Sign	Result	Units	Method	MDL	Reporting Limit	Analyzing Laboratory	Qualifier
MO-CAM	2012/13-4	Wet	3/8/2013 10:10:00 AM	3/19/2013 12:11:00 AM	1,2-Diphenylhydrazine	n/a	<	0.25	µg/L	EPA 625	0.25	1	WKL	
MO-CAM	2012/13-4	Wet	3/8/2013 10:10:00 AM	3/19/2013 12:11:00 AM	1,3-Dichlorobenzene	n/a	<	0.53	µg/L	EPA 625	0.53	1	WKL	
MO-CAM	2012/13-4	Wet	3/8/2013 10:10:00 AM	3/19/2013 12:11:00 AM	1,4-Dichlorobenzene	n/a	<	0.55	µg/L	EPA 625	0.55	1	WKL	
MO-CAM	2012/13-4	Wet	3/8/2013 10:10:00 AM	4/9/2013 8:46:00 PM	1-Methylnaphthalene	n/a	<	0.1	µg/L	EPA 8270Cm	0.1	0.1	WKL	
MO-CAM	2012/13-4	Wet	3/8/2013 10:10:00 AM	4/11/2013 3:05:00 AM	2,4,5-Trichlorophenol	n/a	<	0.29	µg/L	EPA 8270Cm	0.29	1	WKL	
MO-CAM	2012/13-4	Wet	3/8/2013 10:10:00 AM	4/11/2013 3:05:00 AM	2,4,6-Trichlorophenol	n/a	DNQ	0.36	µg/L	EPA 8270Cm	0.3	1	WKL	
MO-CAM	2012/13-4	Wet	3/8/2013 10:10:00 AM	4/11/2013 3:05:00 AM	2,4-Dichlorophenol	n/a	<	0.51	µg/L	EPA 8270Cm	0.51	1	WKL	
MO-CAM	2012/13-4	Wet	3/8/2013 10:10:00 AM	4/11/2013 3:05:00 AM	2,4-Dimethylphenol	n/a	<	1	µg/L	EPA 8270Cm	1	2	WKL	
MO-CAM	2012/13-4	Wet	3/8/2013 10:10:00 AM	4/11/2013 3:05:00 AM	2,4-Dinitrophenol	n/a	<	1	µg/L	EPA 8270Cm	1	2	WKL	
MO-CAM	2012/13-4	Wet	3/8/2013 10:10:00 AM	3/19/2013 12:11:00 AM	2,4-Dinitrotoluene	n/a	<	0.18	µg/L	EPA 625	0.18	1	WKL	
MO-CAM	2012/13-4	Wet	3/8/2013 10:10:00 AM	3/19/2013 12:11:00 AM	2,6-Dinitrotoluene	n/a	<	0.27	µg/L	EPA 625	0.27	1	WKL	
MO-CAM	2012/13-4	Wet	3/8/2013 10:10:00 AM	3/19/2013 12:11:00 AM	2-Chloronaphthalene	n/a	<	0.45	µg/L	EPA 625	0.45	1	WKL	
MO-CAM	2012/13-4	Wet	3/8/2013 10:10:00 AM	4/11/2013 3:05:00 AM	2-Chlorophenol	n/a	<	0.65	µg/L	EPA 8270Cm	0.65	1	WKL	
MO-CAM	2012/13-4	Wet	3/8/2013 10:10:00 AM	4/9/2013 8:46:00 PM	2-Methylnaphthalene	n/a	<	0.1	µg/L	EPA 8270Cm	0.1	0.1	WKL	
MO-CAM	2012/13-4	Wet	3/8/2013 10:10:00 AM	4/11/2013 3:05:00 AM	2-Methylphenol	n/a	<	0.34	µg/L	EPA 8270Cm	0.34	1	WKL	
MO-CAM	2012/13-4	Wet	3/8/2013 10:10:00 AM	4/11/2013 3:05:00 AM	2-Nitrophenol	n/a	<	0.71	µg/L	EPA 8270Cm	0.71	1	WKL	
MO-CAM	2012/13-4	Wet	3/8/2013 10:10:00 AM	3/19/2013 12:11:00 AM	3,3'-Dichlorobenzidine	n/a	<	1.2	µg/L	EPA 625	1.2	5	WKL	
MO-CAM	2012/13-4	Wet	3/8/2013 10:10:00 AM	4/11/2013 3:05:00 AM	3-/4-Methylphenol	n/a	<	0.3	µg/L	EPA 8270Cm	0.3	1	WKL	
MO-CAM	2012/13-4	Wet	3/8/2013 10:10:00 AM	4/11/2013 3:05:00 AM	4,6-Dinitro-2-methylphenol	n/a	<	0.14	µg/L	EPA 8270Cm	0.14	1	WKL	
MO-CAM	2012/13-4	Wet	3/8/2013 10:10:00 AM	3/19/2013 12:11:00 AM	4-Bromophenyl phenyl ether	n/a	<	0.36	µg/L	EPA 625	0.36	1	WKL	
MO-CAM	2012/13-4	Wet	3/8/2013 10:10:00 AM	4/11/2013 3:05:00 AM	4-Chloro-3-methylphenol	n/a	<	0.37	µg/L	EPA 8270Cm	0.37	1	WKL	
MO-CAM	2012/13-4	Wet	3/8/2013 10:10:00 AM	3/19/2013 12:11:00 AM	4-Chlorophenyl phenyl ether	n/a	<	0.41	µg/L	EPA 625	0.41	1	WKL	
MO-CAM	2012/13-4	Wet	3/8/2013 10:10:00 AM	4/11/2013 3:05:00 AM	4-Nitrophenol	n/a	<	1	µg/L	EPA 8270Cm	1	2	WKL	
MO-CAM	2012/13-4	Wet	3/8/2013 10:10:00 AM	4/9/2013 8:46:00 PM	Acenaphthene	n/a	<	0.1	µg/L	EPA 8270Cm	0.1	0.1	WKL	
MO-CAM	2012/13-4	Wet	3/8/2013 10:10:00 AM	4/9/2013 8:46:00 PM	Acenaphthylene	n/a	<	0.1	µg/L	EPA 8270Cm	0.1	0.1	WKL	
MO-CAM	2012/13-4	Wet	3/8/2013 10:10:00 AM	4/9/2013 8:46:00 PM	Anthracene	n/a	<	0.1	µg/L	EPA 8270Cm	0.1	0.1	WKL	
MO-CAM	2012/13-4	Wet	3/8/2013 10:10:00 AM	4/9/2013 8:46:00 PM	Benz(a)anthracene	n/a	=	0.11	µg/L	EPA 8270Cm	0.1	0.1	WKL	
MO-CAM	2012/13-4	Wet	3/8/2013 10:10:00 AM	3/19/2013 12:11:00 AM	Benzidine	n/a	<	3.7	µg/L	EPA 625	3.7	10	WKL	
MO-CAM	2012/13-4	Wet	3/8/2013 10:10:00 AM	3/26/2013 6:29:00 PM	Benzo(a)pyrene	n/a	<	0.07	µg/L	EPA 525.2	0.07	0.1	WKL	
MO-CAM	2012/13-4	Wet	3/8/2013 10:10:00 AM	4/9/2013 8:46:00 PM	Benzo(b)fluoranthene	n/a	=	0.16	µg/L	EPA 8270Cm	0.1	0.1	WKL	
MO-CAM	2012/13-4	Wet	3/8/2013 10:10:00 AM	4/9/2013 8:46:00 PM	Benzo(g,h,i)perylene	n/a	<	0.1	µg/L	EPA 8270Cm	0.1	0.1	WKL	
MO-CAM	2012/13-4	Wet	3/8/2013 10:10:00 AM	4/9/2013 8:46:00 PM	Benzo(k)fluoranthene	n/a	=	0.12	µg/L	EPA 8270Cm	0.1	0.1	WKL	
MO-CAM	2012/13-4	Wet	3/8/2013 10:10:00 AM	3/19/2013 12:11:00 AM	Bis(2-chloroethoxy)methane	n/a	<	0.25	µg/L	EPA 625	0.25	1	WKL	
MO-CAM	2012/13-4	Wet	3/8/2013 10:10:00 AM	3/19/2013 12:11:00 AM	Bis(2-chloroethyl)ether	n/a	<	0.27	µg/L	EPA 625	0.27	1	WKL	
MO-CAM	2012/13-4	Wet	3/8/2013 10:10:00 AM	3/19/2013 12:11:00 AM	Bis(2-chloroisopropyl)ether	n/a	<	0.38	µg/L	EPA 625	0.38	1	WKL	
MO-CAM	2012/13-4	Wet	3/8/2013 10:10:00 AM	3/26/2013 6:29:00 PM	Bis(2-ethylhexyl)adipate	n/a	<	0.1	µg/L	EPA 525.2	0.1	5	WKL	
MO-CAM	2012/13-4	Wet	3/8/2013 10:10:00 AM	3/26/2013 6:29:00 PM	Bis(2-ethylhexyl)phthalate	n/a	=	4.1	µg/L	EPA 525.2	1.1	3	WKL	
MO-CAM	2012/13-4	Wet	3/8/2013 10:10:00 AM	3/19/2013 12:11:00 AM	Butyl benzyl phthalate	n/a	DNQ	0.69	µg/L	EPA 625	0.18	1	WKL	
MO-CAM	2012/13-4	Wet	3/8/2013 10:10:00 AM	4/9/2013 8:46:00 PM	Chrysene	n/a	<	0.1	µg/L	EPA 8270Cm	0.1	0.1	WKL	
MO-CAM	2012/13-4	Wet	3/8/2013 10:10:00 AM	4/9/2013 8:46:00 PM	Dibenz(a,h)anthracene	n/a	<	0.1	µg/L	EPA 8270Cm	0.1	0.1	WKL	
MO-CAM	2012/13-4	Wet	3/8/2013 10:10:00 AM	3/19/2013 12:11:00 AM	Diethyl phthalate	n/a	=	1.3	µg/L	EPA 625	0.15	1	WKL	
MO-CAM	2012/13-4	Wet	3/8/2013 10:10:00 AM	3/19/2013 12:11:00 AM	Dimethyl phthalate	n/a	<	0.18	µg/L	EPA 625	0.18	1	WKL	
MO-CAM	2012/13-4	Wet	3/8/2013 10:10:00 AM	3/19/2013 12:11:00 AM	Di-n-butylphthalate	n/a	DNQ	0.48	µg/L	EPA 625	0.24	1	WKL	
MO-CAM	2012/13-4	Wet	3/8/2013 10:10:00 AM	3/19/2013 12:11:00 AM	Di-n-octylphthalate	n/a	<	0.19	µg/L	EPA 625	0.19	1	WKL	
MO-CAM	2012/13-4	Wet	3/8/2013 10:10:00 AM	4/9/2013 8:46:00 PM	Fluoranthene	n/a	=	0.16	µg/L	EPA 8270Cm	0.1	0.1	WKL	
MO-CAM	2012/13-4	Wet	3/8/2013 10:10:00 AM	4/9/2013 8:46:00 PM	Fluorene	n/a	<	0.1	µg/L	EPA 8270Cm	0.1	0.1	WKL	
MO-CAM	2012/13-4	Wet	3/8/2013 10:10:00 AM	3/19/2013 12:11:00 AM	Hexachlorobenzene	n/a	<	0.49	µg/L	EPA 625	0.49	1	WKL	
MO-CAM	2012/13-4	Wet	3/8/2013 10:10:00 AM	3/19/2013 12:11:00 AM	Hexachlorobutadiene	n/a	<	0.47	µg/L	EPA 625	0.47	1	WKL	

Appendix G
Laboratory Environmental Analysis Results

Site ID	Event	Event Type	Sample Date	Analysis Date	Constituent	Fraction	Sign	Result	Units	Method	MDL	Reporting Limit	Analyzing Laboratory	Qualifier
MO-CAM	2012/13-4	Wet	3/8/2013 10:10:00 AM	3/19/2013 12:11:00 AM	Hexachlorocyclopentadiene	n/a	<	1.5	µg/L	EPA 625	1.5	5	WKL	
MO-CAM	2012/13-4	Wet	3/8/2013 10:10:00 AM	3/19/2013 12:11:00 AM	Hexachloroethane	n/a	<	0.52	µg/L	EPA 625	0.52	1	WKL	
MO-CAM	2012/13-4	Wet	3/8/2013 10:10:00 AM	4/9/2013 8:46:00 PM	Indeno(1,2,3-cd)pyrene	n/a	<	0.1	µg/L	EPA 8270Cm	0.1	0.1	WKL	
MO-CAM	2012/13-4	Wet	3/8/2013 10:10:00 AM	3/19/2013 12:11:00 AM	Isophorone	n/a	<	0.21	µg/L	EPA 625	0.21	1	WKL	
MO-CAM	2012/13-4	Wet	3/8/2013 10:10:00 AM	4/9/2013 8:46:00 PM	Naphthalene	n/a	<	0.1	µg/L	EPA 8270Cm	0.1	0.1	WKL	
MO-CAM	2012/13-4	Wet	3/8/2013 10:10:00 AM	3/19/2013 12:11:00 AM	Nitrobenzene	n/a	<	0.36	µg/L	EPA 625	0.36	1	WKL	
MO-CAM	2012/13-4	Wet	3/8/2013 10:10:00 AM	3/19/2013 12:11:00 AM	N-Nitrosodimethylamine	n/a	<	0.14	µg/L	EPA 625	0.14	1	WKL	
MO-CAM	2012/13-4	Wet	3/8/2013 10:10:00 AM	3/19/2013 12:11:00 AM	N-Nitrosodi-N-propylamine	n/a	<	0.26	µg/L	EPA 625	0.26	1	WKL	
MO-CAM	2012/13-4	Wet	3/8/2013 10:10:00 AM	3/19/2013 12:11:00 AM	N-Nitrosodiphenylamine	n/a	<	0.19	µg/L	EPA 625	0.19	1	WKL	
MO-CAM	2012/13-4	Wet	3/8/2013 10:10:00 AM	4/9/2013 8:46:00 PM	Phenanthrene	n/a	<	0.1	µg/L	EPA 8270Cm	0.1	0.1	WKL	
MO-CAM	2012/13-4	Wet	3/8/2013 10:10:00 AM	4/11/2013 3:05:00 AM	Phenol	n/a	<	0.35	µg/L	EPA 8270Cm	0.35	1	WKL	
MO-CAM	2012/13-4	Wet	3/8/2013 10:10:00 AM	4/9/2013 8:46:00 PM	Pyrene	n/a	=	0.16	µg/L	EPA 8270Cm	0.1	0.1	WKL	
MO-CAM	2012/13-4	Wet	3/8/2013 10:10:00 AM	3/24/2013 6:09:00 AM	PCB Aroclor 1016	n/a	<	0.05	µg/L	EPA 608	0.05	0.5	WKL	
MO-CAM	2012/13-4	Wet	3/8/2013 10:10:00 AM	3/24/2013 6:09:00 AM	PCB Aroclor 1221	n/a	<	0.06	µg/L	EPA 608	0.06	0.5	WKL	
MO-CAM	2012/13-4	Wet	3/8/2013 10:10:00 AM	3/24/2013 6:09:00 AM	PCB Aroclor 1232	n/a	<	0.15	µg/L	EPA 608	0.15	0.5	WKL	
MO-CAM	2012/13-4	Wet	3/8/2013 10:10:00 AM	3/24/2013 6:09:00 AM	PCB Aroclor 1242	n/a	<	0.07	µg/L	EPA 608	0.07	0.5	WKL	
MO-CAM	2012/13-4	Wet	3/8/2013 10:10:00 AM	3/24/2013 6:09:00 AM	PCB Aroclor 1248	n/a	<	0.06	µg/L	EPA 608	0.06	0.5	WKL	
MO-CAM	2012/13-4	Wet	3/8/2013 10:10:00 AM	3/24/2013 6:09:00 AM	PCB Aroclor 1254	n/a	<	0.04	µg/L	EPA 608	0.04	0.5	WKL	
MO-CAM	2012/13-4	Wet	3/8/2013 10:10:00 AM	3/24/2013 6:09:00 AM	PCB Aroclor 1260	n/a	<	0.04	µg/L	EPA 608	0.04	0.5	WKL	
MO-CAM	2012/13-4	Wet	3/8/2013 10:10:00 AM	3/21/2013 8:17:00 PM	2,4,5-T	n/a	<	0.07	µg/L	EPA 515.3	0.07	0.2	WKL	
MO-CAM	2012/13-4	Wet	3/8/2013 10:10:00 AM	3/21/2013 8:17:00 PM	2,4,5-TP	n/a	<	0.09	µg/L	EPA 515.3	0.09	0.2	WKL	
MO-CAM	2012/13-4	Wet	3/8/2013 10:10:00 AM	3/21/2013 8:17:00 PM	2,4-D	n/a	<	0.07	µg/L	EPA 515.3	0.07	0.4	WKL	
MO-CAM	2012/13-4	Wet	3/8/2013 10:10:00 AM	3/21/2013 8:17:00 PM	2,4-DB	n/a	<	0.07	µg/L	EPA 515.3	0.07	2	WKL	
MO-CAM	2012/13-4	Wet	3/8/2013 10:10:00 AM	3/21/2013 8:17:00 PM	3,5-Dichlorobenzoic acid	n/a	<	0.09	µg/L	EPA 515.3	0.09	1	WKL	
MO-CAM	2012/13-4	Wet	3/8/2013 10:10:00 AM	3/24/2013 6:09:00 AM	4,4'-DDD	n/a	<	0.003	µg/L	EPA 608	0.003	0.05	WKL	
MO-CAM	2012/13-4	Wet	3/8/2013 10:10:00 AM	3/24/2013 6:09:00 AM	4,4'-DDE	n/a	<	0.0025	µg/L	EPA 608	0.0025	0.05	WKL	
MO-CAM	2012/13-4	Wet	3/8/2013 10:10:00 AM	3/24/2013 6:09:00 AM	4,4'-DDT	n/a	<	0.0031	µg/L	EPA 608	0.0031	0.01	WKL	
MO-CAM	2012/13-4	Wet	3/8/2013 10:10:00 AM	3/21/2013 8:17:00 PM	Acifluorfen	n/a	<	0.06	µg/L	EPA 515.3	0.06	0.4	WKL	
MO-CAM	2012/13-4	Wet	3/8/2013 10:10:00 AM	3/26/2013 6:29:00 PM	Alachlor	n/a	<	0.022	µg/L	EPA 525.2	0.022	0.1	WKL	
MO-CAM	2012/13-4	Wet	3/8/2013 10:10:00 AM	3/24/2013 6:09:00 AM	Aldrin	n/a	<	0.0015	µg/L	EPA 608	0.0015	0.005	WKL	
MO-CAM	2012/13-4	Wet	3/8/2013 10:10:00 AM	3/24/2013 6:09:00 AM	alpha-BHC	n/a	<	0.0018	µg/L	EPA 608	0.0018	0.01	WKL	
MO-CAM	2012/13-4	Wet	3/8/2013 10:10:00 AM	3/24/2013 6:09:00 AM	alpha-Chlordane	n/a	<	0.0041	µg/L	EPA 608	0.0041	0.01	WKL	
MO-CAM	2012/13-4	Wet	3/8/2013 10:10:00 AM	3/26/2013 6:29:00 PM	Atrazine	n/a	<	0.034	µg/L	EPA 525.2	0.034	0.1	WKL	
MO-CAM	2012/13-4	Wet	3/8/2013 10:10:00 AM	4/12/2013 4:11:00 AM	Azinphos methyl	n/a	<	0.0055	µg/L	EPA 525.2	0.0055	0.01	WKL	LB-LCSR
MO-CAM	2012/13-4	Wet	3/8/2013 10:10:00 AM	3/21/2013 8:17:00 PM	Bentazon	n/a	<	0.11	µg/L	EPA 515.3	0.11	2	WKL	
MO-CAM	2012/13-4	Wet	3/8/2013 10:10:00 AM	3/24/2013 6:09:00 AM	beta-BHC	n/a	<	0.0031	µg/L	EPA 608	0.0031	0.005	WKL	
MO-CAM	2012/13-4	Wet	3/8/2013 10:10:00 AM	4/12/2013 4:11:00 AM	Bolstar	n/a	<	0.0046	µg/L	EPA 525.2	0.0046	0.01	WKL	
MO-CAM	2012/13-4	Wet	3/8/2013 10:10:00 AM	3/26/2013 6:29:00 PM	Bromacil	n/a	<	0.038	µg/L	EPA 525.2	0.038	1	WKL	
MO-CAM	2012/13-4	Wet	3/8/2013 10:10:00 AM	3/26/2013 6:29:00 PM	Butachlor	n/a	<	0.017	µg/L	EPA 525.2	0.017	0.2	WKL	
MO-CAM	2012/13-4	Wet	3/8/2013 10:10:00 AM	3/26/2013 6:29:00 PM	Captan	n/a	<	0.86	µg/L	EPA 525.2	0.86	1	WKL	
MO-CAM	2012/13-4	Wet	3/8/2013 10:10:00 AM	3/24/2013 6:09:00 AM	Chlordane (technical)	n/a	<	0.08	µg/L	EPA 608	0.08	0.1	WKL	
MO-CAM	2012/13-4	Wet	3/8/2013 10:10:00 AM	3/26/2013 6:29:00 PM	Chloropropham	n/a	<	0.01	µg/L	EPA 525.2	0.01	0.1	WKL	
MO-CAM	2012/13-4	Wet	3/8/2013 10:10:00 AM	4/12/2013 4:11:00 AM	Chlorpyrifos	n/a	<	0.0069	µg/L	EPA 525.2	0.0069	0.01	WKL	
MO-CAM	2012/13-4	Wet	3/8/2013 10:10:00 AM	4/12/2013 4:11:00 AM	Coumaphos	n/a	<	0.0051	µg/L	EPA 525.2	0.0051	0.01	WKL	
MO-CAM	2012/13-4	Wet	3/8/2013 10:10:00 AM	3/26/2013 6:29:00 PM	Cyanazine	n/a	<	0.024	µg/L	EPA 525.2	0.024	0.1	WKL	
MO-CAM	2012/13-4	Wet	3/8/2013 10:10:00 AM	3/21/2013 8:17:00 PM	Dalapon	n/a	<	0.1	µg/L	EPA 515.3	0.1	0.4	WKL	
MO-CAM	2012/13-4	Wet	3/8/2013 10:10:00 AM	3/21/2013 8:17:00 PM	DCPA (Dacthal)	n/a	<	0.07	µg/L	EPA 515.3	0.07	0.1	WKL	
MO-CAM	2012/13-4	Wet	3/8/2013 10:10:00 AM	3/24/2013 6:09:00 AM	delta-BHC	n/a	<	0.0025	µg/L	EPA 608	0.0025	0.005	WKL	

Appendix G
Laboratory Environmental Analysis Results

Site ID	Event	Event Type	Sample Date	Analysis Date	Constituent	Fraction	Sign	Result	Units	Method	MDL	Reporting Limit	Analyzing Laboratory	Qualifier
MO-CAM	2012/13-4	Wet	3/8/2013 10:10:00 AM	4/12/2013 4:11:00 AM	Demeton-O	n/a	<	0.01	µg/L	EPA 525.2	0.01	0.01	WKL	
MO-CAM	2012/13-4	Wet	3/8/2013 10:10:00 AM	4/12/2013 4:11:00 AM	Demeton-S	n/a	<	0.01	µg/L	EPA 525.2	0.01	0.01	WKL	
MO-CAM	2012/13-4	Wet	3/8/2013 10:10:00 AM	4/12/2013 4:11:00 AM	Diazinon	n/a	<	0.0052	µg/L	EPA 525.2	0.0052	0.01	WKL	
MO-CAM	2012/13-4	Wet	3/8/2013 10:10:00 AM	3/21/2013 8:17:00 PM	Dicamba	n/a	<	0.12	µg/L	EPA 515.3	0.12	0.6	WKL	
MO-CAM	2012/13-4	Wet	3/8/2013 10:10:00 AM	3/21/2013 8:17:00 PM	Dichlorprop	n/a	<	0.08	µg/L	EPA 515.3	0.08	0.3	WKL	
MO-CAM	2012/13-4	Wet	3/8/2013 10:10:00 AM	4/12/2013 4:11:00 AM	Dichlorvos	n/a	<	0.0029	µg/L	EPA 525.2	0.0029	0.01	WKL	
MO-CAM	2012/13-4	Wet	3/8/2013 10:10:00 AM	3/24/2013 6:09:00 AM	Dieldrin	n/a	<	0.0021	µg/L	EPA 608	0.0021	0.01	WKL	
MO-CAM	2012/13-4	Wet	3/8/2013 10:10:00 AM	4/12/2013 4:11:00 AM	Dimethoate	n/a	<	0.0062	µg/L	EPA 525.2	0.0062	0.01	WKL	
MO-CAM	2012/13-4	Wet	3/8/2013 10:10:00 AM	3/21/2013 8:17:00 PM	Dinoseb	n/a	<	0.14	µg/L	EPA 515.3	0.14	0.4	WKL	
MO-CAM	2012/13-4	Wet	3/8/2013 10:10:00 AM	3/26/2013 6:29:00 PM	Diphenamid	n/a	<	0.024	µg/L	EPA 525.2	0.024	0.1	WKL	
MO-CAM	2012/13-4	Wet	3/8/2013 10:10:00 AM	4/12/2013 4:11:00 AM	Disulfoton	n/a	<	0.01	µg/L	EPA 525.2	0.01	0.01	WKL	
MO-CAM	2012/13-4	Wet	3/8/2013 10:10:00 AM	3/24/2013 6:09:00 AM	Endosulfan I	n/a	<	0.0017	µg/L	EPA 608	0.0017	0.02	WKL	
MO-CAM	2012/13-4	Wet	3/8/2013 10:10:00 AM	3/24/2013 6:09:00 AM	Endosulfan II	n/a	<	0.0019	µg/L	EPA 608	0.0019	0.01	WKL	
MO-CAM	2012/13-4	Wet	3/8/2013 10:10:00 AM	3/24/2013 6:09:00 AM	Endosulfan sulfate	n/a	<	0.008	µg/L	EPA 608	0.008	0.05	WKL	
MO-CAM	2012/13-4	Wet	3/8/2013 10:10:00 AM	3/24/2013 6:09:00 AM	Endrin	n/a	<	0.0028	µg/L	EPA 608	0.0028	0.01	WKL	
MO-CAM	2012/13-4	Wet	3/8/2013 10:10:00 AM	3/24/2013 6:09:00 AM	Endrin aldehyde	n/a	<	0.003	µg/L	EPA 608	0.003	0.01	WKL	
MO-CAM	2012/13-4	Wet	3/8/2013 10:10:00 AM	3/26/2013 6:29:00 PM	EPTC	n/a	<	0.017	µg/L	EPA 525.2	0.017	1	WKL	
MO-CAM	2012/13-4	Wet	3/8/2013 10:10:00 AM	4/12/2013 4:11:00 AM	Ethoprop	n/a	<	0.0067	µg/L	EPA 525.2	0.0067	0.01	WKL	
MO-CAM	2012/13-4	Wet	3/8/2013 10:10:00 AM	4/12/2013 4:11:00 AM	Ethyl parathion	n/a	<	0.0054	µg/L	EPA 525.2	0.0054	0.01	WKL	
MO-CAM	2012/13-4	Wet	3/8/2013 10:10:00 AM	4/12/2013 4:11:00 AM	Fensulfothion	n/a	<	0.0029	µg/L	EPA 525.2	0.0029	0.01	WKL	
MO-CAM	2012/13-4	Wet	3/8/2013 10:10:00 AM	4/12/2013 4:11:00 AM	Fenthion	n/a	<	0.0038	µg/L	EPA 525.2	0.0038	0.01	WKL	
MO-CAM	2012/13-4	Wet	3/8/2013 10:10:00 AM	3/24/2013 6:09:00 AM	gamma-BHC (Lindane)	n/a	<	0.0021	µg/L	EPA 608	0.0021	0.02	WKL	
MO-CAM	2012/13-4	Wet	3/8/2013 10:10:00 AM	3/24/2013 6:09:00 AM	gamma-Chlordane	n/a	<	0.0044	µg/L	EPA 608	0.0044	0.01	WKL	
MO-CAM	2012/13-4	Wet	3/8/2013 10:10:00 AM	3/12/2013 4:53:00 PM	Glyphosate	n/a	=	13	µg/L	EPA 547	1.8	5	WKL	
MO-CAM	2012/13-4	Wet	3/8/2013 10:10:00 AM	3/24/2013 6:09:00 AM	Heptachlor	n/a	<	0.0017	µg/L	EPA 608	0.0017	0.01	WKL	
MO-CAM	2012/13-4	Wet	3/8/2013 10:10:00 AM	3/24/2013 6:09:00 AM	Heptachlor epoxide	n/a	<	0.0019	µg/L	EPA 608	0.0019	0.01	WKL	
MO-CAM	2012/13-4	Wet	3/8/2013 10:10:00 AM	4/12/2013 4:11:00 AM	Malathion	n/a	<	0.0076	µg/L	EPA 525.2	0.0076	0.01	WKL	
MO-CAM	2012/13-4	Wet	3/8/2013 10:10:00 AM	4/12/2013 4:11:00 AM	Merphos	n/a	<	0.0058	µg/L	EPA 525.2	0.0058	0.01	WKL	
MO-CAM	2012/13-4	Wet	3/8/2013 10:10:00 AM	3/24/2013 6:09:00 AM	Methoxychlor	n/a	<	0.0054	µg/L	EPA 608	0.0054	0.02	WKL	
MO-CAM	2012/13-4	Wet	3/8/2013 10:10:00 AM	4/12/2013 4:11:00 AM	Methyl parathion	n/a	<	0.0063	µg/L	EPA 525.2	0.0063	0.01	WKL	
MO-CAM	2012/13-4	Wet	3/8/2013 10:10:00 AM	3/26/2013 6:29:00 PM	Metolachlor	n/a	<	0.012	µg/L	EPA 525.2	0.012	0.1	WKL	
MO-CAM	2012/13-4	Wet	3/8/2013 10:10:00 AM	3/26/2013 6:29:00 PM	Metribuzin	n/a	<	0.015	µg/L	EPA 525.2	0.015	0.1	WKL	
MO-CAM	2012/13-4	Wet	3/8/2013 10:10:00 AM	4/12/2013 4:11:00 AM	Mevinphos	n/a	<	0.0042	µg/L	EPA 525.2	0.0042	0.01	WKL	
MO-CAM	2012/13-4	Wet	3/8/2013 10:10:00 AM	3/26/2013 6:29:00 PM	Molinate	n/a	<	0.039	µg/L	EPA 525.2	0.039	0.1	WKL	
MO-CAM	2012/13-4	Wet	3/8/2013 10:10:00 AM	4/12/2013 4:11:00 AM	Naled	n/a	<	0.0076	µg/L	EPA 525.2	0.0076	0.01	WKL	
MO-CAM	2012/13-4	Wet	3/8/2013 10:10:00 AM	3/21/2013 8:17:00 PM	Pentachlorophenol	n/a	<	0.04	µg/L	EPA 515.3	0.04	0.2	WKL	
MO-CAM	2012/13-4	Wet	3/8/2013 10:10:00 AM	4/12/2013 4:11:00 AM	Phorate	n/a	<	0.003	µg/L	EPA 525.2	0.003	0.01	WKL	
MO-CAM	2012/13-4	Wet	3/8/2013 10:10:00 AM	3/21/2013 8:17:00 PM	Picloram	n/a	<	0.05	µg/L	EPA 515.3	0.05	0.6	WKL	
MO-CAM	2012/13-4	Wet	3/8/2013 10:10:00 AM	3/26/2013 6:29:00 PM	Prometon	n/a	<	0.024	µg/L	EPA 525.2	0.024	0.2	WKL	
MO-CAM	2012/13-4	Wet	3/8/2013 10:10:00 AM	3/26/2013 6:29:00 PM	Prometryn	n/a	<	0.036	µg/L	EPA 525.2	0.036	0.1	WKL	
MO-CAM	2012/13-4	Wet	3/8/2013 10:10:00 AM	4/12/2013 4:11:00 AM	Ronnel (Fenchlorphos)	n/a	<	0.0041	µg/L	EPA 525.2	0.0041	0.01	WKL	
MO-CAM	2012/13-4	Wet	3/8/2013 10:10:00 AM	3/26/2013 6:29:00 PM	Simazine	n/a	<	0.015	µg/L	EPA 525.2	0.015	0.1	WKL	
MO-CAM	2012/13-4	Wet	3/8/2013 10:10:00 AM	4/12/2013 4:11:00 AM	Stirophos (Tetrachlorvinphos)	n/a	<	0.0031	µg/L	EPA 525.2	0.0031	0.01	WKL	
MO-CAM	2012/13-4	Wet	3/8/2013 10:10:00 AM	3/26/2013 6:29:00 PM	Terbacil	n/a	<	0.55	µg/L	EPA 525.2	0.55	2	WKL	
MO-CAM	2012/13-4	Wet	3/8/2013 10:10:00 AM	3/26/2013 6:29:00 PM	Thiobencarb	n/a	<	0.025	µg/L	EPA 525.2	0.025	0.2	WKL	
MO-CAM	2012/13-4	Wet	3/8/2013 10:10:00 AM	4/12/2013 4:11:00 AM	Tokuthion	n/a	<	0.0078	µg/L	EPA 525.2	0.0078	0.01	WKL	
MO-CAM	2012/13-4	Wet	3/8/2013 10:10:00 AM	3/24/2013 6:09:00 AM	Toxaphene	n/a	<	0.12	µg/L	EPA 608	0.12	0.5	WKL	
MO-CAM	2012/13-4	Wet	3/8/2013 10:10:00 AM	4/12/2013 4:11:00 AM	Trichloronate	n/a	<	0.0067	µg/L	EPA 525.2	0.0067	0.01	WKL	

Appendix G
Laboratory Environmental Analysis Results

Site ID	Event	Event Type	Sample Date	Analysis Date	Constituent	Fraction	Sign	Result	Units	Method	MDL	Reporting Limit	Analyzing Laboratory	Qualifier
MO-CAM	2012/13-4	Wet	3/8/2013 10:10:00 AM	3/26/2013 6:29:00 PM	Trithion	n/a	<	0.012	µg/L	EPA 525.2	0.012	0.1	WKL	
MO-CAM	2012/13-5	Dry	5/23/2013 11:00:00 AM	6/6/2013 2:13:00 AM	Chloride	n/a	=	190	mg/L	EPA 300.0	5	25	WKL	D
MO-CAM	2012/13-5	Dry	5/23/2013 11:00:00 AM	6/4/2013 11:51:00 PM	Fluoride	n/a	=	0.73	mg/L	EPA 300.0	0.02	0.1	WKL	
MO-CAM	2012/13-5	Dry	5/23/2013 11:00:00 AM	6/4/2013 4:54:00 PM	Perchlorate	n/a	<	0.95	µg/L	EPA 314.0	0.95	2	WKL	
MO-CAM	2012/13-5	Dry	5/23/2013 11:00:00 AM	5/24/2013 8:30:00 AM	E. Coli	n/a	=	1777	MPN/100 mL	MMO-MUG	10	10	VCHCA	D
MO-CAM	2012/13-5	Dry	5/23/2013 11:00:00 AM	5/27/2013 11:29:00 AM	Fecal Coliform	n/a	=	1100	MPN/100 mL	SM 9221 E	2	2	VCHCA	
MO-CAM	2012/13-5	Dry	5/23/2013 11:00:00 AM	5/24/2013 8:30:00 AM	Total Coliform	n/a	=	57300	MPN/100 mL	MMO-MUG	1000	1000	VCHCA	D
MO-CAM	2012/13-5	Dry	5/23/2013 11:00:00 AM	6/19/2013 4:09:00 PM	Calcium	Total	=	147	mg/L	EPA 200.7	0.016	0.1	WKL	
MO-CAM	2012/13-5	Dry	5/23/2013 11:00:00 AM	6/19/2013 4:09:00 PM	Magnesium	Total	=	34.2	mg/L	EPA 200.7	0.012	0.1	WKL	
MO-CAM	2012/13-5	Dry	5/23/2013 11:00:00 AM	6/4/2013 1:05:00 PM	Alkalinity as CaCO3	n/a	=	170	mg/L	SM 2320 B	0.56	2	WKL	
MO-CAM	2012/13-5	Dry	5/23/2013 11:00:00 AM	5/28/2013 5:35:00 PM	BOD	n/a	=	8	mg/L	SM 5210 B	0.1	2	WKL	
MO-CAM	2012/13-5	Dry	5/23/2013 11:00:00 AM	5/31/2013 2:44:00 PM	COD	n/a	=	71	mg/L	EPA 410.4	0.73	5	WKL	
MO-CAM	2012/13-5	Dry	5/23/2013 11:00:00 AM	5/23/2013 11:00:00 AM	Conductivity	n/a	=	1620	µmhos/cm	Field Meter	-88	1	Field Crew	
MO-CAM	2012/13-5	Dry	5/23/2013 11:00:00 AM	6/12/2013 11:27:00 AM	Cyanide	Total	<	0.0027	mg/L	EPA 335.4	0.0027	0.005	WKL	
MO-CAM	2012/13-5	Dry	5/23/2013 11:00:00 AM	5/23/2013 11:00:00 AM	DO	n/a	>	20	mg/L	Field Meter	-88	0.3	Field Crew	
MO-CAM	2012/13-5	Dry	5/23/2013 11:00:00 AM	5/23/2013 11:00:00 AM	DO	n/a	=	274.2	%	Field Meter	-88	0.1	Field Crew	
MO-CAM	2012/13-5	Dry	5/23/2013 11:00:00 AM	6/19/2013 4:09:00 PM	Hardness as CaCO3	Total	=	508	mg/L	EPA 200.7	0.0894	0.662	WKL	
MO-CAM	2012/13-5	Dry	5/23/2013 11:00:00 AM	5/24/2013 11:27:00 AM	MBAS	n/a	=	0.17	mg/L	SM 5540 C	0.019	0.05	WKL	
MO-CAM	2012/13-5	Dry	5/23/2013 11:00:00 AM	5/23/2013 11:00:00 AM	pH	n/a	=	9.64	pH Units	Field Meter	-88	0.01	Field Crew	
MO-CAM	2012/13-5	Dry	5/23/2013 11:00:00 AM	6/10/2013 4:43:00 PM	Phenolics	n/a	=	0.017	mg/L	EPA 420.4	0.0042	0.01	WKL	
MO-CAM	2012/13-5	Dry	5/23/2013 11:00:00 AM	5/23/2013 11:00:00 AM	Salinity	n/a	=	800	mg/L	Field Meter	-88	100	Field Crew	
MO-CAM	2012/13-5	Dry	5/23/2013 11:00:00 AM	5/23/2013 11:00:00 AM	Specific Conductance	n/a	=	1545	µmhos/cm	Field Meter	-88	1	Field Crew	
MO-CAM	2012/13-5	Dry	5/23/2013 11:00:00 AM	5/29/2013 10:15:00 AM	Specific Conductance	n/a	=	1900	µmhos/cm	SM 2510 B	0.47	4	WKL	D
MO-CAM	2012/13-5	Dry	5/23/2013 11:00:00 AM	5/23/2013 11:00:00 AM	Temperature	n/a	=	27.6	°C	Field Meter	-88	0.1	Field Crew	
MO-CAM	2012/13-5	Dry	5/23/2013 11:00:00 AM	5/28/2013 6:05:00 PM	Total Dissolved Solids	n/a	=	1200	mg/L	SM 2540 C	4	10	WKL	
MO-CAM	2012/13-5	Dry	5/23/2013 11:00:00 AM	6/5/2013 12:37:00 PM	Total Organic Carbon	n/a	=	22	mg/L	SM 5310 C	0.09	3	WKL	D
MO-CAM	2012/13-5	Dry	5/23/2013 11:00:00 AM	5/28/2013 1:25:00 PM	Total Suspended Solids	n/a	=	6	mg/L	SM 2540 D	5	5	WKL	
MO-CAM	2012/13-5	Dry	5/23/2013 11:00:00 AM	5/24/2013 5:47:00 PM	Turbidity	n/a	=	3.9	NTU	EPA 180.1	0.024	0.1	WKL	
MO-CAM	2012/13-5	Dry	5/23/2013 11:00:00 AM	5/28/2013 1:25:00 PM	Volatile Suspended Solids	n/a	=	6	mg/L	EPA 160.4	3.1	5	WKL	
MO-CAM	2012/13-5	Dry	5/23/2013 11:00:00 AM	5/31/2013 6:36:00 PM	Oil and Grease	n/a	<	1.3	mg/L	EPA 1664A	1.3	5	WKL	
MO-CAM	2012/13-5	Dry	5/23/2013 11:00:00 AM	5/31/2013 6:36:00 PM	TPH	n/a	<	1.9	mg/L	EPA 1664A	1.9	5	WKL	
MO-CAM	2012/13-5	Dry	5/23/2013 11:00:00 AM	6/15/2013 4:57:00 AM	Aluminum	Dissolved	DNQ	3.9	µg/L	EPA 200.8	2.1	5	WKL	
MO-CAM	2012/13-5	Dry	5/23/2013 11:00:00 AM	6/15/2013 5:05:00 AM	Aluminum	Total	=	16	µg/L	EPA 200.8	2.1	5	WKL	
MO-CAM	2012/13-5	Dry	5/23/2013 11:00:00 AM	6/15/2013 4:57:00 AM	Antimony	Dissolved	=	0.81	µg/L	EPA 200.8	0.034	0.5	WKL	
MO-CAM	2012/13-5	Dry	5/23/2013 11:00:00 AM	6/15/2013 5:05:00 AM	Antimony	Total	=	0.81	µg/L	EPA 200.8	0.034	0.5	WKL	
MO-CAM	2012/13-5	Dry	5/23/2013 11:00:00 AM	6/15/2013 4:57:00 AM	Arsenic	Dissolved	=	2.9	µg/L	EPA 200.8	0.13	0.4	WKL	
MO-CAM	2012/13-5	Dry	5/23/2013 11:00:00 AM	6/15/2013 5:05:00 AM	Arsenic	Total	=	3	µg/L	EPA 200.8	0.13	0.4	WKL	
MO-CAM	2012/13-5	Dry	5/23/2013 11:00:00 AM	6/15/2013 4:57:00 AM	Beryllium	Dissolved	<	0.015	µg/L	EPA 200.8	0.015	0.1	WKL	
MO-CAM	2012/13-5	Dry	5/23/2013 11:00:00 AM	6/15/2013 5:05:00 AM	Beryllium	Total	<	0.015	µg/L	EPA 200.8	0.015	0.1	WKL	
MO-CAM	2012/13-5	Dry	5/23/2013 11:00:00 AM	6/15/2013 4:57:00 AM	Cadmium	Dissolved	=	0.11	µg/L	EPA 200.8	0.017	0.1	WKL	
MO-CAM	2012/13-5	Dry	5/23/2013 11:00:00 AM	6/15/2013 5:05:00 AM	Cadmium	Total	=	0.14	µg/L	EPA 200.8	0.017	0.1	WKL	
MO-CAM	2012/13-5	Dry	5/23/2013 11:00:00 AM	6/15/2013 4:57:00 AM	Chromium	Dissolved	=	0.37	µg/L	EPA 200.8	0.024	0.2	WKL	
MO-CAM	2012/13-5	Dry	5/23/2013 11:00:00 AM	6/15/2013 5:05:00 AM	Chromium	Total	=	0.38	µg/L	EPA 200.8	0.024	0.2	WKL	
MO-CAM	2012/13-5	Dry	5/23/2013 11:00:00 AM	5/29/2013	Chromium VI	n/a	DNQ	0.2	µg/L	EPA 218.6	0.0059	0.3	WKL	
MO-CAM	2012/13-5	Dry	5/23/2013 11:00:00 AM	6/15/2013 4:57:00 AM	Copper	Dissolved	=	21	µg/L	EPA 200.8	0.036	0.5	WKL	
MO-CAM	2012/13-5	Dry	5/23/2013 11:00:00 AM	6/15/2013 5:05:00 AM	Copper	Total	=	20	µg/L	EPA 200.8	0.036	0.5	WKL	
MO-CAM	2012/13-5	Dry	5/23/2013 11:00:00 AM	6/19/2013 4:07:00 PM	Iron	Dissolved	=	15	µg/L	EPA 200.7	1.1	10	WKL	
MO-CAM	2012/13-5	Dry	5/23/2013 11:00:00 AM	6/19/2013 4:09:00 PM	Iron	Total	=	47	µg/L	EPA 200.7	1.1	10	WKL	

Appendix G
Laboratory Environmental Analysis Results

Site ID	Event	Event Type	Sample Date	Analysis Date	Constituent	Fraction	Sign	Result	Units	Method	MDL	Reporting Limit	Analyzing Laboratory	Qualifier
MO-CAM	2012/13-5	Dry	5/23/2013 11:00:00 AM	6/15/2013 4:57:00 AM	Lead	Dissolved	DNQ	0.04	µg/L	EPA 200.8	0.024	0.2	WKL	
MO-CAM	2012/13-5	Dry	5/23/2013 11:00:00 AM	6/15/2013 5:05:00 AM	Lead	Total	DNQ	0.09	µg/L	EPA 200.8	0.024	0.2	WKL	
MO-CAM	2012/13-5	Dry	5/23/2013 11:00:00 AM	6/6/2013 5:53:00 PM	Mercury	Dissolved	<	3.9	ng/L	EPA 245.1	3.9	50	WKL	
MO-CAM	2012/13-5	Dry	5/23/2013 11:00:00 AM	6/6/2013 5:53:00 PM	Mercury	Total	<	3.9	ng/L	EPA 245.1	3.9	50	WKL	
MO-CAM	2012/13-5	Dry	5/23/2013 11:00:00 AM	6/15/2013 4:57:00 AM	Nickel	Dissolved	=	4.3	µg/L	EPA 200.8	0.091	0.8	WKL	
MO-CAM	2012/13-5	Dry	5/23/2013 11:00:00 AM	6/15/2013 5:05:00 AM	Nickel	Total	=	4.3	µg/L	EPA 200.8	0.091	0.8	WKL	
MO-CAM	2012/13-5	Dry	5/23/2013 11:00:00 AM	6/15/2013 4:57:00 AM	Selenium	Dissolved	=	0.42	µg/L	EPA 200.8	0.081	0.4	WKL	
MO-CAM	2012/13-5	Dry	5/23/2013 11:00:00 AM	6/15/2013 5:05:00 AM	Selenium	Total	=	0.45	µg/L	EPA 200.8	0.081	0.4	WKL	
MO-CAM	2012/13-5	Dry	5/23/2013 11:00:00 AM	6/15/2013 4:57:00 AM	Silver	Dissolved	DNQ	0.02	µg/L	EPA 200.8	0.012	0.2	WKL	
MO-CAM	2012/13-5	Dry	5/23/2013 11:00:00 AM	6/15/2013 5:05:00 AM	Silver	Total	DNQ	0.02	µg/L	EPA 200.8	0.012	0.2	WKL	
MO-CAM	2012/13-5	Dry	5/23/2013 11:00:00 AM	6/15/2013 4:57:00 AM	Thallium	Dissolved	<	0.034	µg/L	EPA 200.8	0.034	0.2	WKL	
MO-CAM	2012/13-5	Dry	5/23/2013 11:00:00 AM	6/15/2013 5:05:00 AM	Thallium	Total	<	0.034	µg/L	EPA 200.8	0.034	0.2	WKL	
MO-CAM	2012/13-5	Dry	5/23/2013 11:00:00 AM	6/15/2013 4:57:00 AM	Zinc	Dissolved	=	5	µg/L	EPA 200.8	0.5	5	WKL	
MO-CAM	2012/13-5	Dry	5/23/2013 11:00:00 AM	6/15/2013 5:05:00 AM	Zinc	Total	DNQ	4.7	µg/L	EPA 200.8	0.5	5	WKL	
MO-CAM	2012/13-5	Dry	5/23/2013 11:00:00 AM	6/10/2013 6:08:00 PM	Ammonia as N	n/a	=	0.13	mg/L	EPA 350.1	0.048	0.1	WKL	
MO-CAM	2012/13-5	Dry	5/23/2013 11:00:00 AM	5/24/2013 9:52:00 PM	Nitrate + Nitrite as N	n/a	=	0.23	mg/L	EPA 353.2	0.01	0.1	WKL	
MO-CAM	2012/13-5	Dry	5/23/2013 11:00:00 AM	6/12/2013 9:21:00 PM	Phosphorus as P	Dissolved	=	0.35	mg/L	EPA 365.1	0.0028	0.02	WKL	D
MO-CAM	2012/13-5	Dry	5/23/2013 11:00:00 AM	6/12/2013 8:59:00 PM	Phosphorus as P	Total	=	0.39	mg/L	EPA 365.1	0.0028	0.02	WKL	D
MO-CAM	2012/13-5	Dry	5/23/2013 11:00:00 AM	6/11/2013 2:47:00 PM	TKN	n/a	=	2.9	mg/L	EPA 351.2	0.05	0.1	WKL	
MO-CAM	2012/13-5	Dry	5/23/2013 11:00:00 AM	6/12/2013 7:51:00 PM	1,2,4-Trichlorobenzene	n/a	<	0.55	µg/L	EPA 625	0.55	1	WKL	
MO-CAM	2012/13-5	Dry	5/23/2013 11:00:00 AM	6/12/2013 7:51:00 PM	1,2-Dichlorobenzene	n/a	<	0.57	µg/L	EPA 625	0.57	1	WKL	
MO-CAM	2012/13-5	Dry	5/23/2013 11:00:00 AM	6/12/2013 7:51:00 PM	1,2-Diphenylhydrazine	n/a	<	0.25	µg/L	EPA 625	0.25	1	WKL	
MO-CAM	2012/13-5	Dry	5/23/2013 11:00:00 AM	6/12/2013 7:51:00 PM	1,3-Dichlorobenzene	n/a	<	0.53	µg/L	EPA 625	0.53	1	WKL	
MO-CAM	2012/13-5	Dry	5/23/2013 11:00:00 AM	6/12/2013 7:51:00 PM	1,4-Dichlorobenzene	n/a	<	0.55	µg/L	EPA 625	0.55	1	WKL	
MO-CAM	2012/13-5	Dry	5/23/2013 11:00:00 AM	6/18/2013 9:29:00 AM	1-Methylnaphthalene	n/a	<	0.1	µg/L	EPA 8270Cm	0.1	0.1	WKL	
MO-CAM	2012/13-5	Dry	5/23/2013 11:00:00 AM	6/16/2013 6:52:00 AM	2,4,5-Trichlorophenol	n/a	<	0.29	µg/L	EPA 8270Cm	0.29	1	WKL	
MO-CAM	2012/13-5	Dry	5/23/2013 11:00:00 AM	6/16/2013 6:52:00 AM	2,4,6-Trichlorophenol	n/a	<	0.3	µg/L	EPA 8270Cm	0.3	1	WKL	LB-LCSR
MO-CAM	2012/13-5	Dry	5/23/2013 11:00:00 AM	6/16/2013 6:52:00 AM	2,4-Dichlorophenol	n/a	<	0.51	µg/L	EPA 8270Cm	0.51	1	WKL	LB-LCSR
MO-CAM	2012/13-5	Dry	5/23/2013 11:00:00 AM	6/16/2013 6:52:00 AM	2,4-Dimethylphenol	n/a	<	1	µg/L	EPA 8270Cm	1	2	WKL	
MO-CAM	2012/13-5	Dry	5/23/2013 11:00:00 AM	6/16/2013 6:52:00 AM	2,4-Dinitrophenol	n/a	<	1	µg/L	EPA 8270Cm	1	2	WKL	
MO-CAM	2012/13-5	Dry	5/23/2013 11:00:00 AM	6/12/2013 7:51:00 PM	2,4-Dinitrotoluene	n/a	<	0.18	µg/L	EPA 625	0.18	1	WKL	
MO-CAM	2012/13-5	Dry	5/23/2013 11:00:00 AM	6/12/2013 7:51:00 PM	2,6-Dinitrotoluene	n/a	<	0.27	µg/L	EPA 625	0.27	1	WKL	
MO-CAM	2012/13-5	Dry	5/23/2013 11:00:00 AM	6/12/2013 7:51:00 PM	2-Chloronaphthalene	n/a	<	0.45	µg/L	EPA 625	0.45	1	WKL	
MO-CAM	2012/13-5	Dry	5/23/2013 11:00:00 AM	6/16/2013 6:52:00 AM	2-Chlorophenol	n/a	<	0.65	µg/L	EPA 8270Cm	0.65	1	WKL	LB-LCSR
MO-CAM	2012/13-5	Dry	5/23/2013 11:00:00 AM	6/18/2013 9:29:00 AM	2-Methylnaphthalene	n/a	<	0.1	µg/L	EPA 8270Cm	0.1	0.1	WKL	
MO-CAM	2012/13-5	Dry	5/23/2013 11:00:00 AM	6/16/2013 6:52:00 AM	2-Methylphenol	n/a	<	0.34	µg/L	EPA 8270Cm	0.34	1	WKL	
MO-CAM	2012/13-5	Dry	5/23/2013 11:00:00 AM	6/16/2013 6:52:00 AM	2-Nitrophenol	n/a	<	0.71	µg/L	EPA 8270Cm	0.71	1	WKL	
MO-CAM	2012/13-5	Dry	5/23/2013 11:00:00 AM	6/12/2013 7:51:00 PM	3,3'-Dichlorobenzidine	n/a	<	1.2	µg/L	EPA 625	1.2	5	WKL	
MO-CAM	2012/13-5	Dry	5/23/2013 11:00:00 AM	6/16/2013 6:52:00 AM	3-/4-Methylphenol	n/a	<	0.3	µg/L	EPA 8270Cm	0.3	1	WKL	
MO-CAM	2012/13-5	Dry	5/23/2013 11:00:00 AM	6/16/2013 6:52:00 AM	4,6-Dinitro-2-methylphenol	n/a	<	0.14	µg/L	EPA 8270Cm	0.14	1	WKL	LB-LCSR
MO-CAM	2012/13-5	Dry	5/23/2013 11:00:00 AM	6/12/2013 7:51:00 PM	4-Bromophenyl phenyl ether	n/a	<	0.36	µg/L	EPA 625	0.36	1	WKL	
MO-CAM	2012/13-5	Dry	5/23/2013 11:00:00 AM	6/16/2013 6:52:00 AM	4-Chloro-3-methylphenol	n/a	<	0.37	µg/L	EPA 8270Cm	0.37	1	WKL	LB-LCSR
MO-CAM	2012/13-5	Dry	5/23/2013 11:00:00 AM	6/12/2013 7:51:00 PM	4-Chlorophenyl phenyl ether	n/a	<	0.41	µg/L	EPA 625	0.41	1	WKL	
MO-CAM	2012/13-5	Dry	5/23/2013 11:00:00 AM	6/16/2013 6:52:00 AM	4-Nitrophenol	n/a	DNQ	1.3	µg/L	EPA 8270Cm	1	2	WKL	
MO-CAM	2012/13-5	Dry	5/23/2013 11:00:00 AM	6/18/2013 9:29:00 AM	Acenaphthene	n/a	<	0.1	µg/L	EPA 8270Cm	0.1	0.1	WKL	
MO-CAM	2012/13-5	Dry	5/23/2013 11:00:00 AM	6/18/2013 9:29:00 AM	Acenaphthylene	n/a	=	0.1	µg/L	EPA 8270Cm	0.1	0.1	WKL	
MO-CAM	2012/13-5	Dry	5/23/2013 11:00:00 AM	6/18/2013 9:29:00 AM	Anthracene	n/a	<	0.1	µg/L	EPA 8270Cm	0.1	0.1	WKL	
MO-CAM	2012/13-5	Dry	5/23/2013 11:00:00 AM	6/18/2013 9:29:00 AM	Benz(a)anthracene	n/a	<	0.1	µg/L	EPA 8270Cm	0.1	0.1	WKL	

Appendix G
Laboratory Environmental Analysis Results

Site ID	Event	Event Type	Sample Date	Analysis Date	Constituent	Fraction	Sign	Result	Units	Method	MDL	Reporting Limit	Analyzing Laboratory	Qualifier
MO-CAM	2012/13-5	Dry	5/23/2013 11:00:00 AM	6/12/2013 7:51:00 PM	Benzidine	n/a	<	3.7	µg/L	EPA 625	3.7	10	WKL	
MO-CAM	2012/13-5	Dry	5/23/2013 11:00:00 AM	6/11/2013 9:08:00 PM	Benzo(a)pyrene	n/a	<	0.07	µg/L	EPA 525.2	0.07	0.1	WKL	
MO-CAM	2012/13-5	Dry	5/23/2013 11:00:00 AM	6/18/2013 9:29:00 AM	Benzo(b)fluoranthene	n/a	<	0.1	µg/L	EPA 8270Cm	0.1	0.1	WKL	
MO-CAM	2012/13-5	Dry	5/23/2013 11:00:00 AM	6/18/2013 9:29:00 AM	Benzo(g,h,i)perylene	n/a	<	0.1	µg/L	EPA 8270Cm	0.1	0.1	WKL	
MO-CAM	2012/13-5	Dry	5/23/2013 11:00:00 AM	6/18/2013 9:29:00 AM	Benzo(k)fluoranthene	n/a	<	0.1	µg/L	EPA 8270Cm	0.1	0.1	WKL	
MO-CAM	2012/13-5	Dry	5/23/2013 11:00:00 AM	6/12/2013 7:51:00 PM	Bis(2-chloroethoxy)methane	n/a	<	0.25	µg/L	EPA 625	0.25	1	WKL	
MO-CAM	2012/13-5	Dry	5/23/2013 11:00:00 AM	6/12/2013 7:51:00 PM	Bis(2-chloroethyl)ether	n/a	<	0.27	µg/L	EPA 625	0.27	1	WKL	
MO-CAM	2012/13-5	Dry	5/23/2013 11:00:00 AM	6/12/2013 7:51:00 PM	Bis(2-chloroisopropyl)ether	n/a	<	0.38	µg/L	EPA 625	0.38	1	WKL	
MO-CAM	2012/13-5	Dry	5/23/2013 11:00:00 AM	6/11/2013 9:08:00 PM	Bis(2-ethylhexyl)adipate	n/a	<	0.1	µg/L	EPA 525.2	0.1	5	WKL	
MO-CAM	2012/13-5	Dry	5/23/2013 11:00:00 AM	6/11/2013 9:08:00 PM	Bis(2-ethylhexyl)phthalate	n/a	<	1.1	µg/L	EPA 525.2	1.1	3	WKL	
MO-CAM	2012/13-5	Dry	5/23/2013 11:00:00 AM	6/12/2013 7:51:00 PM	Butyl benzyl phthalate	n/a	DNQ	0.61	µg/L	EPA 625	0.18	1	WKL	
MO-CAM	2012/13-5	Dry	5/23/2013 11:00:00 AM	6/18/2013 9:29:00 AM	Chrysene	n/a	<	0.1	µg/L	EPA 8270Cm	0.1	0.1	WKL	
MO-CAM	2012/13-5	Dry	5/23/2013 11:00:00 AM	6/18/2013 9:29:00 AM	Dibenz(a,h)anthracene	n/a	=	0.1	µg/L	EPA 8270Cm	0.1	0.1	WKL	
MO-CAM	2012/13-5	Dry	5/23/2013 11:00:00 AM	6/12/2013 7:51:00 PM	Diethyl phthalate	n/a	=	1.5	µg/L	EPA 625	0.15	1	WKL	
MO-CAM	2012/13-5	Dry	5/23/2013 11:00:00 AM	6/12/2013 7:51:00 PM	Dimethyl phthalate	n/a	<	0.18	µg/L	EPA 625	0.18	1	WKL	
MO-CAM	2012/13-5	Dry	5/23/2013 11:00:00 AM	6/12/2013 7:51:00 PM	Di-n-butylphthalate	n/a	DNQ	0.44	µg/L	EPA 625	0.24	1	WKL	
MO-CAM	2012/13-5	Dry	5/23/2013 11:00:00 AM	6/12/2013 7:51:00 PM	Di-n-octylphthalate	n/a	<	0.19	µg/L	EPA 625	0.19	1	WKL	
MO-CAM	2012/13-5	Dry	5/23/2013 11:00:00 AM	6/18/2013 9:29:00 AM	Fluoranthene	n/a	<	0.1	µg/L	EPA 8270Cm	0.1	0.1	WKL	
MO-CAM	2012/13-5	Dry	5/23/2013 11:00:00 AM	6/18/2013 9:29:00 AM	Fluorene	n/a	<	0.1	µg/L	EPA 8270Cm	0.1	0.1	WKL	
MO-CAM	2012/13-5	Dry	5/23/2013 11:00:00 AM	6/12/2013 7:51:00 PM	Hexachlorobenzene	n/a	<	0.49	µg/L	EPA 625	0.49	1	WKL	
MO-CAM	2012/13-5	Dry	5/23/2013 11:00:00 AM	6/12/2013 7:51:00 PM	Hexachlorobutadiene	n/a	<	0.47	µg/L	EPA 625	0.47	1	WKL	
MO-CAM	2012/13-5	Dry	5/23/2013 11:00:00 AM	6/12/2013 7:51:00 PM	Hexachlorocyclopentadiene	n/a	<	1.5	µg/L	EPA 625	1.5	5	WKL	
MO-CAM	2012/13-5	Dry	5/23/2013 11:00:00 AM	6/12/2013 7:51:00 PM	Hexachloroethane	n/a	<	0.52	µg/L	EPA 625	0.52	1	WKL	
MO-CAM	2012/13-5	Dry	5/23/2013 11:00:00 AM	6/18/2013 9:29:00 AM	Indeno(1,2,3-cd)pyrene	n/a	=	0.12	µg/L	EPA 8270Cm	0.1	0.1	WKL	
MO-CAM	2012/13-5	Dry	5/23/2013 11:00:00 AM	6/12/2013 7:51:00 PM	Isophorone	n/a	<	0.21	µg/L	EPA 625	0.21	1	WKL	
MO-CAM	2012/13-5	Dry	5/23/2013 11:00:00 AM	5/25/2013 3:06:00 AM	Methyl tert-butyl ether (MTBE)	n/a	<	0.19	µg/L	EPA 524.2	0.19	2	WKL	
MO-CAM	2012/13-5	Dry	5/23/2013 11:00:00 AM	6/18/2013 9:29:00 AM	Naphthalene	n/a	<	0.1	µg/L	EPA 8270Cm	0.1	0.1	WKL	
MO-CAM	2012/13-5	Dry	5/23/2013 11:00:00 AM	6/12/2013 7:51:00 PM	Nitrobenzene	n/a	<	0.36	µg/L	EPA 625	0.36	1	WKL	
MO-CAM	2012/13-5	Dry	5/23/2013 11:00:00 AM	6/12/2013 7:51:00 PM	N-Nitrosodimethylamine	n/a	<	0.14	µg/L	EPA 625	0.14	1	WKL	
MO-CAM	2012/13-5	Dry	5/23/2013 11:00:00 AM	6/12/2013 7:51:00 PM	N-Nitrosodi-N-propylamine	n/a	<	0.26	µg/L	EPA 625	0.26	1	WKL	
MO-CAM	2012/13-5	Dry	5/23/2013 11:00:00 AM	6/12/2013 7:51:00 PM	N-Nitrosodiphenylamine	n/a	<	0.19	µg/L	EPA 625	0.19	1	WKL	
MO-CAM	2012/13-5	Dry	5/23/2013 11:00:00 AM	6/18/2013 9:29:00 AM	Phenanthrene	n/a	<	0.1	µg/L	EPA 8270Cm	0.1	0.1	WKL	
MO-CAM	2012/13-5	Dry	5/23/2013 11:00:00 AM	6/16/2013 6:52:00 AM	Phenol	n/a	<	0.35	µg/L	EPA 8270Cm	0.35	1	WKL	
MO-CAM	2012/13-5	Dry	5/23/2013 11:00:00 AM	6/18/2013 9:29:00 AM	Pyrene	n/a	<	0.1	µg/L	EPA 8270Cm	0.1	0.1	WKL	
MO-CAM	2012/13-5	Dry	5/23/2013 11:00:00 AM	6/16/2013 5:09:00 AM	PCB Aroclor 1016	n/a	<	0.05	µg/L	EPA 608	0.05	0.5	WKL	
MO-CAM	2012/13-5	Dry	5/23/2013 11:00:00 AM	6/16/2013 5:09:00 AM	PCB Aroclor 1221	n/a	<	0.06	µg/L	EPA 608	0.06	0.5	WKL	
MO-CAM	2012/13-5	Dry	5/23/2013 11:00:00 AM	6/16/2013 5:09:00 AM	PCB Aroclor 1232	n/a	<	0.15	µg/L	EPA 608	0.15	0.5	WKL	
MO-CAM	2012/13-5	Dry	5/23/2013 11:00:00 AM	6/16/2013 5:09:00 AM	PCB Aroclor 1242	n/a	<	0.07	µg/L	EPA 608	0.07	0.5	WKL	
MO-CAM	2012/13-5	Dry	5/23/2013 11:00:00 AM	6/16/2013 5:09:00 AM	PCB Aroclor 1248	n/a	<	0.06	µg/L	EPA 608	0.06	0.5	WKL	
MO-CAM	2012/13-5	Dry	5/23/2013 11:00:00 AM	6/16/2013 5:09:00 AM	PCB Aroclor 1254	n/a	<	0.04	µg/L	EPA 608	0.04	0.5	WKL	
MO-CAM	2012/13-5	Dry	5/23/2013 11:00:00 AM	6/16/2013 5:09:00 AM	PCB Aroclor 1260	n/a	<	0.04	µg/L	EPA 608	0.04	0.5	WKL	
MO-CAM	2012/13-5	Dry	5/23/2013 11:00:00 AM	6/7/2013 2:22:00 AM	2,4,5-T	n/a	<	0.07	µg/L	EPA 515.3	0.07	0.2	WKL	
MO-CAM	2012/13-5	Dry	5/23/2013 11:00:00 AM	6/7/2013 2:22:00 AM	2,4,5-TP	n/a	<	0.09	µg/L	EPA 515.3	0.09	0.2	WKL	
MO-CAM	2012/13-5	Dry	5/23/2013 11:00:00 AM	6/7/2013 2:22:00 AM	2,4-D	n/a	<	0.07	µg/L	EPA 515.3	0.07	0.4	WKL	
MO-CAM	2012/13-5	Dry	5/23/2013 11:00:00 AM	6/7/2013 2:22:00 AM	2,4-DB	n/a	<	0.07	µg/L	EPA 515.3	0.07	2	WKL	
MO-CAM	2012/13-5	Dry	5/23/2013 11:00:00 AM	6/7/2013 2:22:00 AM	3,5-Dichlorobenzoic acid	n/a	<	0.09	µg/L	EPA 515.3	0.09	1	WKL	
MO-CAM	2012/13-5	Dry	5/23/2013 11:00:00 AM	6/16/2013 5:09:00 AM	4,4'-DDD	n/a	<	0.003	µg/L	EPA 608	0.003	0.05	WKL	
MO-CAM	2012/13-5	Dry	5/23/2013 11:00:00 AM	6/16/2013 5:09:00 AM	4,4'-DDE	n/a	<	0.0025	µg/L	EPA 608	0.0025	0.05	WKL	

Appendix G
Laboratory Environmental Analysis Results

Site ID	Event	Event Type	Sample Date	Analysis Date	Constituent	Fraction	Sign	Result	Units	Method	MDL	Reporting Limit	Analyzing Laboratory	Qualifier
MO-CAM	2012/13-5	Dry	5/23/2013 11:00:00 AM	6/16/2013 5:09:00 AM	4,4'-DDT	n/a	<	0.0031	µg/L	EPA 608	0.0031	0.01	WKL	
MO-CAM	2012/13-5	Dry	5/23/2013 11:00:00 AM	6/7/2013 2:22:00 AM	Acifluorfen	n/a	<	0.06	µg/L	EPA 515.3	0.06	0.4	WKL	
MO-CAM	2012/13-5	Dry	5/23/2013 11:00:00 AM	6/11/2013 9:08:00 PM	Alachlor	n/a	<	0.022	µg/L	EPA 525.2	0.022	0.1	WKL	
MO-CAM	2012/13-5	Dry	5/23/2013 11:00:00 AM	6/16/2013 5:09:00 AM	Aldrin	n/a	<	0.0015	µg/L	EPA 608	0.0015	0.005	WKL	
MO-CAM	2012/13-5	Dry	5/23/2013 11:00:00 AM	6/16/2013 5:09:00 AM	alpha-BHC	n/a	<	0.0018	µg/L	EPA 608	0.0018	0.01	WKL	
MO-CAM	2012/13-5	Dry	5/23/2013 11:00:00 AM	6/16/2013 5:09:00 AM	alpha-Chlordane	n/a	<	0.0041	µg/L	EPA 608	0.0041	0.01	WKL	
MO-CAM	2012/13-5	Dry	5/23/2013 11:00:00 AM	6/11/2013 9:08:00 PM	Atrazine	n/a	<	0.034	µg/L	EPA 525.2	0.034	0.1	WKL	
MO-CAM	2012/13-5	Dry	5/23/2013 11:00:00 AM	6/13/2013 6:28:00 PM	Azinphos methyl	n/a	<	0.0055	µg/L	EPA 525.2	0.0055	0.01	WKL	
MO-CAM	2012/13-5	Dry	5/23/2013 11:00:00 AM	6/7/2013 2:22:00 AM	Bentazon	n/a	<	0.11	µg/L	EPA 515.3	0.11	2	WKL	
MO-CAM	2012/13-5	Dry	5/23/2013 11:00:00 AM	6/16/2013 5:09:00 AM	beta-BHC	n/a	<	0.0031	µg/L	EPA 608	0.0031	0.005	WKL	
MO-CAM	2012/13-5	Dry	5/23/2013 11:00:00 AM	6/13/2013 6:28:00 PM	Bolstar	n/a	<	0.0046	µg/L	EPA 525.2	0.0046	0.01	WKL	
MO-CAM	2012/13-5	Dry	5/23/2013 11:00:00 AM	6/11/2013 9:08:00 PM	Bromacil	n/a	<	0.038	µg/L	EPA 525.2	0.038	1	WKL	
MO-CAM	2012/13-5	Dry	5/23/2013 11:00:00 AM	6/11/2013 9:08:00 PM	Butachlor	n/a	<	0.017	µg/L	EPA 525.2	0.017	0.2	WKL	
MO-CAM	2012/13-5	Dry	5/23/2013 11:00:00 AM	6/11/2013 9:08:00 PM	Captan	n/a	<	0.86	µg/L	EPA 525.2	0.86	1	WKL	
MO-CAM	2012/13-5	Dry	5/23/2013 11:00:00 AM	6/16/2013 5:09:00 AM	Chlordane (technical)	n/a	<	0.08	µg/L	EPA 608	0.08	0.1	WKL	
MO-CAM	2012/13-5	Dry	5/23/2013 11:00:00 AM	6/11/2013 9:08:00 PM	Chloropropham	n/a	<	0.01	µg/L	EPA 525.2	0.01	0.1	WKL	
MO-CAM	2012/13-5	Dry	5/23/2013 11:00:00 AM	6/13/2013 6:28:00 PM	Chlorpyrifos	n/a	<	0.0069	µg/L	EPA 525.2	0.0069	0.01	WKL	
MO-CAM	2012/13-5	Dry	5/23/2013 11:00:00 AM	6/13/2013 6:28:00 PM	Coumaphos	n/a	<	0.0051	µg/L	EPA 525.2	0.0051	0.01	WKL	
MO-CAM	2012/13-5	Dry	5/23/2013 11:00:00 AM	6/11/2013 9:08:00 PM	Cyanazine	n/a	<	0.024	µg/L	EPA 525.2	0.024	0.1	WKL	
MO-CAM	2012/13-5	Dry	5/23/2013 11:00:00 AM	6/7/2013 2:22:00 AM	Dalapon	n/a	<	0.1	µg/L	EPA 515.3	0.1	0.4	WKL	
MO-CAM	2012/13-5	Dry	5/23/2013 11:00:00 AM	6/7/2013 2:22:00 AM	DCPA (Dacthal)	n/a	=	2.2	µg/L	EPA 515.3	0.07	0.1	WKL	
MO-CAM	2012/13-5	Dry	5/23/2013 11:00:00 AM	6/16/2013 5:09:00 AM	delta-BHC	n/a	<	0.0025	µg/L	EPA 608	0.0025	0.005	WKL	
MO-CAM	2012/13-5	Dry	5/23/2013 11:00:00 AM	6/13/2013 6:28:00 PM	Demeton-O	n/a	<	0.01	µg/L	EPA 525.2	0.01	0.01	WKL	
MO-CAM	2012/13-5	Dry	5/23/2013 11:00:00 AM	6/13/2013 6:28:00 PM	Demeton-S	n/a	<	0.01	µg/L	EPA 525.2	0.01	0.01	WKL	
MO-CAM	2012/13-5	Dry	5/23/2013 11:00:00 AM	6/13/2013 6:28:00 PM	Diazinon	n/a	=	0.013	µg/L	EPA 525.2	0.0052	0.01	WKL	
MO-CAM	2012/13-5	Dry	5/23/2013 11:00:00 AM	6/7/2013 2:22:00 AM	Dicamba	n/a	<	0.12	µg/L	EPA 515.3	0.12	0.6	WKL	
MO-CAM	2012/13-5	Dry	5/23/2013 11:00:00 AM	6/7/2013 2:22:00 AM	Dichlorprop	n/a	<	0.08	µg/L	EPA 515.3	0.08	0.3	WKL	
MO-CAM	2012/13-5	Dry	5/23/2013 11:00:00 AM	6/13/2013 6:28:00 PM	Dichlorvos	n/a	<	0.0029	µg/L	EPA 525.2	0.0029	0.01	WKL	
MO-CAM	2012/13-5	Dry	5/23/2013 11:00:00 AM	6/16/2013 5:09:00 AM	Dieldrin	n/a	<	0.0021	µg/L	EPA 608	0.0021	0.01	WKL	
MO-CAM	2012/13-5	Dry	5/23/2013 11:00:00 AM	6/13/2013 6:28:00 PM	Dimethoate	n/a	<	0.0062	µg/L	EPA 525.2	0.0062	0.01	WKL	
MO-CAM	2012/13-5	Dry	5/23/2013 11:00:00 AM	6/7/2013 2:22:00 AM	Dinoseb	n/a	<	0.14	µg/L	EPA 515.3	0.14	0.4	WKL	
MO-CAM	2012/13-5	Dry	5/23/2013 11:00:00 AM	6/11/2013 9:08:00 PM	Diphenamid	n/a	<	0.024	µg/L	EPA 525.2	0.024	0.1	WKL	
MO-CAM	2012/13-5	Dry	5/23/2013 11:00:00 AM	6/13/2013 6:28:00 PM	Disulfoton	n/a	<	0.01	µg/L	EPA 525.2	0.01	0.01	WKL	
MO-CAM	2012/13-5	Dry	5/23/2013 11:00:00 AM	6/16/2013 5:09:00 AM	Endosulfan I	n/a	<	0.0017	µg/L	EPA 608	0.0017	0.02	WKL	
MO-CAM	2012/13-5	Dry	5/23/2013 11:00:00 AM	6/16/2013 5:09:00 AM	Endosulfan II	n/a	<	0.0019	µg/L	EPA 608	0.0019	0.01	WKL	
MO-CAM	2012/13-5	Dry	5/23/2013 11:00:00 AM	6/16/2013 5:09:00 AM	Endosulfan sulfate	n/a	<	0.008	µg/L	EPA 608	0.008	0.05	WKL	
MO-CAM	2012/13-5	Dry	5/23/2013 11:00:00 AM	6/16/2013 5:09:00 AM	Endrin	n/a	<	0.0028	µg/L	EPA 608	0.0028	0.01	WKL	
MO-CAM	2012/13-5	Dry	5/23/2013 11:00:00 AM	6/16/2013 5:09:00 AM	Endrin aldehyde	n/a	<	0.003	µg/L	EPA 608	0.003	0.01	WKL	
MO-CAM	2012/13-5	Dry	5/23/2013 11:00:00 AM	6/11/2013 9:08:00 PM	EPTC	n/a	<	0.017	µg/L	EPA 525.2	0.017	1	WKL	
MO-CAM	2012/13-5	Dry	5/23/2013 11:00:00 AM	6/13/2013 6:28:00 PM	Ethoprop	n/a	<	0.0067	µg/L	EPA 525.2	0.0067	0.01	WKL	
MO-CAM	2012/13-5	Dry	5/23/2013 11:00:00 AM	6/13/2013 6:28:00 PM	Ethyl parathion	n/a	<	0.0054	µg/L	EPA 525.2	0.0054	0.01	WKL	
MO-CAM	2012/13-5	Dry	5/23/2013 11:00:00 AM	6/13/2013 6:28:00 PM	Fensulfothion	n/a	<	0.0029	µg/L	EPA 525.2	0.0029	0.01	WKL	
MO-CAM	2012/13-5	Dry	5/23/2013 11:00:00 AM	6/13/2013 6:28:00 PM	Fenthion	n/a	<	0.0038	µg/L	EPA 525.2	0.0038	0.01	WKL	
MO-CAM	2012/13-5	Dry	5/23/2013 11:00:00 AM	6/16/2013 5:09:00 AM	gamma-BHC (Lindane)	n/a	<	0.0021	µg/L	EPA 608	0.0021	0.02	WKL	
MO-CAM	2012/13-5	Dry	5/23/2013 11:00:00 AM	6/16/2013 5:09:00 AM	gamma-Chlordane	n/a	<	0.0044	µg/L	EPA 608	0.0044	0.01	WKL	
MO-CAM	2012/13-5	Dry	5/23/2013 11:00:00 AM	5/31/2013 2:44:00 PM	Glyphosate	n/a	DNQ	2.6	µg/L	EPA 547	1.8	5	WKL	
MO-CAM	2012/13-5	Dry	5/23/2013 11:00:00 AM	6/16/2013 5:09:00 AM	Heptachlor	n/a	<	0.0017	µg/L	EPA 608	0.0017	0.01	WKL	
MO-CAM	2012/13-5	Dry	5/23/2013 11:00:00 AM	6/16/2013 5:09:00 AM	Heptachlor epoxide	n/a	<	0.0019	µg/L	EPA 608	0.0019	0.01	WKL	

Appendix G
Laboratory Environmental Analysis Results

Site ID	Event	Event Type	Sample Date	Analysis Date	Constituent	Fraction	Sign	Result	Units	Method	MDL	Reporting Limit	Analyzing Laboratory	Qualifier
MO-CAM	2012/13-5	Dry	5/23/2013 11:00:00 AM	6/13/2013 6:28:00 PM	Malathion	n/a	<	0.0076	µg/L	EPA 525.2	0.0076	0.01	WKL	
MO-CAM	2012/13-5	Dry	5/23/2013 11:00:00 AM	6/13/2013 6:28:00 PM	Merphos	n/a	<	0.0058	µg/L	EPA 525.2	0.0058	0.01	WKL	
MO-CAM	2012/13-5	Dry	5/23/2013 11:00:00 AM	6/16/2013 5:09:00 AM	Methoxychlor	n/a	<	0.0054	µg/L	EPA 608	0.0054	0.02	WKL	
MO-CAM	2012/13-5	Dry	5/23/2013 11:00:00 AM	6/13/2013 6:28:00 PM	Methyl parathion	n/a	<	0.0063	µg/L	EPA 525.2	0.0063	0.01	WKL	
MO-CAM	2012/13-5	Dry	5/23/2013 11:00:00 AM	6/11/2013 9:08:00 PM	Metolachlor	n/a	<	0.012	µg/L	EPA 525.2	0.012	0.1	WKL	
MO-CAM	2012/13-5	Dry	5/23/2013 11:00:00 AM	6/11/2013 9:08:00 PM	Metribuzin	n/a	<	0.015	µg/L	EPA 525.2	0.015	0.1	WKL	
MO-CAM	2012/13-5	Dry	5/23/2013 11:00:00 AM	6/13/2013 6:28:00 PM	Mevinphos	n/a	<	0.0042	µg/L	EPA 525.2	0.0042	0.01	WKL	
MO-CAM	2012/13-5	Dry	5/23/2013 11:00:00 AM	6/11/2013 9:08:00 PM	Molinate	n/a	<	0.039	µg/L	EPA 525.2	0.039	0.1	WKL	
MO-CAM	2012/13-5	Dry	5/23/2013 11:00:00 AM	6/13/2013 6:28:00 PM	Naled	n/a	<	0.0076	µg/L	EPA 525.2	0.0076	0.01	WKL	
MO-CAM	2012/13-5	Dry	5/23/2013 11:00:00 AM	6/7/2013 2:22:00 AM	Pentachlorophenol	n/a	<	0.04	µg/L	EPA 515.3	0.04	0.2	WKL	
MO-CAM	2012/13-5	Dry	5/23/2013 11:00:00 AM	6/13/2013 6:28:00 PM	Phorate	n/a	<	0.003	µg/L	EPA 525.2	0.003	0.01	WKL	
MO-CAM	2012/13-5	Dry	5/23/2013 11:00:00 AM	6/7/2013 2:22:00 AM	Picloram	n/a	<	0.05	µg/L	EPA 515.3	0.05	0.6	WKL	
MO-CAM	2012/13-5	Dry	5/23/2013 11:00:00 AM	6/11/2013 9:08:00 PM	Prometon	n/a	<	0.024	µg/L	EPA 525.2	0.024	0.2	WKL	
MO-CAM	2012/13-5	Dry	5/23/2013 11:00:00 AM	6/11/2013 9:08:00 PM	Prometryn	n/a	<	0.036	µg/L	EPA 525.2	0.036	0.1	WKL	
MO-CAM	2012/13-5	Dry	5/23/2013 11:00:00 AM	6/13/2013 6:28:00 PM	Ronnel (Fenchlorphos)	n/a	<	0.0041	µg/L	EPA 525.2	0.0041	0.01	WKL	
MO-CAM	2012/13-5	Dry	5/23/2013 11:00:00 AM	6/11/2013 9:08:00 PM	Simazine	n/a	<	0.015	µg/L	EPA 525.2	0.015	0.1	WKL	
MO-CAM	2012/13-5	Dry	5/23/2013 11:00:00 AM	6/13/2013 6:28:00 PM	Stirophos (Tetrachlorvinphos)	n/a	<	0.0031	µg/L	EPA 525.2	0.0031	0.01	WKL	
MO-CAM	2012/13-5	Dry	5/23/2013 11:00:00 AM	6/11/2013 9:08:00 PM	Terbacil	n/a	<	0.55	µg/L	EPA 525.2	0.55	2	WKL	
MO-CAM	2012/13-5	Dry	5/23/2013 11:00:00 AM	6/11/2013 9:08:00 PM	Thiobencarb	n/a	<	0.025	µg/L	EPA 525.2	0.025	0.2	WKL	
MO-CAM	2012/13-5	Dry	5/23/2013 11:00:00 AM	6/13/2013 6:28:00 PM	Tokuthion	n/a	<	0.0078	µg/L	EPA 525.2	0.0078	0.01	WKL	
MO-CAM	2012/13-5	Dry	5/23/2013 11:00:00 AM	6/16/2013 5:09:00 AM	Toxaphene	n/a	<	0.12	µg/L	EPA 608	0.12	0.5	WKL	
MO-CAM	2012/13-5	Dry	5/23/2013 11:00:00 AM	6/13/2013 6:28:00 PM	Trichloronate	n/a	<	0.0067	µg/L	EPA 525.2	0.0067	0.01	WKL	
MO-CAM	2012/13-5	Dry	5/23/2013 11:00:00 AM	6/11/2013 9:08:00 PM	Trithion	n/a	<	0.012	µg/L	EPA 525.2	0.012	0.1	WKL	
MO-CAM	2013-DRY	Dry	8/13/2013 12:40:00 PM	8/14/2013 9:00:00 AM	E. Coli	n/a	<	10	MPN/100 mL	MMO-MUG	10	10	VCHCA	
MO-CAM	2013-DRY	Dry	8/13/2013 12:40:00 PM	8/14/2013 9:00:00 AM	Total Coliform	n/a	=	259	MPN/100 mL	MMO-MUG	10	10	VCHCA	
MO-CAM	2013-DRY	Dry	8/13/2013 12:40:00 PM	8/22/2013 11:55:00 AM	Calcium	Total	=	142	mg/L	EPA 200.7	0.016	0.1	WKL	
MO-CAM	2013-DRY	Dry	8/13/2013 12:40:00 PM	8/22/2013 11:55:00 AM	Magnesium	Total	=	16.1	mg/L	EPA 200.7	0.012	0.1	WKL	
MO-CAM	2013-DRY	Dry	8/13/2013 12:40:00 PM	8/13/2013 12:40:00 PM	Conductivity	n/a	=	2002	µmhos/cm	Field Meter	-88	1	Field Crew	
MO-CAM	2013-DRY	Dry	8/13/2013 12:40:00 PM	8/13/2013 12:40:00 PM	Discharge	n/a	=	0.02	cfs	Field Estimate	-88	-88	Field Crew	
MO-CAM	2013-DRY	Dry	8/13/2013 12:40:00 PM	8/13/2013 12:40:00 PM	DO	n/a	=	276.1	%	Field Meter	-88	0.1	Field Crew	
MO-CAM	2013-DRY	Dry	8/13/2013 12:40:00 PM	8/13/2013 12:40:00 PM	DO	n/a	=	19.55	mg/L	Field Meter	-88	0.3	Field Crew	
MO-CAM	2013-DRY	Dry	8/13/2013 12:40:00 PM	8/22/2013 11:55:00 AM	Hardness as CaCO3	Total	=	420	mg/L	EPA 200.7	0.0894	0.662	WKL	
MO-CAM	2013-DRY	Dry	8/13/2013 12:40:00 PM	8/13/2013 12:40:00 PM	pH	n/a	=	10.17	pH Units	Field Meter	-88	0.01	Field Crew	
MO-CAM	2013-DRY	Dry	8/13/2013 12:40:00 PM	8/13/2013 12:40:00 PM	Salinity	n/a	=	900	mg/L	Field Meter	-88	100	Field Crew	
MO-CAM	2013-DRY	Dry	8/13/2013 12:40:00 PM	8/13/2013 12:40:00 PM	Specific Conductance	n/a	=	1716	µmhos/cm	Field Meter	-88	1	Field Crew	
MO-CAM	2013-DRY	Dry	8/13/2013 12:40:00 PM	8/13/2013 12:40:00 PM	Temperature	n/a	=	33.6	°C	Field Meter	-88	0.1	Field Crew	
MO-CAM	2013-DRY	Dry	8/13/2013 12:40:00 PM	8/19/2013 7:05:00 PM	Total Organic Carbon	n/a	=	21	mg/L	SM 5310 C	0.045	1.5	WKL	D
MO-CAM	2013-DRY	Dry	8/13/2013 12:40:00 PM	8/13/2013 12:40:00 PM	Turbidity	n/a	=	15.13	NTU	Field Meter	-88	0.01	Field Crew	
MO-CAM	2013-DRY	Dry	8/13/2013 12:40:00 PM	8/23/2013 11:05:00 PM	Copper	Dissolved	=	22	µg/L	EPA 200.8	0.036	0.5	WKL	
MO-CAM	2013-DRY	Dry	8/13/2013 12:40:00 PM	8/23/2013 11:05:00 PM	Lead	Dissolved	DNQ	0.05	µg/L	EPA 200.8	0.024	0.2	WKL	
MO-CAM	2013-DRY	Dry	8/13/2013 12:40:00 PM	8/23/2013 11:05:00 PM	Zinc	Dissolved	=	5.5	µg/L	EPA 200.8	0.5	5	WKL	
MO-FIL	2012/13-2	Wet	11/17/2012 9:30:00 AM	11/18/2012 9:10:00 AM	E. Coli	n/a	=	10462	MPN/100 mL	MMO-MUG	10	10	VCHCA	
MO-FIL	2012/13-2	Wet	11/17/2012 9:30:00 AM	11/21/2012 1:15:00 PM	Fecal Coliform	n/a	=	30000	MPN/100 mL	SM 9221 E	2	2	VCHCA	
MO-FIL	2012/13-2	Wet	11/17/2012 9:30:00 AM	11/18/2012 9:10:00 AM	Total Coliform	n/a	=	1413600	MPN/100 mL	MMO-MUG	1000	1000	VCHCA	
MO-FIL	2012/13-2	Wet	11/17/2012 9:30:00 AM	11/17/2012 9:30:00 AM	Conductivity	n/a	=	171.5	µmhos/cm	Field Meter	-88	1	Field Crew	
MO-FIL	2012/13-2	Wet	11/17/2012 9:30:00 AM	12/7/2012 2:02:00 PM	Cyanide	Total	<	0.0027	mg/L	EPA 335.4	0.0027	0.005	WKL	
MO-FIL	2012/13-2	Wet	11/17/2012 9:30:00 AM	11/17/2012 9:30:00 AM	DO	n/a	=	7.52	mg/L	Field Meter	-88	0.3	Field Crew	
MO-FIL	2012/13-2	Wet	11/17/2012 9:30:00 AM	11/17/2012 9:30:00 AM	DO	n/a	=	79.4	%	Field Meter	-88	0.1	Field Crew	

Appendix G
Laboratory Environmental Analysis Results

Site ID	Event	Event Type	Sample Date	Analysis Date	Constituent	Fraction	Sign	Result	Units	Method	MDL	Reporting Limit	Analyzing Laboratory	Qualifier
MO-FIL	2012/13-2	Wet	11/17/2012 9:30:00 AM	11/17/2012 9:30:00 AM	pH	n/a	=	7.62	pH Units	Field Meter	-88	0.01	Field Crew	
MO-FIL	2012/13-2	Wet	11/17/2012 9:30:00 AM	11/17/2012 9:30:00 AM	Salinity	n/a	=	100	mg/L	Field Meter	-88	100	Field Crew	
MO-FIL	2012/13-2	Wet	11/17/2012 9:30:00 AM	11/17/2012 9:30:00 AM	Specific Conductance	n/a	=	214.5	µmhos/cm	Field Meter	-88	1	Field Crew	
MO-FIL	2012/13-2	Wet	11/17/2012 9:30:00 AM	11/17/2012 9:30:00 AM	Temperature	n/a	=	16	°C	Field Meter	-88	0.1	Field Crew	
MO-FIL	2012/13-2	Wet	11/17/2012 9:30:00 AM	11/30/2012 3:45:00 PM	Oil and Grease	n/a	<	1.3	mg/L	EPA 1664A	1.3	5	WKL	
MO-FIL	2012/13-2	Wet	11/17/2012 9:30:00 AM	11/30/2012 3:45:00 PM	TPH	n/a	<	1.9	mg/L	EPA 1664A	1.9	5	WKL	
MO-FIL	2012/13-2	Wet	11/17/2012 9:30:00 AM	11/27/2012 9:33:00 PM	2-Chloroethyl vinyl ether	n/a	<	0.61	µg/L	EPA 524.2	0.61	1	WKL	
MO-FIL	2012/13-2	Wet	11/17/2012 9:30:00 AM	11/27/2012 9:33:00 PM	Methyl tert-butyl ether (MTBE)	n/a	<	0.19	µg/L	EPA 524.2	0.19	2	WKL	
MO-FIL	2012/13-2	Wet	11/18/2012 8:17:00 AM	11/28/2012 12:29:00 PM	Chloride	n/a	=	14	mg/L	EPA 300.0	0.1	0.5	WKL	
MO-FIL	2012/13-2	Wet	11/18/2012 8:17:00 AM	11/28/2012 12:29:00 PM	Fluoride	n/a	=	0.2	mg/L	EPA 300.0	0.02	0.1	WKL	
MO-FIL	2012/13-2	Wet	11/18/2012 8:17:00 AM	11/27/2012 6:30:00 PM	Perchlorate	n/a	=	5.1	µg/L	EPA 314.0	0.95	2	WKL	
MO-FIL	2012/13-2	Wet	11/18/2012 8:17:00 AM	11/28/2012 12:27:00 PM	Calcium	Total	=	35.2	mg/L	EPA 200.7	0.0156	0.1	WKL	
MO-FIL	2012/13-2	Wet	11/18/2012 8:17:00 AM	11/28/2012 12:27:00 PM	Magnesium	Total	=	9.25	mg/L	EPA 200.7	0.0121	0.1	WKL	
MO-FIL	2012/13-2	Wet	11/18/2012 8:17:00 AM	11/30/2012 4:45:00 PM	Alkalinity as CaCO3	n/a	=	57	mg/L	SM 2320 B	0.56	2	WKL	
MO-FIL	2012/13-2	Wet	11/18/2012 8:17:00 AM	11/24/2012 12:30:00 PM	BOD	n/a	=	11	mg/L	SM 5210 B	0.1	2	WKL	
MO-FIL	2012/13-2	Wet	11/18/2012 8:17:00 AM	11/27/2012 9:06:00 AM	COD	n/a	=	81	mg/L	EPA 410.4	0.73	5	WKL	
MO-FIL	2012/13-2	Wet	11/18/2012 8:17:00 AM	11/28/2012 12:27:00 PM	Hardness as CaCO3	Total	=	126	mg/L	EPA 200.7	0.0885	0.662	WKL	
MO-FIL	2012/13-2	Wet	11/18/2012 8:17:00 AM	11/19/2012 9:46:00 PM	MBAS	n/a	=	0.29	mg/L	SM 5540 C	0.019	0.05	WKL	
MO-FIL	2012/13-2	Wet	11/18/2012 8:17:00 AM	11/30/2012 2:58:00 PM	Phenolics	n/a	=	0.014	mg/L	EPA 420.4	0.0042	0.01	WKL	
MO-FIL	2012/13-2	Wet	11/18/2012 8:17:00 AM	11/30/2012 11:00:00 AM	Specific Conductance	n/a	=	360	µmhos/cm	SM 2510 B	0.23	2	WKL	
MO-FIL	2012/13-2	Wet	11/18/2012 8:17:00 AM	11/21/2012 11:58:00 AM	Total Dissolved Solids	n/a	=	240	mg/L	SM 2540 C	4	10	WKL	
MO-FIL	2012/13-2	Wet	11/18/2012 8:17:00 AM	11/26/2012 10:48:00 AM	Total Organic Carbon	n/a	=	18	mg/L	SM 5310 C	0.09	3	WKL	D
MO-FIL	2012/13-2	Wet	11/18/2012 8:17:00 AM	11/20/2012 7:20:00 PM	Total Suspended Solids	n/a	=	25	mg/L	SM 2540 D	5	5	WKL	
MO-FIL	2012/13-2	Wet	11/18/2012 8:17:00 AM	11/19/2012 10:13:00 PM	Turbidity	n/a	=	23	NTU	EPA 180.1	0.024	0.1	WKL	
MO-FIL	2012/13-2	Wet	11/18/2012 8:17:00 AM	11/20/2012 7:20:00 PM	Volatile Suspended Solids	n/a	=	6	mg/L	EPA 160.4	3.1	5	WKL	
MO-FIL	2012/13-2	Wet	11/18/2012 8:17:00 AM	12/3/2012 6:47:00 PM	Aluminum	Dissolved	=	20	µg/L	EPA 200.8	0.61	5	WKL	
MO-FIL	2012/13-2	Wet	11/18/2012 8:17:00 AM	12/3/2012 6:55:00 PM	Aluminum	Total	=	940	µg/L	EPA 200.8	0.61	5	WKL	GB
MO-FIL	2012/13-2	Wet	11/18/2012 8:17:00 AM	12/3/2012 6:47:00 PM	Antimony	Dissolved	=	1	µg/L	EPA 200.8	0.04	0.5	WKL	
MO-FIL	2012/13-2	Wet	11/18/2012 8:17:00 AM	12/3/2012 6:55:00 PM	Antimony	Total	=	1.2	µg/L	EPA 200.8	0.04	0.5	WKL	
MO-FIL	2012/13-2	Wet	11/18/2012 8:17:00 AM	12/3/2012 6:47:00 PM	Arsenic	Dissolved	=	1.2	µg/L	EPA 200.8	0.036	0.4	WKL	
MO-FIL	2012/13-2	Wet	11/18/2012 8:17:00 AM	12/3/2012 6:55:00 PM	Arsenic	Total	=	1.6	µg/L	EPA 200.8	0.036	0.4	WKL	
MO-FIL	2012/13-2	Wet	11/18/2012 8:17:00 AM	12/3/2012 6:47:00 PM	Beryllium	Dissolved	<	0.088	µg/L	EPA 200.8	0.088	0.1	WKL	
MO-FIL	2012/13-2	Wet	11/18/2012 8:17:00 AM	12/3/2012 6:55:00 PM	Beryllium	Total	<	0.088	µg/L	EPA 200.8	0.088	0.1	WKL	
MO-FIL	2012/13-2	Wet	11/18/2012 8:17:00 AM	12/3/2012 6:47:00 PM	Cadmium	Dissolved	=	0.16	µg/L	EPA 200.8	0.02	0.1	WKL	
MO-FIL	2012/13-2	Wet	11/18/2012 8:17:00 AM	12/3/2012 6:55:00 PM	Cadmium	Total	=	0.46	µg/L	EPA 200.8	0.02	0.1	WKL	
MO-FIL	2012/13-2	Wet	11/18/2012 8:17:00 AM	12/3/2012 6:47:00 PM	Chromium	Dissolved	=	1.2	µg/L	EPA 200.8	0.074	0.2	WKL	
MO-FIL	2012/13-2	Wet	11/18/2012 8:17:00 AM	12/3/2012 6:55:00 PM	Chromium	Total	=	4.2	µg/L	EPA 200.8	0.074	0.2	WKL	
MO-FIL	2012/13-2	Wet	11/18/2012 8:17:00 AM	12/3/2012 7:33:00 PM	Chromium VI	n/a	=	0.68	µg/L	EPA 218.6	0.0059	0.3	WKL	
MO-FIL	2012/13-2	Wet	11/18/2012 8:17:00 AM	12/3/2012 6:47:00 PM	Copper	Dissolved	=	12	µg/L	EPA 200.8	0.27	0.5	WKL	
MO-FIL	2012/13-2	Wet	11/18/2012 8:17:00 AM	12/3/2012 6:55:00 PM	Copper	Total	=	20	µg/L	EPA 200.8	0.27	0.5	WKL	
MO-FIL	2012/13-2	Wet	11/18/2012 8:17:00 AM	11/28/2012 12:24:00 PM	Iron	Dissolved	=	57	µg/L	EPA 200.7	1.1	10	WKL	
MO-FIL	2012/13-2	Wet	11/18/2012 8:17:00 AM	11/28/2012 12:27:00 PM	Iron	Total	=	1500	µg/L	EPA 200.7	1.1	10	WKL	
MO-FIL	2012/13-2	Wet	11/18/2012 8:17:00 AM	12/3/2012 6:47:00 PM	Lead	Dissolved	DNQ	0.18	µg/L	EPA 200.8	0.011	0.2	WKL	
MO-FIL	2012/13-2	Wet	11/18/2012 8:17:00 AM	12/3/2012 6:55:00 PM	Lead	Total	=	3.6	µg/L	EPA 200.8	0.011	0.2	WKL	
MO-FIL	2012/13-2	Wet	11/18/2012 8:17:00 AM	12/4/2012 12:25:00 PM	Mercury	Dissolved	<	3.9	ng/L	EPA 245.1	3.9	50	WKL	
MO-FIL	2012/13-2	Wet	11/18/2012 8:17:00 AM	12/4/2012 12:25:00 PM	Mercury	Total	<	3.9	ng/L	EPA 245.1	3.9	50	WKL	
MO-FIL	2012/13-2	Wet	11/18/2012 8:17:00 AM	12/3/2012 6:47:00 PM	Nickel	Dissolved	=	3.2	µg/L	EPA 200.8	0.13	0.8	WKL	
MO-FIL	2012/13-2	Wet	11/18/2012 8:17:00 AM	12/3/2012 6:55:00 PM	Nickel	Total	=	6	µg/L	EPA 200.8	0.13	0.8	WKL	

Appendix G
Laboratory Environmental Analysis Results

Site ID	Event	Event Type	Sample Date	Analysis Date	Constituent	Fraction	Sign	Result	Units	Method	MDL	Reporting Limit	Analyzing Laboratory	Qualifier
MO-FIL	2012/13-2	Wet	11/18/2012 8:17:00 AM	12/3/2012 6:47:00 PM	Selenium	Dissolved	=	0.95	µg/L	EPA 200.8	0.28	0.4	WKL	
MO-FIL	2012/13-2	Wet	11/18/2012 8:17:00 AM	12/3/2012 6:55:00 PM	Selenium	Total	=	1.2	µg/L	EPA 200.8	0.28	0.4	WKL	
MO-FIL	2012/13-2	Wet	11/18/2012 8:17:00 AM	12/3/2012 6:47:00 PM	Silver	Dissolved	<	0.027	µg/L	EPA 200.8	0.027	0.2	WKL	
MO-FIL	2012/13-2	Wet	11/18/2012 8:17:00 AM	12/3/2012 6:55:00 PM	Silver	Total	DNQ	0.05	µg/L	EPA 200.8	0.027	0.2	WKL	
MO-FIL	2012/13-2	Wet	11/18/2012 8:17:00 AM	12/3/2012 6:47:00 PM	Thallium	Dissolved	<	0.009	µg/L	EPA 200.8	0.009	0.2	WKL	
MO-FIL	2012/13-2	Wet	11/18/2012 8:17:00 AM	12/3/2012 6:55:00 PM	Thallium	Total	<	0.009	µg/L	EPA 200.8	0.009	0.2	WKL	
MO-FIL	2012/13-2	Wet	11/18/2012 8:17:00 AM	12/3/2012 6:47:00 PM	Zinc	Dissolved	=	44	µg/L	EPA 200.8	1.1	5	WKL	
MO-FIL	2012/13-2	Wet	11/18/2012 8:17:00 AM	12/3/2012 6:55:00 PM	Zinc	Total	=	99	µg/L	EPA 200.8	1.1	5	WKL	
MO-FIL	2012/13-2	Wet	11/18/2012 8:17:00 AM	12/5/2012 5:44:00 PM	Ammonia as N	n/a	=	0.55	mg/L	EPA 350.1	0.048	0.1	WKL	
MO-FIL	2012/13-2	Wet	11/18/2012 8:17:00 AM	11/19/2012 7:04:00 PM	Nitrate + Nitrite as N	n/a	=	1.6	mg/L	EPA 353.2	0.01	0.1	WKL	
MO-FIL	2012/13-2	Wet	11/18/2012 8:17:00 AM	12/14/2012 12:41:00 PM	Phosphorus as P	Dissolved	=	0.39	mg/L	EPA 365.1	0.0028	0.02	WKL	DG
MO-FIL	2012/13-2	Wet	11/18/2012 8:17:00 AM	12/14/2012 12:11:00 PM	Phosphorus as P	Total	=	0.54	mg/L	EPA 365.1	0.0056	0.04	WKL	D, DG
MO-FIL	2012/13-2	Wet	11/18/2012 8:17:00 AM	11/28/2012 3:55:00 PM	TKN	n/a	=	2.1	mg/L	EPA 351.2	0.074	0.1	WKL	
MO-FIL	2012/13-2	Wet	11/18/2012 8:17:00 AM	11/28/2012 2:36:00 AM	1,2,4-Trichlorobenzene	n/a	<	0.55	µg/L	EPA 625	0.55	1	WKL	
MO-FIL	2012/13-2	Wet	11/18/2012 8:17:00 AM	11/28/2012 2:36:00 AM	1,2-Dichlorobenzene	n/a	<	0.57	µg/L	EPA 625	0.57	1	WKL	
MO-FIL	2012/13-2	Wet	11/18/2012 8:17:00 AM	11/28/2012 2:36:00 AM	1,2-Diphenylhydrazine	n/a	<	0.25	µg/L	EPA 625	0.25	1	WKL	
MO-FIL	2012/13-2	Wet	11/18/2012 8:17:00 AM	11/28/2012 2:36:00 AM	1,3-Dichlorobenzene	n/a	<	0.53	µg/L	EPA 625	0.53	1	WKL	
MO-FIL	2012/13-2	Wet	11/18/2012 8:17:00 AM	11/28/2012 2:36:00 AM	1,4-Dichlorobenzene	n/a	<	0.55	µg/L	EPA 625	0.55	1	WKL	
MO-FIL	2012/13-2	Wet	11/18/2012 8:17:00 AM	11/29/2012 4:10:00 AM	1-Methylnaphthalene	n/a	<	0.1	µg/L	EPA 8270Cm	0.1	0.1	WKL	
MO-FIL	2012/13-2	Wet	11/18/2012 8:17:00 AM	11/29/2012 8:31:00 PM	2,4,5-Trichlorophenol	n/a	<	0.29	µg/L	EPA 8270Cm	0.29	1	WKL	
MO-FIL	2012/13-2	Wet	11/18/2012 8:17:00 AM	11/29/2012 8:31:00 PM	2,4,6-Trichlorophenol	n/a	<	0.3	µg/L	EPA 8270Cm	0.3	1	WKL	EUM
MO-FIL	2012/13-2	Wet	11/18/2012 8:17:00 AM	11/29/2012 8:31:00 PM	2,4-Dichlorophenol	n/a	<	0.51	µg/L	EPA 8270Cm	0.51	1	WKL	
MO-FIL	2012/13-2	Wet	11/18/2012 8:17:00 AM	11/29/2012 8:31:00 PM	2,4-Dimethylphenol	n/a	<	1	µg/L	EPA 8270Cm	1	2	WKL	
MO-FIL	2012/13-2	Wet	11/18/2012 8:17:00 AM	11/29/2012 8:31:00 PM	2,4-Dinitrophenol	n/a	DNQ	1.1	µg/L	EPA 8270Cm	1	2	WKL	
MO-FIL	2012/13-2	Wet	11/18/2012 8:17:00 AM	11/28/2012 2:36:00 AM	2,4-Dinitrotoluene	n/a	<	0.18	µg/L	EPA 625	0.18	1	WKL	
MO-FIL	2012/13-2	Wet	11/18/2012 8:17:00 AM	11/28/2012 2:36:00 AM	2,6-Dinitrotoluene	n/a	<	0.27	µg/L	EPA 625	0.27	1	WKL	
MO-FIL	2012/13-2	Wet	11/18/2012 8:17:00 AM	11/28/2012 2:36:00 AM	2-Chloronaphthalene	n/a	<	0.45	µg/L	EPA 625	0.45	1	WKL	
MO-FIL	2012/13-2	Wet	11/18/2012 8:17:00 AM	11/29/2012 8:31:00 PM	2-Chlorophenol	n/a	<	0.65	µg/L	EPA 8270Cm	0.65	1	WKL	EUM
MO-FIL	2012/13-2	Wet	11/18/2012 8:17:00 AM	11/29/2012 4:10:00 AM	2-Methylnaphthalene	n/a	<	0.1	µg/L	EPA 8270Cm	0.1	0.1	WKL	
MO-FIL	2012/13-2	Wet	11/18/2012 8:17:00 AM	11/29/2012 8:31:00 PM	2-Methylphenol	n/a	<	0.34	µg/L	EPA 8270Cm	0.34	1	WKL	
MO-FIL	2012/13-2	Wet	11/18/2012 8:17:00 AM	11/29/2012 8:31:00 PM	2-Nitrophenol	n/a	<	0.71	µg/L	EPA 8270Cm	0.71	1	WKL	
MO-FIL	2012/13-2	Wet	11/18/2012 8:17:00 AM	11/28/2012 2:36:00 AM	3,3'-Dichlorobenzidine	n/a	<	1.2	µg/L	EPA 625	1.2	5	WKL	
MO-FIL	2012/13-2	Wet	11/18/2012 8:17:00 AM	11/29/2012 8:31:00 PM	3-/4-Methylphenol	n/a	<	0.3	µg/L	EPA 8270Cm	0.3	1	WKL	
MO-FIL	2012/13-2	Wet	11/18/2012 8:17:00 AM	11/29/2012 8:31:00 PM	4,6-Dinitro-2-methylphenol	n/a	<	0.14	µg/L	EPA 8270Cm	0.14	1	WKL	
MO-FIL	2012/13-2	Wet	11/18/2012 8:17:00 AM	11/28/2012 2:36:00 AM	4-Bromophenyl phenyl ether	n/a	<	0.36	µg/L	EPA 625	0.36	1	WKL	
MO-FIL	2012/13-2	Wet	11/18/2012 8:17:00 AM	11/29/2012 8:31:00 PM	4-Chloro-3-methylphenol	n/a	<	0.37	µg/L	EPA 8270Cm	0.37	1	WKL	
MO-FIL	2012/13-2	Wet	11/18/2012 8:17:00 AM	11/28/2012 2:36:00 AM	4-Chlorophenyl phenyl ether	n/a	<	0.41	µg/L	EPA 625	0.41	1	WKL	
MO-FIL	2012/13-2	Wet	11/18/2012 8:17:00 AM	11/29/2012 8:31:00 PM	4-Nitrophenol	n/a	<	1	µg/L	EPA 8270Cm	1	2	WKL	
MO-FIL	2012/13-2	Wet	11/18/2012 8:17:00 AM	11/29/2012 4:10:00 AM	Acenaphthene	n/a	<	0.1	µg/L	EPA 8270Cm	0.1	0.1	WKL	EUM
MO-FIL	2012/13-2	Wet	11/18/2012 8:17:00 AM	11/29/2012 4:10:00 AM	Acenaphthylene	n/a	<	0.1	µg/L	EPA 8270Cm	0.1	0.1	WKL	
MO-FIL	2012/13-2	Wet	11/18/2012 8:17:00 AM	11/29/2012 4:10:00 AM	Anthracene	n/a	<	0.1	µg/L	EPA 8270Cm	0.1	0.1	WKL	
MO-FIL	2012/13-2	Wet	11/18/2012 8:17:00 AM	11/29/2012 4:10:00 AM	Benz(a)anthracene	n/a	<	0.1	µg/L	EPA 8270Cm	0.1	0.1	WKL	
MO-FIL	2012/13-2	Wet	11/18/2012 8:17:00 AM	11/28/2012 2:36:00 AM	Benzidine	n/a	<	3.7	µg/L	EPA 625	3.7	10	WKL	
MO-FIL	2012/13-2	Wet	11/18/2012 8:17:00 AM	12/4/2012 6:48:00 AM	Benzo(a)pyrene	n/a	<	0.07	µg/L	EPA 525.2	0.07	0.1	WKL	
MO-FIL	2012/13-2	Wet	11/18/2012 8:17:00 AM	11/29/2012 4:10:00 AM	Benzo(b)fluoranthene	n/a	<	0.1	µg/L	EPA 8270Cm	0.1	0.1	WKL	
MO-FIL	2012/13-2	Wet	11/18/2012 8:17:00 AM	11/29/2012 4:10:00 AM	Benzo(g,h,i)perylene	n/a	<	0.1	µg/L	EPA 8270Cm	0.1	0.1	WKL	
MO-FIL	2012/13-2	Wet	11/18/2012 8:17:00 AM	11/29/2012 4:10:00 AM	Benzo(k)fluoranthene	n/a	<	0.1	µg/L	EPA 8270Cm	0.1	0.1	WKL	
MO-FIL	2012/13-2	Wet	11/18/2012 8:17:00 AM	11/28/2012 2:36:00 AM	Bis(2-chloroethoxy)methane	n/a	<	0.25	µg/L	EPA 625	0.25	1	WKL	

Appendix G
Laboratory Environmental Analysis Results

Site ID	Event	Event Type	Sample Date	Analysis Date	Constituent	Fraction	Sign	Result	Units	Method	MDL	Reporting Limit	Analyzing Laboratory	Qualifier
MO-FIL	2012/13-2	Wet	11/18/2012 8:17:00 AM	11/28/2012 2:36:00 AM	Bis(2-chloroethyl)ether	n/a	<	0.27	µg/L	EPA 625	0.27	1	WKL	
MO-FIL	2012/13-2	Wet	11/18/2012 8:17:00 AM	11/28/2012 2:36:00 AM	Bis(2-chloroisopropyl)ether	n/a	<	0.38	µg/L	EPA 625	0.38	1	WKL	
MO-FIL	2012/13-2	Wet	11/18/2012 8:17:00 AM	12/4/2012 6:48:00 AM	Bis(2-ethylhexyl)adipate	n/a	<	0.1	µg/L	EPA 525.2	0.1	5	WKL	
MO-FIL	2012/13-2	Wet	11/18/2012 8:17:00 AM	12/4/2012 6:48:00 AM	Bis(2-ethylhexyl)phthalate	n/a	DNQ	1.4	µg/L	EPA 525.2	1.1	3	WKL	
MO-FIL	2012/13-2	Wet	11/18/2012 8:17:00 AM	11/28/2012 2:36:00 AM	Butyl benzyl phthalate	n/a	DNQ	0.37	µg/L	EPA 625	0.18	1	WKL	
MO-FIL	2012/13-2	Wet	11/18/2012 8:17:00 AM	11/29/2012 4:10:00 AM	Chrysene	n/a	<	0.1	µg/L	EPA 8270Cm	0.1	0.1	WKL	
MO-FIL	2012/13-2	Wet	11/18/2012 8:17:00 AM	11/29/2012 4:10:00 AM	Dibenz(a,h)anthracene	n/a	<	0.1	µg/L	EPA 8270Cm	0.1	0.1	WKL	
MO-FIL	2012/13-2	Wet	11/18/2012 8:17:00 AM	11/28/2012 2:36:00 AM	Diethyl phthalate	n/a	DNQ	0.68	µg/L	EPA 625	0.15	1	WKL	
MO-FIL	2012/13-2	Wet	11/18/2012 8:17:00 AM	11/28/2012 2:36:00 AM	Dimethyl phthalate	n/a	<	0.18	µg/L	EPA 625	0.18	1	WKL	
MO-FIL	2012/13-2	Wet	11/18/2012 8:17:00 AM	11/28/2012 2:36:00 AM	Di-n-butylphthalate	n/a	DNQ	0.29	µg/L	EPA 625	0.24	1	WKL	
MO-FIL	2012/13-2	Wet	11/18/2012 8:17:00 AM	11/28/2012 2:36:00 AM	Di-n-octylphthalate	n/a	<	0.19	µg/L	EPA 625	0.19	1	WKL	
MO-FIL	2012/13-2	Wet	11/18/2012 8:17:00 AM	11/29/2012 4:10:00 AM	Fluoranthene	n/a	<	0.1	µg/L	EPA 8270Cm	0.1	0.1	WKL	
MO-FIL	2012/13-2	Wet	11/18/2012 8:17:00 AM	11/29/2012 4:10:00 AM	Fluorene	n/a	<	0.1	µg/L	EPA 8270Cm	0.1	0.1	WKL	EUM
MO-FIL	2012/13-2	Wet	11/18/2012 8:17:00 AM	11/28/2012 2:36:00 AM	Hexachlorobenzene	n/a	<	0.49	µg/L	EPA 625	0.49	1	WKL	
MO-FIL	2012/13-2	Wet	11/18/2012 8:17:00 AM	11/28/2012 2:36:00 AM	Hexachlorobutadiene	n/a	<	0.47	µg/L	EPA 625	0.47	1	WKL	
MO-FIL	2012/13-2	Wet	11/18/2012 8:17:00 AM	11/28/2012 2:36:00 AM	Hexachlorocyclopentadiene	n/a	<	1.5	µg/L	EPA 625	1.5	5	WKL	
MO-FIL	2012/13-2	Wet	11/18/2012 8:17:00 AM	11/28/2012 2:36:00 AM	Hexachloroethane	n/a	<	0.52	µg/L	EPA 625	0.52	1	WKL	
MO-FIL	2012/13-2	Wet	11/18/2012 8:17:00 AM	11/29/2012 4:10:00 AM	Indeno(1,2,3-cd)pyrene	n/a	<	0.1	µg/L	EPA 8270Cm	0.1	0.1	WKL	
MO-FIL	2012/13-2	Wet	11/18/2012 8:17:00 AM	11/28/2012 2:36:00 AM	Isophorone	n/a	<	0.21	µg/L	EPA 625	0.21	1	WKL	
MO-FIL	2012/13-2	Wet	11/18/2012 8:17:00 AM	11/29/2012 4:10:00 AM	Naphthalene	n/a	<	0.1	µg/L	EPA 8270Cm	0.1	0.1	WKL	
MO-FIL	2012/13-2	Wet	11/18/2012 8:17:00 AM	11/28/2012 2:36:00 AM	Nitrobenzene	n/a	<	0.36	µg/L	EPA 625	0.36	1	WKL	
MO-FIL	2012/13-2	Wet	11/18/2012 8:17:00 AM	11/28/2012 2:36:00 AM	N-Nitrosodimethylamine	n/a	<	0.14	µg/L	EPA 625	0.14	1	WKL	EUM
MO-FIL	2012/13-2	Wet	11/18/2012 8:17:00 AM	11/28/2012 2:36:00 AM	N-Nitrosodi-N-propylamine	n/a	<	0.26	µg/L	EPA 625	0.26	1	WKL	
MO-FIL	2012/13-2	Wet	11/18/2012 8:17:00 AM	11/28/2012 2:36:00 AM	N-Nitrosodiphenylamine	n/a	<	0.19	µg/L	EPA 625	0.19	1	WKL	
MO-FIL	2012/13-2	Wet	11/18/2012 8:17:00 AM	11/29/2012 4:10:00 AM	Phenanthrene	n/a	<	0.1	µg/L	EPA 8270Cm	0.1	0.1	WKL	EUM
MO-FIL	2012/13-2	Wet	11/18/2012 8:17:00 AM	11/29/2012 8:31:00 PM	Phenol	n/a	<	0.35	µg/L	EPA 8270Cm	0.35	1	WKL	
MO-FIL	2012/13-2	Wet	11/18/2012 8:17:00 AM	11/29/2012 4:10:00 AM	Pyrene	n/a	<	0.1	µg/L	EPA 8270Cm	0.1	0.1	WKL	EUM
MO-FIL	2012/13-2	Wet	11/18/2012 8:17:00 AM	11/28/2012 4:38:00 AM	PCB Aroclor 1016	n/a	<	0.05	µg/L	EPA 608	0.05	0.5	WKL	
MO-FIL	2012/13-2	Wet	11/18/2012 8:17:00 AM	11/28/2012 4:38:00 AM	PCB Aroclor 1221	n/a	<	0.06	µg/L	EPA 608	0.06	0.5	WKL	
MO-FIL	2012/13-2	Wet	11/18/2012 8:17:00 AM	11/28/2012 4:38:00 AM	PCB Aroclor 1232	n/a	<	0.15	µg/L	EPA 608	0.15	0.5	WKL	
MO-FIL	2012/13-2	Wet	11/18/2012 8:17:00 AM	11/28/2012 4:38:00 AM	PCB Aroclor 1242	n/a	<	0.07	µg/L	EPA 608	0.07	0.5	WKL	
MO-FIL	2012/13-2	Wet	11/18/2012 8:17:00 AM	11/28/2012 4:38:00 AM	PCB Aroclor 1248	n/a	<	0.06	µg/L	EPA 608	0.06	0.5	WKL	
MO-FIL	2012/13-2	Wet	11/18/2012 8:17:00 AM	11/28/2012 4:38:00 AM	PCB Aroclor 1254	n/a	<	0.04	µg/L	EPA 608	0.04	0.5	WKL	
MO-FIL	2012/13-2	Wet	11/18/2012 8:17:00 AM	11/28/2012 4:38:00 AM	PCB Aroclor 1260	n/a	<	0.04	µg/L	EPA 608	0.04	0.5	WKL	
MO-FIL	2012/13-2	Wet	11/18/2012 8:17:00 AM	12/2/2012 12:59:00 AM	2,4,5-T	n/a	<	0.07	µg/L	EPA 515.3	0.07	0.2	WKL	
MO-FIL	2012/13-2	Wet	11/18/2012 8:17:00 AM	12/2/2012 12:59:00 AM	2,4,5-TP	n/a	<	0.09	µg/L	EPA 515.3	0.09	0.2	WKL	
MO-FIL	2012/13-2	Wet	11/18/2012 8:17:00 AM	12/2/2012 12:59:00 AM	2,4-D	n/a	<	0.07	µg/L	EPA 515.3	0.07	0.4	WKL	
MO-FIL	2012/13-2	Wet	11/18/2012 8:17:00 AM	12/2/2012 12:59:00 AM	2,4-DB	n/a	<	0.07	µg/L	EPA 515.3	0.07	2	WKL	
MO-FIL	2012/13-2	Wet	11/18/2012 8:17:00 AM	12/2/2012 12:59:00 AM	3,5-Dichlorobenzoic acid	n/a	<	0.09	µg/L	EPA 515.3	0.09	1	WKL	
MO-FIL	2012/13-2	Wet	11/18/2012 8:17:00 AM	11/28/2012 4:38:00 AM	4,4'-DDD	n/a	<	0.003	µg/L	EPA 608	0.003	0.05	WKL	
MO-FIL	2012/13-2	Wet	11/18/2012 8:17:00 AM	11/28/2012 4:38:00 AM	4,4'-DDE	n/a	<	0.0025	µg/L	EPA 608	0.0025	0.05	WKL	
MO-FIL	2012/13-2	Wet	11/18/2012 8:17:00 AM	11/28/2012 4:38:00 AM	4,4'-DDT	n/a	<	0.0031	µg/L	EPA 608	0.0031	0.01	WKL	
MO-FIL	2012/13-2	Wet	11/18/2012 8:17:00 AM	12/2/2012 12:59:00 AM	Acifluorfen	n/a	<	0.06	µg/L	EPA 515.3	0.06	0.4	WKL	
MO-FIL	2012/13-2	Wet	11/18/2012 8:17:00 AM	12/4/2012 6:48:00 AM	Alachlor	n/a	<	0.022	µg/L	EPA 525.2	0.022	0.1	WKL	
MO-FIL	2012/13-2	Wet	11/18/2012 8:17:00 AM	11/28/2012 4:38:00 AM	Aldrin	n/a	<	0.0015	µg/L	EPA 608	0.0015	0.005	WKL	
MO-FIL	2012/13-2	Wet	11/18/2012 8:17:00 AM	11/28/2012 4:38:00 AM	alpha-BHC	n/a	<	0.0018	µg/L	EPA 608	0.0018	0.01	WKL	
MO-FIL	2012/13-2	Wet	11/18/2012 8:17:00 AM	11/28/2012 4:38:00 AM	alpha-Chlordane	n/a	<	0.0041	µg/L	EPA 608	0.0041	0.01	WKL	
MO-FIL	2012/13-2	Wet	11/18/2012 8:17:00 AM	12/4/2012 6:48:00 AM	Atrazine	n/a	<	0.034	µg/L	EPA 525.2	0.034	0.1	WKL	

Appendix G
Laboratory Environmental Analysis Results

Site ID	Event	Event Type	Sample Date	Analysis Date	Constituent	Fraction	Sign	Result	Units	Method	MDL	Reporting Limit	Analyzing Laboratory	Qualifier
MO-FIL	2012/13-2	Wet	11/18/2012 8:17:00 AM	12/13/2012 2:49:00 PM	Azinphos methyl	n/a	<	0.0055	µg/L	EPA 525.2	0.0055	0.01	WKL	EUM
MO-FIL	2012/13-2	Wet	11/18/2012 8:17:00 AM	12/2/2012 12:59:00 AM	Bentazon	n/a	<	0.11	µg/L	EPA 515.3	0.11	2	WKL	
MO-FIL	2012/13-2	Wet	11/18/2012 8:17:00 AM	11/28/2012 4:38:00 AM	beta-BHC	n/a	<	0.0031	µg/L	EPA 608	0.0031	0.005	WKL	
MO-FIL	2012/13-2	Wet	11/18/2012 8:17:00 AM	12/13/2012 2:49:00 PM	Bolstar	n/a	<	0.0046	µg/L	EPA 525.2	0.0046	0.01	WKL	
MO-FIL	2012/13-2	Wet	11/18/2012 8:17:00 AM	12/4/2012 6:48:00 AM	Bromacil	n/a	<	0.038	µg/L	EPA 525.2	0.038	1	WKL	
MO-FIL	2012/13-2	Wet	11/18/2012 8:17:00 AM	12/4/2012 6:48:00 AM	Butachlor	n/a	<	0.017	µg/L	EPA 525.2	0.017	0.2	WKL	
MO-FIL	2012/13-2	Wet	11/18/2012 8:17:00 AM	12/4/2012 6:48:00 AM	Captan	n/a	<	0.86	µg/L	EPA 525.2	0.86	1	WKL	
MO-FIL	2012/13-2	Wet	11/18/2012 8:17:00 AM	11/28/2012 4:38:00 AM	Chlordane (technical)	n/a	<	0.08	µg/L	EPA 608	0.08	0.1	WKL	
MO-FIL	2012/13-2	Wet	11/18/2012 8:17:00 AM	12/4/2012 6:48:00 AM	Chloropropham	n/a	<	0.01	µg/L	EPA 525.2	0.01	0.1	WKL	
MO-FIL	2012/13-2	Wet	11/18/2012 8:17:00 AM	12/13/2012 2:49:00 PM	Chlorpyrifos	n/a	<	0.0069	µg/L	EPA 525.2	0.0069	0.01	WKL	
MO-FIL	2012/13-2	Wet	11/18/2012 8:17:00 AM	12/13/2012 2:49:00 PM	Coumaphos	n/a	<	0.0051	µg/L	EPA 525.2	0.0051	0.01	WKL	
MO-FIL	2012/13-2	Wet	11/18/2012 8:17:00 AM	12/4/2012 6:48:00 AM	Cyanazine	n/a	<	0.024	µg/L	EPA 525.2	0.024	0.1	WKL	
MO-FIL	2012/13-2	Wet	11/18/2012 8:17:00 AM	12/2/2012 12:59:00 AM	Dalapon	n/a	<	0.1	µg/L	EPA 515.3	0.1	0.4	WKL	
MO-FIL	2012/13-2	Wet	11/18/2012 8:17:00 AM	12/2/2012 12:59:00 AM	DCPA (Dacthal)	n/a	<	0.07	µg/L	EPA 515.3	0.07	0.1	WKL	
MO-FIL	2012/13-2	Wet	11/18/2012 8:17:00 AM	11/28/2012 4:38:00 AM	delta-BHC	n/a	<	0.0025	µg/L	EPA 608	0.0025	0.005	WKL	
MO-FIL	2012/13-2	Wet	11/18/2012 8:17:00 AM	12/13/2012 2:49:00 PM	Demeton-O	n/a	<	0.01	µg/L	EPA 525.2	0.01	0.01	WKL	
MO-FIL	2012/13-2	Wet	11/18/2012 8:17:00 AM	12/13/2012 2:49:00 PM	Demeton-S	n/a	<	0.01	µg/L	EPA 525.2	0.01	0.01	WKL	
MO-FIL	2012/13-2	Wet	11/18/2012 8:17:00 AM	12/13/2012 2:49:00 PM	Diazinon	n/a	<	0.0052	µg/L	EPA 525.2	0.0052	0.01	WKL	
MO-FIL	2012/13-2	Wet	11/18/2012 8:17:00 AM	12/2/2012 12:59:00 AM	Dicamba	n/a	<	0.12	µg/L	EPA 515.3	0.12	0.6	WKL	
MO-FIL	2012/13-2	Wet	11/18/2012 8:17:00 AM	12/2/2012 12:59:00 AM	Dichlorprop	n/a	<	0.08	µg/L	EPA 515.3	0.08	0.3	WKL	
MO-FIL	2012/13-2	Wet	11/18/2012 8:17:00 AM	12/13/2012 2:49:00 PM	Dichlorvos	n/a	<	0.0029	µg/L	EPA 525.2	0.0029	0.01	WKL	
MO-FIL	2012/13-2	Wet	11/18/2012 8:17:00 AM	11/28/2012 4:38:00 AM	Dieldrin	n/a	<	0.0021	µg/L	EPA 608	0.0021	0.01	WKL	
MO-FIL	2012/13-2	Wet	11/18/2012 8:17:00 AM	12/13/2012 2:49:00 PM	Dimethoate	n/a	<	0.0062	µg/L	EPA 525.2	0.0062	0.01	WKL	
MO-FIL	2012/13-2	Wet	11/18/2012 8:17:00 AM	12/2/2012 12:59:00 AM	Dinoseb	n/a	<	0.14	µg/L	EPA 515.3	0.14	0.4	WKL	
MO-FIL	2012/13-2	Wet	11/18/2012 8:17:00 AM	12/4/2012 6:48:00 AM	Diphenamid	n/a	<	0.024	µg/L	EPA 525.2	0.024	0.1	WKL	
MO-FIL	2012/13-2	Wet	11/18/2012 8:17:00 AM	12/13/2012 2:49:00 PM	Disulfoton	n/a	<	0.01	µg/L	EPA 525.2	0.01	0.01	WKL	
MO-FIL	2012/13-2	Wet	11/18/2012 8:17:00 AM	11/28/2012 4:38:00 AM	Endosulfan I	n/a	<	0.0017	µg/L	EPA 608	0.0017	0.02	WKL	
MO-FIL	2012/13-2	Wet	11/18/2012 8:17:00 AM	11/28/2012 4:38:00 AM	Endosulfan II	n/a	<	0.0019	µg/L	EPA 608	0.0019	0.01	WKL	
MO-FIL	2012/13-2	Wet	11/18/2012 8:17:00 AM	11/28/2012 4:38:00 AM	Endosulfan sulfate	n/a	<	0.008	µg/L	EPA 608	0.008	0.05	WKL	
MO-FIL	2012/13-2	Wet	11/18/2012 8:17:00 AM	11/28/2012 4:38:00 AM	Endrin	n/a	<	0.0028	µg/L	EPA 608	0.0028	0.01	WKL	
MO-FIL	2012/13-2	Wet	11/18/2012 8:17:00 AM	11/28/2012 4:38:00 AM	Endrin aldehyde	n/a	<	0.003	µg/L	EPA 608	0.003	0.01	WKL	
MO-FIL	2012/13-2	Wet	11/18/2012 8:17:00 AM	12/4/2012 6:48:00 AM	EPTC	n/a	<	0.017	µg/L	EPA 525.2	0.017	1	WKL	
MO-FIL	2012/13-2	Wet	11/18/2012 8:17:00 AM	12/13/2012 2:49:00 PM	Ethoprop	n/a	<	0.0067	µg/L	EPA 525.2	0.0067	0.01	WKL	
MO-FIL	2012/13-2	Wet	11/18/2012 8:17:00 AM	12/13/2012 2:49:00 PM	Ethyl parathion	n/a	<	0.0054	µg/L	EPA 525.2	0.0054	0.01	WKL	
MO-FIL	2012/13-2	Wet	11/18/2012 8:17:00 AM	12/13/2012 2:49:00 PM	Fensulfothion	n/a	<	0.0029	µg/L	EPA 525.2	0.0029	0.01	WKL	
MO-FIL	2012/13-2	Wet	11/18/2012 8:17:00 AM	12/13/2012 2:49:00 PM	Fenthion	n/a	<	0.0038	µg/L	EPA 525.2	0.0038	0.01	WKL	
MO-FIL	2012/13-2	Wet	11/18/2012 8:17:00 AM	11/28/2012 4:38:00 AM	gamma-BHC (Lindane)	n/a	<	0.0021	µg/L	EPA 608	0.0021	0.02	WKL	
MO-FIL	2012/13-2	Wet	11/18/2012 8:17:00 AM	11/28/2012 4:38:00 AM	gamma-Chlordane	n/a	<	0.0044	µg/L	EPA 608	0.0044	0.01	WKL	
MO-FIL	2012/13-2	Wet	11/18/2012 8:17:00 AM	11/28/2012 6:40:00 PM	Glyphosate	n/a	=	18	µg/L	EPA 547	1.8	5	WKL	
MO-FIL	2012/13-2	Wet	11/18/2012 8:17:00 AM	11/28/2012 4:38:00 AM	Heptachlor	n/a	<	0.0017	µg/L	EPA 608	0.0017	0.01	WKL	
MO-FIL	2012/13-2	Wet	11/18/2012 8:17:00 AM	11/28/2012 4:38:00 AM	Heptachlor epoxide	n/a	<	0.0019	µg/L	EPA 608	0.0019	0.01	WKL	
MO-FIL	2012/13-2	Wet	11/18/2012 8:17:00 AM	12/13/2012 2:49:00 PM	Malathion	n/a	=	0.07	µg/L	EPA 525.2	0.0076	0.01	WKL	
MO-FIL	2012/13-2	Wet	11/18/2012 8:17:00 AM	12/13/2012 2:49:00 PM	Merphos	n/a	<	0.0058	µg/L	EPA 525.2	0.0058	0.01	WKL	
MO-FIL	2012/13-2	Wet	11/18/2012 8:17:00 AM	11/28/2012 4:38:00 AM	Methoxychlor	n/a	<	0.0054	µg/L	EPA 608	0.0054	0.02	WKL	
MO-FIL	2012/13-2	Wet	11/18/2012 8:17:00 AM	12/13/2012 2:49:00 PM	Methyl parathion	n/a	<	0.0063	µg/L	EPA 525.2	0.0063	0.01	WKL	
MO-FIL	2012/13-2	Wet	11/18/2012 8:17:00 AM	12/4/2012 6:48:00 AM	Metolachlor	n/a	<	0.012	µg/L	EPA 525.2	0.012	0.1	WKL	
MO-FIL	2012/13-2	Wet	11/18/2012 8:17:00 AM	12/4/2012 6:48:00 AM	Metribuzin	n/a	<	0.015	µg/L	EPA 525.2	0.015	0.1	WKL	
MO-FIL	2012/13-2	Wet	11/18/2012 8:17:00 AM	12/13/2012 2:49:00 PM	Mevinphos	n/a	<	0.0042	µg/L	EPA 525.2	0.0042	0.01	WKL	

Appendix G
Laboratory Environmental Analysis Results

Site ID	Event	Event Type	Sample Date	Analysis Date	Constituent	Fraction	Sign	Result	Units	Method	MDL	Reporting Limit	Analyzing Laboratory	Qualifier
MO-FIL	2012/13-2	Wet	11/18/2012 8:17:00 AM	12/4/2012 6:48:00 AM	Molinate	n/a	<	0.039	µg/L	EPA 525.2	0.039	0.1	WKL	
MO-FIL	2012/13-2	Wet	11/18/2012 8:17:00 AM	12/13/2012 2:49:00 PM	Naled	n/a	<	0.0076	µg/L	EPA 525.2	0.0076	0.1	WKL	
MO-FIL	2012/13-2	Wet	11/18/2012 8:17:00 AM	12/2/2012 12:59:00 AM	Pentachlorophenol	n/a	<	0.04	µg/L	EPA 515.3	0.04	0.2	WKL	
MO-FIL	2012/13-2	Wet	11/18/2012 8:17:00 AM	12/13/2012 2:49:00 PM	Phorate	n/a	<	0.003	µg/L	EPA 525.2	0.003	0.01	WKL	
MO-FIL	2012/13-2	Wet	11/18/2012 8:17:00 AM	12/2/2012 12:59:00 AM	Picloram	n/a	<	0.05	µg/L	EPA 515.3	0.05	0.6	WKL	
MO-FIL	2012/13-2	Wet	11/18/2012 8:17:00 AM	12/4/2012 6:48:00 AM	Prometon	n/a	<	0.024	µg/L	EPA 525.2	0.024	0.2	WKL	
MO-FIL	2012/13-2	Wet	11/18/2012 8:17:00 AM	12/4/2012 6:48:00 AM	Prometryn	n/a	<	0.036	µg/L	EPA 525.2	0.036	0.1	WKL	
MO-FIL	2012/13-2	Wet	11/18/2012 8:17:00 AM	12/13/2012 2:49:00 PM	Ronnel (Fenchlorphos)	n/a	<	0.0041	µg/L	EPA 525.2	0.0041	0.01	WKL	
MO-FIL	2012/13-2	Wet	11/18/2012 8:17:00 AM	12/4/2012 6:48:00 AM	Simazine	n/a	<	0.015	µg/L	EPA 525.2	0.015	0.1	WKL	
MO-FIL	2012/13-2	Wet	11/18/2012 8:17:00 AM	12/13/2012 2:49:00 PM	Stirophos (Tetrachlorvinphos)	n/a	<	0.0031	µg/L	EPA 525.2	0.0031	0.01	WKL	
MO-FIL	2012/13-2	Wet	11/18/2012 8:17:00 AM	12/4/2012 6:48:00 AM	Terbacil	n/a	<	0.55	µg/L	EPA 525.2	0.55	2	WKL	
MO-FIL	2012/13-2	Wet	11/18/2012 8:17:00 AM	12/4/2012 6:48:00 AM	Thiobencarb	n/a	<	0.025	µg/L	EPA 525.2	0.025	0.2	WKL	
MO-FIL	2012/13-2	Wet	11/18/2012 8:17:00 AM	12/13/2012 2:49:00 PM	Tokuthion	n/a	<	0.0078	µg/L	EPA 525.2	0.0078	0.01	WKL	
MO-FIL	2012/13-2	Wet	11/18/2012 8:17:00 AM	11/28/2012 4:38:00 AM	Toxaphene	n/a	<	0.12	µg/L	EPA 608	0.12	0.5	WKL	
MO-FIL	2012/13-2	Wet	11/18/2012 8:17:00 AM	12/13/2012 2:49:00 PM	Trichloronate	n/a	<	0.0067	µg/L	EPA 525.2	0.0067	0.01	WKL	
MO-FIL	2012/13-2	Wet	11/18/2012 8:17:00 AM	12/4/2012 6:48:00 AM	Trithion	n/a	<	0.012	µg/L	EPA 525.2	0.012	0.1	WKL	
MO-FIL	2012/13-3	Wet	2/19/2013 8:55:00 PM	2/20/2013 6:30:00 PM	E. Coli	n/a	=	41	MPN/100 mL	MMO-MUG	10	10	VCHCA	
MO-FIL	2012/13-3	Wet	2/19/2013 8:55:00 PM	2/23/2013 10:03:00 PM	Fecal Coliform	n/a	=	80	MPN/100 mL	SM 9221 E	2	2	VCHCA	
MO-FIL	2012/13-3	Wet	2/19/2013 8:55:00 PM	2/20/2013 6:30:00 PM	Total Coliform	n/a	=	270000	MPN/100 mL	MMO-MUG	1000	1000	VCHCA	
MO-FIL	2012/13-3	Wet	2/19/2013 8:55:00 PM	2/19/2013 8:55:00 PM	Conductivity	n/a	=	1377	µmhos/cm	Field Meter	-88	1	Field Crew	
MO-FIL	2012/13-3	Wet	2/19/2013 8:55:00 PM	3/8/2013 9:36:00 PM	Cyanide	Total	<	0.0027	mg/L	EPA 335.4	0.0027	0.005	WKL	
MO-FIL	2012/13-3	Wet	2/19/2013 8:55:00 PM	2/19/2013 8:55:00 PM	DO	n/a	=	5.7	mg/L	Field Meter	-88	0.3	Field Crew	
MO-FIL	2012/13-3	Wet	2/19/2013 8:55:00 PM	2/19/2013 8:55:00 PM	DO	n/a	=	59	%	Field Meter	-88	0.1	Field Crew	
MO-FIL	2012/13-3	Wet	2/19/2013 8:55:00 PM	2/19/2013 8:55:00 PM	pH	n/a	=	7.74	pH Units	Field Meter	-88	0.01	Field Crew	
MO-FIL	2012/13-3	Wet	2/19/2013 8:55:00 PM	2/19/2013 8:55:00 PM	Salinity	n/a	=	840	mg/L	Field Meter	-88	100	Field Crew	
MO-FIL	2012/13-3	Wet	2/19/2013 8:55:00 PM	2/19/2013 8:55:00 PM	Specific Conductance	n/a	=	1662	µmhos/cm	Field Meter	-88	1	Field Crew	
MO-FIL	2012/13-3	Wet	2/19/2013 8:55:00 PM	2/19/2013 8:55:00 PM	Temperature	n/a	=	16	°C	Field Meter	-88	0.1	Field Crew	
MO-FIL	2012/13-3	Wet	2/19/2013 8:55:00 PM	3/4/2013 6:09:00 PM	Oil and Grease	n/a	DNQ	1.4	mg/L	EPA 1664A	1.3	5	WKL	
MO-FIL	2012/13-3	Wet	2/19/2013 8:55:00 PM	3/4/2013 6:09:00 PM	TPH	n/a	<	1.9	mg/L	EPA 1664A	1.9	5	WKL	
MO-FIL	2012/13-3	Wet	2/19/2013 8:55:00 PM	2/28/2013 1:36:00 AM	2-Chloroethyl vinyl ether	n/a	<	0.61	µg/L	EPA 524.2	0.61	1	WKL	
MO-FIL	2012/13-3	Wet	2/19/2013 8:55:00 PM	2/28/2013 1:36:00 AM	Methyl tert-butyl ether (MTBE)	n/a	<	0.19	µg/L	EPA 524.2	0.19	2	WKL	
MO-FIL	2012/13-3	Wet	2/20/2013 10:15:00 AM	2/28/2013 12:03:00 PM	Chloride	n/a	=	46	mg/L	EPA 300.0	0.1	0.5	WKL	
MO-FIL	2012/13-3	Wet	2/20/2013 10:15:00 AM	2/28/2013 12:03:00 PM	Fluoride	n/a	=	0.61	mg/L	EPA 300.0	0.02	0.1	WKL	
MO-FIL	2012/13-3	Wet	2/20/2013 10:15:00 AM	3/1/2013 7:35:00 AM	Perchlorate	n/a	<	0.95	µg/L	EPA 314.0	0.95	2	WKL	
MO-FIL	2012/13-3	Wet	2/20/2013 10:15:00 AM	2/25/2013 2:12:00 PM	Calcium	Total	=	120	mg/L	EPA 200.7	0.0156	0.1	WKL	
MO-FIL	2012/13-3	Wet	2/20/2013 10:15:00 AM	2/25/2013 2:12:00 PM	Magnesium	Total	=	33.9	mg/L	EPA 200.7	0.0121	0.1	WKL	
MO-FIL	2012/13-3	Wet	2/20/2013 10:15:00 AM	2/25/2013 10:23:00 PM	Alkalinity as CaCO3	n/a	=	180	mg/L	SM 2320 B	0.56	2	WKL	
MO-FIL	2012/13-3	Wet	2/20/2013 10:15:00 AM	2/26/2013 5:11:00 PM	BOD	n/a	=	8.8	mg/L	SM 5210 B	0.1	2	WKL	
MO-FIL	2012/13-3	Wet	2/20/2013 10:15:00 AM	3/2/2013 4:05:00 PM	COD	n/a	=	55	mg/L	EPA 410.4	0.73	5	WKL	
MO-FIL	2012/13-3	Wet	2/20/2013 10:15:00 AM	2/25/2013 2:12:00 PM	Hardness as CaCO3	Total	=	438	mg/L	EPA 200.7	0.0885	0.662	WKL	
MO-FIL	2012/13-3	Wet	2/20/2013 10:15:00 AM	2/21/2013 9:38:00 PM	MBAS	n/a	=	0.28	mg/L	SM 5540 C	0.019	0.05	WKL	
MO-FIL	2012/13-3	Wet	2/20/2013 10:15:00 AM	2/25/2013 6:26:00 PM	Phenolics	n/a	=	0.052	mg/L	EPA 420.4	0.0042	0.01	WKL	
MO-FIL	2012/13-3	Wet	2/20/2013 10:15:00 AM	3/4/2013 7:13:00 PM	Specific Conductance	n/a	=	1100	µmhos/cm	SM 2510 B	0.23	2	WKL	
MO-FIL	2012/13-3	Wet	2/20/2013 10:15:00 AM	2/26/2013 4:20:00 PM	Total Dissolved Solids	n/a	=	730	mg/L	SM 2540 C	4	10	WKL	
MO-FIL	2012/13-3	Wet	2/20/2013 10:15:00 AM	3/4/2013 10:20:00 AM	Total Organic Carbon	n/a	=	11	mg/L	SM 5310 C	0.045	1.5	WKL	D
MO-FIL	2012/13-3	Wet	2/20/2013 10:15:00 AM	2/26/2013 8:27:00 PM	Total Suspended Solids	n/a	=	19	mg/L	SM 2540 D	5	5	WKL	
MO-FIL	2012/13-3	Wet	2/20/2013 10:15:00 AM	2/21/2013 7:26:00 PM	Turbidity	n/a	=	15	NTU	EPA 180.1	0.024	0.1	WKL	
MO-FIL	2012/13-3	Wet	2/20/2013 10:15:00 AM	2/26/2013 8:27:00 PM	Volatile Suspended Solids	n/a	<	3.1	mg/L	EPA 160.4	3.1	5	WKL	

Appendix G
Laboratory Environmental Analysis Results

Site ID	Event	Event Type	Sample Date	Analysis Date	Constituent	Fraction	Sign	Result	Units	Method	MDL	Reporting Limit	Analyzing Laboratory	Qualifier
MO-FIL	2012/13-3	Wet	2/20/2013 10:15:00 AM	3/5/2013 3:32:00 PM	Aluminum	Dissolved	=	9.4	µg/L	EPA 200.8	0.61	5	WKL	
MO-FIL	2012/13-3	Wet	2/20/2013 10:15:00 AM	3/5/2013 3:40:00 PM	Aluminum	Total	=	470	µg/L	EPA 200.8	2.1	5	WKL	
MO-FIL	2012/13-3	Wet	2/20/2013 10:15:00 AM	3/5/2013 3:32:00 PM	Antimony	Dissolved	=	0.59	µg/L	EPA 200.8	0.04	0.5	WKL	
MO-FIL	2012/13-3	Wet	2/20/2013 10:15:00 AM	3/5/2013 3:40:00 PM	Antimony	Total	=	0.76	µg/L	EPA 200.8	0.04	0.5	WKL	
MO-FIL	2012/13-3	Wet	2/20/2013 10:15:00 AM	3/5/2013 3:32:00 PM	Arsenic	Dissolved	=	0.94	µg/L	EPA 200.8	0.036	0.4	WKL	
MO-FIL	2012/13-3	Wet	2/20/2013 10:15:00 AM	3/5/2013 3:40:00 PM	Arsenic	Total	=	1.2	µg/L	EPA 200.8	0.13	0.4	WKL	
MO-FIL	2012/13-3	Wet	2/20/2013 10:15:00 AM	3/5/2013 3:32:00 PM	Beryllium	Dissolved	<	0.088	µg/L	EPA 200.8	0.088	0.1	WKL	
MO-FIL	2012/13-3	Wet	2/20/2013 10:15:00 AM	3/5/2013 3:40:00 PM	Beryllium	Total	<	0.088	µg/L	EPA 200.8	0.088	0.1	WKL	
MO-FIL	2012/13-3	Wet	2/20/2013 10:15:00 AM	3/5/2013 3:32:00 PM	Cadmium	Dissolved	DNQ	0.07	µg/L	EPA 200.8	0.02	0.1	WKL	
MO-FIL	2012/13-3	Wet	2/20/2013 10:15:00 AM	3/5/2013 3:40:00 PM	Cadmium	Total	=	0.26	µg/L	EPA 200.8	0.02	0.1	WKL	
MO-FIL	2012/13-3	Wet	2/20/2013 10:15:00 AM	3/5/2013 3:32:00 PM	Chromium	Dissolved	=	0.37	µg/L	EPA 200.8	0.074	0.2	WKL	
MO-FIL	2012/13-3	Wet	2/20/2013 10:15:00 AM	3/5/2013 3:40:00 PM	Chromium	Total	=	1.5	µg/L	EPA 200.8	0.074	0.2	WKL	
MO-FIL	2012/13-3	Wet	2/20/2013 10:15:00 AM	3/4/2013 9:56:00 AM	Chromium VI	n/a	DNQ	0.19	µg/L	EPA 218.6	0.0059	0.3	WKL	
MO-FIL	2012/13-3	Wet	2/20/2013 10:15:00 AM	3/5/2013 3:32:00 PM	Copper	Dissolved	=	4.4	µg/L	EPA 200.8	0.27	0.5	WKL	
MO-FIL	2012/13-3	Wet	2/20/2013 10:15:00 AM	3/5/2013 3:40:00 PM	Copper	Total	=	11	µg/L	EPA 200.8	0.27	0.5	WKL	
MO-FIL	2012/13-3	Wet	2/20/2013 10:15:00 AM	2/25/2013 2:09:00 PM	Iron	Dissolved	=	16	µg/L	EPA 200.7	1.1	10	WKL	
MO-FIL	2012/13-3	Wet	2/20/2013 10:15:00 AM	2/25/2013 2:12:00 PM	Iron	Total	=	700	µg/L	EPA 200.7	1.1	10	WKL	
MO-FIL	2012/13-3	Wet	2/20/2013 10:15:00 AM	3/5/2013 3:32:00 PM	Lead	Dissolved	DNQ	0.06	µg/L	EPA 200.8	0.011	0.2	WKL	
MO-FIL	2012/13-3	Wet	2/20/2013 10:15:00 AM	3/5/2013 3:40:00 PM	Lead	Total	=	1.6	µg/L	EPA 200.8	0.035	0.2	WKL	
MO-FIL	2012/13-3	Wet	2/20/2013 10:15:00 AM	3/5/2013 7:28:00 PM	Mercury	Dissolved	DNQ	11	ng/L	EPA 245.1	3.9	50	WKL	
MO-FIL	2012/13-3	Wet	2/20/2013 10:15:00 AM	3/5/2013 7:28:00 PM	Mercury	Total	DNQ	22	ng/L	EPA 245.1	3.9	50	WKL	
MO-FIL	2012/13-3	Wet	2/20/2013 10:15:00 AM	3/5/2013 3:32:00 PM	Nickel	Dissolved	=	2.1	µg/L	EPA 200.8	0.13	0.8	WKL	
MO-FIL	2012/13-3	Wet	2/20/2013 10:15:00 AM	3/5/2013 3:40:00 PM	Nickel	Total	=	3.3	µg/L	EPA 200.8	0.13	0.8	WKL	
MO-FIL	2012/13-3	Wet	2/20/2013 10:15:00 AM	3/5/2013 3:32:00 PM	Selenium	Dissolved	=	5	µg/L	EPA 200.8	0.28	0.4	WKL	
MO-FIL	2012/13-3	Wet	2/20/2013 10:15:00 AM	3/5/2013 3:40:00 PM	Selenium	Total	=	5.2	µg/L	EPA 200.8	0.28	0.4	WKL	
MO-FIL	2012/13-3	Wet	2/20/2013 10:15:00 AM	3/5/2013 3:32:00 PM	Silver	Dissolved	<	0.027	µg/L	EPA 200.8	0.027	0.2	WKL	
MO-FIL	2012/13-3	Wet	2/20/2013 10:15:00 AM	3/5/2013 3:40:00 PM	Silver	Total	<	0.027	µg/L	EPA 200.8	0.027	0.2	WKL	
MO-FIL	2012/13-3	Wet	2/20/2013 10:15:00 AM	3/5/2013 3:32:00 PM	Thallium	Dissolved	<	0.009	µg/L	EPA 200.8	0.009	0.2	WKL	
MO-FIL	2012/13-3	Wet	2/20/2013 10:15:00 AM	3/5/2013 3:40:00 PM	Thallium	Total	<	0.034	µg/L	EPA 200.8	0.034	0.2	WKL	
MO-FIL	2012/13-3	Wet	2/20/2013 10:15:00 AM	3/5/2013 3:32:00 PM	Zinc	Dissolved	=	14	µg/L	EPA 200.8	1.1	5	WKL	
MO-FIL	2012/13-3	Wet	2/20/2013 10:15:00 AM	3/5/2013 3:40:00 PM	Zinc	Total	=	38	µg/L	EPA 200.8	1.1	5	WKL	
MO-FIL	2012/13-3	Wet	2/20/2013 10:15:00 AM	3/12/2013 6:48:00 PM	Ammonia as N	n/a	=	0.49	mg/L	EPA 350.1	0.048	0.1	WKL	
MO-FIL	2012/13-3	Wet	2/20/2013 10:15:00 AM	2/21/2013 8:05:00 PM	Nitrate + Nitrite as N	n/a	=	2	mg/L	EPA 353.2	0.01	0.1	WKL	
MO-FIL	2012/13-3	Wet	2/20/2013 10:15:00 AM	3/14/2013 4:06:00 PM	Phosphorus as P	Dissolved	=	0.16	mg/L	EPA 365.1	0.0014	0.01	WKL	
MO-FIL	2012/13-3	Wet	2/20/2013 10:15:00 AM	3/14/2013 1:44:00 PM	Phosphorus as P	Total	=	0.24	mg/L	EPA 365.1	0.0028	0.02	WKL	D
MO-FIL	2012/13-3	Wet	2/20/2013 10:15:00 AM	3/12/2013 10:13:00 PM	TKN	n/a	=	1.4	mg/L	EPA 351.2	0.074	0.1	WKL	
MO-FIL	2012/13-3	Wet	2/20/2013 10:15:00 AM	3/6/2013 10:19:00 PM	1,2,4-Trichlorobenzene	n/a	<	0.55	µg/L	EPA 625	0.55	1	WKL	
MO-FIL	2012/13-3	Wet	2/20/2013 10:15:00 AM	3/6/2013 10:19:00 PM	1,2-Dichlorobenzene	n/a	<	0.57	µg/L	EPA 625	0.57	1	WKL	
MO-FIL	2012/13-3	Wet	2/20/2013 10:15:00 AM	3/6/2013 10:19:00 PM	1,2-Diphenylhydrazine	n/a	<	0.25	µg/L	EPA 625	0.25	1	WKL	
MO-FIL	2012/13-3	Wet	2/20/2013 10:15:00 AM	3/6/2013 10:19:00 PM	1,3-Dichlorobenzene	n/a	<	0.53	µg/L	EPA 625	0.53	1	WKL	
MO-FIL	2012/13-3	Wet	2/20/2013 10:15:00 AM	3/6/2013 10:19:00 PM	1,4-Dichlorobenzene	n/a	<	0.55	µg/L	EPA 625	0.55	1	WKL	
MO-FIL	2012/13-3	Wet	2/20/2013 10:15:00 AM	3/21/2013 8:45:00 AM	1-Methylnaphthalene	n/a	<	0.1	µg/L	EPA 8270Cm	0.1	0.1	WKL	
MO-FIL	2012/13-3	Wet	2/20/2013 10:15:00 AM	3/20/2013 11:58:00 PM	2,4,5-Trichlorophenol	n/a	<	0.29	µg/L	EPA 8270Cm	0.29	1	WKL	
MO-FIL	2012/13-3	Wet	2/20/2013 10:15:00 AM	3/20/2013 11:58:00 PM	2,4,6-Trichlorophenol	n/a	DNQ	0.31	µg/L	EPA 8270Cm	0.3	1	WKL	
MO-FIL	2012/13-3	Wet	2/20/2013 10:15:00 AM	3/20/2013 11:58:00 PM	2,4-Dichlorophenol	n/a	<	0.51	µg/L	EPA 8270Cm	0.51	1	WKL	
MO-FIL	2012/13-3	Wet	2/20/2013 10:15:00 AM	3/20/2013 11:58:00 PM	2,4-Dimethylphenol	n/a	<	1	µg/L	EPA 8270Cm	1	2	WKL	
MO-FIL	2012/13-3	Wet	2/20/2013 10:15:00 AM	3/20/2013 11:58:00 PM	2,4-Dinitrophenol	n/a	<	1	µg/L	EPA 8270Cm	1	2	WKL	
MO-FIL	2012/13-3	Wet	2/20/2013 10:15:00 AM	3/6/2013 10:19:00 PM	2,4-Dinitrotoluene	n/a	<	0.18	µg/L	EPA 625	0.18	1	WKL	

Appendix G
Laboratory Environmental Analysis Results

Site ID	Event	Event Type	Sample Date	Analysis Date	Constituent	Fraction	Sign	Result	Units	Method	MDL	Reporting Limit	Analyzing Laboratory	Qualifier
MO-FIL	2012/13-3	Wet	2/20/2013 10:15:00 AM	3/6/2013 10:19:00 PM	2,6-Dinitrotoluene	n/a	<	0.27	µg/L	EPA 625	0.27	1	WKL	
MO-FIL	2012/13-3	Wet	2/20/2013 10:15:00 AM	3/6/2013 10:19:00 PM	2-Chloronaphthalene	n/a	<	0.45	µg/L	EPA 625	0.45	1	WKL	
MO-FIL	2012/13-3	Wet	2/20/2013 10:15:00 AM	3/20/2013 11:58:00 PM	2-Chlorophenol	n/a	<	0.65	µg/L	EPA 8270Cm	0.65	1	WKL	
MO-FIL	2012/13-3	Wet	2/20/2013 10:15:00 AM	3/21/2013 8:45:00 AM	2-Methylnaphthalene	n/a	<	0.1	µg/L	EPA 8270Cm	0.1	0.1	WKL	
MO-FIL	2012/13-3	Wet	2/20/2013 10:15:00 AM	3/20/2013 11:58:00 PM	2-Methylphenol	n/a	<	0.34	µg/L	EPA 8270Cm	0.34	1	WKL	
MO-FIL	2012/13-3	Wet	2/20/2013 10:15:00 AM	3/20/2013 11:58:00 PM	2-Nitrophenol	n/a	<	0.71	µg/L	EPA 8270Cm	0.71	1	WKL	
MO-FIL	2012/13-3	Wet	2/20/2013 10:15:00 AM	3/6/2013 10:19:00 PM	3,3'-Dichlorobenzidine	n/a	<	1.2	µg/L	EPA 625	1.2	5	WKL	
MO-FIL	2012/13-3	Wet	2/20/2013 10:15:00 AM	3/20/2013 11:58:00 PM	3-/4-Methylphenol	n/a	<	0.3	µg/L	EPA 8270Cm	0.3	1	WKL	
MO-FIL	2012/13-3	Wet	2/20/2013 10:15:00 AM	3/20/2013 11:58:00 PM	4,6-Dinitro-2-methylphenol	n/a	<	0.14	µg/L	EPA 8270Cm	0.14	1	WKL	
MO-FIL	2012/13-3	Wet	2/20/2013 10:15:00 AM	3/6/2013 10:19:00 PM	4-Bromophenyl phenyl ether	n/a	<	0.36	µg/L	EPA 625	0.36	1	WKL	
MO-FIL	2012/13-3	Wet	2/20/2013 10:15:00 AM	3/20/2013 11:58:00 PM	4-Chloro-3-methylphenol	n/a	<	0.37	µg/L	EPA 8270Cm	0.37	1	WKL	
MO-FIL	2012/13-3	Wet	2/20/2013 10:15:00 AM	3/6/2013 10:19:00 PM	4-Chlorophenyl phenyl ether	n/a	<	0.41	µg/L	EPA 625	0.41	1	WKL	
MO-FIL	2012/13-3	Wet	2/20/2013 10:15:00 AM	3/20/2013 11:58:00 PM	4-Nitrophenol	n/a	<	1	µg/L	EPA 8270Cm	1	2	WKL	
MO-FIL	2012/13-3	Wet	2/20/2013 10:15:00 AM	3/21/2013 8:45:00 AM	Acenaphthene	n/a	<	0.1	µg/L	EPA 8270Cm	0.1	0.1	WKL	
MO-FIL	2012/13-3	Wet	2/20/2013 10:15:00 AM	3/21/2013 8:45:00 AM	Acenaphthylene	n/a	<	0.1	µg/L	EPA 8270Cm	0.1	0.1	WKL	
MO-FIL	2012/13-3	Wet	2/20/2013 10:15:00 AM	3/21/2013 8:45:00 AM	Anthracene	n/a	<	0.1	µg/L	EPA 8270Cm	0.1	0.1	WKL	
MO-FIL	2012/13-3	Wet	2/20/2013 10:15:00 AM	3/21/2013 8:45:00 AM	Benz(a)anthracene	n/a	<	0.1	µg/L	EPA 8270Cm	0.1	0.1	WKL	
MO-FIL	2012/13-3	Wet	2/20/2013 10:15:00 AM	3/6/2013 10:19:00 PM	Benzidine	n/a	<	3.7	µg/L	EPA 625	3.7	10	WKL	
MO-FIL	2012/13-3	Wet	2/20/2013 10:15:00 AM	3/15/2013 3:14:00 AM	Benzo(a)pyrene	n/a	<	0.07	µg/L	EPA 525.2	0.07	0.1	WKL	
MO-FIL	2012/13-3	Wet	2/20/2013 10:15:00 AM	3/21/2013 8:45:00 AM	Benzo(b)fluoranthene	n/a	<	0.1	µg/L	EPA 8270Cm	0.1	0.1	WKL	
MO-FIL	2012/13-3	Wet	2/20/2013 10:15:00 AM	3/21/2013 8:45:00 AM	Benzo(g,h,i)perylene	n/a	<	0.1	µg/L	EPA 8270Cm	0.1	0.1	WKL	
MO-FIL	2012/13-3	Wet	2/20/2013 10:15:00 AM	3/21/2013 8:45:00 AM	Benzo(k)fluoranthene	n/a	<	0.1	µg/L	EPA 8270Cm	0.1	0.1	WKL	
MO-FIL	2012/13-3	Wet	2/20/2013 10:15:00 AM	3/6/2013 10:19:00 PM	Bis(2-chloroethoxy)methane	n/a	<	0.25	µg/L	EPA 625	0.25	1	WKL	
MO-FIL	2012/13-3	Wet	2/20/2013 10:15:00 AM	3/6/2013 10:19:00 PM	Bis(2-chloroethyl)ether	n/a	<	0.27	µg/L	EPA 625	0.27	1	WKL	
MO-FIL	2012/13-3	Wet	2/20/2013 10:15:00 AM	3/6/2013 10:19:00 PM	Bis(2-chloroisopropyl)ether	n/a	<	0.38	µg/L	EPA 625	0.38	1	WKL	
MO-FIL	2012/13-3	Wet	2/20/2013 10:15:00 AM	3/15/2013 3:14:00 AM	Bis(2-ethylhexyl)adipate	n/a	<	0.1	µg/L	EPA 525.2	0.1	5	WKL	
MO-FIL	2012/13-3	Wet	2/20/2013 10:15:00 AM	3/15/2013 3:14:00 AM	Bis(2-ethylhexyl)phthalate	n/a	<	1.1	µg/L	EPA 525.2	1.1	3	WKL	
MO-FIL	2012/13-3	Wet	2/20/2013 10:15:00 AM	3/6/2013 10:19:00 PM	Butyl benzyl phthalate	n/a	<	0.18	µg/L	EPA 625	0.18	1	WKL	
MO-FIL	2012/13-3	Wet	2/20/2013 10:15:00 AM	3/21/2013 8:45:00 AM	Chrysene	n/a	<	0.1	µg/L	EPA 8270Cm	0.1	0.1	WKL	
MO-FIL	2012/13-3	Wet	2/20/2013 10:15:00 AM	3/21/2013 8:45:00 AM	Dibenz(a,h)anthracene	n/a	<	0.1	µg/L	EPA 8270Cm	0.1	0.1	WKL	
MO-FIL	2012/13-3	Wet	2/20/2013 10:15:00 AM	3/6/2013 10:19:00 PM	Diethyl phthalate	n/a	<	0.15	µg/L	EPA 625	0.15	1	WKL	
MO-FIL	2012/13-3	Wet	2/20/2013 10:15:00 AM	3/6/2013 10:19:00 PM	Dimethyl phthalate	n/a	<	0.18	µg/L	EPA 625	0.18	1	WKL	
MO-FIL	2012/13-3	Wet	2/20/2013 10:15:00 AM	3/6/2013 10:19:00 PM	Di-n-butylphthalate	n/a	<	0.24	µg/L	EPA 625	0.24	1	WKL	
MO-FIL	2012/13-3	Wet	2/20/2013 10:15:00 AM	3/6/2013 10:19:00 PM	Di-n-octylphthalate	n/a	<	0.19	µg/L	EPA 625	0.19	1	WKL	
MO-FIL	2012/13-3	Wet	2/20/2013 10:15:00 AM	3/21/2013 8:45:00 AM	Fluoranthene	n/a	<	0.1	µg/L	EPA 8270Cm	0.1	0.1	WKL	
MO-FIL	2012/13-3	Wet	2/20/2013 10:15:00 AM	3/21/2013 8:45:00 AM	Fluorene	n/a	<	0.1	µg/L	EPA 8270Cm	0.1	0.1	WKL	
MO-FIL	2012/13-3	Wet	2/20/2013 10:15:00 AM	3/6/2013 10:19:00 PM	Hexachlorobenzene	n/a	<	0.49	µg/L	EPA 625	0.49	1	WKL	
MO-FIL	2012/13-3	Wet	2/20/2013 10:15:00 AM	3/6/2013 10:19:00 PM	Hexachlorobutadiene	n/a	<	0.47	µg/L	EPA 625	0.47	1	WKL	
MO-FIL	2012/13-3	Wet	2/20/2013 10:15:00 AM	3/6/2013 10:19:00 PM	Hexachlorocyclopentadiene	n/a	<	1.5	µg/L	EPA 625	1.5	5	WKL	
MO-FIL	2012/13-3	Wet	2/20/2013 10:15:00 AM	3/6/2013 10:19:00 PM	Hexachloroethane	n/a	<	0.52	µg/L	EPA 625	0.52	1	WKL	
MO-FIL	2012/13-3	Wet	2/20/2013 10:15:00 AM	3/21/2013 8:45:00 AM	Indeno(1,2,3-cd)pyrene	n/a	<	0.1	µg/L	EPA 8270Cm	0.1	0.1	WKL	
MO-FIL	2012/13-3	Wet	2/20/2013 10:15:00 AM	3/6/2013 10:19:00 PM	Isophorone	n/a	<	0.21	µg/L	EPA 625	0.21	1	WKL	
MO-FIL	2012/13-3	Wet	2/20/2013 10:15:00 AM	3/21/2013 8:45:00 AM	Naphthalene	n/a	<	0.1	µg/L	EPA 8270Cm	0.1	0.1	WKL	
MO-FIL	2012/13-3	Wet	2/20/2013 10:15:00 AM	3/6/2013 10:19:00 PM	Nitrobenzene	n/a	<	0.36	µg/L	EPA 625	0.36	1	WKL	
MO-FIL	2012/13-3	Wet	2/20/2013 10:15:00 AM	3/6/2013 10:19:00 PM	N-Nitrosodimethylamine	n/a	<	0.14	µg/L	EPA 625	0.14	1	WKL	
MO-FIL	2012/13-3	Wet	2/20/2013 10:15:00 AM	3/6/2013 10:19:00 PM	N-Nitrosodi-N-propylamine	n/a	<	0.26	µg/L	EPA 625	0.26	1	WKL	
MO-FIL	2012/13-3	Wet	2/20/2013 10:15:00 AM	3/6/2013 10:19:00 PM	N-Nitrosodiphenylamine	n/a	<	0.19	µg/L	EPA 625	0.19	1	WKL	
MO-FIL	2012/13-3	Wet	2/20/2013 10:15:00 AM	3/21/2013 8:45:00 AM	Phenanthrene	n/a	<	0.1	µg/L	EPA 8270Cm	0.1	0.1	WKL	

Appendix G
Laboratory Environmental Analysis Results

Site ID	Event	Event Type	Sample Date	Analysis Date	Constituent	Fraction	Sign	Result	Units	Method	MDL	Reporting Limit	Analyzing Laboratory	Qualifier
MO-FIL	2012/13-3	Wet	2/20/2013 10:15:00 AM	3/20/2013 11:58:00 PM	Phenol	n/a	<	0.35	µg/L	EPA 8270Cm	0.35	1	WKL	
MO-FIL	2012/13-3	Wet	2/20/2013 10:15:00 AM	3/21/2013 8:45:00 AM	Pyrene	n/a	<	0.1	µg/L	EPA 8270Cm	0.1	0.1	WKL	
MO-FIL	2012/13-3	Wet	2/20/2013 10:15:00 AM	3/14/2013 2:33:00 AM	PCB Aroclor 1016	n/a	<	0.05	µg/L	EPA 608	0.05	0.5	WKL	
MO-FIL	2012/13-3	Wet	2/20/2013 10:15:00 AM	3/14/2013 2:33:00 AM	PCB Aroclor 1221	n/a	<	0.06	µg/L	EPA 608	0.06	0.5	WKL	
MO-FIL	2012/13-3	Wet	2/20/2013 10:15:00 AM	3/14/2013 2:33:00 AM	PCB Aroclor 1232	n/a	<	0.15	µg/L	EPA 608	0.15	0.5	WKL	
MO-FIL	2012/13-3	Wet	2/20/2013 10:15:00 AM	3/14/2013 2:33:00 AM	PCB Aroclor 1242	n/a	<	0.07	µg/L	EPA 608	0.07	0.5	WKL	
MO-FIL	2012/13-3	Wet	2/20/2013 10:15:00 AM	3/14/2013 2:33:00 AM	PCB Aroclor 1248	n/a	<	0.06	µg/L	EPA 608	0.06	0.5	WKL	
MO-FIL	2012/13-3	Wet	2/20/2013 10:15:00 AM	3/14/2013 2:33:00 AM	PCB Aroclor 1254	n/a	<	0.04	µg/L	EPA 608	0.04	0.5	WKL	
MO-FIL	2012/13-3	Wet	2/20/2013 10:15:00 AM	3/14/2013 2:33:00 AM	PCB Aroclor 1260	n/a	<	0.04	µg/L	EPA 608	0.04	0.5	WKL	
MO-FIL	2012/13-3	Wet	2/20/2013 10:15:00 AM	2/26/2013 6:29:00 PM	2,4,5-T	n/a	<	0.07	µg/L	EPA 515.3	0.07	0.2	WKL	
MO-FIL	2012/13-3	Wet	2/20/2013 10:15:00 AM	2/26/2013 6:29:00 PM	2,4,5-TP	n/a	<	0.09	µg/L	EPA 515.3	0.09	0.2	WKL	
MO-FIL	2012/13-3	Wet	2/20/2013 10:15:00 AM	2/26/2013 6:29:00 PM	2,4-D	n/a	<	0.07	µg/L	EPA 515.3	0.07	0.4	WKL	
MO-FIL	2012/13-3	Wet	2/20/2013 10:15:00 AM	2/26/2013 6:29:00 PM	2,4-DB	n/a	<	0.07	µg/L	EPA 515.3	0.07	2	WKL	
MO-FIL	2012/13-3	Wet	2/20/2013 10:15:00 AM	2/26/2013 6:29:00 PM	3,5-Dichlorobenzoic acid	n/a	<	0.09	µg/L	EPA 515.3	0.09	1	WKL	
MO-FIL	2012/13-3	Wet	2/20/2013 10:15:00 AM	3/14/2013 2:33:00 AM	4,4'-DDD	n/a	<	0.003	µg/L	EPA 608	0.003	0.05	WKL	
MO-FIL	2012/13-3	Wet	2/20/2013 10:15:00 AM	3/14/2013 2:33:00 AM	4,4'-DDE	n/a	<	0.0025	µg/L	EPA 608	0.0025	0.05	WKL	
MO-FIL	2012/13-3	Wet	2/20/2013 10:15:00 AM	3/14/2013 2:33:00 AM	4,4'-DDT	n/a	<	0.0031	µg/L	EPA 608	0.0031	0.01	WKL	
MO-FIL	2012/13-3	Wet	2/20/2013 10:15:00 AM	2/26/2013 6:29:00 PM	Acifluorfen	n/a	<	0.06	µg/L	EPA 515.3	0.06	0.4	WKL	
MO-FIL	2012/13-3	Wet	2/20/2013 10:15:00 AM	3/15/2013 3:14:00 AM	Alachlor	n/a	<	0.022	µg/L	EPA 525.2	0.022	0.1	WKL	
MO-FIL	2012/13-3	Wet	2/20/2013 10:15:00 AM	3/14/2013 2:33:00 AM	Aldrin	n/a	<	0.0015	µg/L	EPA 608	0.0015	0.005	WKL	
MO-FIL	2012/13-3	Wet	2/20/2013 10:15:00 AM	3/14/2013 2:33:00 AM	alpha-BHC	n/a	<	0.0018	µg/L	EPA 608	0.0018	0.01	WKL	
MO-FIL	2012/13-3	Wet	2/20/2013 10:15:00 AM	3/14/2013 2:33:00 AM	alpha-Chlordane	n/a	<	0.0041	µg/L	EPA 608	0.0041	0.01	WKL	
MO-FIL	2012/13-3	Wet	2/20/2013 10:15:00 AM	3/15/2013 3:14:00 AM	Atrazine	n/a	<	0.034	µg/L	EPA 525.2	0.034	0.1	WKL	
MO-FIL	2012/13-3	Wet	2/20/2013 10:15:00 AM	3/13/2013 6:49:00 PM	Azinphos methyl	n/a	<	0.0055	µg/L	EPA 525.2	0.0055	0.01	WKL	EUM
MO-FIL	2012/13-3	Wet	2/20/2013 10:15:00 AM	2/26/2013 6:29:00 PM	Bentazon	n/a	<	0.11	µg/L	EPA 515.3	0.11	2	WKL	
MO-FIL	2012/13-3	Wet	2/20/2013 10:15:00 AM	3/14/2013 2:33:00 AM	beta-BHC	n/a	<	0.0031	µg/L	EPA 608	0.0031	0.005	WKL	
MO-FIL	2012/13-3	Wet	2/20/2013 10:15:00 AM	3/13/2013 6:49:00 PM	Bolstar	n/a	<	0.0046	µg/L	EPA 525.2	0.0046	0.01	WKL	
MO-FIL	2012/13-3	Wet	2/20/2013 10:15:00 AM	3/15/2013 3:14:00 AM	Bromacil	n/a	<	0.038	µg/L	EPA 525.2	0.038	1	WKL	
MO-FIL	2012/13-3	Wet	2/20/2013 10:15:00 AM	3/15/2013 3:14:00 AM	Butachlor	n/a	<	0.017	µg/L	EPA 525.2	0.017	0.2	WKL	
MO-FIL	2012/13-3	Wet	2/20/2013 10:15:00 AM	3/15/2013 3:14:00 AM	Captan	n/a	<	0.86	µg/L	EPA 525.2	0.86	1	WKL	
MO-FIL	2012/13-3	Wet	2/20/2013 10:15:00 AM	3/14/2013 2:33:00 AM	Chlordane (technical)	n/a	<	0.08	µg/L	EPA 608	0.08	0.1	WKL	
MO-FIL	2012/13-3	Wet	2/20/2013 10:15:00 AM	3/15/2013 3:14:00 AM	Chloropropham	n/a	<	0.01	µg/L	EPA 525.2	0.01	0.1	WKL	
MO-FIL	2012/13-3	Wet	2/20/2013 10:15:00 AM	3/13/2013 6:49:00 PM	Chlorpyrifos	n/a	<	0.0069	µg/L	EPA 525.2	0.0069	0.01	WKL	
MO-FIL	2012/13-3	Wet	2/20/2013 10:15:00 AM	3/13/2013 6:49:00 PM	Coumaphos	n/a	<	0.0051	µg/L	EPA 525.2	0.0051	0.01	WKL	
MO-FIL	2012/13-3	Wet	2/20/2013 10:15:00 AM	3/15/2013 3:14:00 AM	Cyanazine	n/a	<	0.024	µg/L	EPA 525.2	0.024	0.1	WKL	
MO-FIL	2012/13-3	Wet	2/20/2013 10:15:00 AM	2/26/2013 6:29:00 PM	Dalapon	n/a	<	0.1	µg/L	EPA 515.3	0.1	0.4	WKL	
MO-FIL	2012/13-3	Wet	2/20/2013 10:15:00 AM	2/26/2013 6:29:00 PM	DCPA (Dacthal)	n/a	<	0.07	µg/L	EPA 515.3	0.07	0.1	WKL	
MO-FIL	2012/13-3	Wet	2/20/2013 10:15:00 AM	3/14/2013 2:33:00 AM	delta-BHC	n/a	<	0.0025	µg/L	EPA 608	0.0025	0.005	WKL	
MO-FIL	2012/13-3	Wet	2/20/2013 10:15:00 AM	3/13/2013 6:49:00 PM	Demeton-O	n/a	<	0.01	µg/L	EPA 525.2	0.01	0.01	WKL	
MO-FIL	2012/13-3	Wet	2/20/2013 10:15:00 AM	3/13/2013 6:49:00 PM	Demeton-S	n/a	<	0.01	µg/L	EPA 525.2	0.01	0.01	WKL	
MO-FIL	2012/13-3	Wet	2/20/2013 10:15:00 AM	3/13/2013 6:49:00 PM	Diazinon	n/a	<	0.0052	µg/L	EPA 525.2	0.0052	0.01	WKL	
MO-FIL	2012/13-3	Wet	2/20/2013 10:15:00 AM	2/26/2013 6:29:00 PM	Dicamba	n/a	<	0.12	µg/L	EPA 515.3	0.12	0.6	WKL	
MO-FIL	2012/13-3	Wet	2/20/2013 10:15:00 AM	2/26/2013 6:29:00 PM	Dichlorprop	n/a	<	0.08	µg/L	EPA 515.3	0.08	0.3	WKL	
MO-FIL	2012/13-3	Wet	2/20/2013 10:15:00 AM	3/13/2013 6:49:00 PM	Dichlorvos	n/a	<	0.0029	µg/L	EPA 525.2	0.0029	0.01	WKL	
MO-FIL	2012/13-3	Wet	2/20/2013 10:15:00 AM	3/14/2013 2:33:00 AM	Dieldrin	n/a	<	0.0021	µg/L	EPA 608	0.0021	0.01	WKL	
MO-FIL	2012/13-3	Wet	2/20/2013 10:15:00 AM	3/13/2013 6:49:00 PM	Dimethoate	n/a	<	0.0062	µg/L	EPA 525.2	0.0062	0.01	WKL	
MO-FIL	2012/13-3	Wet	2/20/2013 10:15:00 AM	2/26/2013 6:29:00 PM	Dinoseb	n/a	<	0.14	µg/L	EPA 515.3	0.14	0.4	WKL	
MO-FIL	2012/13-3	Wet	2/20/2013 10:15:00 AM	3/15/2013 3:14:00 AM	Diphenamid	n/a	<	0.024	µg/L	EPA 525.2	0.024	0.1	WKL	

Appendix G
Laboratory Environmental Analysis Results

Site ID	Event	Event Type	Sample Date	Analysis Date	Constituent	Fraction	Sign	Result	Units	Method	MDL	Reporting Limit	Analyzing Laboratory	Qualifier
MO-FIL	2012/13-3	Wet	2/20/2013 10:15:00 AM	3/13/2013 6:49:00 PM	Disulfoton	n/a	<	0.01	µg/L	EPA 525.2	0.01	0.01	WKL	
MO-FIL	2012/13-3	Wet	2/20/2013 10:15:00 AM	3/14/2013 2:33:00 AM	Endosulfan I	n/a	<	0.0017	µg/L	EPA 608	0.0017	0.02	WKL	
MO-FIL	2012/13-3	Wet	2/20/2013 10:15:00 AM	3/14/2013 2:33:00 AM	Endosulfan II	n/a	<	0.0019	µg/L	EPA 608	0.0019	0.01	WKL	
MO-FIL	2012/13-3	Wet	2/20/2013 10:15:00 AM	3/14/2013 2:33:00 AM	Endosulfan sulfate	n/a	<	0.008	µg/L	EPA 608	0.008	0.05	WKL	
MO-FIL	2012/13-3	Wet	2/20/2013 10:15:00 AM	3/14/2013 2:33:00 AM	Endrin	n/a	<	0.0028	µg/L	EPA 608	0.0028	0.01	WKL	
MO-FIL	2012/13-3	Wet	2/20/2013 10:15:00 AM	3/14/2013 2:33:00 AM	Endrin aldehyde	n/a	<	0.003	µg/L	EPA 608	0.003	0.01	WKL	
MO-FIL	2012/13-3	Wet	2/20/2013 10:15:00 AM	3/15/2013 3:14:00 AM	EPTC	n/a	<	0.017	µg/L	EPA 525.2	0.017	1	WKL	
MO-FIL	2012/13-3	Wet	2/20/2013 10:15:00 AM	3/13/2013 6:49:00 PM	Ethoprop	n/a	<	0.0067	µg/L	EPA 525.2	0.0067	0.01	WKL	
MO-FIL	2012/13-3	Wet	2/20/2013 10:15:00 AM	3/13/2013 6:49:00 PM	Ethyl parathion	n/a	<	0.0054	µg/L	EPA 525.2	0.0054	0.01	WKL	
MO-FIL	2012/13-3	Wet	2/20/2013 10:15:00 AM	3/13/2013 6:49:00 PM	Fensulfothion	n/a	<	0.0029	µg/L	EPA 525.2	0.0029	0.01	WKL	
MO-FIL	2012/13-3	Wet	2/20/2013 10:15:00 AM	3/13/2013 6:49:00 PM	Fenthion	n/a	<	0.0038	µg/L	EPA 525.2	0.0038	0.01	WKL	
MO-FIL	2012/13-3	Wet	2/20/2013 10:15:00 AM	3/14/2013 2:33:00 AM	gamma-BHC (Lindane)	n/a	<	0.0021	µg/L	EPA 608	0.0021	0.02	WKL	
MO-FIL	2012/13-3	Wet	2/20/2013 10:15:00 AM	3/14/2013 2:33:00 AM	gamma-Chlordane	n/a	<	0.0044	µg/L	EPA 608	0.0044	0.01	WKL	
MO-FIL	2012/13-3	Wet	2/20/2013 10:15:00 AM	2/25/2013 5:50:00 PM	Glyphosate	n/a	=	31	µg/L	EPA 547	1.8	5	WKL	
MO-FIL	2012/13-3	Wet	2/20/2013 10:15:00 AM	3/14/2013 2:33:00 AM	Heptachlor	n/a	<	0.0017	µg/L	EPA 608	0.0017	0.01	WKL	
MO-FIL	2012/13-3	Wet	2/20/2013 10:15:00 AM	3/14/2013 2:33:00 AM	Heptachlor epoxide	n/a	<	0.0019	µg/L	EPA 608	0.0019	0.01	WKL	
MO-FIL	2012/13-3	Wet	2/20/2013 10:15:00 AM	3/13/2013 6:49:00 PM	Malathion	n/a	<	0.0076	µg/L	EPA 525.2	0.0076	0.01	WKL	
MO-FIL	2012/13-3	Wet	2/20/2013 10:15:00 AM	3/13/2013 6:49:00 PM	Merphos	n/a	<	0.0058	µg/L	EPA 525.2	0.0058	0.01	WKL	
MO-FIL	2012/13-3	Wet	2/20/2013 10:15:00 AM	3/14/2013 2:33:00 AM	Methoxychlor	n/a	<	0.0054	µg/L	EPA 608	0.0054	0.02	WKL	
MO-FIL	2012/13-3	Wet	2/20/2013 10:15:00 AM	3/13/2013 6:49:00 PM	Methyl parathion	n/a	<	0.0063	µg/L	EPA 525.2	0.0063	0.01	WKL	
MO-FIL	2012/13-3	Wet	2/20/2013 10:15:00 AM	3/15/2013 3:14:00 AM	Metolachlor	n/a	<	0.012	µg/L	EPA 525.2	0.012	0.1	WKL	
MO-FIL	2012/13-3	Wet	2/20/2013 10:15:00 AM	3/15/2013 3:14:00 AM	Metribuzin	n/a	<	0.015	µg/L	EPA 525.2	0.015	0.1	WKL	
MO-FIL	2012/13-3	Wet	2/20/2013 10:15:00 AM	3/13/2013 6:49:00 PM	Mevinphos	n/a	<	0.0042	µg/L	EPA 525.2	0.0042	0.01	WKL	
MO-FIL	2012/13-3	Wet	2/20/2013 10:15:00 AM	3/15/2013 3:14:00 AM	Molinate	n/a	<	0.039	µg/L	EPA 525.2	0.039	0.1	WKL	
MO-FIL	2012/13-3	Wet	2/20/2013 10:15:00 AM	3/13/2013 6:49:00 PM	Naled	n/a	<	0.0076	µg/L	EPA 525.2	0.0076	0.01	WKL	
MO-FIL	2012/13-3	Wet	2/20/2013 10:15:00 AM	2/26/2013 6:29:00 PM	Pentachlorophenol	n/a	<	0.04	µg/L	EPA 515.3	0.04	0.2	WKL	
MO-FIL	2012/13-3	Wet	2/20/2013 10:15:00 AM	3/13/2013 6:49:00 PM	Phorate	n/a	<	0.003	µg/L	EPA 525.2	0.003	0.01	WKL	
MO-FIL	2012/13-3	Wet	2/20/2013 10:15:00 AM	2/26/2013 6:29:00 PM	Picloram	n/a	<	0.05	µg/L	EPA 515.3	0.05	0.6	WKL	
MO-FIL	2012/13-3	Wet	2/20/2013 10:15:00 AM	3/15/2013 3:14:00 AM	Prometon	n/a	<	0.024	µg/L	EPA 525.2	0.024	0.2	WKL	
MO-FIL	2012/13-3	Wet	2/20/2013 10:15:00 AM	3/15/2013 3:14:00 AM	Prometryn	n/a	<	0.036	µg/L	EPA 525.2	0.036	0.1	WKL	
MO-FIL	2012/13-3	Wet	2/20/2013 10:15:00 AM	3/13/2013 6:49:00 PM	Ronnel (Fenchlorphos)	n/a	<	0.0041	µg/L	EPA 525.2	0.0041	0.01	WKL	
MO-FIL	2012/13-3	Wet	2/20/2013 10:15:00 AM	3/15/2013 3:14:00 AM	Simazine	n/a	=	53	µg/L	EPA 525.2	0.015	0.1	WKL	
MO-FIL	2012/13-3	Wet	2/20/2013 10:15:00 AM	3/13/2013 6:49:00 PM	Stirophos (Tetrachlorvinphos)	n/a	<	0.0031	µg/L	EPA 525.2	0.0031	0.01	WKL	
MO-FIL	2012/13-3	Wet	2/20/2013 10:15:00 AM	3/15/2013 3:14:00 AM	Terbacil	n/a	<	0.55	µg/L	EPA 525.2	0.55	2	WKL	
MO-FIL	2012/13-3	Wet	2/20/2013 10:15:00 AM	3/15/2013 3:14:00 AM	Thiobencarb	n/a	<	0.025	µg/L	EPA 525.2	0.025	0.2	WKL	
MO-FIL	2012/13-3	Wet	2/20/2013 10:15:00 AM	3/13/2013 6:49:00 PM	Tokuthion	n/a	<	0.0078	µg/L	EPA 525.2	0.0078	0.01	WKL	
MO-FIL	2012/13-3	Wet	2/20/2013 10:15:00 AM	3/14/2013 2:33:00 AM	Toxaphene	n/a	<	0.12	µg/L	EPA 608	0.12	0.5	WKL	
MO-FIL	2012/13-3	Wet	2/20/2013 10:15:00 AM	3/13/2013 6:49:00 PM	Trichloronate	n/a	<	0.0067	µg/L	EPA 525.2	0.0067	0.01	WKL	
MO-FIL	2012/13-3	Wet	2/20/2013 10:15:00 AM	3/15/2013 3:14:00 AM	Trithion	n/a	<	0.012	µg/L	EPA 525.2	0.012	0.1	WKL	
MO-FIL	2012/13-4	Wet	3/7/2013 11:55:00 PM	3/8/2013 10:20:00 PM	E. Coli	n/a	=	17329	MPN/100 mL	MMO-MUG	10	10	VCHCA	
MO-FIL	2012/13-4	Wet	3/7/2013 11:55:00 PM	3/12/2013 1:24:00 AM	Fecal Coliform	n/a	=	30000	MPN/100 mL	SM 9221 E	2	2	VCHCA	
MO-FIL	2012/13-4	Wet	3/7/2013 11:55:00 PM	3/8/2013 10:20:00 PM	Total Coliform	n/a	=	235900	MPN/100 mL	MMO-MUG	1000	1000	VCHCA	
MO-FIL	2012/13-4	Wet	3/7/2013 11:55:00 PM	3/7/2013 11:55:00 PM	Conductivity	n/a	=	486	µmhos/cm	Field Meter	-88	1	Field Crew	
MO-FIL	2012/13-4	Wet	3/7/2013 11:55:00 PM	3/22/2013 2:02:00 PM	Cyanide	Total	<	0.0027	mg/L	EPA 335.4	0.0027	0.005	WKL	
MO-FIL	2012/13-4	Wet	3/7/2013 11:55:00 PM	3/7/2013 11:55:00 PM	DO	n/a	=	68.4	%	Field Meter	-88	0.1	Field Crew	
MO-FIL	2012/13-4	Wet	3/7/2013 11:55:00 PM	3/7/2013 11:55:00 PM	DO	n/a	=	6.47	mg/L	Field Meter	-88	0.3	Field Crew	
MO-FIL	2012/13-4	Wet	3/7/2013 11:55:00 PM	3/7/2013 11:55:00 PM	pH	n/a	=	7.9	pH Units	Field Meter	-88	0.01	Field Crew	
MO-FIL	2012/13-4	Wet	3/7/2013 11:55:00 PM	3/7/2013 11:55:00 PM	Salinity	n/a	=	300	mg/L	Field Meter	-88	100	Field Crew	

Appendix G
Laboratory Environmental Analysis Results

Site ID	Event	Event Type	Sample Date	Analysis Date	Constituent	Fraction	Sign	Result	Units	Method	MDL	Reporting Limit	Analyzing Laboratory	Qualifier
MO-FIL	2012/13-4	Wet	3/7/2013 11:55:00 PM	3/7/2013 11:55:00 PM	Specific Conductance	n/a	=	602	µmhos/cm	Field Meter	-88	1	Field Crew	
MO-FIL	2012/13-4	Wet	3/7/2013 11:55:00 PM	3/7/2013 11:55:00 PM	Temperature	n/a	=	15	°C	Field Meter	-88	0.1	Field Crew	
MO-FIL	2012/13-4	Wet	3/7/2013 11:55:00 PM	3/14/2013 3:00:00 PM	Oil and Grease	n/a	DNQ	3.2	mg/L	EPA 1664A	1.3	5	WKL	
MO-FIL	2012/13-4	Wet	3/7/2013 11:55:00 PM	3/14/2013 3:00:00 PM	TPH	n/a	<	1.9	mg/L	EPA 1664A	1.9	5	WKL	
MO-FIL	2012/13-4	Wet	3/7/2013 11:55:00 PM	3/11/2013 7:48:00 PM	2-Chloroethyl vinyl ether	n/a	<	0.61	µg/L	EPA 524.2	0.61	1	WKL	
MO-FIL	2012/13-4	Wet	3/7/2013 11:55:00 PM	3/11/2013 7:48:00 PM	Methyl tert-butyl ether (MTBE)	n/a	<	0.19	µg/L	EPA 524.2	0.19	2	WKL	
MO-FIL	2012/13-4	Wet	3/8/2013 9:41:00 AM	3/19/2013 8:50:00 PM	Chloride	n/a	=	12	mg/L	EPA 300.0	0.1	0.5	WKL	
MO-FIL	2012/13-4	Wet	3/8/2013 9:41:00 AM	3/19/2013 8:50:00 PM	Fluoride	n/a	=	0.16	mg/L	EPA 300.0	0.02	0.1	WKL	
MO-FIL	2012/13-4	Wet	3/8/2013 9:41:00 AM	3/19/2013 5:42:00 PM	Perchlorate	n/a	<	0.95	µg/L	EPA 314.0	0.95	2	WKL	
MO-FIL	2012/13-4	Wet	3/8/2013 9:41:00 AM	3/14/2013 11:56:00 AM	Calcium	Total	=	39	mg/L	EPA 200.7	0.0156	0.1	WKL	
MO-FIL	2012/13-4	Wet	3/8/2013 9:41:00 AM	3/14/2013 11:56:00 AM	Magnesium	Total	=	10.3	mg/L	EPA 200.7	0.0121	0.1	WKL	
MO-FIL	2012/13-4	Wet	3/8/2013 9:41:00 AM	3/22/2013 10:05:00 AM	Alkalinity as CaCO3	n/a	=	61	mg/L	SM 2320 B	0.56	10	WKL	
MO-FIL	2012/13-4	Wet	3/8/2013 9:41:00 AM	3/14/2013 2:00:00 PM	BOD	n/a	=	8.6	mg/L	SM 5210 B	0.1	2	WKL	
MO-FIL	2012/13-4	Wet	3/8/2013 9:41:00 AM	3/20/2013 10:56:00 PM	COD	n/a	=	54	mg/L	EPA 410.4	0.73	5	WKL	
MO-FIL	2012/13-4	Wet	3/8/2013 9:41:00 AM	3/14/2013 11:56:00 AM	Hardness as CaCO3	Total	=	140	mg/L	EPA 200.7	0.0885	0.662	WKL	
MO-FIL	2012/13-4	Wet	3/8/2013 9:41:00 AM	3/9/2013 8:43:00 PM	MBAS	n/a	=	0.18	mg/L	SM 5540 C	0.019	0.05	WKL	
MO-FIL	2012/13-4	Wet	3/8/2013 9:41:00 AM	3/26/2013 11:52:00 AM	Phenolics	n/a	=	0.084	mg/L	EPA 420.4	0.0042	0.01	WKL	
MO-FIL	2012/13-4	Wet	3/8/2013 9:41:00 AM	3/18/2013 3:18:00 PM	Specific Conductance	n/a	=	360	µmhos/cm	SM 2510 B	0.23	2	WKL	
MO-FIL	2012/13-4	Wet	3/8/2013 9:41:00 AM	3/12/2013 9:45:00 PM	Total Dissolved Solids	n/a	=	230	mg/L	SM 2540 C	4	10	WKL	
MO-FIL	2012/13-4	Wet	3/8/2013 9:41:00 AM	3/14/2013 2:56:00 PM	Total Organic Carbon	n/a	=	6.4	mg/L	SM 5310 C	0.036	1.2	WKL	D
MO-FIL	2012/13-4	Wet	3/8/2013 9:41:00 AM	3/12/2013 8:00:00 PM	Total Suspended Solids	n/a	=	63	mg/L	SM 2540 D	5	5	WKL	
MO-FIL	2012/13-4	Wet	3/8/2013 9:41:00 AM	3/9/2013 6:55:00 PM	Turbidity	n/a	=	22	NTU	EPA 180.1	0.024	0.1	WKL	
MO-FIL	2012/13-4	Wet	3/8/2013 9:41:00 AM	3/12/2013 8:00:00 PM	Volatile Suspended Solids	n/a	=	20	mg/L	EPA 160.4	3.1	5	WKL	
MO-FIL	2012/13-4	Wet	3/8/2013 9:41:00 AM	4/1/2013 7:14:00 PM	Aluminum	Dissolved	=	11	µg/L	EPA 200.8	0.61	5	WKL	
MO-FIL	2012/13-4	Wet	3/8/2013 9:41:00 AM	4/1/2013 9:23:00 PM	Aluminum	Total	=	1200	µg/L	EPA 200.8	2.1	5	WKL	
MO-FIL	2012/13-4	Wet	3/8/2013 9:41:00 AM	4/1/2013 7:14:00 PM	Antimony	Dissolved	DNQ	0.4	µg/L	EPA 200.8	0.04	0.5	WKL	
MO-FIL	2012/13-4	Wet	3/8/2013 9:41:00 AM	4/1/2013 9:23:00 PM	Antimony	Total	=	0.63	µg/L	EPA 200.8	0.04	0.5	WKL	
MO-FIL	2012/13-4	Wet	3/8/2013 9:41:00 AM	4/1/2013 7:14:00 PM	Arsenic	Dissolved	=	0.64	µg/L	EPA 200.8	0.036	0.4	WKL	
MO-FIL	2012/13-4	Wet	3/8/2013 9:41:00 AM	4/1/2013 9:23:00 PM	Arsenic	Total	=	1	µg/L	EPA 200.8	0.13	0.4	WKL	
MO-FIL	2012/13-4	Wet	3/8/2013 9:41:00 AM	4/2/2013 1:26:00 PM	Beryllium	Dissolved	<	0.088	µg/L	EPA 200.8	0.088	0.1	WKL	
MO-FIL	2012/13-4	Wet	3/8/2013 9:41:00 AM	4/2/2013 2:16:00 PM	Beryllium	Total	<	0.088	µg/L	EPA 200.8	0.088	0.1	WKL	
MO-FIL	2012/13-4	Wet	3/8/2013 9:41:00 AM	4/1/2013 7:14:00 PM	Cadmium	Dissolved	DNQ	0.07	µg/L	EPA 200.8	0.02	0.1	WKL	
MO-FIL	2012/13-4	Wet	3/8/2013 9:41:00 AM	4/1/2013 9:23:00 PM	Cadmium	Total	=	0.41	µg/L	EPA 200.8	0.02	0.1	WKL	
MO-FIL	2012/13-4	Wet	3/8/2013 9:41:00 AM	4/1/2013 7:14:00 PM	Chromium	Dissolved	=	0.66	µg/L	EPA 200.8	0.074	0.2	WKL	
MO-FIL	2012/13-4	Wet	3/8/2013 9:41:00 AM	4/1/2013 9:23:00 PM	Chromium	Total	=	4.2	µg/L	EPA 200.8	0.074	0.2	WKL	
MO-FIL	2012/13-4	Wet	3/8/2013 9:41:00 AM	3/13/2013 3:51:00 PM	Chromium VI	n/a	=	0.4	µg/L	EPA 218.6	0.0059	0.3	WKL	
MO-FIL	2012/13-4	Wet	3/8/2013 9:41:00 AM	4/1/2013 7:14:00 PM	Copper	Dissolved	=	4.8	µg/L	EPA 200.8	0.27	0.5	WKL	
MO-FIL	2012/13-4	Wet	3/8/2013 9:41:00 AM	4/1/2013 9:23:00 PM	Copper	Total	=	13	µg/L	EPA 200.8	0.27	0.5	WKL	
MO-FIL	2012/13-4	Wet	3/8/2013 9:41:00 AM	3/14/2013 12:25:00 PM	Iron	Dissolved	=	22	µg/L	EPA 200.7	1.1	10	WKL	
MO-FIL	2012/13-4	Wet	3/8/2013 9:41:00 AM	3/14/2013 11:56:00 AM	Iron	Total	=	1700	µg/L	EPA 200.7	1.1	10	WKL	
MO-FIL	2012/13-4	Wet	3/8/2013 9:41:00 AM	4/2/2013 1:26:00 PM	Lead	Dissolved	=	0.31	µg/L	EPA 200.8	0.011	0.2	WKL	UL-MB
MO-FIL	2012/13-4	Wet	3/8/2013 9:41:00 AM	4/2/2013 2:16:00 PM	Lead	Total	=	3.8	µg/L	EPA 200.8	0.035	0.2	WKL	
MO-FIL	2012/13-4	Wet	3/8/2013 9:41:00 AM	3/27/2013 4:49:00 PM	Mercury	Dissolved	<	3.9	ng/L	EPA 245.1	3.9	50	WKL	
MO-FIL	2012/13-4	Wet	3/8/2013 9:41:00 AM	4/3/2013 2:38:00 PM	Mercury	Total	=	64	ng/L	EPA 245.1	3.9	50	WKL	
MO-FIL	2012/13-4	Wet	3/8/2013 9:41:00 AM	4/1/2013 7:14:00 PM	Nickel	Dissolved	=	1.5	µg/L	EPA 200.8	0.13	0.8	WKL	
MO-FIL	2012/13-4	Wet	3/8/2013 9:41:00 AM	4/1/2013 9:23:00 PM	Nickel	Total	=	4.2	µg/L	EPA 200.8	0.13	0.8	WKL	
MO-FIL	2012/13-4	Wet	3/8/2013 9:41:00 AM	4/1/2013 7:14:00 PM	Selenium	Dissolved	=	1.5	µg/L	EPA 200.8	0.28	0.4	WKL	
MO-FIL	2012/13-4	Wet	3/8/2013 9:41:00 AM	4/1/2013 9:23:00 PM	Selenium	Total	=	1.7	µg/L	EPA 200.8	0.28	0.4	WKL	

Appendix G
Laboratory Environmental Analysis Results

Site ID	Event	Event Type	Sample Date	Analysis Date	Constituent	Fraction	Sign	Result	Units	Method	MDL	Reporting Limit	Analyzing Laboratory	Qualifier
MO-FIL	2012/13-4	Wet	3/8/2013 9:41:00 AM	4/1/2013 7:14:00 PM	Silver	Dissolved	<	0.027	µg/L	EPA 200.8	0.027	0.2	WKL	
MO-FIL	2012/13-4	Wet	3/8/2013 9:41:00 AM	4/1/2013 9:23:00 PM	Silver	Total	<	0.027	µg/L	EPA 200.8	0.027	0.2	WKL	
MO-FIL	2012/13-4	Wet	3/8/2013 9:41:00 AM	4/1/2013 7:14:00 PM	Thallium	Dissolved	DNQ	0.01	µg/L	EPA 200.8	0.009	0.2	WKL	
MO-FIL	2012/13-4	Wet	3/8/2013 9:41:00 AM	4/1/2013 9:23:00 PM	Thallium	Total	DNQ	0.04	µg/L	EPA 200.8	0.034	0.2	WKL	
MO-FIL	2012/13-4	Wet	3/8/2013 9:41:00 AM	4/1/2013 7:14:00 PM	Zinc	Dissolved	=	19	µg/L	EPA 200.8	1.1	5	WKL	
MO-FIL	2012/13-4	Wet	3/8/2013 9:41:00 AM	4/1/2013 9:23:00 PM	Zinc	Total	=	71	µg/L	EPA 200.8	1.1	5	WKL	
MO-FIL	2012/13-4	Wet	3/8/2013 9:41:00 AM	3/26/2013 1:58:00 PM	Ammonia as N	n/a	=	0.34	mg/L	EPA 350.1	0.048	0.1	WKL	
MO-FIL	2012/13-4	Wet	3/8/2013 9:41:00 AM	3/11/2013 5:31:00 PM	Nitrate + Nitrite as N	n/a	=	1	mg/L	EPA 353.2	0.01	0.1	WKL	
MO-FIL	2012/13-4	Wet	3/8/2013 9:41:00 AM	4/4/2013 7:45:00 PM	Phosphorus as P	Dissolved	=	0.16	mg/L	EPA 365.1	0.0014	0.01	WKL	
MO-FIL	2012/13-4	Wet	3/8/2013 9:41:00 AM	3/15/2013 2:46:00 PM	Phosphorus as P	Total	=	0.33	mg/L	EPA 365.1	0.0028	0.02	WKL	D
MO-FIL	2012/13-4	Wet	3/8/2013 9:41:00 AM	3/21/2013 1:20:00 PM	TKN	n/a	=	1.2	mg/L	EPA 351.2	0.074	0.1	WKL	
MO-FIL	2012/13-4	Wet	3/8/2013 9:41:00 AM	3/19/2013 2:44:00 AM	1,2,4-Trichlorobenzene	n/a	<	0.55	µg/L	EPA 625	0.55	1	WKL	
MO-FIL	2012/13-4	Wet	3/8/2013 9:41:00 AM	3/19/2013 2:44:00 AM	1,2-Dichlorobenzene	n/a	<	0.57	µg/L	EPA 625	0.57	1	WKL	
MO-FIL	2012/13-4	Wet	3/8/2013 9:41:00 AM	3/19/2013 2:44:00 AM	1,2-Diphenylhydrazine	n/a	<	0.25	µg/L	EPA 625	0.25	1	WKL	
MO-FIL	2012/13-4	Wet	3/8/2013 9:41:00 AM	3/19/2013 2:44:00 AM	1,3-Dichlorobenzene	n/a	<	0.53	µg/L	EPA 625	0.53	1	WKL	
MO-FIL	2012/13-4	Wet	3/8/2013 9:41:00 AM	3/19/2013 2:44:00 AM	1,4-Dichlorobenzene	n/a	<	0.55	µg/L	EPA 625	0.55	1	WKL	
MO-FIL	2012/13-4	Wet	3/8/2013 9:41:00 AM	4/9/2013 11:45:00 PM	1-Methylnaphthalene	n/a	<	0.1	µg/L	EPA 8270Cm	0.1	0.1	WKL	
MO-FIL	2012/13-4	Wet	3/8/2013 9:41:00 AM	4/11/2013 5:38:00 AM	2,4,5-Trichlorophenol	n/a	<	0.29	µg/L	EPA 8270Cm	0.29	1	WKL	
MO-FIL	2012/13-4	Wet	3/8/2013 9:41:00 AM	4/11/2013 5:38:00 AM	2,4,6-Trichlorophenol	n/a	<	0.3	µg/L	EPA 8270Cm	0.3	1	WKL	
MO-FIL	2012/13-4	Wet	3/8/2013 9:41:00 AM	4/11/2013 5:38:00 AM	2,4-Dichlorophenol	n/a	<	0.51	µg/L	EPA 8270Cm	0.51	1	WKL	
MO-FIL	2012/13-4	Wet	3/8/2013 9:41:00 AM	4/11/2013 5:38:00 AM	2,4-Dimethylphenol	n/a	<	1	µg/L	EPA 8270Cm	1	2	WKL	
MO-FIL	2012/13-4	Wet	3/8/2013 9:41:00 AM	4/11/2013 5:38:00 AM	2,4-Dinitrophenol	n/a	<	1	µg/L	EPA 8270Cm	1	2	WKL	
MO-FIL	2012/13-4	Wet	3/8/2013 9:41:00 AM	3/19/2013 2:44:00 AM	2,4-Dinitrotoluene	n/a	<	0.18	µg/L	EPA 625	0.18	1	WKL	
MO-FIL	2012/13-4	Wet	3/8/2013 9:41:00 AM	3/19/2013 2:44:00 AM	2,6-Dinitrotoluene	n/a	<	0.27	µg/L	EPA 625	0.27	1	WKL	
MO-FIL	2012/13-4	Wet	3/8/2013 9:41:00 AM	3/19/2013 2:44:00 AM	2-Chloronaphthalene	n/a	<	0.45	µg/L	EPA 625	0.45	1	WKL	
MO-FIL	2012/13-4	Wet	3/8/2013 9:41:00 AM	4/11/2013 5:38:00 AM	2-Chlorophenol	n/a	<	0.65	µg/L	EPA 8270Cm	0.65	1	WKL	
MO-FIL	2012/13-4	Wet	3/8/2013 9:41:00 AM	4/9/2013 11:45:00 PM	2-Methylnaphthalene	n/a	<	0.1	µg/L	EPA 8270Cm	0.1	0.1	WKL	
MO-FIL	2012/13-4	Wet	3/8/2013 9:41:00 AM	4/11/2013 5:38:00 AM	2-Methylphenol	n/a	<	0.34	µg/L	EPA 8270Cm	0.34	1	WKL	
MO-FIL	2012/13-4	Wet	3/8/2013 9:41:00 AM	4/11/2013 5:38:00 AM	2-Nitrophenol	n/a	<	0.71	µg/L	EPA 8270Cm	0.71	1	WKL	
MO-FIL	2012/13-4	Wet	3/8/2013 9:41:00 AM	3/19/2013 2:44:00 AM	3,3'-Dichlorobenzidine	n/a	<	1.2	µg/L	EPA 625	1.2	5	WKL	
MO-FIL	2012/13-4	Wet	3/8/2013 9:41:00 AM	4/11/2013 5:38:00 AM	3-/4-Methylphenol	n/a	<	0.3	µg/L	EPA 8270Cm	0.3	1	WKL	
MO-FIL	2012/13-4	Wet	3/8/2013 9:41:00 AM	4/11/2013 5:38:00 AM	4,6-Dinitro-2-methylphenol	n/a	<	0.14	µg/L	EPA 8270Cm	0.14	1	WKL	
MO-FIL	2012/13-4	Wet	3/8/2013 9:41:00 AM	3/19/2013 2:44:00 AM	4-Bromophenyl phenyl ether	n/a	<	0.36	µg/L	EPA 625	0.36	1	WKL	
MO-FIL	2012/13-4	Wet	3/8/2013 9:41:00 AM	4/11/2013 5:38:00 AM	4-Chloro-3-methylphenol	n/a	<	0.37	µg/L	EPA 8270Cm	0.37	1	WKL	
MO-FIL	2012/13-4	Wet	3/8/2013 9:41:00 AM	3/19/2013 2:44:00 AM	4-Chlorophenyl phenyl ether	n/a	<	0.41	µg/L	EPA 625	0.41	1	WKL	
MO-FIL	2012/13-4	Wet	3/8/2013 9:41:00 AM	4/11/2013 5:38:00 AM	4-Nitrophenol	n/a	<	1	µg/L	EPA 8270Cm	1	2	WKL	
MO-FIL	2012/13-4	Wet	3/8/2013 9:41:00 AM	4/9/2013 11:45:00 PM	Acenaphthene	n/a	<	0.1	µg/L	EPA 8270Cm	0.1	0.1	WKL	
MO-FIL	2012/13-4	Wet	3/8/2013 9:41:00 AM	4/9/2013 11:45:00 PM	Acenaphthylene	n/a	<	0.1	µg/L	EPA 8270Cm	0.1	0.1	WKL	
MO-FIL	2012/13-4	Wet	3/8/2013 9:41:00 AM	4/9/2013 11:45:00 PM	Anthracene	n/a	<	0.1	µg/L	EPA 8270Cm	0.1	0.1	WKL	
MO-FIL	2012/13-4	Wet	3/8/2013 9:41:00 AM	4/9/2013 11:45:00 PM	Benz(a)anthracene	n/a	<	0.1	µg/L	EPA 8270Cm	0.1	0.1	WKL	
MO-FIL	2012/13-4	Wet	3/8/2013 9:41:00 AM	3/19/2013 2:44:00 AM	Benzidine	n/a	<	3.7	µg/L	EPA 625	3.7	10	WKL	
MO-FIL	2012/13-4	Wet	3/8/2013 9:41:00 AM	3/26/2013 8:46:00 PM	Benzo(a)pyrene	n/a	<	0.07	µg/L	EPA 525.2	0.07	0.1	WKL	
MO-FIL	2012/13-4	Wet	3/8/2013 9:41:00 AM	4/9/2013 11:45:00 PM	Benzo(b)fluoranthene	n/a	<	0.1	µg/L	EPA 8270Cm	0.1	0.1	WKL	
MO-FIL	2012/13-4	Wet	3/8/2013 9:41:00 AM	4/9/2013 11:45:00 PM	Benzo(g,h,i)perylene	n/a	<	0.1	µg/L	EPA 8270Cm	0.1	0.1	WKL	
MO-FIL	2012/13-4	Wet	3/8/2013 9:41:00 AM	4/9/2013 11:45:00 PM	Benzo(k)fluoranthene	n/a	<	0.1	µg/L	EPA 8270Cm	0.1	0.1	WKL	
MO-FIL	2012/13-4	Wet	3/8/2013 9:41:00 AM	3/19/2013 2:44:00 AM	Bis(2-chloroethoxy)methane	n/a	<	0.25	µg/L	EPA 625	0.25	1	WKL	
MO-FIL	2012/13-4	Wet	3/8/2013 9:41:00 AM	3/19/2013 2:44:00 AM	Bis(2-chloroethyl)ether	n/a	<	0.27	µg/L	EPA 625	0.27	1	WKL	
MO-FIL	2012/13-4	Wet	3/8/2013 9:41:00 AM	3/19/2013 2:44:00 AM	Bis(2-chloroisopropyl)ether	n/a	<	0.38	µg/L	EPA 625	0.38	1	WKL	

Appendix G
Laboratory Environmental Analysis Results

Site ID	Event	Event Type	Sample Date	Analysis Date	Constituent	Fraction	Sign	Result	Units	Method	MDL	Reporting Limit	Analyzing Laboratory	Qualifier
MO-FIL	2012/13-4	Wet	3/8/2013 9:41:00 AM	3/26/2013 8:46:00 PM	Bis(2-ethylhexyl)adipate	n/a	<	0.1	µg/L	EPA 525.2	0.1	5	WKL	
MO-FIL	2012/13-4	Wet	3/8/2013 9:41:00 AM	3/26/2013 8:46:00 PM	Bis(2-ethylhexyl)phthalate	n/a	DNQ	1.6	µg/L	EPA 525.2	1.1	3	WKL	
MO-FIL	2012/13-4	Wet	3/8/2013 9:41:00 AM	3/19/2013 2:44:00 AM	Butyl benzyl phthalate	n/a	DNQ	0.62	µg/L	EPA 625	0.18	1	WKL	
MO-FIL	2012/13-4	Wet	3/8/2013 9:41:00 AM	4/9/2013 11:45:00 PM	Chrysene	n/a	<	0.1	µg/L	EPA 8270Cm	0.1	0.1	WKL	
MO-FIL	2012/13-4	Wet	3/8/2013 9:41:00 AM	4/9/2013 11:45:00 PM	Dibenz(a,h)anthracene	n/a	<	0.1	µg/L	EPA 8270Cm	0.1	0.1	WKL	
MO-FIL	2012/13-4	Wet	3/8/2013 9:41:00 AM	3/19/2013 2:44:00 AM	Diethyl phthalate	n/a	=	1.3	µg/L	EPA 625	0.15	1	WKL	
MO-FIL	2012/13-4	Wet	3/8/2013 9:41:00 AM	3/19/2013 2:44:00 AM	Dimethyl phthalate	n/a	<	0.18	µg/L	EPA 625	0.18	1	WKL	
MO-FIL	2012/13-4	Wet	3/8/2013 9:41:00 AM	3/19/2013 2:44:00 AM	Di-n-butylphthalate	n/a	DNQ	0.44	µg/L	EPA 625	0.24	1	WKL	
MO-FIL	2012/13-4	Wet	3/8/2013 9:41:00 AM	3/19/2013 2:44:00 AM	Di-n-octylphthalate	n/a	<	0.19	µg/L	EPA 625	0.19	1	WKL	
MO-FIL	2012/13-4	Wet	3/8/2013 9:41:00 AM	4/9/2013 11:45:00 PM	Fluoranthene	n/a	<	0.1	µg/L	EPA 8270Cm	0.1	0.1	WKL	
MO-FIL	2012/13-4	Wet	3/8/2013 9:41:00 AM	4/9/2013 11:45:00 PM	Fluorene	n/a	<	0.1	µg/L	EPA 8270Cm	0.1	0.1	WKL	
MO-FIL	2012/13-4	Wet	3/8/2013 9:41:00 AM	3/19/2013 2:44:00 AM	Hexachlorobenzene	n/a	<	0.49	µg/L	EPA 625	0.49	1	WKL	
MO-FIL	2012/13-4	Wet	3/8/2013 9:41:00 AM	3/19/2013 2:44:00 AM	Hexachlorobutadiene	n/a	<	0.47	µg/L	EPA 625	0.47	1	WKL	
MO-FIL	2012/13-4	Wet	3/8/2013 9:41:00 AM	3/19/2013 2:44:00 AM	Hexachlorocyclopentadiene	n/a	<	1.5	µg/L	EPA 625	1.5	5	WKL	
MO-FIL	2012/13-4	Wet	3/8/2013 9:41:00 AM	3/19/2013 2:44:00 AM	Hexachloroethane	n/a	<	0.52	µg/L	EPA 625	0.52	1	WKL	
MO-FIL	2012/13-4	Wet	3/8/2013 9:41:00 AM	4/9/2013 11:45:00 PM	Indeno(1,2,3-cd)pyrene	n/a	<	0.1	µg/L	EPA 8270Cm	0.1	0.1	WKL	
MO-FIL	2012/13-4	Wet	3/8/2013 9:41:00 AM	3/19/2013 2:44:00 AM	Isophorone	n/a	<	0.21	µg/L	EPA 625	0.21	1	WKL	
MO-FIL	2012/13-4	Wet	3/8/2013 9:41:00 AM	4/9/2013 11:45:00 PM	Naphthalene	n/a	<	0.1	µg/L	EPA 8270Cm	0.1	0.1	WKL	
MO-FIL	2012/13-4	Wet	3/8/2013 9:41:00 AM	3/19/2013 2:44:00 AM	Nitrobenzene	n/a	<	0.36	µg/L	EPA 625	0.36	1	WKL	
MO-FIL	2012/13-4	Wet	3/8/2013 9:41:00 AM	3/19/2013 2:44:00 AM	N-Nitrosodimethylamine	n/a	<	0.14	µg/L	EPA 625	0.14	1	WKL	
MO-FIL	2012/13-4	Wet	3/8/2013 9:41:00 AM	3/19/2013 2:44:00 AM	N-Nitrosodi-N-propylamine	n/a	<	0.26	µg/L	EPA 625	0.26	1	WKL	
MO-FIL	2012/13-4	Wet	3/8/2013 9:41:00 AM	3/19/2013 2:44:00 AM	N-Nitrosodiphenylamine	n/a	<	0.19	µg/L	EPA 625	0.19	1	WKL	
MO-FIL	2012/13-4	Wet	3/8/2013 9:41:00 AM	4/9/2013 11:45:00 PM	Phenanthrene	n/a	<	0.1	µg/L	EPA 8270Cm	0.1	0.1	WKL	
MO-FIL	2012/13-4	Wet	3/8/2013 9:41:00 AM	4/11/2013 5:38:00 AM	Phenol	n/a	<	0.35	µg/L	EPA 8270Cm	0.35	1	WKL	
MO-FIL	2012/13-4	Wet	3/8/2013 9:41:00 AM	4/9/2013 11:45:00 PM	Pyrene	n/a	<	0.1	µg/L	EPA 8270Cm	0.1	0.1	WKL	
MO-FIL	2012/13-4	Wet	3/8/2013 9:41:00 AM	3/24/2013 8:31:00 AM	PCB Aroclor 1016	n/a	<	0.05	µg/L	EPA 608	0.05	0.5	WKL	
MO-FIL	2012/13-4	Wet	3/8/2013 9:41:00 AM	3/24/2013 8:31:00 AM	PCB Aroclor 1221	n/a	<	0.06	µg/L	EPA 608	0.06	0.5	WKL	
MO-FIL	2012/13-4	Wet	3/8/2013 9:41:00 AM	3/24/2013 8:31:00 AM	PCB Aroclor 1232	n/a	<	0.15	µg/L	EPA 608	0.15	0.5	WKL	
MO-FIL	2012/13-4	Wet	3/8/2013 9:41:00 AM	3/24/2013 8:31:00 AM	PCB Aroclor 1242	n/a	<	0.07	µg/L	EPA 608	0.07	0.5	WKL	
MO-FIL	2012/13-4	Wet	3/8/2013 9:41:00 AM	3/24/2013 8:31:00 AM	PCB Aroclor 1248	n/a	<	0.06	µg/L	EPA 608	0.06	0.5	WKL	
MO-FIL	2012/13-4	Wet	3/8/2013 9:41:00 AM	3/24/2013 8:31:00 AM	PCB Aroclor 1254	n/a	<	0.04	µg/L	EPA 608	0.04	0.5	WKL	
MO-FIL	2012/13-4	Wet	3/8/2013 9:41:00 AM	3/24/2013 8:31:00 AM	PCB Aroclor 1260	n/a	<	0.04	µg/L	EPA 608	0.04	0.5	WKL	
MO-FIL	2012/13-4	Wet	3/8/2013 9:41:00 AM	3/21/2013 11:21:00 PM	2,4,5-T	n/a	<	0.07	µg/L	EPA 515.3	0.07	0.2	WKL	
MO-FIL	2012/13-4	Wet	3/8/2013 9:41:00 AM	3/21/2013 11:21:00 PM	2,4,5-TP	n/a	<	0.09	µg/L	EPA 515.3	0.09	0.2	WKL	
MO-FIL	2012/13-4	Wet	3/8/2013 9:41:00 AM	3/21/2013 11:21:00 PM	2,4-D	n/a	<	0.07	µg/L	EPA 515.3	0.07	0.4	WKL	
MO-FIL	2012/13-4	Wet	3/8/2013 9:41:00 AM	3/21/2013 11:21:00 PM	2,4-DB	n/a	<	0.07	µg/L	EPA 515.3	0.07	2	WKL	
MO-FIL	2012/13-4	Wet	3/8/2013 9:41:00 AM	3/21/2013 11:21:00 PM	3,5-Dichlorobenzoic acid	n/a	<	0.09	µg/L	EPA 515.3	0.09	1	WKL	
MO-FIL	2012/13-4	Wet	3/8/2013 9:41:00 AM	3/24/2013 8:31:00 AM	4,4'-DDD	n/a	<	0.003	µg/L	EPA 608	0.003	0.05	WKL	
MO-FIL	2012/13-4	Wet	3/8/2013 9:41:00 AM	3/24/2013 8:31:00 AM	4,4'-DDE	n/a	<	0.0025	µg/L	EPA 608	0.0025	0.05	WKL	
MO-FIL	2012/13-4	Wet	3/8/2013 9:41:00 AM	3/24/2013 8:31:00 AM	4,4'-DDT	n/a	<	0.0031	µg/L	EPA 608	0.0031	0.01	WKL	
MO-FIL	2012/13-4	Wet	3/8/2013 9:41:00 AM	3/21/2013 11:21:00 PM	Acifluorfen	n/a	<	0.06	µg/L	EPA 515.3	0.06	0.4	WKL	
MO-FIL	2012/13-4	Wet	3/8/2013 9:41:00 AM	3/26/2013 8:46:00 PM	Alachlor	n/a	<	0.022	µg/L	EPA 525.2	0.022	0.1	WKL	
MO-FIL	2012/13-4	Wet	3/8/2013 9:41:00 AM	3/24/2013 8:31:00 AM	Aldrin	n/a	<	0.0015	µg/L	EPA 608	0.0015	0.005	WKL	
MO-FIL	2012/13-4	Wet	3/8/2013 9:41:00 AM	3/24/2013 8:31:00 AM	alpha-BHC	n/a	<	0.0018	µg/L	EPA 608	0.0018	0.01	WKL	
MO-FIL	2012/13-4	Wet	3/8/2013 9:41:00 AM	3/24/2013 8:31:00 AM	alpha-Chlordane	n/a	<	0.0041	µg/L	EPA 608	0.0041	0.01	WKL	
MO-FIL	2012/13-4	Wet	3/8/2013 9:41:00 AM	3/26/2013 8:46:00 PM	Atrazine	n/a	<	0.034	µg/L	EPA 525.2	0.034	0.1	WKL	
MO-FIL	2012/13-4	Wet	3/8/2013 9:41:00 AM	3/22/2013 9:44:00 PM	Azinphos methyl	n/a	<	0.0055	µg/L	EPA 525.2	0.0055	0.01	WKL	LB-LCSR
MO-FIL	2012/13-4	Wet	3/8/2013 9:41:00 AM	3/21/2013 11:21:00 PM	Bentazon	n/a	<	0.11	µg/L	EPA 515.3	0.11	2	WKL	

Appendix G
Laboratory Environmental Analysis Results

Site ID	Event	Event Type	Sample Date	Analysis Date	Constituent	Fraction	Sign	Result	Units	Method	MDL	Reporting Limit	Analyzing Laboratory	Qualifier
MO-FIL	2012/13-4	Wet	3/8/2013 9:41:00 AM	3/24/2013 8:31:00 AM	beta-BHC	n/a	<	0.0031	µg/L	EPA 608	0.0031	0.005	WKL	
MO-FIL	2012/13-4	Wet	3/8/2013 9:41:00 AM	3/22/2013 9:44:00 PM	Bolstar	n/a	<	0.0046	µg/L	EPA 525.2	0.0046	0.01	WKL	
MO-FIL	2012/13-4	Wet	3/8/2013 9:41:00 AM	3/26/2013 8:46:00 PM	Bromacil	n/a	<	0.038	µg/L	EPA 525.2	0.038	1	WKL	
MO-FIL	2012/13-4	Wet	3/8/2013 9:41:00 AM	3/26/2013 8:46:00 PM	Butachlor	n/a	<	0.017	µg/L	EPA 525.2	0.017	0.2	WKL	
MO-FIL	2012/13-4	Wet	3/8/2013 9:41:00 AM	3/26/2013 8:46:00 PM	Captan	n/a	<	0.86	µg/L	EPA 525.2	0.86	1	WKL	
MO-FIL	2012/13-4	Wet	3/8/2013 9:41:00 AM	3/24/2013 8:31:00 AM	Chlordane (technical)	n/a	<	0.08	µg/L	EPA 608	0.08	0.1	WKL	
MO-FIL	2012/13-4	Wet	3/8/2013 9:41:00 AM	3/26/2013 8:46:00 PM	Chloropropham	n/a	<	0.01	µg/L	EPA 525.2	0.01	0.1	WKL	
MO-FIL	2012/13-4	Wet	3/8/2013 9:41:00 AM	3/22/2013 9:44:00 PM	Chlorpyrifos	n/a	<	0.0069	µg/L	EPA 525.2	0.0069	0.01	WKL	
MO-FIL	2012/13-4	Wet	3/8/2013 9:41:00 AM	3/22/2013 9:44:00 PM	Coumaphos	n/a	<	0.0051	µg/L	EPA 525.2	0.0051	0.01	WKL	
MO-FIL	2012/13-4	Wet	3/8/2013 9:41:00 AM	3/26/2013 8:46:00 PM	Cyanazine	n/a	<	0.024	µg/L	EPA 525.2	0.024	0.1	WKL	
MO-FIL	2012/13-4	Wet	3/8/2013 9:41:00 AM	3/21/2013 11:21:00 PM	Dalapon	n/a	<	0.1	µg/L	EPA 515.3	0.1	0.4	WKL	
MO-FIL	2012/13-4	Wet	3/8/2013 9:41:00 AM	3/21/2013 11:21:00 PM	DCPA (Dacthal)	n/a	<	0.07	µg/L	EPA 515.3	0.07	0.1	WKL	
MO-FIL	2012/13-4	Wet	3/8/2013 9:41:00 AM	3/24/2013 8:31:00 AM	delta-BHC	n/a	<	0.0025	µg/L	EPA 608	0.0025	0.005	WKL	
MO-FIL	2012/13-4	Wet	3/8/2013 9:41:00 AM	3/22/2013 9:44:00 PM	Demeton-O	n/a	<	0.01	µg/L	EPA 525.2	0.01	0.01	WKL	
MO-FIL	2012/13-4	Wet	3/8/2013 9:41:00 AM	3/22/2013 9:44:00 PM	Demeton-S	n/a	<	0.01	µg/L	EPA 525.2	0.01	0.01	WKL	
MO-FIL	2012/13-4	Wet	3/8/2013 9:41:00 AM	3/22/2013 9:44:00 PM	Diazinon	n/a	<	0.0052	µg/L	EPA 525.2	0.0052	0.01	WKL	
MO-FIL	2012/13-4	Wet	3/8/2013 9:41:00 AM	3/21/2013 11:21:00 PM	Dicamba	n/a	<	0.12	µg/L	EPA 515.3	0.12	0.6	WKL	
MO-FIL	2012/13-4	Wet	3/8/2013 9:41:00 AM	3/21/2013 11:21:00 PM	Dichlorprop	n/a	<	0.08	µg/L	EPA 515.3	0.08	0.3	WKL	
MO-FIL	2012/13-4	Wet	3/8/2013 9:41:00 AM	3/22/2013 9:44:00 PM	Dichlorvos	n/a	<	0.0029	µg/L	EPA 525.2	0.0029	0.01	WKL	
MO-FIL	2012/13-4	Wet	3/8/2013 9:41:00 AM	3/24/2013 8:31:00 AM	Dieldrin	n/a	<	0.0021	µg/L	EPA 608	0.0021	0.01	WKL	
MO-FIL	2012/13-4	Wet	3/8/2013 9:41:00 AM	3/22/2013 9:44:00 PM	Dimethoate	n/a	<	0.0062	µg/L	EPA 525.2	0.0062	0.01	WKL	
MO-FIL	2012/13-4	Wet	3/8/2013 9:41:00 AM	3/21/2013 11:21:00 PM	Dinoseb	n/a	<	0.14	µg/L	EPA 515.3	0.14	0.4	WKL	
MO-FIL	2012/13-4	Wet	3/8/2013 9:41:00 AM	3/26/2013 8:46:00 PM	Diphenamid	n/a	<	0.024	µg/L	EPA 525.2	0.024	0.1	WKL	
MO-FIL	2012/13-4	Wet	3/8/2013 9:41:00 AM	3/22/2013 9:44:00 PM	Disulfoton	n/a	<	0.01	µg/L	EPA 525.2	0.01	0.01	WKL	
MO-FIL	2012/13-4	Wet	3/8/2013 9:41:00 AM	3/24/2013 8:31:00 AM	Endosulfan I	n/a	<	0.0017	µg/L	EPA 608	0.0017	0.02	WKL	
MO-FIL	2012/13-4	Wet	3/8/2013 9:41:00 AM	3/24/2013 8:31:00 AM	Endosulfan II	n/a	<	0.0019	µg/L	EPA 608	0.0019	0.01	WKL	
MO-FIL	2012/13-4	Wet	3/8/2013 9:41:00 AM	3/24/2013 8:31:00 AM	Endosulfan sulfate	n/a	<	0.008	µg/L	EPA 608	0.008	0.05	WKL	
MO-FIL	2012/13-4	Wet	3/8/2013 9:41:00 AM	3/24/2013 8:31:00 AM	Endrin	n/a	<	0.0028	µg/L	EPA 608	0.0028	0.01	WKL	
MO-FIL	2012/13-4	Wet	3/8/2013 9:41:00 AM	3/24/2013 8:31:00 AM	Endrin aldehyde	n/a	<	0.003	µg/L	EPA 608	0.003	0.01	WKL	
MO-FIL	2012/13-4	Wet	3/8/2013 9:41:00 AM	3/26/2013 8:46:00 PM	EPTC	n/a	<	0.017	µg/L	EPA 525.2	0.017	1	WKL	
MO-FIL	2012/13-4	Wet	3/8/2013 9:41:00 AM	3/22/2013 9:44:00 PM	Ethoprop	n/a	<	0.0067	µg/L	EPA 525.2	0.0067	0.01	WKL	
MO-FIL	2012/13-4	Wet	3/8/2013 9:41:00 AM	3/22/2013 9:44:00 PM	Ethyl parathion	n/a	<	0.0054	µg/L	EPA 525.2	0.0054	0.01	WKL	
MO-FIL	2012/13-4	Wet	3/8/2013 9:41:00 AM	3/22/2013 9:44:00 PM	Fensulfothion	n/a	<	0.0029	µg/L	EPA 525.2	0.0029	0.01	WKL	
MO-FIL	2012/13-4	Wet	3/8/2013 9:41:00 AM	3/22/2013 9:44:00 PM	Fenthion	n/a	<	0.0038	µg/L	EPA 525.2	0.0038	0.01	WKL	
MO-FIL	2012/13-4	Wet	3/8/2013 9:41:00 AM	3/24/2013 8:31:00 AM	gamma-BHC (Lindane)	n/a	<	0.0021	µg/L	EPA 608	0.0021	0.02	WKL	
MO-FIL	2012/13-4	Wet	3/8/2013 9:41:00 AM	3/24/2013 8:31:00 AM	gamma-Chlordane	n/a	<	0.0044	µg/L	EPA 608	0.0044	0.01	WKL	
MO-FIL	2012/13-4	Wet	3/8/2013 9:41:00 AM	3/12/2013 4:53:00 PM	Glyphosate	n/a	=	23	µg/L	EPA 547	1.8	5	WKL	
MO-FIL	2012/13-4	Wet	3/8/2013 9:41:00 AM	3/24/2013 8:31:00 AM	Heptachlor	n/a	<	0.0017	µg/L	EPA 608	0.0017	0.01	WKL	
MO-FIL	2012/13-4	Wet	3/8/2013 9:41:00 AM	3/24/2013 8:31:00 AM	Heptachlor epoxide	n/a	<	0.0019	µg/L	EPA 608	0.0019	0.01	WKL	
MO-FIL	2012/13-4	Wet	3/8/2013 9:41:00 AM	3/22/2013 9:44:00 PM	Malathion	n/a	DNQ	0.0076	µg/L	EPA 525.2	0.0076	0.01	WKL	
MO-FIL	2012/13-4	Wet	3/8/2013 9:41:00 AM	3/22/2013 9:44:00 PM	Merphos	n/a	<	0.0058	µg/L	EPA 525.2	0.0058	0.01	WKL	
MO-FIL	2012/13-4	Wet	3/8/2013 9:41:00 AM	3/24/2013 8:31:00 AM	Methoxychlor	n/a	<	0.0054	µg/L	EPA 608	0.0054	0.02	WKL	
MO-FIL	2012/13-4	Wet	3/8/2013 9:41:00 AM	3/22/2013 9:44:00 PM	Methyl parathion	n/a	<	0.0063	µg/L	EPA 525.2	0.0063	0.01	WKL	
MO-FIL	2012/13-4	Wet	3/8/2013 9:41:00 AM	3/26/2013 8:46:00 PM	Metolachlor	n/a	<	0.012	µg/L	EPA 525.2	0.012	0.1	WKL	
MO-FIL	2012/13-4	Wet	3/8/2013 9:41:00 AM	3/26/2013 8:46:00 PM	Metribuzin	n/a	<	0.015	µg/L	EPA 525.2	0.015	0.1	WKL	
MO-FIL	2012/13-4	Wet	3/8/2013 9:41:00 AM	3/22/2013 9:44:00 PM	Mevinphos	n/a	<	0.0042	µg/L	EPA 525.2	0.0042	0.01	WKL	
MO-FIL	2012/13-4	Wet	3/8/2013 9:41:00 AM	3/26/2013 8:46:00 PM	Molinate	n/a	<	0.039	µg/L	EPA 525.2	0.039	0.1	WKL	
MO-FIL	2012/13-4	Wet	3/8/2013 9:41:00 AM	3/22/2013 9:44:00 PM	Naled	n/a	<	0.0076	µg/L	EPA 525.2	0.0076	0.01	WKL	

Appendix G
Laboratory Environmental Analysis Results

Site ID	Event	Event Type	Sample Date	Analysis Date	Constituent	Fraction	Sign	Result	Units	Method	MDL	Reporting Limit	Analyzing Laboratory	Qualifier
MO-FIL	2012/13-4	Wet	3/8/2013 9:41:00 AM	3/21/2013 11:21:00 PM	Pentachlorophenol	n/a	<	0.04	µg/L	EPA 515.3	0.04	0.2	WKL	
MO-FIL	2012/13-4	Wet	3/8/2013 9:41:00 AM	3/22/2013 9:44:00 PM	Phorate	n/a	<	0.003	µg/L	EPA 525.2	0.003	0.01	WKL	
MO-FIL	2012/13-4	Wet	3/8/2013 9:41:00 AM	3/21/2013 11:21:00 PM	Picloram	n/a	<	0.05	µg/L	EPA 515.3	0.05	0.6	WKL	
MO-FIL	2012/13-4	Wet	3/8/2013 9:41:00 AM	3/26/2013 8:46:00 PM	Prometon	n/a	<	0.024	µg/L	EPA 525.2	0.024	0.2	WKL	
MO-FIL	2012/13-4	Wet	3/8/2013 9:41:00 AM	3/26/2013 8:46:00 PM	Prometryn	n/a	<	0.036	µg/L	EPA 525.2	0.036	0.1	WKL	
MO-FIL	2012/13-4	Wet	3/8/2013 9:41:00 AM	3/22/2013 9:44:00 PM	Ronnel (Fenchlorphos)	n/a	<	0.0041	µg/L	EPA 525.2	0.0041	0.01	WKL	
MO-FIL	2012/13-4	Wet	3/8/2013 9:41:00 AM	3/26/2013 8:46:00 PM	Simazine	n/a	<	0.015	µg/L	EPA 525.2	0.015	0.1	WKL	
MO-FIL	2012/13-4	Wet	3/8/2013 9:41:00 AM	3/22/2013 9:44:00 PM	Stirophos (Tetrachlorvinphos)	n/a	<	0.0031	µg/L	EPA 525.2	0.0031	0.01	WKL	LB-LCSR
MO-FIL	2012/13-4	Wet	3/8/2013 9:41:00 AM	3/26/2013 8:46:00 PM	Terbacil	n/a	<	0.55	µg/L	EPA 525.2	0.55	2	WKL	
MO-FIL	2012/13-4	Wet	3/8/2013 9:41:00 AM	3/26/2013 8:46:00 PM	Thiobencarb	n/a	<	0.025	µg/L	EPA 525.2	0.025	0.2	WKL	
MO-FIL	2012/13-4	Wet	3/8/2013 9:41:00 AM	3/22/2013 9:44:00 PM	Tokuthion	n/a	<	0.0078	µg/L	EPA 525.2	0.0078	0.01	WKL	
MO-FIL	2012/13-4	Wet	3/8/2013 9:41:00 AM	3/24/2013 8:31:00 AM	Toxaphene	n/a	<	0.12	µg/L	EPA 608	0.12	0.5	WKL	
MO-FIL	2012/13-4	Wet	3/8/2013 9:41:00 AM	3/22/2013 9:44:00 PM	Trichloronate	n/a	<	0.0067	µg/L	EPA 525.2	0.0067	0.01	WKL	
MO-FIL	2012/13-4	Wet	3/8/2013 9:41:00 AM	3/26/2013 8:46:00 PM	Trithion	n/a	<	0.012	µg/L	EPA 525.2	0.012	0.1	WKL	
MO-FIL	2012/13-5	Dry	4/23/2013 8:10:00 AM	5/7/2013 9:07:00 PM	Chloride	n/a	=	59	mg/L	EPA 300.0	1	5	WKL	D
MO-FIL	2012/13-5	Dry	4/23/2013 8:10:00 AM	5/7/2013 7:06:00 AM	Fluoride	n/a	=	0.73	mg/L	EPA 300.0	0.02	0.1	WKL	
MO-FIL	2012/13-5	Dry	4/23/2013 8:10:00 AM	5/1/2013 4:45:00 PM	Perchlorate	n/a	<	0.95	µg/L	EPA 314.0	0.95	2	WKL	
MO-FIL	2012/13-5	Dry	4/23/2013 8:10:00 AM	4/24/2013 9:58:00 AM	E. Coli	n/a	=	253	MPN/100 mL	MMO-MUG	10	10	VCHCA	
MO-FIL	2012/13-5	Dry	4/23/2013 8:10:00 AM	4/27/2013 1:15:00 PM	Fecal Coliform	n/a	=	300	MPN/100 mL	SM 9221 E	2	2	VCHCA	
MO-FIL	2012/13-5	Dry	4/23/2013 8:10:00 AM	4/24/2013 9:58:00 AM	Total Coliform	n/a	=	24900	MPN/100 mL	MMO-MUG	1000	1000	VCHCA	
MO-FIL	2012/13-5	Dry	4/23/2013 8:10:00 AM	5/6/2013 5:13:00 PM	Calcium	Total	=	170	mg/L	EPA 200.7	0.016	0.1	WKL	
MO-FIL	2012/13-5	Dry	4/23/2013 8:10:00 AM	5/6/2013 5:13:00 PM	Magnesium	Total	=	50.2	mg/L	EPA 200.7	0.012	0.1	WKL	
MO-FIL	2012/13-5	Dry	4/23/2013 8:10:00 AM	5/1/2013 4:26:00 PM	Alkalinity as CaCO3	n/a	=	280	mg/L	SM 2320 B	0.56	10	WKL	
MO-FIL	2012/13-5	Dry	4/23/2013 8:10:00 AM	4/29/2013 5:45:00 PM	BOD	n/a	=	2.7	mg/L	SM 5210 B	0.1	2	WKL	
MO-FIL	2012/13-5	Dry	4/23/2013 8:10:00 AM	4/27/2013 1:07:00 PM	COD	n/a	=	8.7	mg/L	EPA 410.4	0.73	5	WKL	
MO-FIL	2012/13-5	Dry	4/23/2013 8:10:00 AM	4/23/2013 8:10:00 AM	Conductivity	n/a	=	1296	µmhos/cm	Field Meter	-88	1	Field Crew	
MO-FIL	2012/13-5	Dry	4/23/2013 8:10:00 AM	5/7/2013 10:42:00 AM	Cyanide	Total	<	0.0027	mg/L	EPA 335.4	0.0027	0.005	WKL	
MO-FIL	2012/13-5	Dry	4/23/2013 8:10:00 AM	4/23/2013 8:10:00 AM	DO	n/a	=	2.7	mg/L	Field Meter	-88	0.3	Field Crew	
MO-FIL	2012/13-5	Dry	4/23/2013 8:10:00 AM	4/23/2013 8:10:00 AM	DO	n/a	=	28.7	%	Field Meter	-88	0.1	Field Crew	
MO-FIL	2012/13-5	Dry	4/23/2013 8:10:00 AM	5/6/2013 5:13:00 PM	Hardness as CaCO3	Total	=	631	mg/L	EPA 200.7	0.0894	0.662	WKL	
MO-FIL	2012/13-5	Dry	4/23/2013 8:10:00 AM	4/24/2013 8:29:00 PM	MBAS	n/a	DNQ	0.026	mg/L	SM 5540 C	0.019	0.05	WKL	
MO-FIL	2012/13-5	Dry	4/23/2013 8:10:00 AM	4/23/2013 8:10:00 AM	pH	n/a	=	7.37	pH Units	Field Meter	-88	0.01	Field Crew	
MO-FIL	2012/13-5	Dry	4/23/2013 8:10:00 AM	4/26/2013 12:36:00 PM	Phenolics	n/a	DNQ	0.0056	mg/L	EPA 420.4	0.0042	0.01	WKL	
MO-FIL	2012/13-5	Dry	4/23/2013 8:10:00 AM	4/23/2013 8:10:00 AM	Salinity	n/a	=	800	mg/L	Field Meter	-88	100	Field Crew	
MO-FIL	2012/13-5	Dry	4/23/2013 8:10:00 AM	4/23/2013 8:10:00 AM	Specific Conductance	n/a	=	1508	µmhos/cm	Field Meter	-88	1	Field Crew	
MO-FIL	2012/13-5	Dry	4/23/2013 8:10:00 AM	5/3/2013 11:25:00 AM	Specific Conductance	n/a	=	1700	µmhos/cm	SM 2510 B	0.47	4	WKL	D
MO-FIL	2012/13-5	Dry	4/23/2013 8:10:00 AM	4/23/2013 8:10:00 AM	Temperature	n/a	=	17.7	°C	Field Meter	-88	0.1	Field Crew	
MO-FIL	2012/13-5	Dry	4/23/2013 8:10:00 AM	4/26/2013 2:23:00 PM	Total Dissolved Solids	n/a	=	1100	mg/L	SM 2540 C	4	10	WKL	
MO-FIL	2012/13-5	Dry	4/23/2013 8:10:00 AM	4/29/2013 1:45:00 PM	Total Organic Carbon	n/a	=	2.6	mg/L	SM 5310 C	0.009	0.3	WKL	
MO-FIL	2012/13-5	Dry	4/23/2013 8:10:00 AM	4/29/2013 8:30:00 PM	Total Suspended Solids	n/a	=	11	mg/L	SM 2540 D	5	5	WKL	
MO-FIL	2012/13-5	Dry	4/23/2013 8:10:00 AM	4/24/2013 5:52:00 PM	Turbidity	n/a	=	3.8	NTU	EPA 180.1	0.024	0.1	WKL	
MO-FIL	2012/13-5	Dry	4/23/2013 8:10:00 AM	4/29/2013 8:30:00 PM	Volatile Suspended Solids	n/a	DNQ	4	mg/L	EPA 160.4	3.1	5	WKL	
MO-FIL	2012/13-5	Dry	4/23/2013 8:10:00 AM	4/25/2013 5:01:00 PM	Oil and Grease	n/a	<	1.3	mg/L	EPA 1664A	1.3	5	WKL	
MO-FIL	2012/13-5	Dry	4/23/2013 8:10:00 AM	4/25/2013 5:01:00 PM	TPH	n/a	<	1.9	mg/L	EPA 1664A	1.9	5	WKL	
MO-FIL	2012/13-5	Dry	4/23/2013 8:10:00 AM	5/7/2013 4:40:00 AM	Aluminum	Dissolved	<	2.1	µg/L	EPA 200.8	2.1	5	WKL	
MO-FIL	2012/13-5	Dry	4/23/2013 8:10:00 AM	5/7/2013 4:49:00 AM	Aluminum	Total	=	130	µg/L	EPA 200.8	2.1	5	WKL	
MO-FIL	2012/13-5	Dry	4/23/2013 8:10:00 AM	5/7/2013 4:40:00 AM	Antimony	Dissolved	DNQ	0.32	µg/L	EPA 200.8	0.034	0.5	WKL	
MO-FIL	2012/13-5	Dry	4/23/2013 8:10:00 AM	5/7/2013 4:49:00 AM	Antimony	Total	DNQ	0.34	µg/L	EPA 200.8	0.034	0.5	WKL	

Appendix G
Laboratory Environmental Analysis Results

Site ID	Event	Event Type	Sample Date	Analysis Date	Constituent	Fraction	Sign	Result	Units	Method	MDL	Reporting Limit	Analyzing Laboratory	Qualifier
MO-FIL	2012/13-5	Dry	4/23/2013 8:10:00 AM	5/7/2013 4:40:00 AM	Arsenic	Dissolved	=	0.47	µg/L	EPA 200.8	0.13	0.4	WKL	
MO-FIL	2012/13-5	Dry	4/23/2013 8:10:00 AM	5/7/2013 4:49:00 AM	Arsenic	Total	=	0.53	µg/L	EPA 200.8	0.13	0.4	WKL	
MO-FIL	2012/13-5	Dry	4/23/2013 8:10:00 AM	5/7/2013 4:16:00 PM	Beryllium	Dissolved	<	0.015	µg/L	EPA 200.8	0.015	0.1	WKL	
MO-FIL	2012/13-5	Dry	4/23/2013 8:10:00 AM	5/7/2013 4:20:00 PM	Beryllium	Total	<	0.015	µg/L	EPA 200.8	0.015	0.1	WKL	
MO-FIL	2012/13-5	Dry	4/23/2013 8:10:00 AM	5/7/2013 4:40:00 AM	Cadmium	Dissolved	DNQ	0.08	µg/L	EPA 200.8	0.017	0.1	WKL	
MO-FIL	2012/13-5	Dry	4/23/2013 8:10:00 AM	5/7/2013 4:49:00 AM	Cadmium	Total	=	0.14	µg/L	EPA 200.8	0.017	0.1	WKL	
MO-FIL	2012/13-5	Dry	4/23/2013 8:10:00 AM	5/7/2013 4:40:00 AM	Chromium	Dissolved	DNQ	0.09	µg/L	EPA 200.8	0.024	0.2	WKL	
MO-FIL	2012/13-5	Dry	4/23/2013 8:10:00 AM	5/7/2013 4:49:00 AM	Chromium	Total	=	0.63	µg/L	EPA 200.8	0.024	0.2	WKL	
MO-FIL	2012/13-5	Dry	4/23/2013 8:10:00 AM	4/25/2013 12:19:00 PM	Chromium VI	n/a	DNQ	0.04	µg/L	EPA 218.6	0.0059	0.3	WKL	
MO-FIL	2012/13-5	Dry	4/23/2013 8:10:00 AM	5/7/2013 4:40:00 AM	Copper	Dissolved	=	1.3	µg/L	EPA 200.8	0.036	0.5	WKL	
MO-FIL	2012/13-5	Dry	4/23/2013 8:10:00 AM	5/7/2013 4:49:00 AM	Copper	Total	=	2.8	µg/L	EPA 200.8	0.036	0.5	WKL	
MO-FIL	2012/13-5	Dry	4/23/2013 8:10:00 AM	5/6/2013 5:10:00 PM	Iron	Dissolved	<	1.1	µg/L	EPA 200.7	1.1	10	WKL	
MO-FIL	2012/13-5	Dry	4/23/2013 8:10:00 AM	5/6/2013 5:13:00 PM	Iron	Total	=	240	µg/L	EPA 200.7	1.1	10	WKL	
MO-FIL	2012/13-5	Dry	4/23/2013 8:10:00 AM	5/7/2013 4:40:00 AM	Lead	Dissolved	<	0.024	µg/L	EPA 200.8	0.024	0.2	WKL	
MO-FIL	2012/13-5	Dry	4/23/2013 8:10:00 AM	5/7/2013 4:49:00 AM	Lead	Total	=	0.37	µg/L	EPA 200.8	0.024	0.2	WKL	
MO-FIL	2012/13-5	Dry	4/23/2013 8:10:00 AM	5/1/2013 4:22:00 PM	Mercury	Dissolved	DNQ	12	ng/L	EPA 245.1	3.9	50	WKL	
MO-FIL	2012/13-5	Dry	4/23/2013 8:10:00 AM	5/1/2013 4:22:00 PM	Mercury	Total	DNQ	10	ng/L	EPA 245.1	3.9	50	WKL	
MO-FIL	2012/13-5	Dry	4/23/2013 8:10:00 AM	5/7/2013 4:40:00 AM	Nickel	Dissolved	=	0.97	µg/L	EPA 200.8	0.091	0.8	WKL	
MO-FIL	2012/13-5	Dry	4/23/2013 8:10:00 AM	5/7/2013 4:49:00 AM	Nickel	Total	=	1.4	µg/L	EPA 200.8	0.091	0.8	WKL	
MO-FIL	2012/13-5	Dry	4/23/2013 8:10:00 AM	5/7/2013 4:16:00 PM	Selenium	Dissolved	=	7.9	µg/L	EPA 200.8	0.081	0.4	WKL	
MO-FIL	2012/13-5	Dry	4/23/2013 8:10:00 AM	5/7/2013 4:20:00 PM	Selenium	Total	=	8	µg/L	EPA 200.8	0.081	0.4	WKL	
MO-FIL	2012/13-5	Dry	4/23/2013 8:10:00 AM	5/7/2013 4:40:00 AM	Silver	Dissolved	<	0.012	µg/L	EPA 200.8	0.012	0.2	WKL	
MO-FIL	2012/13-5	Dry	4/23/2013 8:10:00 AM	5/7/2013 4:49:00 AM	Silver	Total	<	0.012	µg/L	EPA 200.8	0.012	0.2	WKL	
MO-FIL	2012/13-5	Dry	4/23/2013 8:10:00 AM	5/7/2013 4:40:00 AM	Thallium	Dissolved	<	0.034	µg/L	EPA 200.8	0.034	0.2	WKL	
MO-FIL	2012/13-5	Dry	4/23/2013 8:10:00 AM	5/7/2013 4:49:00 AM	Thallium	Total	<	0.034	µg/L	EPA 200.8	0.034	0.2	WKL	
MO-FIL	2012/13-5	Dry	4/23/2013 8:10:00 AM	5/7/2013 4:40:00 AM	Zinc	Dissolved	DNQ	3.3	µg/L	EPA 200.8	0.5	5	WKL	
MO-FIL	2012/13-5	Dry	4/23/2013 8:10:00 AM	5/7/2013 4:49:00 AM	Zinc	Total	=	8.9	µg/L	EPA 200.8	0.5	5	WKL	
MO-FIL	2012/13-5	Dry	4/23/2013 8:10:00 AM	5/9/2013 4:08:00 PM	Ammonia as N	n/a	=	0.42	mg/L	EPA 350.1	0.048	0.1	WKL	
MO-FIL	2012/13-5	Dry	4/23/2013 8:10:00 AM	4/24/2013 12:22:00 PM	Nitrate + Nitrite as N	n/a	=	2.4	mg/L	EPA 353.2	0.01	0.1	WKL	
MO-FIL	2012/13-5	Dry	4/23/2013 8:10:00 AM	5/20/2013 7:31:00 PM	Phosphorus as P	Dissolved	=	0.093	mg/L	EPA 365.1	0.0014	0.01	WKL	
MO-FIL	2012/13-5	Dry	4/23/2013 8:10:00 AM	5/8/2013 11:30:00 PM	Phosphorus as P	Total	=	0.11	mg/L	EPA 365.1	0.0014	0.01	WKL	
MO-FIL	2012/13-5	Dry	4/23/2013 8:10:00 AM	5/6/2013 12:06:00 PM	TKN	n/a	=	0.69	mg/L	EPA 351.2	0.05	0.1	WKL	
MO-FIL	2012/13-5	Dry	4/23/2013 8:10:00 AM	5/7/2013 12:22:00 AM	1,2,4-Trichlorobenzene	n/a	<	0.55	µg/L	EPA 625	0.55	1	WKL	
MO-FIL	2012/13-5	Dry	4/23/2013 8:10:00 AM	5/7/2013 12:22:00 AM	1,2-Dichlorobenzene	n/a	<	0.57	µg/L	EPA 625	0.57	1	WKL	
MO-FIL	2012/13-5	Dry	4/23/2013 8:10:00 AM	5/7/2013 12:22:00 AM	1,2-Diphenylhydrazine	n/a	<	0.25	µg/L	EPA 625	0.25	1	WKL	
MO-FIL	2012/13-5	Dry	4/23/2013 8:10:00 AM	5/7/2013 12:22:00 AM	1,3-Dichlorobenzene	n/a	<	0.53	µg/L	EPA 625	0.53	1	WKL	EST-LCSRPD
MO-FIL	2012/13-5	Dry	4/23/2013 8:10:00 AM	5/7/2013 12:22:00 AM	1,4-Dichlorobenzene	n/a	<	0.55	µg/L	EPA 625	0.55	1	WKL	EST-LCSRPD
MO-FIL	2012/13-5	Dry	4/23/2013 8:10:00 AM	5/11/2013 6:40:00 AM	1-Methylnaphthalene	n/a	<	0.1	µg/L	EPA 8270Cm	0.1	0.1	WKL	
MO-FIL	2012/13-5	Dry	4/23/2013 8:10:00 AM	5/10/2013 5:47:00 PM	2,4,5-Trichlorophenol	n/a	<	0.29	µg/L	EPA 8270Cm	0.29	1	WKL	
MO-FIL	2012/13-5	Dry	4/23/2013 8:10:00 AM	5/10/2013 5:47:00 PM	2,4,6-Trichlorophenol	n/a	<	0.3	µg/L	EPA 8270Cm	0.3	1	WKL	
MO-FIL	2012/13-5	Dry	4/23/2013 8:10:00 AM	5/10/2013 5:47:00 PM	2,4-Dichlorophenol	n/a	<	0.51	µg/L	EPA 8270Cm	0.51	1	WKL	
MO-FIL	2012/13-5	Dry	4/23/2013 8:10:00 AM	5/10/2013 5:47:00 PM	2,4-Dimethylphenol	n/a	<	1	µg/L	EPA 8270Cm	1	2	WKL	
MO-FIL	2012/13-5	Dry	4/23/2013 8:10:00 AM	5/10/2013 5:47:00 PM	2,4-Dinitrophenol	n/a	<	1	µg/L	EPA 8270Cm	1	2	WKL	EST-LCSRPD
MO-FIL	2012/13-5	Dry	4/23/2013 8:10:00 AM	5/7/2013 12:22:00 AM	2,4-Dinitrotoluene	n/a	<	0.18	µg/L	EPA 625	0.18	1	WKL	
MO-FIL	2012/13-5	Dry	4/23/2013 8:10:00 AM	5/7/2013 12:22:00 AM	2,6-Dinitrotoluene	n/a	<	0.27	µg/L	EPA 625	0.27	1	WKL	
MO-FIL	2012/13-5	Dry	4/23/2013 8:10:00 AM	4/25/2013 8:33:00 AM	2-Chloroethyl vinyl ether	n/a	<	0.28	µg/L	EPA 624	0.28	1	WKL	
MO-FIL	2012/13-5	Dry	4/23/2013 8:10:00 AM	5/7/2013 12:22:00 AM	2-Chloronaphthalene	n/a	<	0.45	µg/L	EPA 625	0.45	1	WKL	
MO-FIL	2012/13-5	Dry	4/23/2013 8:10:00 AM	5/10/2013 5:47:00 PM	2-Chlorophenol	n/a	<	0.65	µg/L	EPA 8270Cm	0.65	1	WKL	

Appendix G
Laboratory Environmental Analysis Results

Site ID	Event	Event Type	Sample Date	Analysis Date	Constituent	Fraction	Sign	Result	Units	Method	MDL	Reporting Limit	Analyzing Laboratory	Qualifier
MO-FIL	2012/13-5	Dry	4/23/2013 8:10:00 AM	5/11/2013 6:40:00 AM	2-Methylnaphthalene	n/a	<	0.1	µg/L	EPA 8270Cm	0.1	0.1	WKL	
MO-FIL	2012/13-5	Dry	4/23/2013 8:10:00 AM	5/10/2013 5:47:00 PM	2-Methylphenol	n/a	<	0.34	µg/L	EPA 8270Cm	0.34	1	WKL	
MO-FIL	2012/13-5	Dry	4/23/2013 8:10:00 AM	5/10/2013 5:47:00 PM	2-Nitrophenol	n/a	<	0.71	µg/L	EPA 8270Cm	0.71	1	WKL	
MO-FIL	2012/13-5	Dry	4/23/2013 8:10:00 AM	5/7/2013 12:22:00 AM	3,3'-Dichlorobenzidine	n/a	<	1.2	µg/L	EPA 625	1.2	5	WKL	
MO-FIL	2012/13-5	Dry	4/23/2013 8:10:00 AM	5/10/2013 5:47:00 PM	3-/4-Methylphenol	n/a	<	0.3	µg/L	EPA 8270Cm	0.3	1	WKL	
MO-FIL	2012/13-5	Dry	4/23/2013 8:10:00 AM	5/10/2013 5:47:00 PM	4,6-Dinitro-2-methylphenol	n/a	<	0.14	µg/L	EPA 8270Cm	0.14	1	WKL	
MO-FIL	2012/13-5	Dry	4/23/2013 8:10:00 AM	5/7/2013 12:22:00 AM	4-Bromophenyl phenyl ether	n/a	<	0.36	µg/L	EPA 625	0.36	1	WKL	
MO-FIL	2012/13-5	Dry	4/23/2013 8:10:00 AM	5/10/2013 5:47:00 PM	4-Chloro-3-methylphenol	n/a	<	0.37	µg/L	EPA 8270Cm	0.37	1	WKL	
MO-FIL	2012/13-5	Dry	4/23/2013 8:10:00 AM	5/7/2013 12:22:00 AM	4-Chlorophenyl phenyl ether	n/a	<	0.41	µg/L	EPA 625	0.41	1	WKL	
MO-FIL	2012/13-5	Dry	4/23/2013 8:10:00 AM	5/10/2013 5:47:00 PM	4-Nitrophenol	n/a	<	1	µg/L	EPA 8270Cm	1	2	WKL	
MO-FIL	2012/13-5	Dry	4/23/2013 8:10:00 AM	5/11/2013 6:40:00 AM	Acenaphthene	n/a	<	0.1	µg/L	EPA 8270Cm	0.1	0.1	WKL	
MO-FIL	2012/13-5	Dry	4/23/2013 8:10:00 AM	5/11/2013 6:40:00 AM	Acenaphthylene	n/a	<	0.1	µg/L	EPA 8270Cm	0.1	0.1	WKL	
MO-FIL	2012/13-5	Dry	4/23/2013 8:10:00 AM	5/11/2013 6:40:00 AM	Anthracene	n/a	<	0.1	µg/L	EPA 8270Cm	0.1	0.1	WKL	
MO-FIL	2012/13-5	Dry	4/23/2013 8:10:00 AM	5/11/2013 6:40:00 AM	Benz(a)anthracene	n/a	<	0.1	µg/L	EPA 8270Cm	0.1	0.1	WKL	
MO-FIL	2012/13-5	Dry	4/23/2013 8:10:00 AM	5/7/2013 12:22:00 AM	Benzidine	n/a	<	3.7	µg/L	EPA 625	3.7	10	WKL	
MO-FIL	2012/13-5	Dry	4/23/2013 8:10:00 AM	5/1/2013 7:36:00 PM	Benzo(a)pyrene	n/a	<	0.07	µg/L	EPA 525.2	0.07	0.1	WKL	
MO-FIL	2012/13-5	Dry	4/23/2013 8:10:00 AM	5/11/2013 6:40:00 AM	Benzo(b)fluoranthene	n/a	<	0.1	µg/L	EPA 8270Cm	0.1	0.1	WKL	
MO-FIL	2012/13-5	Dry	4/23/2013 8:10:00 AM	5/11/2013 6:40:00 AM	Benzo(g,h,i)perylene	n/a	<	0.1	µg/L	EPA 8270Cm	0.1	0.1	WKL	
MO-FIL	2012/13-5	Dry	4/23/2013 8:10:00 AM	5/11/2013 6:40:00 AM	Benzo(k)fluoranthene	n/a	<	0.1	µg/L	EPA 8270Cm	0.1	0.1	WKL	
MO-FIL	2012/13-5	Dry	4/23/2013 8:10:00 AM	5/7/2013 12:22:00 AM	Bis(2-chloroethoxy)methane	n/a	<	0.25	µg/L	EPA 625	0.25	1	WKL	
MO-FIL	2012/13-5	Dry	4/23/2013 8:10:00 AM	5/7/2013 12:22:00 AM	Bis(2-chloroethyl)ether	n/a	<	0.27	µg/L	EPA 625	0.27	1	WKL	
MO-FIL	2012/13-5	Dry	4/23/2013 8:10:00 AM	5/7/2013 12:22:00 AM	Bis(2-chloroisopropyl)ether	n/a	<	0.38	µg/L	EPA 625	0.38	1	WKL	
MO-FIL	2012/13-5	Dry	4/23/2013 8:10:00 AM	5/1/2013 7:36:00 PM	Bis(2-ethylhexyl)adipate	n/a	<	0.1	µg/L	EPA 525.2	0.1	5	WKL	
MO-FIL	2012/13-5	Dry	4/23/2013 8:10:00 AM	5/1/2013 7:36:00 PM	Bis(2-ethylhexyl)phthalate	n/a	<	1.1	µg/L	EPA 525.2	1.1	3	WKL	
MO-FIL	2012/13-5	Dry	4/23/2013 8:10:00 AM	5/7/2013 12:22:00 AM	Butyl benzyl phthalate	n/a	DNQ	0.56	µg/L	EPA 625	0.18	1	WKL	
MO-FIL	2012/13-5	Dry	4/23/2013 8:10:00 AM	5/11/2013 6:40:00 AM	Chrysene	n/a	<	0.1	µg/L	EPA 8270Cm	0.1	0.1	WKL	
MO-FIL	2012/13-5	Dry	4/23/2013 8:10:00 AM	5/11/2013 6:40:00 AM	Dibenz(a,h)anthracene	n/a	<	0.1	µg/L	EPA 8270Cm	0.1	0.1	WKL	
MO-FIL	2012/13-5	Dry	4/23/2013 8:10:00 AM	5/7/2013 12:22:00 AM	Diethyl phthalate	n/a	DNQ	0.88	µg/L	EPA 625	0.15	1	WKL	
MO-FIL	2012/13-5	Dry	4/23/2013 8:10:00 AM	5/7/2013 12:22:00 AM	Dimethyl phthalate	n/a	<	0.18	µg/L	EPA 625	0.18	1	WKL	
MO-FIL	2012/13-5	Dry	4/23/2013 8:10:00 AM	5/7/2013 12:22:00 AM	Di-n-butylphthalate	n/a	<	0.24	µg/L	EPA 625	0.24	1	WKL	
MO-FIL	2012/13-5	Dry	4/23/2013 8:10:00 AM	5/7/2013 12:22:00 AM	Di-n-octylphthalate	n/a	<	0.19	µg/L	EPA 625	0.19	1	WKL	
MO-FIL	2012/13-5	Dry	4/23/2013 8:10:00 AM	5/11/2013 6:40:00 AM	Fluoranthene	n/a	<	0.1	µg/L	EPA 8270Cm	0.1	0.1	WKL	
MO-FIL	2012/13-5	Dry	4/23/2013 8:10:00 AM	5/11/2013 6:40:00 AM	Fluorene	n/a	<	0.1	µg/L	EPA 8270Cm	0.1	0.1	WKL	
MO-FIL	2012/13-5	Dry	4/23/2013 8:10:00 AM	5/7/2013 12:22:00 AM	Hexachlorobenzene	n/a	<	0.49	µg/L	EPA 625	0.49	1	WKL	
MO-FIL	2012/13-5	Dry	4/23/2013 8:10:00 AM	5/7/2013 12:22:00 AM	Hexachlorobutadiene	n/a	<	0.47	µg/L	EPA 625	0.47	1	WKL	EST-LCSRPD
MO-FIL	2012/13-5	Dry	4/23/2013 8:10:00 AM	5/7/2013 12:22:00 AM	Hexachlorocyclopentadiene	n/a	<	1.5	µg/L	EPA 625	1.5	5	WKL	
MO-FIL	2012/13-5	Dry	4/23/2013 8:10:00 AM	5/7/2013 12:22:00 AM	Hexachloroethane	n/a	<	0.52	µg/L	EPA 625	0.52	1	WKL	EST-LCSRPD
MO-FIL	2012/13-5	Dry	4/23/2013 8:10:00 AM	5/11/2013 6:40:00 AM	Indeno(1,2,3-cd)pyrene	n/a	<	0.1	µg/L	EPA 8270Cm	0.1	0.1	WKL	
MO-FIL	2012/13-5	Dry	4/23/2013 8:10:00 AM	5/7/2013 12:22:00 AM	Isophorone	n/a	<	0.21	µg/L	EPA 625	0.21	1	WKL	
MO-FIL	2012/13-5	Dry	4/23/2013 8:10:00 AM	4/25/2013 8:33:00 AM	Methyl tert-butyl ether (MTBE)	n/a	<	0.25	µg/L	EPA 624	0.25	1	WKL	
MO-FIL	2012/13-5	Dry	4/23/2013 8:10:00 AM	5/11/2013 6:40:00 AM	Naphthalene	n/a	<	0.1	µg/L	EPA 8270Cm	0.1	0.1	WKL	
MO-FIL	2012/13-5	Dry	4/23/2013 8:10:00 AM	5/7/2013 12:22:00 AM	Nitrobenzene	n/a	<	0.36	µg/L	EPA 625	0.36	1	WKL	
MO-FIL	2012/13-5	Dry	4/23/2013 8:10:00 AM	5/7/2013 12:22:00 AM	N-Nitrosodimethylamine	n/a	<	0.14	µg/L	EPA 625	0.14	1	WKL	EST-LCSRPD
MO-FIL	2012/13-5	Dry	4/23/2013 8:10:00 AM	5/7/2013 12:22:00 AM	N-Nitrosodi-N-propylamine	n/a	<	0.26	µg/L	EPA 625	0.26	1	WKL	
MO-FIL	2012/13-5	Dry	4/23/2013 8:10:00 AM	5/7/2013 12:22:00 AM	N-Nitrosodiphenylamine	n/a	<	0.19	µg/L	EPA 625	0.19	1	WKL	
MO-FIL	2012/13-5	Dry	4/23/2013 8:10:00 AM	5/11/2013 6:40:00 AM	Phenanthrene	n/a	<	0.1	µg/L	EPA 8270Cm	0.1	0.1	WKL	
MO-FIL	2012/13-5	Dry	4/23/2013 8:10:00 AM	5/10/2013 5:47:00 PM	Phenol	n/a	<	0.35	µg/L	EPA 8270Cm	0.35	1	WKL	
MO-FIL	2012/13-5	Dry	4/23/2013 8:10:00 AM	5/11/2013 6:40:00 AM	Pyrene	n/a	<	0.1	µg/L	EPA 8270Cm	0.1	0.1	WKL	

Appendix G
Laboratory Environmental Analysis Results

Site ID	Event	Event Type	Sample Date	Analysis Date	Constituent	Fraction	Sign	Result	Units	Method	MDL	Reporting Limit	Analyzing Laboratory	Qualifier
MO-FIL	2012/13-5	Dry	4/23/2013 8:10:00 AM	5/8/2013 2:05:00 AM	PCB Aroclor 1016	n/a	<	0.05	µg/L	EPA 608	0.05	0.5	WKL	
MO-FIL	2012/13-5	Dry	4/23/2013 8:10:00 AM	5/8/2013 2:05:00 AM	PCB Aroclor 1221	n/a	<	0.06	µg/L	EPA 608	0.06	0.5	WKL	
MO-FIL	2012/13-5	Dry	4/23/2013 8:10:00 AM	5/8/2013 2:05:00 AM	PCB Aroclor 1232	n/a	<	0.15	µg/L	EPA 608	0.15	0.5	WKL	
MO-FIL	2012/13-5	Dry	4/23/2013 8:10:00 AM	5/8/2013 2:05:00 AM	PCB Aroclor 1242	n/a	<	0.07	µg/L	EPA 608	0.07	0.5	WKL	
MO-FIL	2012/13-5	Dry	4/23/2013 8:10:00 AM	5/8/2013 2:05:00 AM	PCB Aroclor 1248	n/a	<	0.06	µg/L	EPA 608	0.06	0.5	WKL	
MO-FIL	2012/13-5	Dry	4/23/2013 8:10:00 AM	5/8/2013 2:05:00 AM	PCB Aroclor 1254	n/a	<	0.04	µg/L	EPA 608	0.04	0.5	WKL	
MO-FIL	2012/13-5	Dry	4/23/2013 8:10:00 AM	5/8/2013 2:05:00 AM	PCB Aroclor 1260	n/a	<	0.04	µg/L	EPA 608	0.04	0.5	WKL	
MO-FIL	2012/13-5	Dry	4/23/2013 8:10:00 AM	4/26/2013 3:15:00 PM	2,4,5-T	n/a	<	0.07	µg/L	EPA 515.3	0.07	0.2	WKL	
MO-FIL	2012/13-5	Dry	4/23/2013 8:10:00 AM	4/26/2013 3:15:00 PM	2,4,5-TP	n/a	<	0.09	µg/L	EPA 515.3	0.09	0.2	WKL	
MO-FIL	2012/13-5	Dry	4/23/2013 8:10:00 AM	4/26/2013 3:15:00 PM	2,4-D	n/a	<	0.07	µg/L	EPA 515.3	0.07	0.4	WKL	
MO-FIL	2012/13-5	Dry	4/23/2013 8:10:00 AM	4/26/2013 3:15:00 PM	2,4-DB	n/a	<	0.07	µg/L	EPA 515.3	0.07	2	WKL	
MO-FIL	2012/13-5	Dry	4/23/2013 8:10:00 AM	4/26/2013 3:15:00 PM	3,5-Dichlorobenzoic acid	n/a	<	0.09	µg/L	EPA 515.3	0.09	1	WKL	
MO-FIL	2012/13-5	Dry	4/23/2013 8:10:00 AM	5/8/2013 2:05:00 AM	4,4'-DDD	n/a	<	0.003	µg/L	EPA 608	0.003	0.05	WKL	
MO-FIL	2012/13-5	Dry	4/23/2013 8:10:00 AM	5/8/2013 2:05:00 AM	4,4'-DDE	n/a	<	0.0025	µg/L	EPA 608	0.0025	0.05	WKL	
MO-FIL	2012/13-5	Dry	4/23/2013 8:10:00 AM	5/8/2013 2:05:00 AM	4,4'-DDT	n/a	<	0.0031	µg/L	EPA 608	0.0031	0.01	WKL	
MO-FIL	2012/13-5	Dry	4/23/2013 8:10:00 AM	4/26/2013 3:15:00 PM	Acifluorfen	n/a	<	0.06	µg/L	EPA 515.3	0.06	0.4	WKL	
MO-FIL	2012/13-5	Dry	4/23/2013 8:10:00 AM	5/1/2013 7:36:00 PM	Alachlor	n/a	<	0.022	µg/L	EPA 525.2	0.022	0.1	WKL	
MO-FIL	2012/13-5	Dry	4/23/2013 8:10:00 AM	5/8/2013 2:05:00 AM	Aldrin	n/a	<	0.0015	µg/L	EPA 608	0.0015	0.005	WKL	
MO-FIL	2012/13-5	Dry	4/23/2013 8:10:00 AM	5/8/2013 2:05:00 AM	alpha-BHC	n/a	<	0.0018	µg/L	EPA 608	0.0018	0.01	WKL	
MO-FIL	2012/13-5	Dry	4/23/2013 8:10:00 AM	5/8/2013 2:05:00 AM	alpha-Chlordane	n/a	<	0.0041	µg/L	EPA 608	0.0041	0.01	WKL	
MO-FIL	2012/13-5	Dry	4/23/2013 8:10:00 AM	5/1/2013 7:36:00 PM	Atrazine	n/a	<	0.034	µg/L	EPA 525.2	0.034	0.1	WKL	
MO-FIL	2012/13-5	Dry	4/23/2013 8:10:00 AM	4/29/2013 8:05:00 PM	Azinphos methyl	n/a	<	0.0055	µg/L	EPA 525.2	0.0055	0.01	WKL	
MO-FIL	2012/13-5	Dry	4/23/2013 8:10:00 AM	4/26/2013 3:15:00 PM	Bentazon	n/a	<	0.11	µg/L	EPA 515.3	0.11	2	WKL	
MO-FIL	2012/13-5	Dry	4/23/2013 8:10:00 AM	5/8/2013 2:05:00 AM	beta-BHC	n/a	<	0.0031	µg/L	EPA 608	0.0031	0.005	WKL	
MO-FIL	2012/13-5	Dry	4/23/2013 8:10:00 AM	4/29/2013 8:05:00 PM	Bolstar	n/a	<	0.0046	µg/L	EPA 525.2	0.0046	0.01	WKL	
MO-FIL	2012/13-5	Dry	4/23/2013 8:10:00 AM	5/1/2013 7:36:00 PM	Bromacil	n/a	<	0.038	µg/L	EPA 525.2	0.038	1	WKL	
MO-FIL	2012/13-5	Dry	4/23/2013 8:10:00 AM	5/1/2013 7:36:00 PM	Butachlor	n/a	<	0.017	µg/L	EPA 525.2	0.017	0.2	WKL	
MO-FIL	2012/13-5	Dry	4/23/2013 8:10:00 AM	5/1/2013 7:36:00 PM	Captan	n/a	<	0.86	µg/L	EPA 525.2	0.86	1	WKL	
MO-FIL	2012/13-5	Dry	4/23/2013 8:10:00 AM	5/8/2013 2:05:00 AM	Chlordane (technical)	n/a	<	0.08	µg/L	EPA 608	0.08	0.1	WKL	
MO-FIL	2012/13-5	Dry	4/23/2013 8:10:00 AM	5/1/2013 7:36:00 PM	Chloropropham	n/a	<	0.01	µg/L	EPA 525.2	0.01	0.1	WKL	
MO-FIL	2012/13-5	Dry	4/23/2013 8:10:00 AM	4/29/2013 8:05:00 PM	Chlorpyrifos	n/a	<	0.0069	µg/L	EPA 525.2	0.0069	0.01	WKL	
MO-FIL	2012/13-5	Dry	4/23/2013 8:10:00 AM	4/29/2013 8:05:00 PM	Coumaphos	n/a	<	0.0051	µg/L	EPA 525.2	0.0051	0.01	WKL	
MO-FIL	2012/13-5	Dry	4/23/2013 8:10:00 AM	5/1/2013 7:36:00 PM	Cyanazine	n/a	<	0.024	µg/L	EPA 525.2	0.024	0.1	WKL	
MO-FIL	2012/13-5	Dry	4/23/2013 8:10:00 AM	4/26/2013 3:15:00 PM	Dalapon	n/a	<	0.1	µg/L	EPA 515.3	0.1	0.4	WKL	
MO-FIL	2012/13-5	Dry	4/23/2013 8:10:00 AM	4/26/2013 3:15:00 PM	DCPA (Dacthal)	n/a	<	0.07	µg/L	EPA 515.3	0.07	0.1	WKL	
MO-FIL	2012/13-5	Dry	4/23/2013 8:10:00 AM	5/8/2013 2:05:00 AM	delta-BHC	n/a	<	0.0025	µg/L	EPA 608	0.0025	0.005	WKL	
MO-FIL	2012/13-5	Dry	4/23/2013 8:10:00 AM	4/29/2013 8:05:00 PM	Demeton-O	n/a	<	0.01	µg/L	EPA 525.2	0.01	0.01	WKL	
MO-FIL	2012/13-5	Dry	4/23/2013 8:10:00 AM	4/29/2013 8:05:00 PM	Demeton-S	n/a	<	0.01	µg/L	EPA 525.2	0.01	0.01	WKL	
MO-FIL	2012/13-5	Dry	4/23/2013 8:10:00 AM	4/29/2013 8:05:00 PM	Diazinon	n/a	<	0.0052	µg/L	EPA 525.2	0.0052	0.01	WKL	
MO-FIL	2012/13-5	Dry	4/23/2013 8:10:00 AM	4/26/2013 3:15:00 PM	Dicamba	n/a	<	0.12	µg/L	EPA 515.3	0.12	0.6	WKL	
MO-FIL	2012/13-5	Dry	4/23/2013 8:10:00 AM	4/26/2013 3:15:00 PM	Dichlorprop	n/a	<	0.08	µg/L	EPA 515.3	0.08	0.3	WKL	
MO-FIL	2012/13-5	Dry	4/23/2013 8:10:00 AM	4/29/2013 8:05:00 PM	Dichlorvos	n/a	<	0.0029	µg/L	EPA 525.2	0.0029	0.01	WKL	
MO-FIL	2012/13-5	Dry	4/23/2013 8:10:00 AM	5/8/2013 2:05:00 AM	Dieldrin	n/a	<	0.0021	µg/L	EPA 608	0.0021	0.01	WKL	
MO-FIL	2012/13-5	Dry	4/23/2013 8:10:00 AM	4/29/2013 8:05:00 PM	Dimethoate	n/a	<	0.0062	µg/L	EPA 525.2	0.0062	0.01	WKL	
MO-FIL	2012/13-5	Dry	4/23/2013 8:10:00 AM	4/26/2013 3:15:00 PM	Dinoseb	n/a	<	0.14	µg/L	EPA 515.3	0.14	0.4	WKL	
MO-FIL	2012/13-5	Dry	4/23/2013 8:10:00 AM	5/1/2013 7:36:00 PM	Diphenamid	n/a	<	0.024	µg/L	EPA 525.2	0.024	0.1	WKL	
MO-FIL	2012/13-5	Dry	4/23/2013 8:10:00 AM	4/29/2013 8:05:00 PM	Disulfoton	n/a	<	0.01	µg/L	EPA 525.2	0.01	0.01	WKL	
MO-FIL	2012/13-5	Dry	4/23/2013 8:10:00 AM	5/8/2013 2:05:00 AM	Endosulfan I	n/a	<	0.0017	µg/L	EPA 608	0.0017	0.02	WKL	

Appendix G
Laboratory Environmental Analysis Results

Site ID	Event	Event Type	Sample Date	Analysis Date	Constituent	Fraction	Sign	Result	Units	Method	MDL	Reporting Limit	Analyzing Laboratory	Qualifier
MO-FIL	2012/13-5	Dry	4/23/2013 8:10:00 AM	5/8/2013 2:05:00 AM	Endosulfan II	n/a	<	0.0019	µg/L	EPA 608	0.0019	0.01	WKL	
MO-FIL	2012/13-5	Dry	4/23/2013 8:10:00 AM	5/8/2013 2:05:00 AM	Endosulfan sulfate	n/a	<	0.008	µg/L	EPA 608	0.008	0.05	WKL	
MO-FIL	2012/13-5	Dry	4/23/2013 8:10:00 AM	5/8/2013 2:05:00 AM	Endrin	n/a	<	0.0028	µg/L	EPA 608	0.0028	0.01	WKL	
MO-FIL	2012/13-5	Dry	4/23/2013 8:10:00 AM	5/8/2013 2:05:00 AM	Endrin aldehyde	n/a	<	0.003	µg/L	EPA 608	0.003	0.01	WKL	
MO-FIL	2012/13-5	Dry	4/23/2013 8:10:00 AM	5/1/2013 7:36:00 PM	EPTC	n/a	<	0.017	µg/L	EPA 525.2	0.017	1	WKL	
MO-FIL	2012/13-5	Dry	4/23/2013 8:10:00 AM	4/29/2013 8:05:00 PM	Ethoprop	n/a	<	0.0067	µg/L	EPA 525.2	0.0067	0.01	WKL	
MO-FIL	2012/13-5	Dry	4/23/2013 8:10:00 AM	4/29/2013 8:05:00 PM	Ethyl parathion	n/a	<	0.0054	µg/L	EPA 525.2	0.0054	0.01	WKL	
MO-FIL	2012/13-5	Dry	4/23/2013 8:10:00 AM	4/29/2013 8:05:00 PM	Fensulfothion	n/a	<	0.0029	µg/L	EPA 525.2	0.0029	0.01	WKL	
MO-FIL	2012/13-5	Dry	4/23/2013 8:10:00 AM	4/29/2013 8:05:00 PM	Fenthion	n/a	<	0.0038	µg/L	EPA 525.2	0.0038	0.01	WKL	
MO-FIL	2012/13-5	Dry	4/23/2013 8:10:00 AM	5/8/2013 2:05:00 AM	gamma-BHC (Lindane)	n/a	<	0.0021	µg/L	EPA 608	0.0021	0.02	WKL	
MO-FIL	2012/13-5	Dry	4/23/2013 8:10:00 AM	5/8/2013 2:05:00 AM	gamma-Chlordane	n/a	<	0.0044	µg/L	EPA 608	0.0044	0.01	WKL	
MO-FIL	2012/13-5	Dry	4/23/2013 8:10:00 AM	4/24/2013 12:52:00 PM	Glyphosate	n/a	<	1.8	µg/L	EPA 547	1.8	5	WKL	
MO-FIL	2012/13-5	Dry	4/23/2013 8:10:00 AM	5/8/2013 2:05:00 AM	Heptachlor	n/a	<	0.0017	µg/L	EPA 608	0.0017	0.01	WKL	
MO-FIL	2012/13-5	Dry	4/23/2013 8:10:00 AM	5/8/2013 2:05:00 AM	Heptachlor epoxide	n/a	<	0.0019	µg/L	EPA 608	0.0019	0.01	WKL	
MO-FIL	2012/13-5	Dry	4/23/2013 8:10:00 AM	4/29/2013 8:05:00 PM	Malathion	n/a	<	0.0076	µg/L	EPA 525.2	0.0076	0.01	WKL	
MO-FIL	2012/13-5	Dry	4/23/2013 8:10:00 AM	4/29/2013 8:05:00 PM	Merphos	n/a	<	0.0058	µg/L	EPA 525.2	0.0058	0.01	WKL	
MO-FIL	2012/13-5	Dry	4/23/2013 8:10:00 AM	5/8/2013 2:05:00 AM	Methoxychlor	n/a	<	0.0054	µg/L	EPA 608	0.0054	0.02	WKL	
MO-FIL	2012/13-5	Dry	4/23/2013 8:10:00 AM	4/29/2013 8:05:00 PM	Methyl parathion	n/a	<	0.0063	µg/L	EPA 525.2	0.0063	0.01	WKL	
MO-FIL	2012/13-5	Dry	4/23/2013 8:10:00 AM	5/1/2013 7:36:00 PM	Metolachlor	n/a	<	0.012	µg/L	EPA 525.2	0.012	0.1	WKL	
MO-FIL	2012/13-5	Dry	4/23/2013 8:10:00 AM	5/1/2013 7:36:00 PM	Metribuzin	n/a	<	0.015	µg/L	EPA 525.2	0.015	0.1	WKL	
MO-FIL	2012/13-5	Dry	4/23/2013 8:10:00 AM	4/29/2013 8:05:00 PM	Mevinphos	n/a	<	0.0042	µg/L	EPA 525.2	0.0042	0.01	WKL	
MO-FIL	2012/13-5	Dry	4/23/2013 8:10:00 AM	5/1/2013 7:36:00 PM	Molinate	n/a	<	0.039	µg/L	EPA 525.2	0.039	0.1	WKL	
MO-FIL	2012/13-5	Dry	4/23/2013 8:10:00 AM	4/29/2013 8:05:00 PM	Naled	n/a	<	0.0076	µg/L	EPA 525.2	0.0076	0.01	WKL	
MO-FIL	2012/13-5	Dry	4/23/2013 8:10:00 AM	4/26/2013 3:15:00 PM	Pentachlorophenol	n/a	<	0.04	µg/L	EPA 515.3	0.04	0.2	WKL	
MO-FIL	2012/13-5	Dry	4/23/2013 8:10:00 AM	4/29/2013 8:05:00 PM	Phorate	n/a	<	0.003	µg/L	EPA 525.2	0.003	0.01	WKL	
MO-FIL	2012/13-5	Dry	4/23/2013 8:10:00 AM	4/26/2013 3:15:00 PM	Picloram	n/a	<	0.05	µg/L	EPA 515.3	0.05	0.6	WKL	
MO-FIL	2012/13-5	Dry	4/23/2013 8:10:00 AM	5/1/2013 7:36:00 PM	Prometon	n/a	<	0.024	µg/L	EPA 525.2	0.024	0.2	WKL	EST-LCSRPD
MO-FIL	2012/13-5	Dry	4/23/2013 8:10:00 AM	5/1/2013 7:36:00 PM	Prometryn	n/a	<	0.036	µg/L	EPA 525.2	0.036	0.1	WKL	
MO-FIL	2012/13-5	Dry	4/23/2013 8:10:00 AM	4/29/2013 8:05:00 PM	Ronnel (Fenchlorphos)	n/a	<	0.0041	µg/L	EPA 525.2	0.0041	0.01	WKL	
MO-FIL	2012/13-5	Dry	4/23/2013 8:10:00 AM	5/1/2013 7:36:00 PM	Simazine	n/a	<	0.015	µg/L	EPA 525.2	0.015	0.1	WKL	
MO-FIL	2012/13-5	Dry	4/23/2013 8:10:00 AM	4/29/2013 8:05:00 PM	Stirophos (Tetrachlorvinphos)	n/a	<	0.0031	µg/L	EPA 525.2	0.0031	0.01	WKL	
MO-FIL	2012/13-5	Dry	4/23/2013 8:10:00 AM	5/1/2013 7:36:00 PM	Terbacil	n/a	<	0.55	µg/L	EPA 525.2	0.55	2	WKL	
MO-FIL	2012/13-5	Dry	4/23/2013 8:10:00 AM	5/1/2013 7:36:00 PM	Thiobencarb	n/a	<	0.025	µg/L	EPA 525.2	0.025	0.2	WKL	
MO-FIL	2012/13-5	Dry	4/23/2013 8:10:00 AM	4/29/2013 8:05:00 PM	Tokuthion	n/a	<	0.0078	µg/L	EPA 525.2	0.0078	0.01	WKL	
MO-FIL	2012/13-5	Dry	4/23/2013 8:10:00 AM	5/8/2013 2:05:00 AM	Toxaphene	n/a	<	0.12	µg/L	EPA 608	0.12	0.5	WKL	
MO-FIL	2012/13-5	Dry	4/23/2013 8:10:00 AM	4/29/2013 8:05:00 PM	Trichloronate	n/a	<	0.0067	µg/L	EPA 525.2	0.0067	0.01	WKL	
MO-FIL	2012/13-5	Dry	4/23/2013 8:10:00 AM	5/1/2013 7:36:00 PM	Trithion	n/a	<	0.012	µg/L	EPA 525.2	0.012	0.1	WKL	
MO-FIL	2013-DRY	Dry	8/12/2013 1:25:00 PM	8/13/2013 9:30:00 AM	E. Coli	n/a	=	2613	MPN/100 mL	MMO-MUG	10	10	VCHCA	
MO-FIL	2013-DRY	Dry	8/12/2013 1:25:00 PM	8/13/2013 9:30:00 AM	Total Coliform	n/a	=	19863	MPN/100 mL	MMO-MUG	10	10	VCHCA	
MO-FIL	2013-DRY	Dry	8/12/2013 1:25:00 PM	8/22/2013 11:58:00 AM	Calcium	Total	=	192	mg/L	EPA 200.7	0.016	0.1	WKL	
MO-FIL	2013-DRY	Dry	8/12/2013 1:25:00 PM	8/22/2013 11:58:00 AM	Magnesium	Total	=	57.3	mg/L	EPA 200.7	0.012	0.1	WKL	
MO-FIL	2013-DRY	Dry	8/12/2013 1:25:00 PM	8/12/2013 1:25:00 PM	Conductivity	n/a	=	1500	µmhos/cm	Field Meter	-88	1	Field Crew	
MO-FIL	2013-DRY	Dry	8/12/2013 1:25:00 PM	8/12/2013 1:25:00 PM	Discharge	n/a	=	0	cfs	Field Estimate	-88	-88	Field Crew	
MO-FIL	2013-DRY	Dry	8/12/2013 1:25:00 PM	8/12/2013 1:25:00 PM	DO	n/a	=	5.04	mg/L	Field Meter	-88	0.3	Field Crew	
MO-FIL	2013-DRY	Dry	8/12/2013 1:25:00 PM	8/12/2013 1:25:00 PM	DO	n/a	=	56.8	%	Field Meter	-88	0.1	Field Crew	
MO-FIL	2013-DRY	Dry	8/12/2013 1:25:00 PM	8/22/2013 11:58:00 AM	Hardness as CaCO3	Total	=	715	mg/L	EPA 200.7	0.0894	0.662	WKL	
MO-FIL	2013-DRY	Dry	8/12/2013 1:25:00 PM	8/12/2013 1:25:00 PM	pH	n/a	=	7.54	pH Units	Field Meter	-88	0.01	Field Crew	
MO-FIL	2013-DRY	Dry	8/12/2013 1:25:00 PM	8/12/2013 1:25:00 PM	Salinity	n/a	=	800	mg/L	Field Meter	-88	100	Field Crew	

Appendix G
Laboratory Environmental Analysis Results

Site ID	Event	Event Type	Sample Date	Analysis Date	Constituent	Fraction	Sign	Result	Units	Method	MDL	Reporting Limit	Analyzing Laboratory	Qualifier
MO-FIL	2013-DRY	Dry	8/12/2013 1:25:00 PM	8/12/2013 1:25:00 PM	Specific Conductance	n/a	=	1632	µmhos/cm	Field Meter	-88	1	Field Crew	
MO-FIL	2013-DRY	Dry	8/12/2013 1:25:00 PM	8/12/2013 1:25:00 PM	Temperature	n/a	=	21	°C	Field Meter	-88	0.1	Field Crew	
MO-FIL	2013-DRY	Dry	8/12/2013 1:25:00 PM	8/19/2013 7:05:00 PM	Total Organic Carbon	n/a	=	2.4	mg/L	SM 5310 C	0.009	0.3	WKL	
MO-FIL	2013-DRY	Dry	8/12/2013 1:25:00 PM	8/12/2013 1:25:00 PM	Turbidity	n/a	=	2.17	NTU	Field Meter	-88	0.01	Field Crew	
MO-FIL	2013-DRY	Dry	8/12/2013 1:25:00 PM	8/23/2013 11:13:00 PM	Copper	Dissolved	=	2.1	µg/L	EPA 200.8	0.036	0.5	WKL	
MO-FIL	2013-DRY	Dry	8/12/2013 1:25:00 PM	8/23/2013 11:13:00 PM	Lead	Dissolved	<	0.024	µg/L	EPA 200.8	0.024	0.2	WKL	
MO-FIL	2013-DRY	Dry	8/12/2013 1:25:00 PM	8/23/2013 11:13:00 PM	Zinc	Dissolved	=	5.8	µg/L	EPA 200.8	0.5	5	WKL	
MO-HUE	2012/13-2	Wet	11/17/2012 10:30:00 AM	11/18/2012 7:56:00 AM	E. Coli	n/a	=	31300	MPN/100 mL	MMO-MUG	1000	1000	VCHCA	
MO-HUE	2012/13-2	Wet	11/17/2012 10:30:00 AM	11/20/2012 1:33:00 PM	Fecal Coliform	n/a	=	35000	MPN/100 mL	SM 9221 E	2	2	VCHCA	
MO-HUE	2012/13-2	Wet	11/17/2012 10:30:00 AM	11/18/2012 7:56:00 AM	Total Coliform	n/a	=	178900	MPN/100 mL	MMO-MUG	1000	1000	VCHCA	
MO-HUE	2012/13-2	Wet	11/17/2012 10:30:00 AM	11/17/2012 10:30:00 AM	Conductivity	n/a	=	7430	µmhos/cm	Field Meter	-88	1	Field Crew	
MO-HUE	2012/13-2	Wet	11/17/2012 10:30:00 AM	12/7/2012 2:04:00 PM	Cyanide	Total	<	0.0027	mg/L	EPA 335.4	0.0027	0.005	WKL	
MO-HUE	2012/13-2	Wet	11/17/2012 10:30:00 AM	11/17/2012 10:30:00 AM	DO	n/a	=	3.67	mg/L	Field Meter	-88	0.3	Field Crew	
MO-HUE	2012/13-2	Wet	11/17/2012 10:30:00 AM	11/17/2012 10:30:00 AM	DO	n/a	=	40.6	%	Field Meter	-88	0.1	Field Crew	
MO-HUE	2012/13-2	Wet	11/17/2012 10:30:00 AM	11/17/2012 10:30:00 AM	pH	n/a	=	7.42	pH Units	Field Meter	-88	0.01	Field Crew	
MO-HUE	2012/13-2	Wet	11/17/2012 10:30:00 AM	11/17/2012 10:30:00 AM	Salinity	n/a	=	5000	mg/L	Field Meter	-88	100	Field Crew	
MO-HUE	2012/13-2	Wet	11/17/2012 10:30:00 AM	11/17/2012 10:30:00 AM	Specific Conductance	n/a	=	8820	µmhos/cm	Field Meter	-88	1	Field Crew	
MO-HUE	2012/13-2	Wet	11/17/2012 10:30:00 AM	11/17/2012 10:30:00 AM	Temperature	n/a	=	16.7	°C	Field Meter	-88	0.1	Field Crew	
MO-HUE	2012/13-2	Wet	11/17/2012 10:30:00 AM	11/30/2012 3:45:00 PM	Oil and Grease	n/a	<	1.3	mg/L	EPA 1664A	1.3	5	WKL	
MO-HUE	2012/13-2	Wet	11/17/2012 10:30:00 AM	11/30/2012 3:45:00 PM	TPH	n/a	<	1.9	mg/L	EPA 1664A	1.9	5	WKL	
MO-HUE	2012/13-2	Wet	11/17/2012 10:30:00 AM	11/27/2012 10:40:00 PM	2-Chloroethyl vinyl ether	n/a	<	0.61	µg/L	EPA 524.2	0.61	1	WKL	
MO-HUE	2012/13-2	Wet	11/17/2012 10:30:00 AM	11/27/2012 10:40:00 PM	Methyl tert-butyl ether (MTBE)	n/a	<	0.19	µg/L	EPA 524.2	0.19	2	WKL	
MO-HUE	2012/13-2	Wet	11/18/2012 8:30:00 AM	11/28/2012 12:29:00 PM	Chloride	n/a	=	2200	mg/L	EPA 300.0	10	50	WKL	D
MO-HUE	2012/13-2	Wet	11/18/2012 8:30:00 AM	11/28/2012 12:29:00 PM	Fluoride	n/a	=	0.49	mg/L	EPA 300.0	0.04	0.2	WKL	D
MO-HUE	2012/13-2	Wet	11/18/2012 8:30:00 AM	11/28/2012 5:40:00 PM	Perchlorate	n/a	<	1.9	µg/L	EPA 314.0	1.9	4	WKL	D
MO-HUE	2012/13-2	Wet	11/18/2012 8:30:00 AM	11/28/2012 12:58:00 PM	Calcium	Total	=	196	mg/L	EPA 200.7	0.0156	0.1	WKL	
MO-HUE	2012/13-2	Wet	11/18/2012 8:30:00 AM	11/28/2012 12:58:00 PM	Magnesium	Total	=	181	mg/L	EPA 200.7	0.0121	0.1	WKL	
MO-HUE	2012/13-2	Wet	11/18/2012 8:30:00 AM	11/30/2012 4:45:00 PM	Alkalinity as CaCO3	n/a	=	270	mg/L	SM 2320 B	0.56	2	WKL	
MO-HUE	2012/13-2	Wet	11/18/2012 8:30:00 AM	11/24/2012 12:30:00 PM	BOD	n/a	=	11	mg/L	SM 5210 B	0.1	2	WKL	
MO-HUE	2012/13-2	Wet	11/18/2012 8:30:00 AM	11/27/2012 9:06:00 AM	COD	n/a	=	88	mg/L	EPA 410.4	0.73	5	WKL	
MO-HUE	2012/13-2	Wet	11/18/2012 8:30:00 AM	11/28/2012 12:58:00 PM	Hardness as CaCO3	Total	=	1230	mg/L	EPA 200.7	0.0885	0.662	WKL	
MO-HUE	2012/13-2	Wet	11/18/2012 8:30:00 AM	11/19/2012 9:46:00 PM	MBAS	n/a	=	0.25	mg/L	SM 5540 C	0.019	0.05	WKL	
MO-HUE	2012/13-2	Wet	11/18/2012 8:30:00 AM	11/30/2012 3:10:00 PM	Phenolics	n/a	<	0.0042	mg/L	EPA 420.4	0.0042	0.01	WKL	
MO-HUE	2012/13-2	Wet	11/18/2012 8:30:00 AM	11/30/2012 11:00:00 AM	Specific Conductance	n/a	=	9000	µmhos/cm	SM 2510 B	2.3	20	WKL	D
MO-HUE	2012/13-2	Wet	11/18/2012 8:30:00 AM	11/21/2012 11:58:00 AM	Total Dissolved Solids	n/a	=	4500	mg/L	SM 2540 C	4	10	WKL	
MO-HUE	2012/13-2	Wet	11/18/2012 8:30:00 AM	11/26/2012 10:48:00 AM	Total Organic Carbon	n/a	=	18	mg/L	SM 5310 C	0.09	3	WKL	D
MO-HUE	2012/13-2	Wet	11/18/2012 8:30:00 AM	11/20/2012 7:20:00 PM	Total Suspended Solids	n/a	=	29	mg/L	SM 2540 D	5	5	WKL	
MO-HUE	2012/13-2	Wet	11/18/2012 8:30:00 AM	11/19/2012 10:13:00 PM	Turbidity	n/a	=	26	NTU	EPA 180.1	0.024	0.1	WKL	
MO-HUE	2012/13-2	Wet	11/18/2012 8:30:00 AM	11/20/2012 7:20:00 PM	Volatile Suspended Solids	n/a	=	5	mg/L	EPA 160.4	3.1	5	WKL	
MO-HUE	2012/13-2	Wet	11/18/2012 8:30:00 AM	12/3/2012 8:39:00 PM	Aluminum	Dissolved	DNQ	3.4	µg/L	EPA 200.8	0.61	5	WKL	
MO-HUE	2012/13-2	Wet	11/18/2012 8:30:00 AM	12/3/2012 8:47:00 PM	Aluminum	Total	=	360	µg/L	EPA 200.8	0.61	5	WKL	
MO-HUE	2012/13-2	Wet	11/18/2012 8:30:00 AM	12/3/2012 8:39:00 PM	Antimony	Dissolved	=	0.67	µg/L	EPA 200.8	0.04	0.5	WKL	
MO-HUE	2012/13-2	Wet	11/18/2012 8:30:00 AM	12/3/2012 8:47:00 PM	Antimony	Total	=	0.79	µg/L	EPA 200.8	0.04	0.5	WKL	
MO-HUE	2012/13-2	Wet	11/18/2012 8:30:00 AM	12/3/2012 8:39:00 PM	Arsenic	Dissolved	=	1	µg/L	EPA 200.8	0.036	0.4	WKL	
MO-HUE	2012/13-2	Wet	11/18/2012 8:30:00 AM	12/3/2012 8:47:00 PM	Arsenic	Total	=	2.1	µg/L	EPA 200.8	0.036	0.4	WKL	
MO-HUE	2012/13-2	Wet	11/18/2012 8:30:00 AM	12/3/2012 8:39:00 PM	Beryllium	Dissolved	<	0.088	µg/L	EPA 200.8	0.088	0.1	WKL	
MO-HUE	2012/13-2	Wet	11/18/2012 8:30:00 AM	12/3/2012 8:47:00 PM	Beryllium	Total	<	0.088	µg/L	EPA 200.8	0.088	0.1	WKL	
MO-HUE	2012/13-2	Wet	11/18/2012 8:30:00 AM	12/3/2012 8:39:00 PM	Cadmium	Dissolved	=	0.1	µg/L	EPA 200.8	0.02	0.1	WKL	

Appendix G
Laboratory Environmental Analysis Results

Site ID	Event	Event Type	Sample Date	Analysis Date	Constituent	Fraction	Sign	Result	Units	Method	MDL	Reporting Limit	Analyzing Laboratory	Qualifier
MO-HUE	2012/13-2	Wet	11/18/2012 8:30:00 AM	12/3/2012 8:47:00 PM	Cadmium	Total	=	0.17	µg/L	EPA 200.8	0.02	0.1	WKL	
MO-HUE	2012/13-2	Wet	11/18/2012 8:30:00 AM	12/3/2012 8:39:00 PM	Chromium	Dissolved	DNQ	0.17	µg/L	EPA 200.8	0.074	0.2	WKL	
MO-HUE	2012/13-2	Wet	11/18/2012 8:30:00 AM	12/3/2012 8:47:00 PM	Chromium	Total	=	1.1	µg/L	EPA 200.8	0.074	0.2	WKL	
MO-HUE	2012/13-2	Wet	11/18/2012 8:30:00 AM	12/3/2012 7:33:00 PM	Chromium VI	n/a	<	0.0059	µg/L	EPA 218.6	0.0059	0.3	WKL	
MO-HUE	2012/13-2	Wet	11/18/2012 8:30:00 AM	12/3/2012 8:39:00 PM	Copper	Dissolved	=	2.7	µg/L	EPA 200.8	0.27	0.5	WKL	
MO-HUE	2012/13-2	Wet	11/18/2012 8:30:00 AM	12/3/2012 8:47:00 PM	Copper	Total	=	4.8	µg/L	EPA 200.8	0.27	0.5	WKL	
MO-HUE	2012/13-2	Wet	11/18/2012 8:30:00 AM	11/28/2012 2:41:00 PM	Iron	Dissolved	=	18	µg/L	EPA 200.7	1.1	10	WKL	
MO-HUE	2012/13-2	Wet	11/18/2012 8:30:00 AM	11/28/2012 12:58:00 PM	Iron	Total	=	2500	µg/L	EPA 200.7	1.1	10	WKL	
MO-HUE	2012/13-2	Wet	11/18/2012 8:30:00 AM	12/3/2012 8:39:00 PM	Lead	Dissolved	DNQ	0.14	µg/L	EPA 200.8	0.011	0.2	WKL	
MO-HUE	2012/13-2	Wet	11/18/2012 8:30:00 AM	12/3/2012 8:47:00 PM	Lead	Total	=	2	µg/L	EPA 200.8	0.011	0.2	WKL	
MO-HUE	2012/13-2	Wet	11/18/2012 8:30:00 AM	12/4/2012 12:25:00 PM	Mercury	Dissolved	<	3.9	ng/L	EPA 245.1	3.9	50	WKL	
MO-HUE	2012/13-2	Wet	11/18/2012 8:30:00 AM	12/4/2012 12:25:00 PM	Mercury	Total	<	3.9	ng/L	EPA 245.1	3.9	50	WKL	
MO-HUE	2012/13-2	Wet	11/18/2012 8:30:00 AM	12/3/2012 8:39:00 PM	Nickel	Dissolved	=	3.2	µg/L	EPA 200.8	0.13	0.8	WKL	
MO-HUE	2012/13-2	Wet	11/18/2012 8:30:00 AM	12/3/2012 8:47:00 PM	Nickel	Total	=	4	µg/L	EPA 200.8	0.13	0.8	WKL	
MO-HUE	2012/13-2	Wet	11/18/2012 8:30:00 AM	12/3/2012 8:39:00 PM	Selenium	Dissolved	DNQ	0.37	µg/L	EPA 200.8	0.28	0.4	WKL	
MO-HUE	2012/13-2	Wet	11/18/2012 8:30:00 AM	12/3/2012 8:47:00 PM	Selenium	Total	=	0.42	µg/L	EPA 200.8	0.28	0.4	WKL	
MO-HUE	2012/13-2	Wet	11/18/2012 8:30:00 AM	12/3/2012 8:39:00 PM	Silver	Dissolved	<	0.027	µg/L	EPA 200.8	0.027	0.2	WKL	
MO-HUE	2012/13-2	Wet	11/18/2012 8:30:00 AM	12/3/2012 8:47:00 PM	Silver	Total	<	0.027	µg/L	EPA 200.8	0.027	0.2	WKL	
MO-HUE	2012/13-2	Wet	11/18/2012 8:30:00 AM	12/3/2012 8:39:00 PM	Thallium	Dissolved	<	0.009	µg/L	EPA 200.8	0.009	0.2	WKL	
MO-HUE	2012/13-2	Wet	11/18/2012 8:30:00 AM	12/3/2012 8:47:00 PM	Thallium	Total	<	0.009	µg/L	EPA 200.8	0.009	0.2	WKL	
MO-HUE	2012/13-2	Wet	11/18/2012 8:30:00 AM	12/3/2012 8:39:00 PM	Zinc	Dissolved	=	16	µg/L	EPA 200.8	1.1	5	WKL	
MO-HUE	2012/13-2	Wet	11/18/2012 8:30:00 AM	12/3/2012 8:47:00 PM	Zinc	Total	=	34	µg/L	EPA 200.8	1.1	5	WKL	
MO-HUE	2012/13-2	Wet	11/18/2012 8:30:00 AM	12/6/2012 2:47:00 PM	Ammonia as N	n/a	=	1.1	mg/L	EPA 350.1	0.048	0.1	WKL	
MO-HUE	2012/13-2	Wet	11/18/2012 8:30:00 AM	11/19/2012 7:34:00 PM	Nitrate + Nitrite as N	n/a	=	0.6	mg/L	EPA 353.2	0.01	0.1	WKL	
MO-HUE	2012/13-2	Wet	11/18/2012 8:30:00 AM	12/14/2012 12:48:00 PM	Phosphorus as P	Dissolved	=	0.14	mg/L	EPA 365.1	0.0014	0.01	WKL	
MO-HUE	2012/13-2	Wet	11/18/2012 8:30:00 AM	12/14/2012 12:15:00 PM	Phosphorus as P	Total	=	0.47	mg/L	EPA 365.1	0.0056	0.04	WKL	D, DG
MO-HUE	2012/13-2	Wet	11/18/2012 8:30:00 AM	12/5/2012 4:15:00 PM	TKN	n/a	=	2.5	mg/L	EPA 351.2	0.074	0.1	WKL	
MO-HUE	2012/13-2	Wet	11/18/2012 8:30:00 AM	11/28/2012 5:07:00 AM	1,2,4-Trichlorobenzene	n/a	<	0.55	µg/L	EPA 625	0.55	1	WKL	
MO-HUE	2012/13-2	Wet	11/18/2012 8:30:00 AM	11/28/2012 5:07:00 AM	1,2-Dichlorobenzene	n/a	<	0.57	µg/L	EPA 625	0.57	1	WKL	
MO-HUE	2012/13-2	Wet	11/18/2012 8:30:00 AM	11/28/2012 5:07:00 AM	1,2-Diphenylhydrazine	n/a	<	0.25	µg/L	EPA 625	0.25	1	WKL	
MO-HUE	2012/13-2	Wet	11/18/2012 8:30:00 AM	11/28/2012 5:07:00 AM	1,3-Dichlorobenzene	n/a	<	0.53	µg/L	EPA 625	0.53	1	WKL	
MO-HUE	2012/13-2	Wet	11/18/2012 8:30:00 AM	11/28/2012 5:07:00 AM	1,4-Dichlorobenzene	n/a	<	0.55	µg/L	EPA 625	0.55	1	WKL	
MO-HUE	2012/13-2	Wet	11/18/2012 8:30:00 AM	11/29/2012 7:00:00 AM	1-Methylnaphthalene	n/a	<	0.1	µg/L	EPA 8270Cm	0.1	0.1	WKL	
MO-HUE	2012/13-2	Wet	11/18/2012 8:30:00 AM	11/29/2012 10:55:00 PM	2,4,5-Trichlorophenol	n/a	<	0.29	µg/L	EPA 8270Cm	0.29	1	WKL	
MO-HUE	2012/13-2	Wet	11/18/2012 8:30:00 AM	11/29/2012 10:55:00 PM	2,4,6-Trichlorophenol	n/a	<	0.3	µg/L	EPA 8270Cm	0.3	1	WKL	EUM
MO-HUE	2012/13-2	Wet	11/18/2012 8:30:00 AM	11/29/2012 10:55:00 PM	2,4-Dichlorophenol	n/a	<	0.51	µg/L	EPA 8270Cm	0.51	1	WKL	
MO-HUE	2012/13-2	Wet	11/18/2012 8:30:00 AM	11/29/2012 10:55:00 PM	2,4-Dimethylphenol	n/a	<	1	µg/L	EPA 8270Cm	1	2	WKL	
MO-HUE	2012/13-2	Wet	11/18/2012 8:30:00 AM	11/29/2012 10:55:00 PM	2,4-Dinitrophenol	n/a	<	1	µg/L	EPA 8270Cm	1	2	WKL	
MO-HUE	2012/13-2	Wet	11/18/2012 8:30:00 AM	11/28/2012 5:07:00 AM	2,4-Dinitrotoluene	n/a	<	0.18	µg/L	EPA 625	0.18	1	WKL	
MO-HUE	2012/13-2	Wet	11/18/2012 8:30:00 AM	11/28/2012 5:07:00 AM	2,6-Dinitrotoluene	n/a	<	0.27	µg/L	EPA 625	0.27	1	WKL	
MO-HUE	2012/13-2	Wet	11/18/2012 8:30:00 AM	11/28/2012 5:07:00 AM	2-Chloronaphthalene	n/a	<	0.45	µg/L	EPA 625	0.45	1	WKL	
MO-HUE	2012/13-2	Wet	11/18/2012 8:30:00 AM	11/29/2012 10:55:00 PM	2-Chlorophenol	n/a	<	0.65	µg/L	EPA 8270Cm	0.65	1	WKL	EUM
MO-HUE	2012/13-2	Wet	11/18/2012 8:30:00 AM	11/29/2012 7:00:00 AM	2-Methylnaphthalene	n/a	<	0.1	µg/L	EPA 8270Cm	0.1	0.1	WKL	
MO-HUE	2012/13-2	Wet	11/18/2012 8:30:00 AM	11/29/2012 10:55:00 PM	2-Methylphenol	n/a	<	0.34	µg/L	EPA 8270Cm	0.34	1	WKL	
MO-HUE	2012/13-2	Wet	11/18/2012 8:30:00 AM	11/29/2012 10:55:00 PM	2-Nitrophenol	n/a	<	0.71	µg/L	EPA 8270Cm	0.71	1	WKL	
MO-HUE	2012/13-2	Wet	11/18/2012 8:30:00 AM	11/28/2012 5:07:00 AM	3,3'-Dichlorobenzidine	n/a	<	1.2	µg/L	EPA 625	1.2	5	WKL	
MO-HUE	2012/13-2	Wet	11/18/2012 8:30:00 AM	11/29/2012 10:55:00 PM	3-/4-Methylphenol	n/a	<	0.3	µg/L	EPA 8270Cm	0.3	1	WKL	
MO-HUE	2012/13-2	Wet	11/18/2012 8:30:00 AM	11/29/2012 10:55:00 PM	4,6-Dinitro-2-methylphenol	n/a	<	0.14	µg/L	EPA 8270Cm	0.14	1	WKL	

Appendix G
Laboratory Environmental Analysis Results

Site ID	Event	Event Type	Sample Date	Analysis Date	Constituent	Fraction	Sign	Result	Units	Method	MDL	Reporting Limit	Analyzing Laboratory	Qualifier
MO-HUE	2012/13-2	Wet	11/18/2012 8:30:00 AM	11/28/2012 5:07:00 AM	4-Bromophenyl phenyl ether	n/a	<	0.36	µg/L	EPA 625	0.36	1	WKL	
MO-HUE	2012/13-2	Wet	11/18/2012 8:30:00 AM	11/29/2012 10:55:00 PM	4-Chloro-3-methylphenol	n/a	<	0.37	µg/L	EPA 8270Cm	0.37	1	WKL	
MO-HUE	2012/13-2	Wet	11/18/2012 8:30:00 AM	11/28/2012 5:07:00 AM	4-Chlorophenyl phenyl ether	n/a	<	0.41	µg/L	EPA 625	0.41	1	WKL	
MO-HUE	2012/13-2	Wet	11/18/2012 8:30:00 AM	11/29/2012 10:55:00 PM	4-Nitrophenol	n/a	<	1	µg/L	EPA 8270Cm	1	2	WKL	
MO-HUE	2012/13-2	Wet	11/18/2012 8:30:00 AM	11/29/2012 7:00:00 AM	Acenaphthene	n/a	<	0.1	µg/L	EPA 8270Cm	0.1	0.1	WKL	EUM
MO-HUE	2012/13-2	Wet	11/18/2012 8:30:00 AM	11/29/2012 7:00:00 AM	Acenaphthylene	n/a	<	0.1	µg/L	EPA 8270Cm	0.1	0.1	WKL	
MO-HUE	2012/13-2	Wet	11/18/2012 8:30:00 AM	11/29/2012 7:00:00 AM	Anthracene	n/a	<	0.1	µg/L	EPA 8270Cm	0.1	0.1	WKL	
MO-HUE	2012/13-2	Wet	11/18/2012 8:30:00 AM	11/29/2012 7:00:00 AM	Benz(a)anthracene	n/a	<	0.1	µg/L	EPA 8270Cm	0.1	0.1	WKL	
MO-HUE	2012/13-2	Wet	11/18/2012 8:30:00 AM	11/28/2012 5:07:00 AM	Benzidine	n/a	<	3.7	µg/L	EPA 625	3.7	10	WKL	
MO-HUE	2012/13-2	Wet	11/18/2012 8:30:00 AM	12/6/2012 5:23:00 AM	Benzo(a)pyrene	n/a	<	0.07	µg/L	EPA 525.2	0.07	0.1	WKL	
MO-HUE	2012/13-2	Wet	11/18/2012 8:30:00 AM	11/29/2012 7:00:00 AM	Benzo(b)fluoranthene	n/a	<	0.1	µg/L	EPA 8270Cm	0.1	0.1	WKL	
MO-HUE	2012/13-2	Wet	11/18/2012 8:30:00 AM	11/29/2012 7:00:00 AM	Benzo(g,h,i)perylene	n/a	<	0.1	µg/L	EPA 8270Cm	0.1	0.1	WKL	
MO-HUE	2012/13-2	Wet	11/18/2012 8:30:00 AM	11/29/2012 7:00:00 AM	Benzo(k)fluoranthene	n/a	<	0.1	µg/L	EPA 8270Cm	0.1	0.1	WKL	
MO-HUE	2012/13-2	Wet	11/18/2012 8:30:00 AM	11/28/2012 5:07:00 AM	Bis(2-chloroethoxy)methane	n/a	<	0.25	µg/L	EPA 625	0.25	1	WKL	
MO-HUE	2012/13-2	Wet	11/18/2012 8:30:00 AM	11/28/2012 5:07:00 AM	Bis(2-chloroethyl)ether	n/a	<	0.27	µg/L	EPA 625	0.27	1	WKL	
MO-HUE	2012/13-2	Wet	11/18/2012 8:30:00 AM	11/28/2012 5:07:00 AM	Bis(2-chloroisopropyl)ether	n/a	<	0.38	µg/L	EPA 625	0.38	1	WKL	
MO-HUE	2012/13-2	Wet	11/18/2012 8:30:00 AM	12/6/2012 5:23:00 AM	Bis(2-ethylhexyl)adipate	n/a	<	0.1	µg/L	EPA 525.2	0.1	5	WKL	
MO-HUE	2012/13-2	Wet	11/18/2012 8:30:00 AM	12/6/2012 5:23:00 AM	Bis(2-ethylhexyl)phthalate	n/a	<	1.1	µg/L	EPA 525.2	1.1	3	WKL	
MO-HUE	2012/13-2	Wet	11/18/2012 8:30:00 AM	11/28/2012 5:07:00 AM	Butyl benzyl phthalate	n/a	DNQ	0.22	µg/L	EPA 625	0.18	1	WKL	
MO-HUE	2012/13-2	Wet	11/18/2012 8:30:00 AM	11/29/2012 7:00:00 AM	Chrysene	n/a	<	0.1	µg/L	EPA 8270Cm	0.1	0.1	WKL	
MO-HUE	2012/13-2	Wet	11/18/2012 8:30:00 AM	11/29/2012 7:00:00 AM	Dibenz(a,h)anthracene	n/a	<	0.1	µg/L	EPA 8270Cm	0.1	0.1	WKL	
MO-HUE	2012/13-2	Wet	11/18/2012 8:30:00 AM	11/28/2012 5:07:00 AM	Diethyl phthalate	n/a	DNQ	0.69	µg/L	EPA 625	0.15	1	WKL	
MO-HUE	2012/13-2	Wet	11/18/2012 8:30:00 AM	11/28/2012 5:07:00 AM	Dimethyl phthalate	n/a	=	9.9	µg/L	EPA 625	0.18	1	WKL	
MO-HUE	2012/13-2	Wet	11/18/2012 8:30:00 AM	11/28/2012 5:07:00 AM	Di-n-butylphthalate	n/a	<	0.24	µg/L	EPA 625	0.24	1	WKL	
MO-HUE	2012/13-2	Wet	11/18/2012 8:30:00 AM	11/28/2012 5:07:00 AM	Di-n-octylphthalate	n/a	<	0.19	µg/L	EPA 625	0.19	1	WKL	
MO-HUE	2012/13-2	Wet	11/18/2012 8:30:00 AM	11/29/2012 7:00:00 AM	Fluoranthene	n/a	<	0.1	µg/L	EPA 8270Cm	0.1	0.1	WKL	
MO-HUE	2012/13-2	Wet	11/18/2012 8:30:00 AM	11/29/2012 7:00:00 AM	Fluorene	n/a	<	0.1	µg/L	EPA 8270Cm	0.1	0.1	WKL	EUM
MO-HUE	2012/13-2	Wet	11/18/2012 8:30:00 AM	11/28/2012 5:07:00 AM	Hexachlorobenzene	n/a	<	0.49	µg/L	EPA 625	0.49	1	WKL	
MO-HUE	2012/13-2	Wet	11/18/2012 8:30:00 AM	11/28/2012 5:07:00 AM	Hexachlorobutadiene	n/a	<	0.47	µg/L	EPA 625	0.47	1	WKL	
MO-HUE	2012/13-2	Wet	11/18/2012 8:30:00 AM	11/28/2012 5:07:00 AM	Hexachlorocyclopentadiene	n/a	<	1.5	µg/L	EPA 625	1.5	5	WKL	
MO-HUE	2012/13-2	Wet	11/18/2012 8:30:00 AM	11/28/2012 5:07:00 AM	Hexachloroethane	n/a	<	0.52	µg/L	EPA 625	0.52	1	WKL	
MO-HUE	2012/13-2	Wet	11/18/2012 8:30:00 AM	11/29/2012 7:00:00 AM	Indeno(1,2,3-cd)pyrene	n/a	<	0.1	µg/L	EPA 8270Cm	0.1	0.1	WKL	
MO-HUE	2012/13-2	Wet	11/18/2012 8:30:00 AM	11/28/2012 5:07:00 AM	Isophorone	n/a	<	0.21	µg/L	EPA 625	0.21	1	WKL	
MO-HUE	2012/13-2	Wet	11/18/2012 8:30:00 AM	11/29/2012 7:00:00 AM	Naphthalene	n/a	<	0.1	µg/L	EPA 8270Cm	0.1	0.1	WKL	
MO-HUE	2012/13-2	Wet	11/18/2012 8:30:00 AM	11/28/2012 5:07:00 AM	Nitrobenzene	n/a	<	0.36	µg/L	EPA 625	0.36	1	WKL	
MO-HUE	2012/13-2	Wet	11/18/2012 8:30:00 AM	11/28/2012 5:07:00 AM	N-Nitrosodimethylamine	n/a	<	0.14	µg/L	EPA 625	0.14	1	WKL	EUM
MO-HUE	2012/13-2	Wet	11/18/2012 8:30:00 AM	11/28/2012 5:07:00 AM	N-Nitrosodi-N-propylamine	n/a	<	0.26	µg/L	EPA 625	0.26	1	WKL	
MO-HUE	2012/13-2	Wet	11/18/2012 8:30:00 AM	11/28/2012 5:07:00 AM	N-Nitrosodiphenylamine	n/a	<	0.19	µg/L	EPA 625	0.19	1	WKL	
MO-HUE	2012/13-2	Wet	11/18/2012 8:30:00 AM	11/29/2012 7:00:00 AM	Phenanthrene	n/a	<	0.1	µg/L	EPA 8270Cm	0.1	0.1	WKL	EUM
MO-HUE	2012/13-2	Wet	11/18/2012 8:30:00 AM	11/29/2012 10:55:00 PM	Phenol	n/a	<	0.35	µg/L	EPA 8270Cm	0.35	1	WKL	
MO-HUE	2012/13-2	Wet	11/18/2012 8:30:00 AM	11/29/2012 7:00:00 AM	Pyrene	n/a	<	0.1	µg/L	EPA 8270Cm	0.1	0.1	WKL	EUM
MO-HUE	2012/13-2	Wet	11/18/2012 8:30:00 AM	11/28/2012 7:00:00 AM	PCB Aroclor 1016	n/a	<	0.05	µg/L	EPA 608	0.05	0.5	WKL	
MO-HUE	2012/13-2	Wet	11/18/2012 8:30:00 AM	11/28/2012 7:00:00 AM	PCB Aroclor 1221	n/a	<	0.06	µg/L	EPA 608	0.06	0.5	WKL	
MO-HUE	2012/13-2	Wet	11/18/2012 8:30:00 AM	11/28/2012 7:00:00 AM	PCB Aroclor 1232	n/a	<	0.15	µg/L	EPA 608	0.15	0.5	WKL	
MO-HUE	2012/13-2	Wet	11/18/2012 8:30:00 AM	11/28/2012 7:00:00 AM	PCB Aroclor 1242	n/a	<	0.07	µg/L	EPA 608	0.07	0.5	WKL	
MO-HUE	2012/13-2	Wet	11/18/2012 8:30:00 AM	11/28/2012 7:00:00 AM	PCB Aroclor 1248	n/a	<	0.06	µg/L	EPA 608	0.06	0.5	WKL	
MO-HUE	2012/13-2	Wet	11/18/2012 8:30:00 AM	11/28/2012 7:00:00 AM	PCB Aroclor 1254	n/a	<	0.04	µg/L	EPA 608	0.04	0.5	WKL	
MO-HUE	2012/13-2	Wet	11/18/2012 8:30:00 AM	11/28/2012 7:00:00 AM	PCB Aroclor 1260	n/a	<	0.04	µg/L	EPA 608	0.04	0.5	WKL	

Appendix G
Laboratory Environmental Analysis Results

Site ID	Event	Event Type	Sample Date	Analysis Date	Constituent	Fraction	Sign	Result	Units	Method	MDL	Reporting Limit	Analyzing Laboratory	Qualifier
MO-HUE	2012/13-2	Wet	11/18/2012 8:30:00 AM	12/2/2012 4:33:00 AM	2,4,5-T	n/a	<	0.07	µg/L	EPA 515.3	0.07	0.2	WKL	
MO-HUE	2012/13-2	Wet	11/18/2012 8:30:00 AM	12/2/2012 4:33:00 AM	2,4,5-TP	n/a	<	0.09	µg/L	EPA 515.3	0.09	0.2	WKL	
MO-HUE	2012/13-2	Wet	11/18/2012 8:30:00 AM	12/2/2012 4:33:00 AM	2,4-D	n/a	<	0.07	µg/L	EPA 515.3	0.07	0.4	WKL	
MO-HUE	2012/13-2	Wet	11/18/2012 8:30:00 AM	12/2/2012 4:33:00 AM	2,4-DB	n/a	<	0.07	µg/L	EPA 515.3	0.07	2	WKL	
MO-HUE	2012/13-2	Wet	11/18/2012 8:30:00 AM	12/2/2012 4:33:00 AM	3,5-Dichlorobenzoic acid	n/a	<	0.09	µg/L	EPA 515.3	0.09	1	WKL	
MO-HUE	2012/13-2	Wet	11/18/2012 8:30:00 AM	11/28/2012 7:00:00 AM	4,4'-DDD	n/a	<	0.003	µg/L	EPA 608	0.003	0.05	WKL	
MO-HUE	2012/13-2	Wet	11/18/2012 8:30:00 AM	11/28/2012 7:00:00 AM	4,4'-DDE	n/a	<	0.0025	µg/L	EPA 608	0.0025	0.05	WKL	
MO-HUE	2012/13-2	Wet	11/18/2012 8:30:00 AM	11/28/2012 7:00:00 AM	4,4'-DDT	n/a	<	0.0031	µg/L	EPA 608	0.0031	0.01	WKL	
MO-HUE	2012/13-2	Wet	11/18/2012 8:30:00 AM	12/2/2012 4:33:00 AM	Acifluorfen	n/a	<	0.06	µg/L	EPA 515.3	0.06	0.4	WKL	
MO-HUE	2012/13-2	Wet	11/18/2012 8:30:00 AM	12/6/2012 5:23:00 AM	Alachlor	n/a	<	0.022	µg/L	EPA 525.2	0.022	0.1	WKL	
MO-HUE	2012/13-2	Wet	11/18/2012 8:30:00 AM	11/28/2012 7:00:00 AM	Aldrin	n/a	<	0.0015	µg/L	EPA 608	0.0015	0.005	WKL	
MO-HUE	2012/13-2	Wet	11/18/2012 8:30:00 AM	11/28/2012 7:00:00 AM	alpha-BHC	n/a	<	0.0018	µg/L	EPA 608	0.0018	0.01	WKL	
MO-HUE	2012/13-2	Wet	11/18/2012 8:30:00 AM	11/28/2012 7:00:00 AM	alpha-Chlordane	n/a	<	0.0041	µg/L	EPA 608	0.0041	0.01	WKL	
MO-HUE	2012/13-2	Wet	11/18/2012 8:30:00 AM	12/6/2012 5:23:00 AM	Atrazine	n/a	<	0.034	µg/L	EPA 525.2	0.034	0.1	WKL	
MO-HUE	2012/13-2	Wet	11/18/2012 8:30:00 AM	12/14/2012 12:10:00 PM	Azinphos methyl	n/a	<	0.0055	µg/L	EPA 525.2	0.0055	0.01	WKL	
MO-HUE	2012/13-2	Wet	11/18/2012 8:30:00 AM	12/2/2012 4:33:00 AM	Bentazon	n/a	<	0.11	µg/L	EPA 515.3	0.11	2	WKL	
MO-HUE	2012/13-2	Wet	11/18/2012 8:30:00 AM	11/28/2012 7:00:00 AM	beta-BHC	n/a	<	0.0031	µg/L	EPA 608	0.0031	0.005	WKL	
MO-HUE	2012/13-2	Wet	11/18/2012 8:30:00 AM	12/14/2012 12:10:00 PM	Bolstar	n/a	<	0.0046	µg/L	EPA 525.2	0.0046	0.01	WKL	
MO-HUE	2012/13-2	Wet	11/18/2012 8:30:00 AM	12/6/2012 5:23:00 AM	Bromacil	n/a	<	0.038	µg/L	EPA 525.2	0.038	1	WKL	
MO-HUE	2012/13-2	Wet	11/18/2012 8:30:00 AM	12/6/2012 5:23:00 AM	Butachlor	n/a	<	0.017	µg/L	EPA 525.2	0.017	0.2	WKL	
MO-HUE	2012/13-2	Wet	11/18/2012 8:30:00 AM	12/6/2012 5:23:00 AM	Captan	n/a	<	0.86	µg/L	EPA 525.2	0.86	1	WKL	
MO-HUE	2012/13-2	Wet	11/18/2012 8:30:00 AM	11/28/2012 7:00:00 AM	Chlordane (technical)	n/a	<	0.08	µg/L	EPA 608	0.08	0.1	WKL	
MO-HUE	2012/13-2	Wet	11/18/2012 8:30:00 AM	12/6/2012 5:23:00 AM	Chloropropham	n/a	<	0.01	µg/L	EPA 525.2	0.01	0.1	WKL	
MO-HUE	2012/13-2	Wet	11/18/2012 8:30:00 AM	12/14/2012 12:10:00 PM	Chlorpyrifos	n/a	=	0.027	µg/L	EPA 525.2	0.0069	0.01	WKL	
MO-HUE	2012/13-2	Wet	11/18/2012 8:30:00 AM	12/14/2012 12:10:00 PM	Coumaphos	n/a	<	0.0051	µg/L	EPA 525.2	0.0051	0.01	WKL	
MO-HUE	2012/13-2	Wet	11/18/2012 8:30:00 AM	12/6/2012 5:23:00 AM	Cyanazine	n/a	<	0.024	µg/L	EPA 525.2	0.024	0.1	WKL	
MO-HUE	2012/13-2	Wet	11/18/2012 8:30:00 AM	12/2/2012 4:33:00 AM	Dalapon	n/a	<	0.1	µg/L	EPA 515.3	0.1	0.4	WKL	
MO-HUE	2012/13-2	Wet	11/18/2012 8:30:00 AM	12/2/2012 4:33:00 AM	DCPA (Dacthal)	n/a	<	0.07	µg/L	EPA 515.3	0.07	0.1	WKL	
MO-HUE	2012/13-2	Wet	11/18/2012 8:30:00 AM	11/28/2012 7:00:00 AM	delta-BHC	n/a	<	0.0025	µg/L	EPA 608	0.0025	0.005	WKL	
MO-HUE	2012/13-2	Wet	11/18/2012 8:30:00 AM	12/14/2012 12:10:00 PM	Demeton-O	n/a	<	0.01	µg/L	EPA 525.2	0.01	0.01	WKL	
MO-HUE	2012/13-2	Wet	11/18/2012 8:30:00 AM	12/14/2012 12:10:00 PM	Demeton-S	n/a	<	0.01	µg/L	EPA 525.2	0.01	0.01	WKL	
MO-HUE	2012/13-2	Wet	11/18/2012 8:30:00 AM	12/14/2012 12:10:00 PM	Diazinon	n/a	<	0.0052	µg/L	EPA 525.2	0.0052	0.01	WKL	
MO-HUE	2012/13-2	Wet	11/18/2012 8:30:00 AM	12/2/2012 4:33:00 AM	Dicamba	n/a	<	0.12	µg/L	EPA 515.3	0.12	0.6	WKL	
MO-HUE	2012/13-2	Wet	11/18/2012 8:30:00 AM	12/2/2012 4:33:00 AM	Dichlorprop	n/a	<	0.08	µg/L	EPA 515.3	0.08	0.3	WKL	
MO-HUE	2012/13-2	Wet	11/18/2012 8:30:00 AM	12/14/2012 12:10:00 PM	Dichlorvos	n/a	<	0.0029	µg/L	EPA 525.2	0.0029	0.01	WKL	
MO-HUE	2012/13-2	Wet	11/18/2012 8:30:00 AM	11/28/2012 7:00:00 AM	Dieldrin	n/a	<	0.0021	µg/L	EPA 608	0.0021	0.01	WKL	
MO-HUE	2012/13-2	Wet	11/18/2012 8:30:00 AM	12/14/2012 12:10:00 PM	Dimethoate	n/a	<	0.0062	µg/L	EPA 525.2	0.0062	0.01	WKL	IL
MO-HUE	2012/13-2	Wet	11/18/2012 8:30:00 AM	12/2/2012 4:33:00 AM	Dinoseb	n/a	<	0.14	µg/L	EPA 515.3	0.14	0.4	WKL	
MO-HUE	2012/13-2	Wet	11/18/2012 8:30:00 AM	12/6/2012 5:23:00 AM	Diphenamid	n/a	<	0.024	µg/L	EPA 525.2	0.024	0.1	WKL	
MO-HUE	2012/13-2	Wet	11/18/2012 8:30:00 AM	12/14/2012 12:10:00 PM	Disulfoton	n/a	<	0.01	µg/L	EPA 525.2	0.01	0.01	WKL	
MO-HUE	2012/13-2	Wet	11/18/2012 8:30:00 AM	11/28/2012 7:00:00 AM	Endosulfan I	n/a	<	0.0017	µg/L	EPA 608	0.0017	0.02	WKL	
MO-HUE	2012/13-2	Wet	11/18/2012 8:30:00 AM	11/28/2012 7:00:00 AM	Endosulfan II	n/a	<	0.0019	µg/L	EPA 608	0.0019	0.01	WKL	
MO-HUE	2012/13-2	Wet	11/18/2012 8:30:00 AM	11/28/2012 7:00:00 AM	Endosulfan sulfate	n/a	<	0.008	µg/L	EPA 608	0.008	0.05	WKL	
MO-HUE	2012/13-2	Wet	11/18/2012 8:30:00 AM	11/28/2012 7:00:00 AM	Endrin	n/a	<	0.0028	µg/L	EPA 608	0.0028	0.01	WKL	
MO-HUE	2012/13-2	Wet	11/18/2012 8:30:00 AM	11/28/2012 7:00:00 AM	Endrin aldehyde	n/a	<	0.003	µg/L	EPA 608	0.003	0.01	WKL	
MO-HUE	2012/13-2	Wet	11/18/2012 8:30:00 AM	12/6/2012 5:23:00 AM	EPTC	n/a	<	0.017	µg/L	EPA 525.2	0.017	1	WKL	
MO-HUE	2012/13-2	Wet	11/18/2012 8:30:00 AM	12/14/2012 12:10:00 PM	Ethoprop	n/a	<	0.0067	µg/L	EPA 525.2	0.0067	0.01	WKL	
MO-HUE	2012/13-2	Wet	11/18/2012 8:30:00 AM	12/14/2012 12:10:00 PM	Ethyl parathion	n/a	<	0.0054	µg/L	EPA 525.2	0.0054	0.01	WKL	

Appendix G
Laboratory Environmental Analysis Results

Site ID	Event	Event Type	Sample Date	Analysis Date	Constituent	Fraction	Sign	Result	Units	Method	MDL	Reporting Limit	Analyzing Laboratory	Qualifier
MO-HUE	2012/13-2	Wet	11/18/2012 8:30:00 AM	12/14/2012 12:10:00 PM	Fensulfothion	n/a	<	0.0029	µg/L	EPA 525.2	0.0029	0.01	WKL	
MO-HUE	2012/13-2	Wet	11/18/2012 8:30:00 AM	12/14/2012 12:10:00 PM	Fenthion	n/a	<	0.0038	µg/L	EPA 525.2	0.0038	0.01	WKL	
MO-HUE	2012/13-2	Wet	11/18/2012 8:30:00 AM	11/28/2012 7:00:00 AM	gamma-BHC (Lindane)	n/a	<	0.0021	µg/L	EPA 608	0.0021	0.02	WKL	
MO-HUE	2012/13-2	Wet	11/18/2012 8:30:00 AM	11/28/2012 7:00:00 AM	gamma-Chlordane	n/a	<	0.0044	µg/L	EPA 608	0.0044	0.01	WKL	
MO-HUE	2012/13-2	Wet	11/18/2012 8:30:00 AM	11/28/2012 6:40:00 PM	Glyphosate	n/a	<	1.8	µg/L	EPA 547	1.8	5	WKL	
MO-HUE	2012/13-2	Wet	11/18/2012 8:30:00 AM	11/28/2012 7:00:00 AM	Heptachlor	n/a	<	0.0017	µg/L	EPA 608	0.0017	0.01	WKL	
MO-HUE	2012/13-2	Wet	11/18/2012 8:30:00 AM	11/28/2012 7:00:00 AM	Heptachlor epoxide	n/a	<	0.0019	µg/L	EPA 608	0.0019	0.01	WKL	
MO-HUE	2012/13-2	Wet	11/18/2012 8:30:00 AM	12/14/2012 12:10:00 PM	Malathion	n/a	<	0.0076	µg/L	EPA 525.2	0.0076	0.01	WKL	
MO-HUE	2012/13-2	Wet	11/18/2012 8:30:00 AM	12/14/2012 12:10:00 PM	Merphos	n/a	<	0.0058	µg/L	EPA 525.2	0.0058	0.01	WKL	
MO-HUE	2012/13-2	Wet	11/18/2012 8:30:00 AM	11/28/2012 7:00:00 AM	Methoxychlor	n/a	<	0.0054	µg/L	EPA 608	0.0054	0.02	WKL	
MO-HUE	2012/13-2	Wet	11/18/2012 8:30:00 AM	12/14/2012 12:10:00 PM	Methyl parathion	n/a	<	0.0063	µg/L	EPA 525.2	0.0063	0.01	WKL	
MO-HUE	2012/13-2	Wet	11/18/2012 8:30:00 AM	12/6/2012 5:23:00 AM	Metolachlor	n/a	<	0.012	µg/L	EPA 525.2	0.012	0.1	WKL	
MO-HUE	2012/13-2	Wet	11/18/2012 8:30:00 AM	12/6/2012 5:23:00 AM	Metribuzin	n/a	<	0.015	µg/L	EPA 525.2	0.015	0.1	WKL	
MO-HUE	2012/13-2	Wet	11/18/2012 8:30:00 AM	12/14/2012 12:10:00 PM	Mevinphos	n/a	<	0.0042	µg/L	EPA 525.2	0.0042	0.01	WKL	
MO-HUE	2012/13-2	Wet	11/18/2012 8:30:00 AM	12/6/2012 5:23:00 AM	Molinate	n/a	<	0.039	µg/L	EPA 525.2	0.039	0.1	WKL	
MO-HUE	2012/13-2	Wet	11/18/2012 8:30:00 AM	12/14/2012 12:10:00 PM	Naled	n/a	<	0.0076	µg/L	EPA 525.2	0.0076	0.1	WKL	
MO-HUE	2012/13-2	Wet	11/18/2012 8:30:00 AM	12/2/2012 4:33:00 AM	Pentachlorophenol	n/a	<	0.04	µg/L	EPA 515.3	0.04	0.2	WKL	
MO-HUE	2012/13-2	Wet	11/18/2012 8:30:00 AM	12/14/2012 12:10:00 PM	Phorate	n/a	<	0.003	µg/L	EPA 525.2	0.003	0.01	WKL	
MO-HUE	2012/13-2	Wet	11/18/2012 8:30:00 AM	12/2/2012 4:33:00 AM	Picloram	n/a	<	0.05	µg/L	EPA 515.3	0.05	0.6	WKL	
MO-HUE	2012/13-2	Wet	11/18/2012 8:30:00 AM	12/6/2012 5:23:00 AM	Prometon	n/a	<	0.024	µg/L	EPA 525.2	0.024	0.2	WKL	
MO-HUE	2012/13-2	Wet	11/18/2012 8:30:00 AM	12/6/2012 5:23:00 AM	Prometryn	n/a	<	0.036	µg/L	EPA 525.2	0.036	0.1	WKL	
MO-HUE	2012/13-2	Wet	11/18/2012 8:30:00 AM	12/14/2012 12:10:00 PM	Ronnel (Fenchlorphos)	n/a	<	0.0041	µg/L	EPA 525.2	0.0041	0.01	WKL	
MO-HUE	2012/13-2	Wet	11/18/2012 8:30:00 AM	12/6/2012 5:23:00 AM	Simazine	n/a	<	0.015	µg/L	EPA 525.2	0.015	0.1	WKL	
MO-HUE	2012/13-2	Wet	11/18/2012 8:30:00 AM	12/14/2012 12:10:00 PM	Stirophos (Tetrachlorvinphos)	n/a	<	0.0031	µg/L	EPA 525.2	0.0031	0.01	WKL	
MO-HUE	2012/13-2	Wet	11/18/2012 8:30:00 AM	12/6/2012 5:23:00 AM	Terbacil	n/a	<	0.55	µg/L	EPA 525.2	0.55	2	WKL	
MO-HUE	2012/13-2	Wet	11/18/2012 8:30:00 AM	12/6/2012 5:23:00 AM	Thiobencarb	n/a	<	0.025	µg/L	EPA 525.2	0.025	0.2	WKL	
MO-HUE	2012/13-2	Wet	11/18/2012 8:30:00 AM	12/14/2012 12:10:00 PM	Tokuthion	n/a	<	0.0078	µg/L	EPA 525.2	0.0078	0.01	WKL	
MO-HUE	2012/13-2	Wet	11/18/2012 8:30:00 AM	11/28/2012 7:00:00 AM	Toxaphene	n/a	<	0.12	µg/L	EPA 608	0.12	0.5	WKL	
MO-HUE	2012/13-2	Wet	11/18/2012 8:30:00 AM	12/14/2012 12:10:00 PM	Trichloronate	n/a	<	0.0067	µg/L	EPA 525.2	0.0067	0.01	WKL	
MO-HUE	2012/13-2	Wet	11/18/2012 8:30:00 AM	12/6/2012 5:23:00 AM	Trithion	n/a	<	0.012	µg/L	EPA 525.2	0.012	0.1	WKL	
MO-HUE	2012/13-3	Wet	2/19/2013 9:10:00 PM	2/20/2013 6:30:00 PM	E. Coli	n/a	=	6488	MPN/100 mL	MMO-MUG	10	10	VCHCA	
MO-HUE	2012/13-3	Wet	2/19/2013 9:10:00 PM	2/23/2013 9:52:00 PM	Fecal Coliform	n/a	=	11000	MPN/100 mL	SM 9221 E	2	2	VCHCA	
MO-HUE	2012/13-3	Wet	2/19/2013 9:10:00 PM	2/20/2013 6:30:00 PM	Total Coliform	n/a	=	48700	MPN/100 mL	MMO-MUG	1000	1000	VCHCA	
MO-HUE	2012/13-3	Wet	2/19/2013 9:10:00 PM	2/19/2013 9:10:00 PM	Conductivity	n/a	=	4100	µmhos/cm	Field Meter	-88	1	Field Crew	
MO-HUE	2012/13-3	Wet	2/19/2013 9:10:00 PM	3/8/2013 9:38:00 PM	Cyanide	Total	<	0.0027	mg/L	EPA 335.4	0.0027	0.005	WKL	
MO-HUE	2012/13-3	Wet	2/19/2013 9:10:00 PM	2/19/2013 9:10:00 PM	DO	n/a	=	3.93	mg/L	Field Meter	-88	0.3	Field Crew	
MO-HUE	2012/13-3	Wet	2/19/2013 9:10:00 PM	2/19/2013 9:10:00 PM	DO	n/a	=	40.1	%	Field Meter	-88	0.1	Field Crew	
MO-HUE	2012/13-3	Wet	2/19/2013 9:10:00 PM	2/19/2013 9:10:00 PM	pH	n/a	=	7.62	pH Units	Field Meter	-88	0.01	Field Crew	
MO-HUE	2012/13-3	Wet	2/19/2013 9:10:00 PM	2/19/2013 9:10:00 PM	Salinity	n/a	=	3200	mg/L	Field Meter	-88	100	Field Crew	
MO-HUE	2012/13-3	Wet	2/19/2013 9:10:00 PM	2/19/2013 9:10:00 PM	Specific Conductance	n/a	=	5930	µmhos/cm	Field Meter	-88	1	Field Crew	
MO-HUE	2012/13-3	Wet	2/19/2013 9:10:00 PM	2/19/2013 9:10:00 PM	Temperature	n/a	=	14.1	°C	Field Meter	-88	0.1	Field Crew	
MO-HUE	2012/13-3	Wet	2/19/2013 9:10:00 PM	3/4/2013 6:09:00 PM	Oil and Grease	n/a	DNQ	2.2	mg/L	EPA 1664A	1.3	5	WKL	
MO-HUE	2012/13-3	Wet	2/19/2013 9:10:00 PM	3/4/2013 6:09:00 PM	TPH	n/a	<	1.9	mg/L	EPA 1664A	1.9	5	WKL	
MO-HUE	2012/13-3	Wet	2/19/2013 9:10:00 PM	2/28/2013 7:09:00 AM	2-Chloroethyl vinyl ether	n/a	<	0.61	µg/L	EPA 524.2	0.61	1	WKL	
MO-HUE	2012/13-3	Wet	2/19/2013 9:10:00 PM	2/28/2013 7:09:00 AM	Methyl tert-butyl ether (MTBE)	n/a	<	0.19	µg/L	EPA 524.2	0.19	2	WKL	
MO-HUE	2012/13-3	Wet	2/20/2013 10:25:00 AM	2/28/2013 12:03:00 PM	Chloride	n/a	=	2000	mg/L	EPA 300.0	5	25	WKL	D
MO-HUE	2012/13-3	Wet	2/20/2013 10:25:00 AM	2/28/2013 12:03:00 PM	Fluoride	n/a	=	0.57	mg/L	EPA 300.0	0.04	0.2	WKL	D
MO-HUE	2012/13-3	Wet	2/20/2013 10:25:00 AM	3/1/2013 4:10:00 PM	Perchlorate	n/a	<	1.9	µg/L	EPA 314.0	1.9	4	WKL	D

Appendix G
Laboratory Environmental Analysis Results

Site ID	Event	Event Type	Sample Date	Analysis Date	Constituent	Fraction	Sign	Result	Units	Method	MDL	Reporting Limit	Analyzing Laboratory	Qualifier
MO-HUE	2012/13-3	Wet	2/20/2013 10:25:00 AM	2/25/2013 2:31:00 PM	Calcium	Total	=	237	mg/L	EPA 200.7	0.0156	0.1	WKL	
MO-HUE	2012/13-3	Wet	2/20/2013 10:25:00 AM	2/25/2013 2:31:00 PM	Magnesium	Total	=	175	mg/L	EPA 200.7	0.0121	0.1	WKL	
MO-HUE	2012/13-3	Wet	2/20/2013 10:25:00 AM	2/25/2013 10:23:00 PM	Alkalinity as CaCO3	n/a	=	330	mg/L	SM 2320 B	0.56	2	WKL	
MO-HUE	2012/13-3	Wet	2/20/2013 10:25:00 AM	2/26/2013 5:11:00 PM	BOD	n/a	=	7.8	mg/L	SM 5210 B	0.1	2	WKL	
MO-HUE	2012/13-3	Wet	2/20/2013 10:25:00 AM	3/2/2013 4:05:00 PM	COD	n/a	=	46	mg/L	EPA 410.4	0.73	5	WKL	
MO-HUE	2012/13-3	Wet	2/20/2013 10:25:00 AM	2/25/2013 2:31:00 PM	Hardness as CaCO3	Total	=	1310	mg/L	EPA 200.7	0.0885	0.662	WKL	
MO-HUE	2012/13-3	Wet	2/20/2013 10:25:00 AM	2/21/2013 9:38:00 PM	MBAS	n/a	=	0.14	mg/L	SM 5540 C	0.019	0.05	WKL	
MO-HUE	2012/13-3	Wet	2/20/2013 10:25:00 AM	3/8/2013 8:53:00 PM	Phenolics	n/a	=	0.038	mg/L	EPA 420.4	0.0042	0.01	WKL	
MO-HUE	2012/13-3	Wet	2/20/2013 10:25:00 AM	3/4/2013 7:13:00 PM	Specific Conductance	n/a	=	9200	µmhos/cm	SM 2510 B	2.3	20	WKL	D
MO-HUE	2012/13-3	Wet	2/20/2013 10:25:00 AM	2/26/2013 4:20:00 PM	Total Dissolved Solids	n/a	=	4200	mg/L	SM 2540 C	4	10	WKL	
MO-HUE	2012/13-3	Wet	2/20/2013 10:25:00 AM	3/4/2013 10:20:00 AM	Total Organic Carbon	n/a	=	5.7	mg/L	SM 5310 C	0.036	1.2	WKL	D
MO-HUE	2012/13-3	Wet	2/20/2013 10:25:00 AM	2/26/2013 8:27:00 PM	Total Suspended Solids	n/a	=	27	mg/L	SM 2540 D	5	5	WKL	
MO-HUE	2012/13-3	Wet	2/20/2013 10:25:00 AM	2/21/2013 7:26:00 PM	Turbidity	n/a	=	9.1	NTU	EPA 180.1	0.024	0.1	WKL	
MO-HUE	2012/13-3	Wet	2/20/2013 10:25:00 AM	2/26/2013 8:27:00 PM	Volatile Suspended Solids	n/a	=	7	mg/L	EPA 160.4	3.1	5	WKL	
MO-HUE	2012/13-3	Wet	2/20/2013 10:25:00 AM	3/5/2013 5:52:00 PM	Aluminum	Dissolved	DNQ	3	µg/L	EPA 200.8	0.61	5	WKL	
MO-HUE	2012/13-3	Wet	2/20/2013 10:25:00 AM	3/5/2013 6:01:00 PM	Aluminum	Total	=	310	µg/L	EPA 200.8	2.1	5	WKL	
MO-HUE	2012/13-3	Wet	2/20/2013 10:25:00 AM	3/5/2013 5:52:00 PM	Antimony	Dissolved	DNQ	0.25	µg/L	EPA 200.8	0.04	0.5	WKL	
MO-HUE	2012/13-3	Wet	2/20/2013 10:25:00 AM	3/5/2013 6:01:00 PM	Antimony	Total	DNQ	0.3	µg/L	EPA 200.8	0.04	0.5	WKL	
MO-HUE	2012/13-3	Wet	2/20/2013 10:25:00 AM	3/5/2013 5:52:00 PM	Arsenic	Dissolved	=	1.3	µg/L	EPA 200.8	0.036	0.4	WKL	
MO-HUE	2012/13-3	Wet	2/20/2013 10:25:00 AM	3/5/2013 6:01:00 PM	Arsenic	Total	=	2.1	µg/L	EPA 200.8	0.13	0.4	WKL	
MO-HUE	2012/13-3	Wet	2/20/2013 10:25:00 AM	3/5/2013 5:52:00 PM	Beryllium	Dissolved	<	0.088	µg/L	EPA 200.8	0.088	0.1	WKL	
MO-HUE	2012/13-3	Wet	2/20/2013 10:25:00 AM	3/5/2013 6:01:00 PM	Beryllium	Total	<	0.088	µg/L	EPA 200.8	0.088	0.1	WKL	
MO-HUE	2012/13-3	Wet	2/20/2013 10:25:00 AM	3/5/2013 5:52:00 PM	Cadmium	Dissolved	DNQ	0.05	µg/L	EPA 200.8	0.02	0.1	WKL	
MO-HUE	2012/13-3	Wet	2/20/2013 10:25:00 AM	3/5/2013 6:01:00 PM	Cadmium	Total	=	0.2	µg/L	EPA 200.8	0.02	0.1	WKL	
MO-HUE	2012/13-3	Wet	2/20/2013 10:25:00 AM	3/5/2013 5:52:00 PM	Chromium	Dissolved	<	0.074	µg/L	EPA 200.8	0.074	0.2	WKL	
MO-HUE	2012/13-3	Wet	2/20/2013 10:25:00 AM	3/5/2013 6:01:00 PM	Chromium	Total	=	0.82	µg/L	EPA 200.8	0.074	0.2	WKL	
MO-HUE	2012/13-3	Wet	2/20/2013 10:25:00 AM	3/4/2013 9:56:00 AM	Chromium VI	n/a	DNQ	0.033	µg/L	EPA 218.6	0.0059	0.3	WKL	
MO-HUE	2012/13-3	Wet	2/20/2013 10:25:00 AM	3/5/2013 5:52:00 PM	Copper	Dissolved	=	0.55	µg/L	EPA 200.8	0.27	0.5	WKL	
MO-HUE	2012/13-3	Wet	2/20/2013 10:25:00 AM	3/5/2013 6:01:00 PM	Copper	Total	=	2.7	µg/L	EPA 200.8	0.27	0.5	WKL	
MO-HUE	2012/13-3	Wet	2/20/2013 10:25:00 AM	2/25/2013 2:29:00 PM	Iron	Dissolved	=	33	µg/L	EPA 200.7	1.1	10	WKL	
MO-HUE	2012/13-3	Wet	2/20/2013 10:25:00 AM	2/25/2013 2:31:00 PM	Iron	Total	=	1900	µg/L	EPA 200.7	1.1	10	WKL	
MO-HUE	2012/13-3	Wet	2/20/2013 10:25:00 AM	3/5/2013 5:52:00 PM	Lead	Dissolved	DNQ	0.07	µg/L	EPA 200.8	0.011	0.2	WKL	
MO-HUE	2012/13-3	Wet	2/20/2013 10:25:00 AM	3/5/2013 6:01:00 PM	Lead	Total	=	2	µg/L	EPA 200.8	0.035	0.2	WKL	
MO-HUE	2012/13-3	Wet	2/20/2013 10:25:00 AM	3/5/2013 7:28:00 PM	Mercury	Dissolved	DNQ	14	ng/L	EPA 245.1	3.9	50	WKL	
MO-HUE	2012/13-3	Wet	2/20/2013 10:25:00 AM	3/5/2013 7:28:00 PM	Mercury	Total	DNQ	16	ng/L	EPA 245.1	3.9	50	WKL	
MO-HUE	2012/13-3	Wet	2/20/2013 10:25:00 AM	3/5/2013 5:52:00 PM	Nickel	Dissolved	=	2.3	µg/L	EPA 200.8	0.13	0.8	WKL	
MO-HUE	2012/13-3	Wet	2/20/2013 10:25:00 AM	3/5/2013 6:01:00 PM	Nickel	Total	=	2.9	µg/L	EPA 200.8	0.13	0.8	WKL	
MO-HUE	2012/13-3	Wet	2/20/2013 10:25:00 AM	3/5/2013 5:52:00 PM	Selenium	Dissolved	=	0.45	µg/L	EPA 200.8	0.28	0.4	WKL	
MO-HUE	2012/13-3	Wet	2/20/2013 10:25:00 AM	3/5/2013 6:01:00 PM	Selenium	Total	=	0.52	µg/L	EPA 200.8	0.28	0.4	WKL	
MO-HUE	2012/13-3	Wet	2/20/2013 10:25:00 AM	3/5/2013 5:52:00 PM	Silver	Dissolved	<	0.027	µg/L	EPA 200.8	0.027	0.2	WKL	
MO-HUE	2012/13-3	Wet	2/20/2013 10:25:00 AM	3/5/2013 6:01:00 PM	Silver	Total	<	0.027	µg/L	EPA 200.8	0.027	0.2	WKL	
MO-HUE	2012/13-3	Wet	2/20/2013 10:25:00 AM	3/5/2013 5:52:00 PM	Thallium	Dissolved	<	0.009	µg/L	EPA 200.8	0.009	0.2	WKL	
MO-HUE	2012/13-3	Wet	2/20/2013 10:25:00 AM	3/5/2013 6:01:00 PM	Thallium	Total	<	0.034	µg/L	EPA 200.8	0.034	0.2	WKL	
MO-HUE	2012/13-3	Wet	2/20/2013 10:25:00 AM	3/5/2013 5:52:00 PM	Zinc	Dissolved	=	5.4	µg/L	EPA 200.8	1.1	5	WKL	
MO-HUE	2012/13-3	Wet	2/20/2013 10:25:00 AM	3/5/2013 6:01:00 PM	Zinc	Total	=	18	µg/L	EPA 200.8	1.1	5	WKL	
MO-HUE	2012/13-3	Wet	2/20/2013 10:25:00 AM	3/12/2013 6:53:00 PM	Ammonia as N	n/a	=	0.73	mg/L	EPA 350.1	0.048	0.1	WKL	
MO-HUE	2012/13-3	Wet	2/20/2013 10:25:00 AM	2/21/2013 8:11:00 PM	Nitrate + Nitrite as N	n/a	=	0.84	mg/L	EPA 353.2	0.01	0.1	WKL	
MO-HUE	2012/13-3	Wet	2/20/2013 10:25:00 AM	3/14/2013 4:15:00 PM	Phosphorus as P	Dissolved	=	0.14	mg/L	EPA 365.1	0.0014	0.01	WKL	

Appendix G
Laboratory Environmental Analysis Results

Site ID	Event	Event Type	Sample Date	Analysis Date	Constituent	Fraction	Sign	Result	Units	Method	MDL	Reporting Limit	Analyzing Laboratory	Qualifier
MO-HUE	2012/13-3	Wet	2/20/2013 10:25:00 AM	3/14/2013 1:20:00 PM	Phosphorus as P	Total	=	0.4	mg/L	EPA 365.1	0.0028	0.02	WKL	D
MO-HUE	2012/13-3	Wet	2/20/2013 10:25:00 AM	3/12/2013 10:20:00 PM	TKN	n/a	=	2	mg/L	EPA 351.2	0.074	0.1	WKL	
MO-HUE	2012/13-3	Wet	2/20/2013 10:25:00 AM	3/7/2013 12:20:00 AM	1,2,4-Trichlorobenzene	n/a	<	0.55	µg/L	EPA 625	0.55	1	WKL	
MO-HUE	2012/13-3	Wet	2/20/2013 10:25:00 AM	3/7/2013 12:20:00 AM	1,2-Dichlorobenzene	n/a	<	0.57	µg/L	EPA 625	0.57	1	WKL	
MO-HUE	2012/13-3	Wet	2/20/2013 10:25:00 AM	3/7/2013 12:20:00 AM	1,2-Diphenylhydrazine	n/a	<	0.25	µg/L	EPA 625	0.25	1	WKL	
MO-HUE	2012/13-3	Wet	2/20/2013 10:25:00 AM	3/7/2013 12:20:00 AM	1,3-Dichlorobenzene	n/a	<	0.53	µg/L	EPA 625	0.53	1	WKL	
MO-HUE	2012/13-3	Wet	2/20/2013 10:25:00 AM	3/7/2013 12:20:00 AM	1,4-Dichlorobenzene	n/a	<	0.55	µg/L	EPA 625	0.55	1	WKL	
MO-HUE	2012/13-3	Wet	2/20/2013 10:25:00 AM	3/21/2013 11:05:00 AM	1-Methylnaphthalene	n/a	<	0.1	µg/L	EPA 8270Cm	0.1	0.1	WKL	
MO-HUE	2012/13-3	Wet	2/20/2013 10:25:00 AM	3/21/2013 1:55:00 AM	2,4,5-Trichlorophenol	n/a	<	0.29	µg/L	EPA 8270Cm	0.29	1	WKL	
MO-HUE	2012/13-3	Wet	2/20/2013 10:25:00 AM	3/21/2013 1:55:00 AM	2,4,6-Trichlorophenol	n/a	<	0.3	µg/L	EPA 8270Cm	0.3	1	WKL	
MO-HUE	2012/13-3	Wet	2/20/2013 10:25:00 AM	3/21/2013 1:55:00 AM	2,4-Dichlorophenol	n/a	<	0.51	µg/L	EPA 8270Cm	0.51	1	WKL	
MO-HUE	2012/13-3	Wet	2/20/2013 10:25:00 AM	3/21/2013 1:55:00 AM	2,4-Dimethylphenol	n/a	<	1	µg/L	EPA 8270Cm	1	2	WKL	
MO-HUE	2012/13-3	Wet	2/20/2013 10:25:00 AM	3/21/2013 1:55:00 AM	2,4-Dinitrophenol	n/a	<	1	µg/L	EPA 8270Cm	1	2	WKL	
MO-HUE	2012/13-3	Wet	2/20/2013 10:25:00 AM	3/7/2013 12:20:00 AM	2,4-Dinitrotoluene	n/a	<	0.18	µg/L	EPA 625	0.18	1	WKL	
MO-HUE	2012/13-3	Wet	2/20/2013 10:25:00 AM	3/7/2013 12:20:00 AM	2,6-Dinitrotoluene	n/a	<	0.27	µg/L	EPA 625	0.27	1	WKL	
MO-HUE	2012/13-3	Wet	2/20/2013 10:25:00 AM	3/7/2013 12:20:00 AM	2-Chloronaphthalene	n/a	<	0.45	µg/L	EPA 625	0.45	1	WKL	
MO-HUE	2012/13-3	Wet	2/20/2013 10:25:00 AM	3/21/2013 1:55:00 AM	2-Chlorophenol	n/a	<	0.65	µg/L	EPA 8270Cm	0.65	1	WKL	
MO-HUE	2012/13-3	Wet	2/20/2013 10:25:00 AM	3/21/2013 11:05:00 AM	2-Methylnaphthalene	n/a	<	0.1	µg/L	EPA 8270Cm	0.1	0.1	WKL	
MO-HUE	2012/13-3	Wet	2/20/2013 10:25:00 AM	3/21/2013 1:55:00 AM	2-Methylphenol	n/a	<	0.34	µg/L	EPA 8270Cm	0.34	1	WKL	
MO-HUE	2012/13-3	Wet	2/20/2013 10:25:00 AM	3/21/2013 1:55:00 AM	2-Nitrophenol	n/a	<	0.71	µg/L	EPA 8270Cm	0.71	1	WKL	
MO-HUE	2012/13-3	Wet	2/20/2013 10:25:00 AM	3/7/2013 12:20:00 AM	3,3'-Dichlorobenzidine	n/a	<	1.2	µg/L	EPA 625	1.2	5	WKL	
MO-HUE	2012/13-3	Wet	2/20/2013 10:25:00 AM	3/21/2013 1:55:00 AM	3-/4-Methylphenol	n/a	<	0.3	µg/L	EPA 8270Cm	0.3	1	WKL	
MO-HUE	2012/13-3	Wet	2/20/2013 10:25:00 AM	3/21/2013 1:55:00 AM	4,6-Dinitro-2-methylphenol	n/a	<	0.14	µg/L	EPA 8270Cm	0.14	1	WKL	
MO-HUE	2012/13-3	Wet	2/20/2013 10:25:00 AM	3/7/2013 12:20:00 AM	4-Bromophenyl phenyl ether	n/a	<	0.36	µg/L	EPA 625	0.36	1	WKL	
MO-HUE	2012/13-3	Wet	2/20/2013 10:25:00 AM	3/21/2013 1:55:00 AM	4-Chloro-3-methylphenol	n/a	<	0.37	µg/L	EPA 8270Cm	0.37	1	WKL	
MO-HUE	2012/13-3	Wet	2/20/2013 10:25:00 AM	3/7/2013 12:20:00 AM	4-Chlorophenyl phenyl ether	n/a	<	0.41	µg/L	EPA 625	0.41	1	WKL	
MO-HUE	2012/13-3	Wet	2/20/2013 10:25:00 AM	3/21/2013 1:55:00 AM	4-Nitrophenol	n/a	<	1	µg/L	EPA 8270Cm	1	2	WKL	
MO-HUE	2012/13-3	Wet	2/20/2013 10:25:00 AM	3/21/2013 11:05:00 AM	Acenaphthene	n/a	<	0.1	µg/L	EPA 8270Cm	0.1	0.1	WKL	
MO-HUE	2012/13-3	Wet	2/20/2013 10:25:00 AM	3/21/2013 11:05:00 AM	Acenaphthylene	n/a	<	0.1	µg/L	EPA 8270Cm	0.1	0.1	WKL	
MO-HUE	2012/13-3	Wet	2/20/2013 10:25:00 AM	3/21/2013 11:05:00 AM	Anthracene	n/a	<	0.1	µg/L	EPA 8270Cm	0.1	0.1	WKL	
MO-HUE	2012/13-3	Wet	2/20/2013 10:25:00 AM	3/21/2013 11:05:00 AM	Benz(a)anthracene	n/a	<	0.1	µg/L	EPA 8270Cm	0.1	0.1	WKL	
MO-HUE	2012/13-3	Wet	2/20/2013 10:25:00 AM	3/7/2013 12:20:00 AM	Benzidine	n/a	<	3.7	µg/L	EPA 625	3.7	10	WKL	
MO-HUE	2012/13-3	Wet	2/20/2013 10:25:00 AM	3/15/2013 5:06:00 AM	Benzo(a)pyrene	n/a	<	0.07	µg/L	EPA 525.2	0.07	0.1	WKL	GB
MO-HUE	2012/13-3	Wet	2/20/2013 10:25:00 AM	3/21/2013 11:05:00 AM	Benzo(b)fluoranthene	n/a	<	0.1	µg/L	EPA 8270Cm	0.1	0.1	WKL	
MO-HUE	2012/13-3	Wet	2/20/2013 10:25:00 AM	3/21/2013 11:05:00 AM	Benzo(g,h,i)perylene	n/a	<	0.1	µg/L	EPA 8270Cm	0.1	0.1	WKL	
MO-HUE	2012/13-3	Wet	2/20/2013 10:25:00 AM	3/21/2013 11:05:00 AM	Benzo(k)fluoranthene	n/a	<	0.1	µg/L	EPA 8270Cm	0.1	0.1	WKL	
MO-HUE	2012/13-3	Wet	2/20/2013 10:25:00 AM	3/7/2013 12:20:00 AM	Bis(2-chloroethoxy)methane	n/a	<	0.25	µg/L	EPA 625	0.25	1	WKL	
MO-HUE	2012/13-3	Wet	2/20/2013 10:25:00 AM	3/7/2013 12:20:00 AM	Bis(2-chloroethyl)ether	n/a	<	0.27	µg/L	EPA 625	0.27	1	WKL	
MO-HUE	2012/13-3	Wet	2/20/2013 10:25:00 AM	3/7/2013 12:20:00 AM	Bis(2-chloroisopropyl)ether	n/a	<	0.38	µg/L	EPA 625	0.38	1	WKL	
MO-HUE	2012/13-3	Wet	2/20/2013 10:25:00 AM	3/15/2013 5:06:00 AM	Bis(2-ethylhexyl)adipate	n/a	<	0.1	µg/L	EPA 525.2	0.1	5	WKL	
MO-HUE	2012/13-3	Wet	2/20/2013 10:25:00 AM	3/15/2013 5:06:00 AM	Bis(2-ethylhexyl)phthalate	n/a	<	1.1	µg/L	EPA 525.2	1.1	3	WKL	
MO-HUE	2012/13-3	Wet	2/20/2013 10:25:00 AM	3/7/2013 12:20:00 AM	Butyl benzyl phthalate	n/a	<	0.18	µg/L	EPA 625	0.18	1	WKL	
MO-HUE	2012/13-3	Wet	2/20/2013 10:25:00 AM	3/21/2013 11:05:00 AM	Chrysene	n/a	<	0.1	µg/L	EPA 8270Cm	0.1	0.1	WKL	
MO-HUE	2012/13-3	Wet	2/20/2013 10:25:00 AM	3/21/2013 11:05:00 AM	Dibenz(a,h)anthracene	n/a	<	0.1	µg/L	EPA 8270Cm	0.1	0.1	WKL	
MO-HUE	2012/13-3	Wet	2/20/2013 10:25:00 AM	3/7/2013 12:20:00 AM	Diethyl phthalate	n/a	<	0.15	µg/L	EPA 625	0.15	1	WKL	
MO-HUE	2012/13-3	Wet	2/20/2013 10:25:00 AM	3/7/2013 12:20:00 AM	Dimethyl phthalate	n/a	=	4.4	µg/L	EPA 625	0.18	1	WKL	
MO-HUE	2012/13-3	Wet	2/20/2013 10:25:00 AM	3/7/2013 12:20:00 AM	Di-n-butylphthalate	n/a	<	0.24	µg/L	EPA 625	0.24	1	WKL	
MO-HUE	2012/13-3	Wet	2/20/2013 10:25:00 AM	3/7/2013 12:20:00 AM	Di-n-octylphthalate	n/a	<	0.19	µg/L	EPA 625	0.19	1	WKL	

Appendix G
Laboratory Environmental Analysis Results

Site ID	Event	Event Type	Sample Date	Analysis Date	Constituent	Fraction	Sign	Result	Units	Method	MDL	Reporting Limit	Analyzing Laboratory	Qualifier
MO-HUE	2012/13-3	Wet	2/20/2013 10:25:00 AM	3/21/2013 11:05:00 AM	Fluoranthene	n/a	<	0.1	µg/L	EPA 8270Cm	0.1	0.1	WKL	
MO-HUE	2012/13-3	Wet	2/20/2013 10:25:00 AM	3/21/2013 11:05:00 AM	Fluorene	n/a	<	0.1	µg/L	EPA 8270Cm	0.1	0.1	WKL	
MO-HUE	2012/13-3	Wet	2/20/2013 10:25:00 AM	3/7/2013 12:20:00 AM	Hexachlorobenzene	n/a	<	0.49	µg/L	EPA 625	0.49	1	WKL	
MO-HUE	2012/13-3	Wet	2/20/2013 10:25:00 AM	3/7/2013 12:20:00 AM	Hexachlorobutadiene	n/a	<	0.47	µg/L	EPA 625	0.47	1	WKL	
MO-HUE	2012/13-3	Wet	2/20/2013 10:25:00 AM	3/7/2013 12:20:00 AM	Hexachlorocyclopentadiene	n/a	<	1.5	µg/L	EPA 625	1.5	5	WKL	
MO-HUE	2012/13-3	Wet	2/20/2013 10:25:00 AM	3/7/2013 12:20:00 AM	Hexachloroethane	n/a	<	0.52	µg/L	EPA 625	0.52	1	WKL	
MO-HUE	2012/13-3	Wet	2/20/2013 10:25:00 AM	3/21/2013 11:05:00 AM	Indeno(1,2,3-cd)pyrene	n/a	<	0.1	µg/L	EPA 8270Cm	0.1	0.1	WKL	
MO-HUE	2012/13-3	Wet	2/20/2013 10:25:00 AM	3/7/2013 12:20:00 AM	Isophorone	n/a	<	0.21	µg/L	EPA 625	0.21	1	WKL	
MO-HUE	2012/13-3	Wet	2/20/2013 10:25:00 AM	3/21/2013 11:05:00 AM	Naphthalene	n/a	<	0.1	µg/L	EPA 8270Cm	0.1	0.1	WKL	
MO-HUE	2012/13-3	Wet	2/20/2013 10:25:00 AM	3/7/2013 12:20:00 AM	Nitrobenzene	n/a	<	0.36	µg/L	EPA 625	0.36	1	WKL	
MO-HUE	2012/13-3	Wet	2/20/2013 10:25:00 AM	3/7/2013 12:20:00 AM	N-Nitrosodimethylamine	n/a	<	0.14	µg/L	EPA 625	0.14	1	WKL	
MO-HUE	2012/13-3	Wet	2/20/2013 10:25:00 AM	3/7/2013 12:20:00 AM	N-Nitrosodi-N-propylamine	n/a	<	0.26	µg/L	EPA 625	0.26	1	WKL	
MO-HUE	2012/13-3	Wet	2/20/2013 10:25:00 AM	3/7/2013 12:20:00 AM	N-Nitrosodiphenylamine	n/a	<	0.19	µg/L	EPA 625	0.19	1	WKL	
MO-HUE	2012/13-3	Wet	2/20/2013 10:25:00 AM	3/21/2013 11:05:00 AM	Phenanthrene	n/a	<	0.1	µg/L	EPA 8270Cm	0.1	0.1	WKL	
MO-HUE	2012/13-3	Wet	2/20/2013 10:25:00 AM	3/21/2013 1:55:00 AM	Phenol	n/a	<	0.35	µg/L	EPA 8270Cm	0.35	1	WKL	
MO-HUE	2012/13-3	Wet	2/20/2013 10:25:00 AM	3/21/2013 11:05:00 AM	Pyrene	n/a	<	0.1	µg/L	EPA 8270Cm	0.1	0.1	WKL	
MO-HUE	2012/13-3	Wet	2/20/2013 10:25:00 AM	3/14/2013 4:26:00 AM	PCB Aroclor 1016	n/a	<	0.05	µg/L	EPA 608	0.05	0.5	WKL	
MO-HUE	2012/13-3	Wet	2/20/2013 10:25:00 AM	3/14/2013 4:26:00 AM	PCB Aroclor 1221	n/a	<	0.06	µg/L	EPA 608	0.06	0.5	WKL	
MO-HUE	2012/13-3	Wet	2/20/2013 10:25:00 AM	3/14/2013 4:26:00 AM	PCB Aroclor 1232	n/a	<	0.15	µg/L	EPA 608	0.15	0.5	WKL	
MO-HUE	2012/13-3	Wet	2/20/2013 10:25:00 AM	3/14/2013 4:26:00 AM	PCB Aroclor 1242	n/a	<	0.07	µg/L	EPA 608	0.07	0.5	WKL	
MO-HUE	2012/13-3	Wet	2/20/2013 10:25:00 AM	3/14/2013 4:26:00 AM	PCB Aroclor 1248	n/a	<	0.06	µg/L	EPA 608	0.06	0.5	WKL	
MO-HUE	2012/13-3	Wet	2/20/2013 10:25:00 AM	3/14/2013 4:26:00 AM	PCB Aroclor 1254	n/a	<	0.04	µg/L	EPA 608	0.04	0.5	WKL	
MO-HUE	2012/13-3	Wet	2/20/2013 10:25:00 AM	3/14/2013 4:26:00 AM	PCB Aroclor 1260	n/a	<	0.04	µg/L	EPA 608	0.04	0.5	WKL	
MO-HUE	2012/13-3	Wet	2/20/2013 10:25:00 AM	2/26/2013 9:04:00 PM	2,4,5-T	n/a	<	0.07	µg/L	EPA 515.3	0.07	0.2	WKL	
MO-HUE	2012/13-3	Wet	2/20/2013 10:25:00 AM	2/26/2013 9:04:00 PM	2,4,5-TP	n/a	<	0.09	µg/L	EPA 515.3	0.09	0.2	WKL	
MO-HUE	2012/13-3	Wet	2/20/2013 10:25:00 AM	2/26/2013 9:04:00 PM	2,4-D	n/a	<	0.07	µg/L	EPA 515.3	0.07	0.4	WKL	
MO-HUE	2012/13-3	Wet	2/20/2013 10:25:00 AM	2/26/2013 9:04:00 PM	2,4-DB	n/a	<	0.07	µg/L	EPA 515.3	0.07	2	WKL	
MO-HUE	2012/13-3	Wet	2/20/2013 10:25:00 AM	2/26/2013 9:04:00 PM	3,5-Dichlorobenzoic acid	n/a	<	0.09	µg/L	EPA 515.3	0.09	1	WKL	
MO-HUE	2012/13-3	Wet	2/20/2013 10:25:00 AM	3/14/2013 4:26:00 AM	4,4'-DDD	n/a	<	0.003	µg/L	EPA 608	0.003	0.05	WKL	
MO-HUE	2012/13-3	Wet	2/20/2013 10:25:00 AM	3/14/2013 4:26:00 AM	4,4'-DDE	n/a	<	0.0025	µg/L	EPA 608	0.0025	0.05	WKL	
MO-HUE	2012/13-3	Wet	2/20/2013 10:25:00 AM	3/14/2013 4:26:00 AM	4,4'-DDT	n/a	<	0.0031	µg/L	EPA 608	0.0031	0.01	WKL	
MO-HUE	2012/13-3	Wet	2/20/2013 10:25:00 AM	2/26/2013 9:04:00 PM	Acifluorfen	n/a	<	0.06	µg/L	EPA 515.3	0.06	0.4	WKL	
MO-HUE	2012/13-3	Wet	2/20/2013 10:25:00 AM	3/15/2013 5:06:00 AM	Alachlor	n/a	<	0.022	µg/L	EPA 525.2	0.022	0.1	WKL	
MO-HUE	2012/13-3	Wet	2/20/2013 10:25:00 AM	3/14/2013 4:26:00 AM	Aldrin	n/a	<	0.0015	µg/L	EPA 608	0.0015	0.005	WKL	
MO-HUE	2012/13-3	Wet	2/20/2013 10:25:00 AM	3/14/2013 4:26:00 AM	alpha-BHC	n/a	<	0.0018	µg/L	EPA 608	0.0018	0.01	WKL	
MO-HUE	2012/13-3	Wet	2/20/2013 10:25:00 AM	3/14/2013 4:26:00 AM	alpha-Chlordane	n/a	<	0.0041	µg/L	EPA 608	0.0041	0.01	WKL	
MO-HUE	2012/13-3	Wet	2/20/2013 10:25:00 AM	3/15/2013 5:06:00 AM	Atrazine	n/a	<	0.034	µg/L	EPA 525.2	0.034	0.1	WKL	
MO-HUE	2012/13-3	Wet	2/20/2013 10:25:00 AM	3/13/2013 9:11:00 PM	Azinphos methyl	n/a	<	0.0055	µg/L	EPA 525.2	0.0055	0.01	WKL	EUM
MO-HUE	2012/13-3	Wet	2/20/2013 10:25:00 AM	2/26/2013 9:04:00 PM	Bentazon	n/a	<	0.11	µg/L	EPA 515.3	0.11	2	WKL	
MO-HUE	2012/13-3	Wet	2/20/2013 10:25:00 AM	3/14/2013 4:26:00 AM	beta-BHC	n/a	<	0.0031	µg/L	EPA 608	0.0031	0.005	WKL	
MO-HUE	2012/13-3	Wet	2/20/2013 10:25:00 AM	3/13/2013 9:11:00 PM	Bolstar	n/a	<	0.0046	µg/L	EPA 525.2	0.0046	0.01	WKL	
MO-HUE	2012/13-3	Wet	2/20/2013 10:25:00 AM	3/15/2013 5:06:00 AM	Bromacil	n/a	<	0.038	µg/L	EPA 525.2	0.038	1	WKL	
MO-HUE	2012/13-3	Wet	2/20/2013 10:25:00 AM	3/15/2013 5:06:00 AM	Butachlor	n/a	<	0.017	µg/L	EPA 525.2	0.017	0.2	WKL	
MO-HUE	2012/13-3	Wet	2/20/2013 10:25:00 AM	3/15/2013 5:06:00 AM	Captan	n/a	<	0.86	µg/L	EPA 525.2	0.86	1	WKL	
MO-HUE	2012/13-3	Wet	2/20/2013 10:25:00 AM	3/14/2013 4:26:00 AM	Chlordane (technical)	n/a	<	0.08	µg/L	EPA 608	0.08	0.1	WKL	
MO-HUE	2012/13-3	Wet	2/20/2013 10:25:00 AM	3/15/2013 5:06:00 AM	Chloropropham	n/a	<	0.01	µg/L	EPA 525.2	0.01	0.1	WKL	
MO-HUE	2012/13-3	Wet	2/20/2013 10:25:00 AM	3/13/2013 9:11:00 PM	Chlorpyrifos	n/a	<	0.0069	µg/L	EPA 525.2	0.0069	0.01	WKL	
MO-HUE	2012/13-3	Wet	2/20/2013 10:25:00 AM	3/13/2013 9:11:00 PM	Coumaphos	n/a	<	0.0051	µg/L	EPA 525.2	0.0051	0.01	WKL	

Appendix G
Laboratory Environmental Analysis Results

Site ID	Event	Event Type	Sample Date	Analysis Date	Constituent	Fraction	Sign	Result	Units	Method	MDL	Reporting Limit	Analyzing Laboratory	Qualifier
MO-HUE	2012/13-3	Wet	2/20/2013 10:25:00 AM	3/15/2013 5:06:00 AM	Cyanazine	n/a	<	0.024	µg/L	EPA 525.2	0.024	0.1	WKL	
MO-HUE	2012/13-3	Wet	2/20/2013 10:25:00 AM	2/26/2013 9:04:00 PM	Dalapon	n/a	<	0.1	µg/L	EPA 515.3	0.1	0.4	WKL	
MO-HUE	2012/13-3	Wet	2/20/2013 10:25:00 AM	2/26/2013 9:04:00 PM	DCPA (Dacthal)	n/a	<	0.07	µg/L	EPA 515.3	0.07	0.1	WKL	
MO-HUE	2012/13-3	Wet	2/20/2013 10:25:00 AM	3/14/2013 4:26:00 AM	delta-BHC	n/a	<	0.0025	µg/L	EPA 608	0.0025	0.005	WKL	
MO-HUE	2012/13-3	Wet	2/20/2013 10:25:00 AM	3/13/2013 9:11:00 PM	Demeton-O	n/a	<	0.01	µg/L	EPA 525.2	0.01	0.01	WKL	
MO-HUE	2012/13-3	Wet	2/20/2013 10:25:00 AM	3/13/2013 9:11:00 PM	Demeton-S	n/a	<	0.01	µg/L	EPA 525.2	0.01	0.01	WKL	
MO-HUE	2012/13-3	Wet	2/20/2013 10:25:00 AM	3/13/2013 9:11:00 PM	Diazinon	n/a	<	0.0052	µg/L	EPA 525.2	0.0052	0.01	WKL	
MO-HUE	2012/13-3	Wet	2/20/2013 10:25:00 AM	2/26/2013 9:04:00 PM	Dicamba	n/a	<	0.12	µg/L	EPA 515.3	0.12	0.6	WKL	
MO-HUE	2012/13-3	Wet	2/20/2013 10:25:00 AM	2/26/2013 9:04:00 PM	Dichlorprop	n/a	<	0.08	µg/L	EPA 515.3	0.08	0.3	WKL	
MO-HUE	2012/13-3	Wet	2/20/2013 10:25:00 AM	3/13/2013 9:11:00 PM	Dichlorvos	n/a	<	0.0029	µg/L	EPA 525.2	0.0029	0.01	WKL	
MO-HUE	2012/13-3	Wet	2/20/2013 10:25:00 AM	3/14/2013 4:26:00 AM	Dieldrin	n/a	<	0.0021	µg/L	EPA 608	0.0021	0.01	WKL	
MO-HUE	2012/13-3	Wet	2/20/2013 10:25:00 AM	3/13/2013 9:11:00 PM	Dimethoate	n/a	<	0.0062	µg/L	EPA 525.2	0.0062	0.01	WKL	
MO-HUE	2012/13-3	Wet	2/20/2013 10:25:00 AM	2/26/2013 9:04:00 PM	Dinoseb	n/a	<	0.14	µg/L	EPA 515.3	0.14	0.4	WKL	
MO-HUE	2012/13-3	Wet	2/20/2013 10:25:00 AM	3/15/2013 5:06:00 AM	Diphenamid	n/a	<	0.024	µg/L	EPA 525.2	0.024	0.1	WKL	
MO-HUE	2012/13-3	Wet	2/20/2013 10:25:00 AM	3/13/2013 9:11:00 PM	Disulfoton	n/a	<	0.01	µg/L	EPA 525.2	0.01	0.01	WKL	
MO-HUE	2012/13-3	Wet	2/20/2013 10:25:00 AM	3/14/2013 4:26:00 AM	Endosulfan I	n/a	<	0.0017	µg/L	EPA 608	0.0017	0.02	WKL	
MO-HUE	2012/13-3	Wet	2/20/2013 10:25:00 AM	3/14/2013 4:26:00 AM	Endosulfan II	n/a	<	0.0019	µg/L	EPA 608	0.0019	0.01	WKL	
MO-HUE	2012/13-3	Wet	2/20/2013 10:25:00 AM	3/14/2013 4:26:00 AM	Endosulfan sulfate	n/a	<	0.008	µg/L	EPA 608	0.008	0.05	WKL	
MO-HUE	2012/13-3	Wet	2/20/2013 10:25:00 AM	3/14/2013 4:26:00 AM	Endrin	n/a	<	0.0028	µg/L	EPA 608	0.0028	0.01	WKL	
MO-HUE	2012/13-3	Wet	2/20/2013 10:25:00 AM	3/14/2013 4:26:00 AM	Endrin aldehyde	n/a	<	0.003	µg/L	EPA 608	0.003	0.01	WKL	
MO-HUE	2012/13-3	Wet	2/20/2013 10:25:00 AM	3/15/2013 5:06:00 AM	EPTC	n/a	<	0.017	µg/L	EPA 525.2	0.017	1	WKL	
MO-HUE	2012/13-3	Wet	2/20/2013 10:25:00 AM	3/13/2013 9:11:00 PM	Ethoprop	n/a	<	0.0067	µg/L	EPA 525.2	0.0067	0.01	WKL	
MO-HUE	2012/13-3	Wet	2/20/2013 10:25:00 AM	3/13/2013 9:11:00 PM	Ethyl parathion	n/a	<	0.0054	µg/L	EPA 525.2	0.0054	0.01	WKL	
MO-HUE	2012/13-3	Wet	2/20/2013 10:25:00 AM	3/13/2013 9:11:00 PM	Fensulfothion	n/a	<	0.0029	µg/L	EPA 525.2	0.0029	0.01	WKL	
MO-HUE	2012/13-3	Wet	2/20/2013 10:25:00 AM	3/13/2013 9:11:00 PM	Fenthion	n/a	<	0.0038	µg/L	EPA 525.2	0.0038	0.01	WKL	
MO-HUE	2012/13-3	Wet	2/20/2013 10:25:00 AM	3/14/2013 4:26:00 AM	gamma-BHC (Lindane)	n/a	<	0.0021	µg/L	EPA 608	0.0021	0.02	WKL	
MO-HUE	2012/13-3	Wet	2/20/2013 10:25:00 AM	3/14/2013 4:26:00 AM	gamma-Chlordane	n/a	<	0.0044	µg/L	EPA 608	0.0044	0.01	WKL	
MO-HUE	2012/13-3	Wet	2/20/2013 10:25:00 AM	2/25/2013 5:50:00 PM	Glyphosate	n/a	DNQ	3	µg/L	EPA 547	1.8	5	WKL	
MO-HUE	2012/13-3	Wet	2/20/2013 10:25:00 AM	3/14/2013 4:26:00 AM	Heptachlor	n/a	<	0.0017	µg/L	EPA 608	0.0017	0.01	WKL	
MO-HUE	2012/13-3	Wet	2/20/2013 10:25:00 AM	3/14/2013 4:26:00 AM	Heptachlor epoxide	n/a	<	0.0019	µg/L	EPA 608	0.0019	0.01	WKL	
MO-HUE	2012/13-3	Wet	2/20/2013 10:25:00 AM	3/13/2013 9:11:00 PM	Malathion	n/a	<	0.0076	µg/L	EPA 525.2	0.0076	0.01	WKL	
MO-HUE	2012/13-3	Wet	2/20/2013 10:25:00 AM	3/13/2013 9:11:00 PM	Merphos	n/a	<	0.0058	µg/L	EPA 525.2	0.0058	0.01	WKL	
MO-HUE	2012/13-3	Wet	2/20/2013 10:25:00 AM	3/14/2013 4:26:00 AM	Methoxychlor	n/a	<	0.0054	µg/L	EPA 608	0.0054	0.02	WKL	
MO-HUE	2012/13-3	Wet	2/20/2013 10:25:00 AM	3/13/2013 9:11:00 PM	Methyl parathion	n/a	<	0.0063	µg/L	EPA 525.2	0.0063	0.01	WKL	
MO-HUE	2012/13-3	Wet	2/20/2013 10:25:00 AM	3/15/2013 5:06:00 AM	Metolachlor	n/a	<	0.012	µg/L	EPA 525.2	0.012	0.1	WKL	
MO-HUE	2012/13-3	Wet	2/20/2013 10:25:00 AM	3/15/2013 5:06:00 AM	Metribuzin	n/a	<	0.015	µg/L	EPA 525.2	0.015	0.1	WKL	
MO-HUE	2012/13-3	Wet	2/20/2013 10:25:00 AM	3/13/2013 9:11:00 PM	Mevinphos	n/a	<	0.0042	µg/L	EPA 525.2	0.0042	0.01	WKL	
MO-HUE	2012/13-3	Wet	2/20/2013 10:25:00 AM	3/15/2013 5:06:00 AM	Molinate	n/a	<	0.039	µg/L	EPA 525.2	0.039	0.1	WKL	
MO-HUE	2012/13-3	Wet	2/20/2013 10:25:00 AM	3/13/2013 9:11:00 PM	Naled	n/a	<	0.0076	µg/L	EPA 525.2	0.0076	0.01	WKL	
MO-HUE	2012/13-3	Wet	2/20/2013 10:25:00 AM	2/26/2013 9:04:00 PM	Pentachlorophenol	n/a	<	0.04	µg/L	EPA 515.3	0.04	0.2	WKL	
MO-HUE	2012/13-3	Wet	2/20/2013 10:25:00 AM	3/13/2013 9:11:00 PM	Phorate	n/a	<	0.003	µg/L	EPA 525.2	0.003	0.01	WKL	
MO-HUE	2012/13-3	Wet	2/20/2013 10:25:00 AM	2/26/2013 9:04:00 PM	Picloram	n/a	<	0.05	µg/L	EPA 515.3	0.05	0.6	WKL	
MO-HUE	2012/13-3	Wet	2/20/2013 10:25:00 AM	3/15/2013 5:06:00 AM	Prometon	n/a	<	0.024	µg/L	EPA 525.2	0.024	0.2	WKL	
MO-HUE	2012/13-3	Wet	2/20/2013 10:25:00 AM	3/15/2013 5:06:00 AM	Prometryn	n/a	<	0.036	µg/L	EPA 525.2	0.036	0.1	WKL	
MO-HUE	2012/13-3	Wet	2/20/2013 10:25:00 AM	3/13/2013 9:11:00 PM	Ronnel (Fenchlorphos)	n/a	<	0.0041	µg/L	EPA 525.2	0.0041	0.01	WKL	
MO-HUE	2012/13-3	Wet	2/20/2013 10:25:00 AM	3/15/2013 5:06:00 AM	Simazine	n/a	<	0.015	µg/L	EPA 525.2	0.015	0.1	WKL	
MO-HUE	2012/13-3	Wet	2/20/2013 10:25:00 AM	3/13/2013 9:11:00 PM	Stirophos (Tetrachlorvinphos)	n/a	<	0.0031	µg/L	EPA 525.2	0.0031	0.01	WKL	
MO-HUE	2012/13-3	Wet	2/20/2013 10:25:00 AM	3/15/2013 5:06:00 AM	Terbacil	n/a	<	0.55	µg/L	EPA 525.2	0.55	2	WKL	

Appendix G
Laboratory Environmental Analysis Results

Site ID	Event	Event Type	Sample Date	Analysis Date	Constituent	Fraction	Sign	Result	Units	Method	MDL	Reporting Limit	Analyzing Laboratory	Qualifier
MO-HUE	2012/13-3	Wet	2/20/2013 10:25:00 AM	3/15/2013 5:06:00 AM	Thiobencarb	n/a	<	0.025	µg/L	EPA 525.2	0.025	0.2	WKL	
MO-HUE	2012/13-3	Wet	2/20/2013 10:25:00 AM	3/13/2013 9:11:00 PM	Tokuthion	n/a	<	0.0078	µg/L	EPA 525.2	0.0078	0.01	WKL	
MO-HUE	2012/13-3	Wet	2/20/2013 10:25:00 AM	3/14/2013 4:26:00 AM	Toxaphene	n/a	<	0.12	µg/L	EPA 608	0.12	0.5	WKL	
MO-HUE	2012/13-3	Wet	2/20/2013 10:25:00 AM	3/13/2013 9:11:00 PM	Trichloronate	n/a	<	0.0067	µg/L	EPA 525.2	0.0067	0.01	WKL	
MO-HUE	2012/13-3	Wet	2/20/2013 10:25:00 AM	3/15/2013 5:06:00 AM	Trithion	n/a	<	0.012	µg/L	EPA 525.2	0.012	0.1	WKL	
MO-HUE	2012/13-4	Wet	3/7/2013 10:20:00 PM	3/8/2013 11:02:00 PM	E. Coli	n/a	=	2613	MPN/100 mL	MMO-MUG	10	10	VCHCA	
MO-HUE	2012/13-4	Wet	3/7/2013 10:20:00 PM	3/11/2013 2:50:00 AM	Fecal Coliform	n/a	=	2800	MPN/100 mL	SM 9221 E	2	2	VCHCA	
MO-HUE	2012/13-4	Wet	3/7/2013 10:20:00 PM	3/8/2013 11:02:00 PM	Total Coliform	n/a	=	11000	MPN/100 mL	MMO-MUG	1000	1000	VCHCA	
MO-HUE	2012/13-4	Wet	3/7/2013 10:20:00 PM	3/7/2013 10:20:00 PM	Conductivity	n/a	=	6570	µmhos/cm	Field Meter	-88	1	Field Crew	
MO-HUE	2012/13-4	Wet	3/7/2013 10:20:00 PM	3/22/2013 2:03:00 PM	Cyanide	Total	<	0.0027	mg/L	EPA 335.4	0.0027	0.005	WKL	
MO-HUE	2012/13-4	Wet	3/7/2013 10:20:00 PM	3/7/2013 10:20:00 PM	DO	n/a	=	106.9	%	Field Meter	-88	0.1	Field Crew	
MO-HUE	2012/13-4	Wet	3/7/2013 10:20:00 PM	3/7/2013 10:20:00 PM	DO	n/a	=	10.1	mg/L	Field Meter	-88	0.3	Field Crew	
MO-HUE	2012/13-4	Wet	3/7/2013 10:20:00 PM	3/7/2013 10:20:00 PM	pH	n/a	=	7.76	pH Units	Field Meter	-88	0.01	Field Crew	
MO-HUE	2012/13-4	Wet	3/7/2013 10:20:00 PM	3/7/2013 10:20:00 PM	Salinity	n/a	=	4400	mg/L	Field Meter	-88	100	Field Crew	
MO-HUE	2012/13-4	Wet	3/7/2013 10:20:00 PM	3/7/2013 10:20:00 PM	Specific Conductance	n/a	=	7870	µmhos/cm	Field Meter	-88	1	Field Crew	
MO-HUE	2012/13-4	Wet	3/7/2013 10:20:00 PM	3/7/2013 10:20:00 PM	Temperature	n/a	=	16.7	°C	Field Meter	-88	0.1	Field Crew	
MO-HUE	2012/13-4	Wet	3/7/2013 10:20:00 PM	3/14/2013 3:00:00 PM	Oil and Grease	n/a	<	1.3	mg/L	EPA 1664A	1.3	5	WKL	
MO-HUE	2012/13-4	Wet	3/7/2013 10:20:00 PM	3/14/2013 3:00:00 PM	TPH	n/a	<	1.9	mg/L	EPA 1664A	1.9	5	WKL	
MO-HUE	2012/13-4	Wet	3/7/2013 10:20:00 PM	3/11/2013 8:53:00 PM	2-Chloroethyl vinyl ether	n/a	<	0.61	µg/L	EPA 524.2	0.61	1	WKL	
MO-HUE	2012/13-4	Wet	3/7/2013 10:20:00 PM	3/11/2013 8:53:00 PM	Methyl tert-butyl ether (MTBE)	n/a	<	0.19	µg/L	EPA 524.2	0.19	2	WKL	
MO-HUE	2012/13-4	Wet	3/8/2013 11:18:00 AM	3/19/2013 8:50:00 PM	Chloride	n/a	=	990	mg/L	EPA 300.0	10	50	WKL	D
MO-HUE	2012/13-4	Wet	3/8/2013 11:18:00 AM	3/19/2013 8:50:00 PM	Fluoride	n/a	=	0.35	mg/L	EPA 300.0	0.04	0.2	WKL	D
MO-HUE	2012/13-4	Wet	3/8/2013 11:18:00 AM	3/20/2013 5:01:00 PM	Perchlorate	n/a	<	1.9	µg/L	EPA 314.0	1.9	4	WKL	D
MO-HUE	2012/13-4	Wet	3/8/2013 11:18:00 AM	3/14/2013 2:44:00 PM	Calcium	Total	=	117	mg/L	EPA 200.7	0.0156	0.1	WKL	
MO-HUE	2012/13-4	Wet	3/8/2013 11:18:00 AM	3/14/2013 2:44:00 PM	Magnesium	Total	=	86	mg/L	EPA 200.7	0.0121	0.1	WKL	
MO-HUE	2012/13-4	Wet	3/8/2013 11:18:00 AM	3/22/2013 10:05:00 AM	Alkalinity as CaCO3	n/a	=	160	mg/L	SM 2320 B	0.56	10	WKL	
MO-HUE	2012/13-4	Wet	3/8/2013 11:18:00 AM	3/14/2013 2:00:00 PM	BOD	n/a	=	6.1	mg/L	SM 5210 B	0.1	2	WKL	
MO-HUE	2012/13-4	Wet	3/8/2013 11:18:00 AM	3/20/2013 10:56:00 PM	COD	n/a	=	55	mg/L	EPA 410.4	0.73	5	WKL	
MO-HUE	2012/13-4	Wet	3/8/2013 11:18:00 AM	3/14/2013 2:44:00 PM	Hardness as CaCO3	Total	=	645	mg/L	EPA 200.7	0.0885	0.662	WKL	
MO-HUE	2012/13-4	Wet	3/8/2013 11:18:00 AM	3/9/2013 8:43:00 PM	MBAS	n/a	=	0.23	mg/L	SM 5540 C	0.076	0.2	WKL	D
MO-HUE	2012/13-4	Wet	3/8/2013 11:18:00 AM	4/3/2013 4:42:00 PM	Phenolics	n/a	=	0.051	mg/L	EPA 420.4	0.0042	0.01	WKL	
MO-HUE	2012/13-4	Wet	3/8/2013 11:18:00 AM	3/18/2013 3:18:00 PM	Specific Conductance	n/a	=	4000	µmhos/cm	SM 2510 B	0.94	8	WKL	D
MO-HUE	2012/13-4	Wet	3/8/2013 11:18:00 AM	3/12/2013 9:45:00 PM	Total Dissolved Solids	n/a	=	2200	mg/L	SM 2540 C	4	10	WKL	
MO-HUE	2012/13-4	Wet	3/8/2013 11:18:00 AM	3/14/2013 2:56:00 PM	Total Organic Carbon	n/a	=	6	mg/L	SM 5310 C	0.036	1.2	WKL	D
MO-HUE	2012/13-4	Wet	3/8/2013 11:18:00 AM	3/12/2013 8:00:00 PM	Total Suspended Solids	n/a	=	120	mg/L	SM 2540 D	5	5	WKL	
MO-HUE	2012/13-4	Wet	3/8/2013 11:18:00 AM	3/9/2013 6:55:00 PM	Turbidity	n/a	=	17	NTU	EPA 180.1	0.024	0.1	WKL	
MO-HUE	2012/13-4	Wet	3/8/2013 11:18:00 AM	3/12/2013 8:00:00 PM	Volatile Suspended Solids	n/a	=	34	mg/L	EPA 160.4	3.1	5	WKL	
MO-HUE	2012/13-4	Wet	3/8/2013 11:18:00 AM	3/22/2013 8:54:00 AM	Aluminum	Dissolved	DNQ	4.1	µg/L	EPA 200.8	0.61	5	WKL	
MO-HUE	2012/13-4	Wet	3/8/2013 11:18:00 AM	3/22/2013 10:50:00 AM	Aluminum	Total	=	1100	µg/L	EPA 200.8	2.1	5	WKL	
MO-HUE	2012/13-4	Wet	3/8/2013 11:18:00 AM	3/22/2013 8:54:00 AM	Antimony	Dissolved	DNQ	0.35	µg/L	EPA 200.8	0.04	0.5	WKL	
MO-HUE	2012/13-4	Wet	3/8/2013 11:18:00 AM	3/22/2013 10:50:00 AM	Antimony	Total	=	0.57	µg/L	EPA 200.8	0.04	0.5	WKL	
MO-HUE	2012/13-4	Wet	3/8/2013 11:18:00 AM	3/22/2013 8:54:00 AM	Arsenic	Dissolved	=	0.57	µg/L	EPA 200.8	0.036	0.4	WKL	
MO-HUE	2012/13-4	Wet	3/8/2013 11:18:00 AM	3/22/2013 10:50:00 AM	Arsenic	Total	=	2.1	µg/L	EPA 200.8	0.13	0.4	WKL	
MO-HUE	2012/13-4	Wet	3/8/2013 11:18:00 AM	3/22/2013 8:54:00 AM	Beryllium	Dissolved	<	0.088	µg/L	EPA 200.8	0.088	0.1	WKL	
MO-HUE	2012/13-4	Wet	3/8/2013 11:18:00 AM	3/22/2013 10:50:00 AM	Beryllium	Total	<	0.088	µg/L	EPA 200.8	0.088	0.1	WKL	
MO-HUE	2012/13-4	Wet	3/8/2013 11:18:00 AM	3/22/2013 8:54:00 AM	Cadmium	Dissolved	DNQ	0.03	µg/L	EPA 200.8	0.02	0.1	WKL	
MO-HUE	2012/13-4	Wet	3/8/2013 11:18:00 AM	3/22/2013 10:50:00 AM	Cadmium	Total	=	0.24	µg/L	EPA 200.8	0.02	0.1	WKL	
MO-HUE	2012/13-4	Wet	3/8/2013 11:18:00 AM	3/22/2013 8:54:00 AM	Chromium	Dissolved	DNQ	0.08	µg/L	EPA 200.8	0.074	0.2	WKL	

Appendix G
Laboratory Environmental Analysis Results

Site ID	Event	Event Type	Sample Date	Analysis Date	Constituent	Fraction	Sign	Result	Units	Method	MDL	Reporting Limit	Analyzing Laboratory	Qualifier
MO-HUE	2012/13-4	Wet	3/8/2013 11:18:00 AM	3/22/2013 10:50:00 AM	Chromium	Total	=	2.6	µg/L	EPA 200.8	0.074	0.2	WKL	
MO-HUE	2012/13-4	Wet	3/8/2013 11:18:00 AM	3/13/2013 3:51:00 PM	Chromium VI	n/a	DNQ	0.098	µg/L	EPA 218.6	0.0059	0.3	WKL	
MO-HUE	2012/13-4	Wet	3/8/2013 11:18:00 AM	3/22/2013 8:54:00 AM	Copper	Dissolved	=	0.97	µg/L	EPA 200.8	0.27	0.5	WKL	
MO-HUE	2012/13-4	Wet	3/8/2013 11:18:00 AM	3/22/2013 10:50:00 AM	Copper	Total	=	7.8	µg/L	EPA 200.8	0.27	0.5	WKL	
MO-HUE	2012/13-4	Wet	3/8/2013 11:18:00 AM	3/14/2013 2:42:00 PM	Iron	Dissolved	=	30	µg/L	EPA 200.7	1.1	10	WKL	
MO-HUE	2012/13-4	Wet	3/8/2013 11:18:00 AM	3/14/2013 2:44:00 PM	Iron	Total	=	5000	µg/L	EPA 200.7	1.1	10	WKL	
MO-HUE	2012/13-4	Wet	3/8/2013 11:18:00 AM	3/22/2013 8:54:00 AM	Lead	Dissolved	<	0.011	µg/L	EPA 200.8	0.011	0.2	WKL	
MO-HUE	2012/13-4	Wet	3/8/2013 11:18:00 AM	3/22/2013 10:50:00 AM	Lead	Total	=	7.5	µg/L	EPA 200.8	0.035	0.2	WKL	
MO-HUE	2012/13-4	Wet	3/8/2013 11:18:00 AM	3/27/2013 4:49:00 PM	Mercury	Dissolved	<	3.9	ng/L	EPA 245.1	3.9	50	WKL	
MO-HUE	2012/13-4	Wet	3/8/2013 11:18:00 AM	4/3/2013 2:38:00 PM	Mercury	Total	=	76	ng/L	EPA 245.1	3.9	50	WKL	
MO-HUE	2012/13-4	Wet	3/8/2013 11:18:00 AM	3/22/2013 8:54:00 AM	Nickel	Dissolved	=	1.7	µg/L	EPA 200.8	0.13	0.8	WKL	
MO-HUE	2012/13-4	Wet	3/8/2013 11:18:00 AM	3/22/2013 10:50:00 AM	Nickel	Total	=	3.7	µg/L	EPA 200.8	0.13	0.8	WKL	
MO-HUE	2012/13-4	Wet	3/8/2013 11:18:00 AM	3/22/2013 8:54:00 AM	Selenium	Dissolved	<	0.28	µg/L	EPA 200.8	0.28	0.4	WKL	
MO-HUE	2012/13-4	Wet	3/8/2013 11:18:00 AM	3/22/2013 10:50:00 AM	Selenium	Total	DNQ	0.35	µg/L	EPA 200.8	0.28	0.4	WKL	
MO-HUE	2012/13-4	Wet	3/8/2013 11:18:00 AM	3/22/2013 8:54:00 AM	Silver	Dissolved	<	0.027	µg/L	EPA 200.8	0.027	0.2	WKL	
MO-HUE	2012/13-4	Wet	3/8/2013 11:18:00 AM	3/22/2013 10:50:00 AM	Silver	Total	DNQ	0.03	µg/L	EPA 200.8	0.027	0.2	WKL	
MO-HUE	2012/13-4	Wet	3/8/2013 11:18:00 AM	3/22/2013 8:54:00 AM	Thallium	Dissolved	<	0.009	µg/L	EPA 200.8	0.009	0.2	WKL	
MO-HUE	2012/13-4	Wet	3/8/2013 11:18:00 AM	3/22/2013 10:50:00 AM	Thallium	Total	<	0.034	µg/L	EPA 200.8	0.034	0.2	WKL	
MO-HUE	2012/13-4	Wet	3/8/2013 11:18:00 AM	3/22/2013 8:54:00 AM	Zinc	Dissolved	=	6	µg/L	EPA 200.8	1.1	5	WKL	
MO-HUE	2012/13-4	Wet	3/8/2013 11:18:00 AM	3/22/2013 10:50:00 AM	Zinc	Total	=	48	µg/L	EPA 200.8	1.1	5	WKL	
MO-HUE	2012/13-4	Wet	3/8/2013 11:18:00 AM	3/26/2013 2:07:00 PM	Ammonia as N	n/a	=	0.41	mg/L	EPA 350.1	0.048	0.1	WKL	
MO-HUE	2012/13-4	Wet	3/8/2013 11:18:00 AM	3/11/2013 5:39:00 PM	Nitrate + Nitrite as N	n/a	=	0.25	mg/L	EPA 353.2	0.01	0.1	WKL	
MO-HUE	2012/13-4	Wet	3/8/2013 11:18:00 AM	4/4/2013 7:58:00 PM	Phosphorus as P	Dissolved	=	0.064	mg/L	EPA 365.1	0.0014	0.01	WKL	
MO-HUE	2012/13-4	Wet	3/8/2013 11:18:00 AM	4/4/2013 8:29:00 PM	Phosphorus as P	Total	=	0.44	mg/L	EPA 365.1	0.0056	0.04	WKL	D
MO-HUE	2012/13-4	Wet	3/8/2013 11:18:00 AM	3/21/2013 1:25:00 PM	TKN	n/a	=	1.7	mg/L	EPA 351.2	0.074	0.1	WKL	
MO-HUE	2012/13-4	Wet	3/8/2013 11:18:00 AM	3/19/2013 5:16:00 AM	1,2,4-Trichlorobenzene	n/a	<	0.55	µg/L	EPA 625	0.55	1	WKL	
MO-HUE	2012/13-4	Wet	3/8/2013 11:18:00 AM	3/19/2013 5:16:00 AM	1,2-Dichlorobenzene	n/a	<	0.57	µg/L	EPA 625	0.57	1	WKL	
MO-HUE	2012/13-4	Wet	3/8/2013 11:18:00 AM	3/19/2013 5:16:00 AM	1,2-Diphenylhydrazine	n/a	<	0.25	µg/L	EPA 625	0.25	1	WKL	
MO-HUE	2012/13-4	Wet	3/8/2013 11:18:00 AM	3/19/2013 5:16:00 AM	1,3-Dichlorobenzene	n/a	<	0.53	µg/L	EPA 625	0.53	1	WKL	
MO-HUE	2012/13-4	Wet	3/8/2013 11:18:00 AM	3/19/2013 5:16:00 AM	1,4-Dichlorobenzene	n/a	<	0.55	µg/L	EPA 625	0.55	1	WKL	
MO-HUE	2012/13-4	Wet	3/8/2013 11:18:00 AM	4/10/2013 6:22:00 PM	1-Methylnaphthalene	n/a	<	0.1	µg/L	EPA 8270Cm	0.1	0.1	WKL	
MO-HUE	2012/13-4	Wet	3/8/2013 11:18:00 AM	4/11/2013 8:11:00 AM	2,4,5-Trichlorophenol	n/a	<	0.29	µg/L	EPA 8270Cm	0.29	1	WKL	
MO-HUE	2012/13-4	Wet	3/8/2013 11:18:00 AM	4/11/2013 8:11:00 AM	2,4,6-Trichlorophenol	n/a	<	0.3	µg/L	EPA 8270Cm	0.3	1	WKL	
MO-HUE	2012/13-4	Wet	3/8/2013 11:18:00 AM	4/11/2013 8:11:00 AM	2,4-Dichlorophenol	n/a	<	0.51	µg/L	EPA 8270Cm	0.51	1	WKL	
MO-HUE	2012/13-4	Wet	3/8/2013 11:18:00 AM	4/11/2013 8:11:00 AM	2,4-Dimethylphenol	n/a	<	1	µg/L	EPA 8270Cm	1	2	WKL	
MO-HUE	2012/13-4	Wet	3/8/2013 11:18:00 AM	4/11/2013 8:11:00 AM	2,4-Dinitrophenol	n/a	<	1	µg/L	EPA 8270Cm	1	2	WKL	
MO-HUE	2012/13-4	Wet	3/8/2013 11:18:00 AM	3/19/2013 5:16:00 AM	2,4-Dinitrotoluene	n/a	<	0.18	µg/L	EPA 625	0.18	1	WKL	
MO-HUE	2012/13-4	Wet	3/8/2013 11:18:00 AM	3/19/2013 5:16:00 AM	2,6-Dinitrotoluene	n/a	<	0.27	µg/L	EPA 625	0.27	1	WKL	
MO-HUE	2012/13-4	Wet	3/8/2013 11:18:00 AM	3/19/2013 5:16:00 AM	2-Chloronaphthalene	n/a	<	0.45	µg/L	EPA 625	0.45	1	WKL	
MO-HUE	2012/13-4	Wet	3/8/2013 11:18:00 AM	4/11/2013 8:11:00 AM	2-Chlorophenol	n/a	<	0.65	µg/L	EPA 8270Cm	0.65	1	WKL	
MO-HUE	2012/13-4	Wet	3/8/2013 11:18:00 AM	4/10/2013 6:22:00 PM	2-Methylnaphthalene	n/a	<	0.1	µg/L	EPA 8270Cm	0.1	0.1	WKL	
MO-HUE	2012/13-4	Wet	3/8/2013 11:18:00 AM	4/11/2013 8:11:00 AM	2-Methylphenol	n/a	<	0.34	µg/L	EPA 8270Cm	0.34	1	WKL	
MO-HUE	2012/13-4	Wet	3/8/2013 11:18:00 AM	4/11/2013 8:11:00 AM	2-Nitrophenol	n/a	<	0.71	µg/L	EPA 8270Cm	0.71	1	WKL	
MO-HUE	2012/13-4	Wet	3/8/2013 11:18:00 AM	3/19/2013 5:16:00 AM	3,3'-Dichlorobenzidine	n/a	<	1.2	µg/L	EPA 625	1.2	5	WKL	
MO-HUE	2012/13-4	Wet	3/8/2013 11:18:00 AM	4/11/2013 8:11:00 AM	3-/4-Methylphenol	n/a	<	0.3	µg/L	EPA 8270Cm	0.3	1	WKL	
MO-HUE	2012/13-4	Wet	3/8/2013 11:18:00 AM	4/11/2013 8:11:00 AM	4,6-Dinitro-2-methylphenol	n/a	<	0.14	µg/L	EPA 8270Cm	0.14	1	WKL	
MO-HUE	2012/13-4	Wet	3/8/2013 11:18:00 AM	3/19/2013 5:16:00 AM	4-Bromophenyl phenyl ether	n/a	<	0.36	µg/L	EPA 625	0.36	1	WKL	
MO-HUE	2012/13-4	Wet	3/8/2013 11:18:00 AM	4/11/2013 8:11:00 AM	4-Chloro-3-methylphenol	n/a	<	0.37	µg/L	EPA 8270Cm	0.37	1	WKL	

Appendix G
Laboratory Environmental Analysis Results

Site ID	Event	Event Type	Sample Date	Analysis Date	Constituent	Fraction	Sign	Result	Units	Method	MDL	Reporting Limit	Analyzing Laboratory	Qualifier
MO-HUE	2012/13-4	Wet	3/8/2013 11:18:00 AM	3/19/2013 5:16:00 AM	4-Chlorophenyl phenyl ether	n/a	<	0.41	µg/L	EPA 625	0.41	1	WKL	
MO-HUE	2012/13-4	Wet	3/8/2013 11:18:00 AM	4/11/2013 8:11:00 AM	4-Nitrophenol	n/a	<	1	µg/L	EPA 8270Cm	1	2	WKL	
MO-HUE	2012/13-4	Wet	3/8/2013 11:18:00 AM	4/10/2013 6:22:00 PM	Acenaphthene	n/a	<	0.1	µg/L	EPA 8270Cm	0.1	0.1	WKL	
MO-HUE	2012/13-4	Wet	3/8/2013 11:18:00 AM	4/10/2013 6:22:00 PM	Acenaphthylene	n/a	<	0.1	µg/L	EPA 8270Cm	0.1	0.1	WKL	
MO-HUE	2012/13-4	Wet	3/8/2013 11:18:00 AM	4/10/2013 6:22:00 PM	Anthracene	n/a	<	0.1	µg/L	EPA 8270Cm	0.1	0.1	WKL	
MO-HUE	2012/13-4	Wet	3/8/2013 11:18:00 AM	4/10/2013 6:22:00 PM	Benz(a)anthracene	n/a	<	0.1	µg/L	EPA 8270Cm	0.1	0.1	WKL	
MO-HUE	2012/13-4	Wet	3/8/2013 11:18:00 AM	3/19/2013 5:16:00 AM	Benzidine	n/a	<	3.7	µg/L	EPA 625	3.7	10	WKL	
MO-HUE	2012/13-4	Wet	3/8/2013 11:18:00 AM	4/6/2013 1:29:00 AM	Benzo(a)pyrene	n/a	<	0.07	µg/L	EPA 525.2	0.07	0.1	WKL	
MO-HUE	2012/13-4	Wet	3/8/2013 11:18:00 AM	4/10/2013 6:22:00 PM	Benzo(b)fluoranthene	n/a	<	0.1	µg/L	EPA 8270Cm	0.1	0.1	WKL	
MO-HUE	2012/13-4	Wet	3/8/2013 11:18:00 AM	4/10/2013 6:22:00 PM	Benzo(g,h,i)perylene	n/a	<	0.1	µg/L	EPA 8270Cm	0.1	0.1	WKL	
MO-HUE	2012/13-4	Wet	3/8/2013 11:18:00 AM	4/10/2013 6:22:00 PM	Benzo(k)fluoranthene	n/a	<	0.1	µg/L	EPA 8270Cm	0.1	0.1	WKL	
MO-HUE	2012/13-4	Wet	3/8/2013 11:18:00 AM	3/19/2013 5:16:00 AM	Bis(2-chloroethoxy)methane	n/a	<	0.25	µg/L	EPA 625	0.25	1	WKL	
MO-HUE	2012/13-4	Wet	3/8/2013 11:18:00 AM	3/19/2013 5:16:00 AM	Bis(2-chloroethyl)ether	n/a	<	0.27	µg/L	EPA 625	0.27	1	WKL	
MO-HUE	2012/13-4	Wet	3/8/2013 11:18:00 AM	3/19/2013 5:16:00 AM	Bis(2-chloroisopropyl)ether	n/a	<	0.38	µg/L	EPA 625	0.38	1	WKL	
MO-HUE	2012/13-4	Wet	3/8/2013 11:18:00 AM	4/6/2013 1:29:00 AM	Bis(2-ethylhexyl)adipate	n/a	<	0.1	µg/L	EPA 525.2	0.1	5	WKL	
MO-HUE	2012/13-4	Wet	3/8/2013 11:18:00 AM	4/6/2013 1:29:00 AM	Bis(2-ethylhexyl)phthalate	n/a	<	1.1	µg/L	EPA 525.2	1.1	3	WKL	
MO-HUE	2012/13-4	Wet	3/8/2013 11:18:00 AM	3/19/2013 5:16:00 AM	Butyl benzyl phthalate	n/a	DNQ	0.63	µg/L	EPA 625	0.18	1	WKL	
MO-HUE	2012/13-4	Wet	3/8/2013 11:18:00 AM	4/10/2013 6:22:00 PM	Chrysene	n/a	<	0.1	µg/L	EPA 8270Cm	0.1	0.1	WKL	
MO-HUE	2012/13-4	Wet	3/8/2013 11:18:00 AM	4/10/2013 6:22:00 PM	Dibenz(a,h)anthracene	n/a	<	0.1	µg/L	EPA 8270Cm	0.1	0.1	WKL	
MO-HUE	2012/13-4	Wet	3/8/2013 11:18:00 AM	3/19/2013 5:16:00 AM	Diethyl phthalate	n/a	DNQ	0.54	µg/L	EPA 625	0.15	1	WKL	
MO-HUE	2012/13-4	Wet	3/8/2013 11:18:00 AM	3/19/2013 5:16:00 AM	Dimethyl phthalate	n/a	=	7.2	µg/L	EPA 625	0.18	1	WKL	
MO-HUE	2012/13-4	Wet	3/8/2013 11:18:00 AM	3/19/2013 5:16:00 AM	Di-n-butylphthalate	n/a	<	0.24	µg/L	EPA 625	0.24	1	WKL	
MO-HUE	2012/13-4	Wet	3/8/2013 11:18:00 AM	3/19/2013 5:16:00 AM	Di-n-octylphthalate	n/a	<	0.19	µg/L	EPA 625	0.19	1	WKL	
MO-HUE	2012/13-4	Wet	3/8/2013 11:18:00 AM	4/10/2013 6:22:00 PM	Fluoranthene	n/a	<	0.1	µg/L	EPA 8270Cm	0.1	0.1	WKL	
MO-HUE	2012/13-4	Wet	3/8/2013 11:18:00 AM	4/10/2013 6:22:00 PM	Fluorene	n/a	<	0.1	µg/L	EPA 8270Cm	0.1	0.1	WKL	
MO-HUE	2012/13-4	Wet	3/8/2013 11:18:00 AM	3/19/2013 5:16:00 AM	Hexachlorobenzene	n/a	<	0.49	µg/L	EPA 625	0.49	1	WKL	
MO-HUE	2012/13-4	Wet	3/8/2013 11:18:00 AM	3/19/2013 5:16:00 AM	Hexachlorobutadiene	n/a	<	0.47	µg/L	EPA 625	0.47	1	WKL	
MO-HUE	2012/13-4	Wet	3/8/2013 11:18:00 AM	3/19/2013 5:16:00 AM	Hexachlorocyclopentadiene	n/a	<	1.5	µg/L	EPA 625	1.5	5	WKL	
MO-HUE	2012/13-4	Wet	3/8/2013 11:18:00 AM	3/19/2013 5:16:00 AM	Hexachloroethane	n/a	<	0.52	µg/L	EPA 625	0.52	1	WKL	
MO-HUE	2012/13-4	Wet	3/8/2013 11:18:00 AM	4/10/2013 6:22:00 PM	Indeno(1,2,3-cd)pyrene	n/a	<	0.1	µg/L	EPA 8270Cm	0.1	0.1	WKL	
MO-HUE	2012/13-4	Wet	3/8/2013 11:18:00 AM	3/19/2013 5:16:00 AM	Isophorone	n/a	<	0.21	µg/L	EPA 625	0.21	1	WKL	
MO-HUE	2012/13-4	Wet	3/8/2013 11:18:00 AM	4/10/2013 6:22:00 PM	Naphthalene	n/a	<	0.1	µg/L	EPA 8270Cm	0.1	0.1	WKL	
MO-HUE	2012/13-4	Wet	3/8/2013 11:18:00 AM	3/19/2013 5:16:00 AM	Nitrobenzene	n/a	<	0.36	µg/L	EPA 625	0.36	1	WKL	
MO-HUE	2012/13-4	Wet	3/8/2013 11:18:00 AM	3/19/2013 5:16:00 AM	N-Nitrosodimethylamine	n/a	<	0.14	µg/L	EPA 625	0.14	1	WKL	
MO-HUE	2012/13-4	Wet	3/8/2013 11:18:00 AM	3/19/2013 5:16:00 AM	N-Nitrosodi-N-propylamine	n/a	<	0.26	µg/L	EPA 625	0.26	1	WKL	
MO-HUE	2012/13-4	Wet	3/8/2013 11:18:00 AM	3/19/2013 5:16:00 AM	N-Nitrosodiphenylamine	n/a	<	0.19	µg/L	EPA 625	0.19	1	WKL	
MO-HUE	2012/13-4	Wet	3/8/2013 11:18:00 AM	4/10/2013 6:22:00 PM	Phenanthrene	n/a	<	0.1	µg/L	EPA 8270Cm	0.1	0.1	WKL	
MO-HUE	2012/13-4	Wet	3/8/2013 11:18:00 AM	4/11/2013 8:11:00 AM	Phenol	n/a	<	0.35	µg/L	EPA 8270Cm	0.35	1	WKL	
MO-HUE	2012/13-4	Wet	3/8/2013 11:18:00 AM	4/10/2013 6:22:00 PM	Pyrene	n/a	<	0.1	µg/L	EPA 8270Cm	0.1	0.1	WKL	
MO-HUE	2012/13-4	Wet	3/8/2013 11:18:00 AM	3/24/2013 1:16:00 PM	PCB Aroclor 1016	n/a	<	0.05	µg/L	EPA 608	0.05	0.5	WKL	
MO-HUE	2012/13-4	Wet	3/8/2013 11:18:00 AM	3/24/2013 1:16:00 PM	PCB Aroclor 1221	n/a	<	0.06	µg/L	EPA 608	0.06	0.5	WKL	
MO-HUE	2012/13-4	Wet	3/8/2013 11:18:00 AM	3/24/2013 1:16:00 PM	PCB Aroclor 1232	n/a	<	0.15	µg/L	EPA 608	0.15	0.5	WKL	
MO-HUE	2012/13-4	Wet	3/8/2013 11:18:00 AM	3/24/2013 1:16:00 PM	PCB Aroclor 1242	n/a	<	0.07	µg/L	EPA 608	0.07	0.5	WKL	
MO-HUE	2012/13-4	Wet	3/8/2013 11:18:00 AM	3/24/2013 1:16:00 PM	PCB Aroclor 1248	n/a	<	0.06	µg/L	EPA 608	0.06	0.5	WKL	
MO-HUE	2012/13-4	Wet	3/8/2013 11:18:00 AM	3/24/2013 1:16:00 PM	PCB Aroclor 1254	n/a	<	0.04	µg/L	EPA 608	0.04	0.5	WKL	
MO-HUE	2012/13-4	Wet	3/8/2013 11:18:00 AM	3/24/2013 1:16:00 PM	PCB Aroclor 1260	n/a	<	0.04	µg/L	EPA 608	0.04	0.5	WKL	
MO-HUE	2012/13-4	Wet	3/8/2013 11:18:00 AM	3/22/2013 1:55:00 AM	2,4,5-T	n/a	<	0.07	µg/L	EPA 515.3	0.07	0.2	WKL	
MO-HUE	2012/13-4	Wet	3/8/2013 11:18:00 AM	3/22/2013 1:55:00 AM	2,4,5-TP	n/a	<	0.09	µg/L	EPA 515.3	0.09	0.2	WKL	

Appendix G
Laboratory Environmental Analysis Results

Site ID	Event	Event Type	Sample Date	Analysis Date	Constituent	Fraction	Sign	Result	Units	Method	MDL	Reporting Limit	Analyzing Laboratory	Qualifier
MO-HUE	2012/13-4	Wet	3/8/2013 11:18:00 AM	3/22/2013 1:55:00 AM	2,4-D	n/a	<	0.07	µg/L	EPA 515.3	0.07	0.4	WKL	
MO-HUE	2012/13-4	Wet	3/8/2013 11:18:00 AM	3/22/2013 1:55:00 AM	2,4-DB	n/a	<	0.07	µg/L	EPA 515.3	0.07	2	WKL	
MO-HUE	2012/13-4	Wet	3/8/2013 11:18:00 AM	3/22/2013 1:55:00 AM	3,5-Dichlorobenzoic acid	n/a	<	0.09	µg/L	EPA 515.3	0.09	1	WKL	
MO-HUE	2012/13-4	Wet	3/8/2013 11:18:00 AM	3/24/2013 1:16:00 PM	4,4'-DDD	n/a	<	0.003	µg/L	EPA 608	0.003	0.05	WKL	
MO-HUE	2012/13-4	Wet	3/8/2013 11:18:00 AM	3/24/2013 1:16:00 PM	4,4'-DDE	n/a	<	0.0025	µg/L	EPA 608	0.0025	0.05	WKL	
MO-HUE	2012/13-4	Wet	3/8/2013 11:18:00 AM	3/24/2013 1:16:00 PM	4,4'-DDT	n/a	<	0.0031	µg/L	EPA 608	0.0031	0.01	WKL	
MO-HUE	2012/13-4	Wet	3/8/2013 11:18:00 AM	3/22/2013 1:55:00 AM	Acifluorfen	n/a	<	0.06	µg/L	EPA 515.3	0.06	0.4	WKL	
MO-HUE	2012/13-4	Wet	3/8/2013 11:18:00 AM	4/6/2013 1:29:00 AM	Alachlor	n/a	<	0.022	µg/L	EPA 525.2	0.022	0.1	WKL	
MO-HUE	2012/13-4	Wet	3/8/2013 11:18:00 AM	3/24/2013 1:16:00 PM	Aldrin	n/a	<	0.0015	µg/L	EPA 608	0.0015	0.005	WKL	
MO-HUE	2012/13-4	Wet	3/8/2013 11:18:00 AM	3/24/2013 1:16:00 PM	alpha-BHC	n/a	<	0.0018	µg/L	EPA 608	0.0018	0.01	WKL	
MO-HUE	2012/13-4	Wet	3/8/2013 11:18:00 AM	3/24/2013 1:16:00 PM	alpha-Chlordane	n/a	<	0.0041	µg/L	EPA 608	0.0041	0.01	WKL	
MO-HUE	2012/13-4	Wet	3/8/2013 11:18:00 AM	4/6/2013 1:29:00 AM	Atrazine	n/a	<	0.034	µg/L	EPA 525.2	0.034	0.1	WKL	
MO-HUE	2012/13-4	Wet	3/8/2013 11:18:00 AM	3/23/2013 12:41:00 AM	Azinphos methyl	n/a	<	0.0055	µg/L	EPA 525.2	0.0055	0.01	WKL	LB-LCSR
MO-HUE	2012/13-4	Wet	3/8/2013 11:18:00 AM	3/22/2013 1:55:00 AM	Bentazon	n/a	<	0.11	µg/L	EPA 515.3	0.11	2	WKL	
MO-HUE	2012/13-4	Wet	3/8/2013 11:18:00 AM	3/24/2013 1:16:00 PM	beta-BHC	n/a	<	0.0031	µg/L	EPA 608	0.0031	0.005	WKL	
MO-HUE	2012/13-4	Wet	3/8/2013 11:18:00 AM	3/23/2013 12:41:00 AM	Bolstar	n/a	<	0.0046	µg/L	EPA 525.2	0.0046	0.01	WKL	
MO-HUE	2012/13-4	Wet	3/8/2013 11:18:00 AM	4/6/2013 1:29:00 AM	Bromacil	n/a	<	0.038	µg/L	EPA 525.2	0.038	1	WKL	
MO-HUE	2012/13-4	Wet	3/8/2013 11:18:00 AM	4/6/2013 1:29:00 AM	Butachlor	n/a	<	0.017	µg/L	EPA 525.2	0.017	0.2	WKL	
MO-HUE	2012/13-4	Wet	3/8/2013 11:18:00 AM	4/6/2013 1:29:00 AM	Captan	n/a	<	0.86	µg/L	EPA 525.2	0.86	1	WKL	
MO-HUE	2012/13-4	Wet	3/8/2013 11:18:00 AM	3/24/2013 1:16:00 PM	Chlordane (technical)	n/a	<	0.08	µg/L	EPA 608	0.08	0.1	WKL	
MO-HUE	2012/13-4	Wet	3/8/2013 11:18:00 AM	4/6/2013 1:29:00 AM	Chloropropham	n/a	<	0.01	µg/L	EPA 525.2	0.01	0.1	WKL	
MO-HUE	2012/13-4	Wet	3/8/2013 11:18:00 AM	3/23/2013 12:41:00 AM	Chlorpyrifos	n/a	<	0.0069	µg/L	EPA 525.2	0.0069	0.01	WKL	
MO-HUE	2012/13-4	Wet	3/8/2013 11:18:00 AM	3/23/2013 12:41:00 AM	Coumaphos	n/a	<	0.0051	µg/L	EPA 525.2	0.0051	0.01	WKL	
MO-HUE	2012/13-4	Wet	3/8/2013 11:18:00 AM	4/6/2013 1:29:00 AM	Cyanazine	n/a	<	0.024	µg/L	EPA 525.2	0.024	0.1	WKL	
MO-HUE	2012/13-4	Wet	3/8/2013 11:18:00 AM	3/22/2013 1:55:00 AM	Dalapon	n/a	<	0.1	µg/L	EPA 515.3	0.1	0.4	WKL	
MO-HUE	2012/13-4	Wet	3/8/2013 11:18:00 AM	3/22/2013 1:55:00 AM	DCPA (Dacthal)	n/a	<	0.07	µg/L	EPA 515.3	0.07	0.1	WKL	
MO-HUE	2012/13-4	Wet	3/8/2013 11:18:00 AM	3/24/2013 1:16:00 PM	delta-BHC	n/a	<	0.0025	µg/L	EPA 608	0.0025	0.005	WKL	
MO-HUE	2012/13-4	Wet	3/8/2013 11:18:00 AM	3/23/2013 12:41:00 AM	Demeton-O	n/a	<	0.01	µg/L	EPA 525.2	0.01	0.01	WKL	
MO-HUE	2012/13-4	Wet	3/8/2013 11:18:00 AM	3/23/2013 12:41:00 AM	Demeton-S	n/a	<	0.01	µg/L	EPA 525.2	0.01	0.01	WKL	
MO-HUE	2012/13-4	Wet	3/8/2013 11:18:00 AM	3/23/2013 12:41:00 AM	Diazinon	n/a	<	0.0052	µg/L	EPA 525.2	0.0052	0.01	WKL	
MO-HUE	2012/13-4	Wet	3/8/2013 11:18:00 AM	3/22/2013 1:55:00 AM	Dicamba	n/a	<	0.12	µg/L	EPA 515.3	0.12	0.6	WKL	
MO-HUE	2012/13-4	Wet	3/8/2013 11:18:00 AM	3/22/2013 1:55:00 AM	Dichlorprop	n/a	<	0.08	µg/L	EPA 515.3	0.08	0.3	WKL	
MO-HUE	2012/13-4	Wet	3/8/2013 11:18:00 AM	3/23/2013 12:41:00 AM	Dichlorvos	n/a	<	0.0029	µg/L	EPA 525.2	0.0029	0.01	WKL	
MO-HUE	2012/13-4	Wet	3/8/2013 11:18:00 AM	3/24/2013 1:16:00 PM	Dieldrin	n/a	<	0.0021	µg/L	EPA 608	0.0021	0.01	WKL	
MO-HUE	2012/13-4	Wet	3/8/2013 11:18:00 AM	3/23/2013 12:41:00 AM	Dimethoate	n/a	<	0.0062	µg/L	EPA 525.2	0.0062	0.01	WKL	
MO-HUE	2012/13-4	Wet	3/8/2013 11:18:00 AM	3/22/2013 1:55:00 AM	Dinoseb	n/a	<	0.14	µg/L	EPA 515.3	0.14	0.4	WKL	
MO-HUE	2012/13-4	Wet	3/8/2013 11:18:00 AM	4/6/2013 1:29:00 AM	Diphenamid	n/a	<	0.024	µg/L	EPA 525.2	0.024	0.1	WKL	
MO-HUE	2012/13-4	Wet	3/8/2013 11:18:00 AM	3/23/2013 12:41:00 AM	Disulfoton	n/a	<	0.01	µg/L	EPA 525.2	0.01	0.01	WKL	
MO-HUE	2012/13-4	Wet	3/8/2013 11:18:00 AM	3/24/2013 1:16:00 PM	Endosulfan I	n/a	<	0.0017	µg/L	EPA 608	0.0017	0.02	WKL	
MO-HUE	2012/13-4	Wet	3/8/2013 11:18:00 AM	3/24/2013 1:16:00 PM	Endosulfan II	n/a	<	0.0019	µg/L	EPA 608	0.0019	0.01	WKL	
MO-HUE	2012/13-4	Wet	3/8/2013 11:18:00 AM	3/24/2013 1:16:00 PM	Endosulfan sulfate	n/a	<	0.008	µg/L	EPA 608	0.008	0.05	WKL	
MO-HUE	2012/13-4	Wet	3/8/2013 11:18:00 AM	3/24/2013 1:16:00 PM	Endrin	n/a	<	0.0028	µg/L	EPA 608	0.0028	0.01	WKL	
MO-HUE	2012/13-4	Wet	3/8/2013 11:18:00 AM	3/24/2013 1:16:00 PM	Endrin aldehyde	n/a	<	0.003	µg/L	EPA 608	0.003	0.01	WKL	
MO-HUE	2012/13-4	Wet	3/8/2013 11:18:00 AM	4/6/2013 1:29:00 AM	EPTC	n/a	<	0.017	µg/L	EPA 525.2	0.017	1	WKL	
MO-HUE	2012/13-4	Wet	3/8/2013 11:18:00 AM	3/23/2013 12:41:00 AM	Ethoprop	n/a	<	0.0067	µg/L	EPA 525.2	0.0067	0.01	WKL	
MO-HUE	2012/13-4	Wet	3/8/2013 11:18:00 AM	3/23/2013 12:41:00 AM	Ethyl parathion	n/a	<	0.0054	µg/L	EPA 525.2	0.0054	0.01	WKL	
MO-HUE	2012/13-4	Wet	3/8/2013 11:18:00 AM	3/23/2013 12:41:00 AM	Fensulfothion	n/a	<	0.0029	µg/L	EPA 525.2	0.0029	0.01	WKL	
MO-HUE	2012/13-4	Wet	3/8/2013 11:18:00 AM	3/23/2013 12:41:00 AM	Fenthion	n/a	<	0.0038	µg/L	EPA 525.2	0.0038	0.01	WKL	

Appendix G
Laboratory Environmental Analysis Results

Site ID	Event	Event Type	Sample Date	Analysis Date	Constituent	Fraction	Sign	Result	Units	Method	MDL	Reporting Limit	Analyzing Laboratory	Qualifier
MO-HUE	2012/13-4	Wet	3/8/2013 11:18:00 AM	3/24/2013 1:16:00 PM	gamma-BHC (Lindane)	n/a	<	0.0021	µg/L	EPA 608	0.0021	0.02	WKL	
MO-HUE	2012/13-4	Wet	3/8/2013 11:18:00 AM	3/24/2013 1:16:00 PM	gamma-Chlordane	n/a	<	0.0044	µg/L	EPA 608	0.0044	0.01	WKL	
MO-HUE	2012/13-4	Wet	3/8/2013 11:18:00 AM	3/12/2013 4:53:00 PM	Glyphosate	n/a	DNQ	4.2	µg/L	EPA 547	1.8	5	WKL	
MO-HUE	2012/13-4	Wet	3/8/2013 11:18:00 AM	3/24/2013 1:16:00 PM	Heptachlor	n/a	<	0.0017	µg/L	EPA 608	0.0017	0.01	WKL	
MO-HUE	2012/13-4	Wet	3/8/2013 11:18:00 AM	3/24/2013 1:16:00 PM	Heptachlor epoxide	n/a	<	0.0019	µg/L	EPA 608	0.0019	0.01	WKL	
MO-HUE	2012/13-4	Wet	3/8/2013 11:18:00 AM	3/23/2013 12:41:00 AM	Malathion	n/a	<	0.0076	µg/L	EPA 525.2	0.0076	0.01	WKL	
MO-HUE	2012/13-4	Wet	3/8/2013 11:18:00 AM	3/23/2013 12:41:00 AM	Merphos	n/a	<	0.0058	µg/L	EPA 525.2	0.0058	0.01	WKL	
MO-HUE	2012/13-4	Wet	3/8/2013 11:18:00 AM	3/24/2013 1:16:00 PM	Methoxychlor	n/a	<	0.0054	µg/L	EPA 608	0.0054	0.02	WKL	
MO-HUE	2012/13-4	Wet	3/8/2013 11:18:00 AM	3/23/2013 12:41:00 AM	Methyl parathion	n/a	<	0.0063	µg/L	EPA 525.2	0.0063	0.01	WKL	
MO-HUE	2012/13-4	Wet	3/8/2013 11:18:00 AM	4/6/2013 1:29:00 AM	Metolachlor	n/a	<	0.012	µg/L	EPA 525.2	0.012	0.1	WKL	
MO-HUE	2012/13-4	Wet	3/8/2013 11:18:00 AM	4/6/2013 1:29:00 AM	Metribuzin	n/a	<	0.015	µg/L	EPA 525.2	0.015	0.1	WKL	
MO-HUE	2012/13-4	Wet	3/8/2013 11:18:00 AM	3/23/2013 12:41:00 AM	Mevinphos	n/a	<	0.0042	µg/L	EPA 525.2	0.0042	0.01	WKL	
MO-HUE	2012/13-4	Wet	3/8/2013 11:18:00 AM	4/6/2013 1:29:00 AM	Molinate	n/a	<	0.039	µg/L	EPA 525.2	0.039	0.1	WKL	
MO-HUE	2012/13-4	Wet	3/8/2013 11:18:00 AM	3/23/2013 12:41:00 AM	Naled	n/a	<	0.0076	µg/L	EPA 525.2	0.0076	0.01	WKL	
MO-HUE	2012/13-4	Wet	3/8/2013 11:18:00 AM	3/22/2013 1:55:00 AM	Pentachlorophenol	n/a	<	0.04	µg/L	EPA 515.3	0.04	0.2	WKL	
MO-HUE	2012/13-4	Wet	3/8/2013 11:18:00 AM	3/23/2013 12:41:00 AM	Phorate	n/a	<	0.003	µg/L	EPA 525.2	0.003	0.01	WKL	
MO-HUE	2012/13-4	Wet	3/8/2013 11:18:00 AM	3/22/2013 1:55:00 AM	Picloram	n/a	<	0.05	µg/L	EPA 515.3	0.05	0.6	WKL	
MO-HUE	2012/13-4	Wet	3/8/2013 11:18:00 AM	4/6/2013 1:29:00 AM	Prometon	n/a	<	0.024	µg/L	EPA 525.2	0.024	0.2	WKL	
MO-HUE	2012/13-4	Wet	3/8/2013 11:18:00 AM	4/6/2013 1:29:00 AM	Prometryn	n/a	<	0.036	µg/L	EPA 525.2	0.036	0.1	WKL	
MO-HUE	2012/13-4	Wet	3/8/2013 11:18:00 AM	3/23/2013 12:41:00 AM	Ronnel (Fenchlorphos)	n/a	<	0.0041	µg/L	EPA 525.2	0.0041	0.01	WKL	
MO-HUE	2012/13-4	Wet	3/8/2013 11:18:00 AM	4/6/2013 1:29:00 AM	Simazine	n/a	<	0.015	µg/L	EPA 525.2	0.015	0.1	WKL	
MO-HUE	2012/13-4	Wet	3/8/2013 11:18:00 AM	3/23/2013 12:41:00 AM	Stirophos (Tetrachlorvinphos)	n/a	<	0.0031	µg/L	EPA 525.2	0.0031	0.01	WKL	LB-LCSR
MO-HUE	2012/13-4	Wet	3/8/2013 11:18:00 AM	4/6/2013 1:29:00 AM	Terbacil	n/a	<	0.55	µg/L	EPA 525.2	0.55	2	WKL	
MO-HUE	2012/13-4	Wet	3/8/2013 11:18:00 AM	4/6/2013 1:29:00 AM	Thiobencarb	n/a	<	0.025	µg/L	EPA 525.2	0.025	0.2	WKL	
MO-HUE	2012/13-4	Wet	3/8/2013 11:18:00 AM	3/23/2013 12:41:00 AM	Tokuthion	n/a	<	0.0078	µg/L	EPA 525.2	0.0078	0.01	WKL	
MO-HUE	2012/13-4	Wet	3/8/2013 11:18:00 AM	3/24/2013 1:16:00 PM	Toxaphene	n/a	<	0.12	µg/L	EPA 608	0.12	0.5	WKL	
MO-HUE	2012/13-4	Wet	3/8/2013 11:18:00 AM	3/23/2013 12:41:00 AM	Trichloronate	n/a	<	0.0067	µg/L	EPA 525.2	0.0067	0.01	WKL	
MO-HUE	2012/13-4	Wet	3/8/2013 11:18:00 AM	4/6/2013 1:29:00 AM	Trithion	n/a	<	0.012	µg/L	EPA 525.2	0.012	0.1	WKL	
MO-HUE	2012/13-5	Dry	4/30/2013 10:40:00 AM	5/13/2013 9:13:00 PM	Chloride	n/a	=	3500	mg/L	EPA 300.0	10	50	WKL	D
MO-HUE	2012/13-5	Dry	4/30/2013 10:40:00 AM	5/13/2013 9:13:00 PM	Fluoride	n/a	=	0.51	mg/L	EPA 300.0	0.04	0.2	WKL	D
MO-HUE	2012/13-5	Dry	4/30/2013 10:40:00 AM	5/14/2013 3:55:00 AM	Perchlorate	n/a	<	4.8	µg/L	EPA 314.0	4.8	10	WKL	D
MO-HUE	2012/13-5	Dry	4/30/2013 10:40:00 AM	5/1/2013 8:09:00 AM	E. Coli	n/a	=	4884	MPN/100 mL	MMO-MUG	10	10	VCHCA	
MO-HUE	2012/13-5	Dry	4/30/2013 10:40:00 AM	5/4/2013 1:03:00 PM	Fecal Coliform	n/a	=	9000	MPN/100 mL	SM 9221 E	2	2	VCHCA	
MO-HUE	2012/13-5	Dry	4/30/2013 10:40:00 AM	5/1/2013 8:09:00 AM	Total Coliform	n/a	=	88000	MPN/100 mL	MMO-MUG	1000	1000	VCHCA	
MO-HUE	2012/13-5	Dry	4/30/2013 10:40:00 AM	5/14/2013 3:39:00 PM	Calcium	Total	=	255	mg/L	EPA 200.7	0.016	0.1	WKL	
MO-HUE	2012/13-5	Dry	4/30/2013 10:40:00 AM	5/14/2013 3:39:00 PM	Magnesium	Total	=	235	mg/L	EPA 200.7	0.012	0.1	WKL	
MO-HUE	2012/13-5	Dry	4/30/2013 10:40:00 AM	5/6/2013 9:42:00 PM	Alkalinity as CaCO3	n/a	=	390	mg/L	SM 2320 B	0.56	10	WKL	
MO-HUE	2012/13-5	Dry	4/30/2013 10:40:00 AM	5/6/2013 5:46:00 PM	BOD	n/a	=	2.2	mg/L	SM 5210 B	0.1	2	WKL	
MO-HUE	2012/13-5	Dry	4/30/2013 10:40:00 AM	5/8/2013 10:29:00 PM	COD	n/a	=	36	mg/L	EPA 410.4	0.73	5	WKL	
MO-HUE	2012/13-5	Dry	4/30/2013 10:40:00 AM	4/30/2013 10:40:00 AM	Conductivity	n/a	=	9280	µmhos/cm	Field Meter	-88	1	Field Crew	
MO-HUE	2012/13-5	Dry	4/30/2013 10:40:00 AM	5/13/2013 1:52:00 PM	Cyanide	Total	<	0.0027	mg/L	EPA 335.4	0.0027	0.005	WKL	
MO-HUE	2012/13-5	Dry	4/30/2013 10:40:00 AM	4/30/2013 10:40:00 AM	DO	n/a	=	57	%	Field Meter	-88	0.1	Field Crew	
MO-HUE	2012/13-5	Dry	4/30/2013 10:40:00 AM	4/30/2013 10:40:00 AM	DO	n/a	=	5.13	mg/L	Field Meter	-88	0.3	Field Crew	
MO-HUE	2012/13-5	Dry	4/30/2013 10:40:00 AM	5/14/2013 3:39:00 PM	Hardness as CaCO3	Total	=	1600	mg/L	EPA 200.7	0.0894	0.662	WKL	
MO-HUE	2012/13-5	Dry	4/30/2013 10:40:00 AM	5/1/2013 6:30:00 PM	MBAS	n/a	=	0.078	mg/L	SM 5540 C	0.023	0.06	WKL	
MO-HUE	2012/13-5	Dry	4/30/2013 10:40:00 AM	4/30/2013 10:40:00 AM	pH	n/a	=	7.48	pH Units	Field Meter	-88	0.01	Field Crew	
MO-HUE	2012/13-5	Dry	4/30/2013 10:40:00 AM	5/10/2013 4:05:00 PM	Phenolics	n/a	=	0.061	mg/L	EPA 420.4	0.0042	0.01	WKL	LB-MSR
MO-HUE	2012/13-5	Dry	4/30/2013 10:40:00 AM	4/30/2013 10:40:00 AM	Salinity	n/a	=	6200	mg/L	Field Meter	-88	100	Field Crew	

Appendix G
Laboratory Environmental Analysis Results

Site ID	Event	Event Type	Sample Date	Analysis Date	Constituent	Fraction	Sign	Result	Units	Method	MDL	Reporting Limit	Analyzing Laboratory	Qualifier
MO-HUE	2012/13-5	Dry	4/30/2013 10:40:00 AM	4/30/2013 10:40:00 AM	Specific Conductance	n/a	=	10820	µmhos/cm	Field Meter	-88	1	Field Crew	
MO-HUE	2012/13-5	Dry	4/30/2013 10:40:00 AM	5/6/2013 6:04:00 PM	Specific Conductance	n/a	=	13000	µmhos/cm	SM 2510 B	2.3	20	WKL	D
MO-HUE	2012/13-5	Dry	4/30/2013 10:40:00 AM	4/30/2013 10:40:00 AM	Temperature	n/a	=	17.7	°C	Field Meter	-88	0.1	Field Crew	
MO-HUE	2012/13-5	Dry	4/30/2013 10:40:00 AM	5/1/2013 7:50:00 PM	Total Dissolved Solids	n/a	=	6400	mg/L	SM 2540 C	4	10	WKL	
MO-HUE	2012/13-5	Dry	4/30/2013 10:40:00 AM	5/10/2013 1:46:00 PM	Total Organic Carbon	n/a	=	2.7	mg/L	SM 5310 C	0.018	0.6	WKL	D
MO-HUE	2012/13-5	Dry	4/30/2013 10:40:00 AM	5/1/2013 6:05:00 PM	Total Suspended Solids	n/a	=	11	mg/L	SM 2540 D	5	5	WKL	
MO-HUE	2012/13-5	Dry	4/30/2013 10:40:00 AM	5/1/2013 6:12:00 PM	Turbidity	n/a	=	19	NTU	EPA 180.1	0.024	0.1	WKL	
MO-HUE	2012/13-5	Dry	4/30/2013 10:40:00 AM	5/1/2013 6:05:00 PM	Volatile Suspended Solids	n/a	<	3.1	mg/L	EPA 160.4	3.1	5	WKL	
MO-HUE	2012/13-5	Dry	4/30/2013 10:40:00 AM	5/3/2013 2:51:00 PM	Oil and Grease	n/a	<	1.3	mg/L	EPA 1664A	1.3	5	WKL	
MO-HUE	2012/13-5	Dry	4/30/2013 10:40:00 AM	5/3/2013 2:51:00 PM	TPH	n/a	<	1.9	mg/L	EPA 1664A	1.9	5	WKL	
MO-HUE	2012/13-5	Dry	4/30/2013 10:40:00 AM	5/14/2013 2:20:00 PM	Aluminum	Dissolved	DNQ	2.3	µg/L	EPA 200.8	2.1	5	WKL	
MO-HUE	2012/13-5	Dry	4/30/2013 10:40:00 AM	5/14/2013 2:28:00 PM	Aluminum	Total	=	55	µg/L	EPA 200.8	2.1	5	WKL	
MO-HUE	2012/13-5	Dry	4/30/2013 10:40:00 AM	5/14/2013 2:20:00 PM	Antimony	Dissolved	DNQ	0.06	µg/L	EPA 200.8	0.034	0.5	WKL	
MO-HUE	2012/13-5	Dry	4/30/2013 10:40:00 AM	5/14/2013 2:28:00 PM	Antimony	Total	DNQ	0.06	µg/L	EPA 200.8	0.034	0.5	WKL	
MO-HUE	2012/13-5	Dry	4/30/2013 10:40:00 AM	5/14/2013 2:20:00 PM	Arsenic	Dissolved	=	1.4	µg/L	EPA 200.8	0.13	0.4	WKL	
MO-HUE	2012/13-5	Dry	4/30/2013 10:40:00 AM	5/14/2013 2:28:00 PM	Arsenic	Total	=	2	µg/L	EPA 200.8	0.13	0.4	WKL	
MO-HUE	2012/13-5	Dry	4/30/2013 10:40:00 AM	5/14/2013 2:28:00 PM	Barium	Total	=	64	µg/L	EPA 200.8	0.097	0.5	WKL	
MO-HUE	2012/13-5	Dry	4/30/2013 10:40:00 AM	5/14/2013 2:20:00 PM	Beryllium	Dissolved	<	0.015	µg/L	EPA 200.8	0.015	0.1	WKL	
MO-HUE	2012/13-5	Dry	4/30/2013 10:40:00 AM	5/14/2013 2:52:00 PM	Beryllium	Total	<	0.015	µg/L	EPA 200.8	0.015	0.1	WKL	
MO-HUE	2012/13-5	Dry	4/30/2013 10:40:00 AM	5/14/2013 2:20:00 PM	Cadmium	Dissolved	DNQ	0.08	µg/L	EPA 200.8	0.017	0.1	WKL	
MO-HUE	2012/13-5	Dry	4/30/2013 10:40:00 AM	5/14/2013 2:28:00 PM	Cadmium	Total	=	0.1	µg/L	EPA 200.8	0.017	0.1	WKL	
MO-HUE	2012/13-5	Dry	4/30/2013 10:40:00 AM	5/14/2013 2:20:00 PM	Chromium	Dissolved	DNQ	0.05	µg/L	EPA 200.8	0.024	0.2	WKL	
MO-HUE	2012/13-5	Dry	4/30/2013 10:40:00 AM	5/14/2013 2:28:00 PM	Chromium	Total	DNQ	0.16	µg/L	EPA 200.8	0.024	0.2	WKL	
MO-HUE	2012/13-5	Dry	4/30/2013 10:40:00 AM	5/3/2013 5:03:00 PM	Chromium VI	n/a	<	0.0059	µg/L	EPA 218.6	0.0059	0.3	WKL	
MO-HUE	2012/13-5	Dry	4/30/2013 10:40:00 AM	5/14/2013 2:20:00 PM	Copper	Dissolved	=	0.5	µg/L	EPA 200.8	0.036	0.5	WKL	
MO-HUE	2012/13-5	Dry	4/30/2013 10:40:00 AM	5/14/2013 2:28:00 PM	Copper	Total	DNQ	0.43	µg/L	EPA 200.8	0.036	0.5	WKL	
MO-HUE	2012/13-5	Dry	4/30/2013 10:40:00 AM	5/14/2013 3:37:00 PM	Iron	Dissolved	=	18	µg/L	EPA 200.7	1.1	10	WKL	
MO-HUE	2012/13-5	Dry	4/30/2013 10:40:00 AM	5/14/2013 3:39:00 PM	Iron	Total	=	1600	µg/L	EPA 200.7	1.1	10	WKL	
MO-HUE	2012/13-5	Dry	4/30/2013 10:40:00 AM	5/14/2013 2:20:00 PM	Lead	Dissolved	DNQ	0.06	µg/L	EPA 200.8	0.024	0.2	WKL	
MO-HUE	2012/13-5	Dry	4/30/2013 10:40:00 AM	5/14/2013 2:28:00 PM	Lead	Total	=	0.39	µg/L	EPA 200.8	0.024	0.2	WKL	
MO-HUE	2012/13-5	Dry	4/30/2013 10:40:00 AM	5/8/2013 3:30:00 PM	Mercury	Dissolved	<	3.9	ng/L	EPA 245.1	3.9	50	WKL	
MO-HUE	2012/13-5	Dry	4/30/2013 10:40:00 AM	5/8/2013 3:30:00 PM	Mercury	Total	<	3.9	ng/L	EPA 245.1	3.9	50	WKL	
MO-HUE	2012/13-5	Dry	4/30/2013 10:40:00 AM	5/14/2013 2:20:00 PM	Nickel	Dissolved	=	1.5	µg/L	EPA 200.8	0.091	0.8	WKL	
MO-HUE	2012/13-5	Dry	4/30/2013 10:40:00 AM	5/14/2013 2:28:00 PM	Nickel	Total	=	1.6	µg/L	EPA 200.8	0.091	0.8	WKL	
MO-HUE	2012/13-5	Dry	4/30/2013 10:40:00 AM	5/15/2013 6:50:00 PM	Selenium	Dissolved	DNQ	0.22	µg/L	EPA 200.8	0.081	0.4	WKL	
MO-HUE	2012/13-5	Dry	4/30/2013 10:40:00 AM	5/15/2013 6:54:00 PM	Selenium	Total	DNQ	0.26	µg/L	EPA 200.8	0.081	0.4	WKL	
MO-HUE	2012/13-5	Dry	4/30/2013 10:40:00 AM	5/14/2013 2:20:00 PM	Silver	Dissolved	DNQ	0.02	µg/L	EPA 200.8	0.012	0.2	WKL	
MO-HUE	2012/13-5	Dry	4/30/2013 10:40:00 AM	5/14/2013 2:28:00 PM	Silver	Total	<	0.012	µg/L	EPA 200.8	0.012	0.2	WKL	
MO-HUE	2012/13-5	Dry	4/30/2013 10:40:00 AM	5/14/2013 2:20:00 PM	Thallium	Dissolved	<	0.034	µg/L	EPA 200.8	0.034	0.2	WKL	
MO-HUE	2012/13-5	Dry	4/30/2013 10:40:00 AM	5/14/2013 2:28:00 PM	Thallium	Total	<	0.034	µg/L	EPA 200.8	0.034	0.2	WKL	
MO-HUE	2012/13-5	Dry	4/30/2013 10:40:00 AM	5/14/2013 2:20:00 PM	Zinc	Dissolved	DNQ	2.1	µg/L	EPA 200.8	0.5	5	WKL	
MO-HUE	2012/13-5	Dry	4/30/2013 10:40:00 AM	5/14/2013 2:28:00 PM	Zinc	Total	DNQ	2.2	µg/L	EPA 200.8	0.5	5	WKL	
MO-HUE	2012/13-5	Dry	4/30/2013 10:40:00 AM	5/9/2013 4:19:00 PM	Ammonia as N	n/a	=	0.7	mg/L	EPA 350.1	0.048	0.1	WKL	
MO-HUE	2012/13-5	Dry	4/30/2013 10:40:00 AM	5/9/2013 2:55:00 PM	Nitrate + Nitrite as N	n/a	=	0.16	mg/L	EPA 353.2	0.01	0.1	WKL	
MO-HUE	2012/13-5	Dry	4/30/2013 10:40:00 AM	5/20/2013 7:36:00 PM	Phosphorus as P	Dissolved	=	0.21	mg/L	EPA 365.1	0.007	0.05	WKL	D
MO-HUE	2012/13-5	Dry	4/30/2013 10:40:00 AM	5/24/2013 6:41:00 PM	Phosphorus as P	Total	=	0.46	mg/L	EPA 365.1	0.0056	0.04	WKL	D
MO-HUE	2012/13-5	Dry	4/30/2013 10:40:00 AM	5/20/2013 12:34:00 PM	TKN	n/a	=	1.5	mg/L	EPA 351.2	0.05	0.1	WKL	
MO-HUE	2012/13-5	Dry	4/30/2013 10:40:00 AM	5/15/2013 7:31:00 PM	1,2,4-Trichlorobenzene	n/a	<	0.55	µg/L	EPA 625	0.55	1	WKL	

Appendix G
Laboratory Environmental Analysis Results

Site ID	Event	Event Type	Sample Date	Analysis Date	Constituent	Fraction	Sign	Result	Units	Method	MDL	Reporting Limit	Analyzing Laboratory	Qualifier
MO-HUE	2012/13-5	Dry	4/30/2013 10:40:00 AM	5/15/2013 7:31:00 PM	1,2-Dichlorobenzene	n/a	<	0.57	µg/L	EPA 625	0.57	1	WKL	
MO-HUE	2012/13-5	Dry	4/30/2013 10:40:00 AM	5/15/2013 7:31:00 PM	1,2-Diphenylhydrazine	n/a	<	0.25	µg/L	EPA 625	0.25	1	WKL	
MO-HUE	2012/13-5	Dry	4/30/2013 10:40:00 AM	5/15/2013 7:31:00 PM	1,3-Dichlorobenzene	n/a	<	0.53	µg/L	EPA 625	0.53	1	WKL	
MO-HUE	2012/13-5	Dry	4/30/2013 10:40:00 AM	5/15/2013 7:31:00 PM	1,4-Dichlorobenzene	n/a	<	0.55	µg/L	EPA 625	0.55	1	WKL	
MO-HUE	2012/13-5	Dry	4/30/2013 10:40:00 AM	5/11/2013 11:57:00 AM	1-Methylnaphthalene	n/a	<	0.1	µg/L	EPA 8270Cm	0.1	0.1	WKL	
MO-HUE	2012/13-5	Dry	4/30/2013 10:40:00 AM	5/10/2013 10:04:00 PM	2,4,5-Trichlorophenol	n/a	<	0.29	µg/L	EPA 8270Cm	0.29	1	WKL	
MO-HUE	2012/13-5	Dry	4/30/2013 10:40:00 AM	5/10/2013 10:04:00 PM	2,4,6-Trichlorophenol	n/a	<	0.3	µg/L	EPA 8270Cm	0.3	1	WKL	
MO-HUE	2012/13-5	Dry	4/30/2013 10:40:00 AM	5/10/2013 10:04:00 PM	2,4-Dichlorophenol	n/a	<	0.51	µg/L	EPA 8270Cm	0.51	1	WKL	
MO-HUE	2012/13-5	Dry	4/30/2013 10:40:00 AM	5/10/2013 10:04:00 PM	2,4-Dimethylphenol	n/a	<	1	µg/L	EPA 8270Cm	1	2	WKL	
MO-HUE	2012/13-5	Dry	4/30/2013 10:40:00 AM	5/10/2013 10:04:00 PM	2,4-Dinitrophenol	n/a	<	1	µg/L	EPA 8270Cm	1	2	WKL	
MO-HUE	2012/13-5	Dry	4/30/2013 10:40:00 AM	5/15/2013 7:31:00 PM	2,4-Dinitrotoluene	n/a	<	0.18	µg/L	EPA 625	0.18	1	WKL	
MO-HUE	2012/13-5	Dry	4/30/2013 10:40:00 AM	5/15/2013 7:31:00 PM	2,6-Dinitrotoluene	n/a	<	0.27	µg/L	EPA 625	0.27	1	WKL	
MO-HUE	2012/13-5	Dry	4/30/2013 10:40:00 AM	5/1/2013 4:42:00 PM	2-Chloroethyl vinyl ether	n/a	<	0.28	µg/L	EPA 624	0.28	1	WKL	
MO-HUE	2012/13-5	Dry	4/30/2013 10:40:00 AM	5/15/2013 7:31:00 PM	2-Chloronaphthalene	n/a	<	0.45	µg/L	EPA 625	0.45	1	WKL	
MO-HUE	2012/13-5	Dry	4/30/2013 10:40:00 AM	5/10/2013 10:04:00 PM	2-Chlorophenol	n/a	<	0.65	µg/L	EPA 8270Cm	0.65	1	WKL	
MO-HUE	2012/13-5	Dry	4/30/2013 10:40:00 AM	5/11/2013 11:57:00 AM	2-Methylnaphthalene	n/a	<	0.1	µg/L	EPA 8270Cm	0.1	0.1	WKL	
MO-HUE	2012/13-5	Dry	4/30/2013 10:40:00 AM	5/10/2013 10:04:00 PM	2-Methylphenol	n/a	<	0.34	µg/L	EPA 8270Cm	0.34	1	WKL	
MO-HUE	2012/13-5	Dry	4/30/2013 10:40:00 AM	5/10/2013 10:04:00 PM	2-Nitrophenol	n/a	<	0.71	µg/L	EPA 8270Cm	0.71	1	WKL	
MO-HUE	2012/13-5	Dry	4/30/2013 10:40:00 AM	5/15/2013 7:31:00 PM	3,3'-Dichlorobenzidine	n/a	<	1.2	µg/L	EPA 625	1.2	5	WKL	
MO-HUE	2012/13-5	Dry	4/30/2013 10:40:00 AM	5/10/2013 10:04:00 PM	3-/4-Methylphenol	n/a	<	0.3	µg/L	EPA 8270Cm	0.3	1	WKL	
MO-HUE	2012/13-5	Dry	4/30/2013 10:40:00 AM	5/10/2013 10:04:00 PM	4,6-Dinitro-2-methylphenol	n/a	<	0.14	µg/L	EPA 8270Cm	0.14	1	WKL	
MO-HUE	2012/13-5	Dry	4/30/2013 10:40:00 AM	5/15/2013 7:31:00 PM	4-Bromophenyl phenyl ether	n/a	<	0.36	µg/L	EPA 625	0.36	1	WKL	LB-LCSR
MO-HUE	2012/13-5	Dry	4/30/2013 10:40:00 AM	5/10/2013 10:04:00 PM	4-Chloro-3-methylphenol	n/a	<	0.37	µg/L	EPA 8270Cm	0.37	1	WKL	
MO-HUE	2012/13-5	Dry	4/30/2013 10:40:00 AM	5/15/2013 7:31:00 PM	4-Chlorophenyl phenyl ether	n/a	<	0.41	µg/L	EPA 625	0.41	1	WKL	
MO-HUE	2012/13-5	Dry	4/30/2013 10:40:00 AM	5/10/2013 10:04:00 PM	4-Nitrophenol	n/a	<	1	µg/L	EPA 8270Cm	1	2	WKL	
MO-HUE	2012/13-5	Dry	4/30/2013 10:40:00 AM	5/11/2013 11:57:00 AM	Acenaphthene	n/a	<	0.1	µg/L	EPA 8270Cm	0.1	0.1	WKL	
MO-HUE	2012/13-5	Dry	4/30/2013 10:40:00 AM	5/11/2013 11:57:00 AM	Acenaphthylene	n/a	<	0.1	µg/L	EPA 8270Cm	0.1	0.1	WKL	
MO-HUE	2012/13-5	Dry	4/30/2013 10:40:00 AM	5/11/2013 11:57:00 AM	Anthracene	n/a	<	0.1	µg/L	EPA 8270Cm	0.1	0.1	WKL	
MO-HUE	2012/13-5	Dry	4/30/2013 10:40:00 AM	5/11/2013 11:57:00 AM	Benz(a)anthracene	n/a	<	0.1	µg/L	EPA 8270Cm	0.1	0.1	WKL	
MO-HUE	2012/13-5	Dry	4/30/2013 10:40:00 AM	5/15/2013 7:31:00 PM	Benzidine	n/a	<	3.7	µg/L	EPA 625	3.7	10	WKL	
MO-HUE	2012/13-5	Dry	4/30/2013 10:40:00 AM	5/3/2013 5:37:00 PM	Benzo(a)pyrene	n/a	<	0.07	µg/L	EPA 525.2	0.07	0.1	WKL	
MO-HUE	2012/13-5	Dry	4/30/2013 10:40:00 AM	5/11/2013 11:57:00 AM	Benzo(b)fluoranthene	n/a	<	0.1	µg/L	EPA 8270Cm	0.1	0.1	WKL	
MO-HUE	2012/13-5	Dry	4/30/2013 10:40:00 AM	5/11/2013 11:57:00 AM	Benzo(g,h,i)perylene	n/a	<	0.1	µg/L	EPA 8270Cm	0.1	0.1	WKL	
MO-HUE	2012/13-5	Dry	4/30/2013 10:40:00 AM	5/11/2013 11:57:00 AM	Benzo(k)fluoranthene	n/a	<	0.1	µg/L	EPA 8270Cm	0.1	0.1	WKL	
MO-HUE	2012/13-5	Dry	4/30/2013 10:40:00 AM	5/15/2013 7:31:00 PM	Bis(2-chloroethoxy)methane	n/a	<	0.25	µg/L	EPA 625	0.25	1	WKL	
MO-HUE	2012/13-5	Dry	4/30/2013 10:40:00 AM	5/15/2013 7:31:00 PM	Bis(2-chloroethyl)ether	n/a	<	0.27	µg/L	EPA 625	0.27	1	WKL	
MO-HUE	2012/13-5	Dry	4/30/2013 10:40:00 AM	5/15/2013 7:31:00 PM	Bis(2-chloroisopropyl)ether	n/a	<	0.38	µg/L	EPA 625	0.38	1	WKL	
MO-HUE	2012/13-5	Dry	4/30/2013 10:40:00 AM	5/3/2013 5:37:00 PM	Bis(2-ethylhexyl)adipate	n/a	<	0.1	µg/L	EPA 525.2	0.1	5	WKL	
MO-HUE	2012/13-5	Dry	4/30/2013 10:40:00 AM	5/3/2013 5:37:00 PM	Bis(2-ethylhexyl)phthalate	n/a	<	1.1	µg/L	EPA 525.2	1.1	3	WKL	
MO-HUE	2012/13-5	Dry	4/30/2013 10:40:00 AM	5/15/2013 7:31:00 PM	Butyl benzyl phthalate	n/a	DNQ	0.48	µg/L	EPA 625	0.18	1	WKL	
MO-HUE	2012/13-5	Dry	4/30/2013 10:40:00 AM	5/11/2013 11:57:00 AM	Chrysene	n/a	<	0.1	µg/L	EPA 8270Cm	0.1	0.1	WKL	
MO-HUE	2012/13-5	Dry	4/30/2013 10:40:00 AM	5/11/2013 11:57:00 AM	Dibenz(a,h)anthracene	n/a	<	0.1	µg/L	EPA 8270Cm	0.1	0.1	WKL	
MO-HUE	2012/13-5	Dry	4/30/2013 10:40:00 AM	5/15/2013 7:31:00 PM	Diethyl phthalate	n/a	DNQ	0.39	µg/L	EPA 625	0.15	1	WKL	
MO-HUE	2012/13-5	Dry	4/30/2013 10:40:00 AM	5/15/2013 7:31:00 PM	Dimethyl phthalate	n/a	=	7.1	µg/L	EPA 625	0.18	1	WKL	
MO-HUE	2012/13-5	Dry	4/30/2013 10:40:00 AM	5/15/2013 7:31:00 PM	Di-n-butylphthalate	n/a	<	0.24	µg/L	EPA 625	0.24	1	WKL	
MO-HUE	2012/13-5	Dry	4/30/2013 10:40:00 AM	5/15/2013 7:31:00 PM	Di-n-octylphthalate	n/a	<	0.19	µg/L	EPA 625	0.19	1	WKL	
MO-HUE	2012/13-5	Dry	4/30/2013 10:40:00 AM	5/11/2013 11:57:00 AM	Fluoranthene	n/a	<	0.1	µg/L	EPA 8270Cm	0.1	0.1	WKL	
MO-HUE	2012/13-5	Dry	4/30/2013 10:40:00 AM	5/11/2013 11:57:00 AM	Fluorene	n/a	<	0.1	µg/L	EPA 8270Cm	0.1	0.1	WKL	

Appendix G
Laboratory Environmental Analysis Results

Site ID	Event	Event Type	Sample Date	Analysis Date	Constituent	Fraction	Sign	Result	Units	Method	MDL	Reporting Limit	Analyzing Laboratory	Qualifier
MO-HUE	2012/13-5	Dry	4/30/2013 10:40:00 AM	5/15/2013 7:31:00 PM	Hexachlorobenzene	n/a	<	0.49	µg/L	EPA 625	0.49	1	WKL	
MO-HUE	2012/13-5	Dry	4/30/2013 10:40:00 AM	5/15/2013 7:31:00 PM	Hexachlorobutadiene	n/a	<	0.47	µg/L	EPA 625	0.47	1	WKL	
MO-HUE	2012/13-5	Dry	4/30/2013 10:40:00 AM	5/15/2013 7:31:00 PM	Hexachlorocyclopentadiene	n/a	<	1.5	µg/L	EPA 625	1.5	5	WKL	
MO-HUE	2012/13-5	Dry	4/30/2013 10:40:00 AM	5/15/2013 7:31:00 PM	Hexachloroethane	n/a	<	0.52	µg/L	EPA 625	0.52	1	WKL	
MO-HUE	2012/13-5	Dry	4/30/2013 10:40:00 AM	5/11/2013 11:57:00 AM	Indeno(1,2,3-cd)pyrene	n/a	<	0.1	µg/L	EPA 8270Cm	0.1	0.1	WKL	
MO-HUE	2012/13-5	Dry	4/30/2013 10:40:00 AM	5/15/2013 7:31:00 PM	Isophorone	n/a	<	0.21	µg/L	EPA 625	0.21	1	WKL	
MO-HUE	2012/13-5	Dry	4/30/2013 10:40:00 AM	5/1/2013 4:42:00 PM	Methyl tert-butyl ether (MTBE)	n/a	<	0.25	µg/L	EPA 624	0.25	1	WKL	
MO-HUE	2012/13-5	Dry	4/30/2013 10:40:00 AM	5/11/2013 11:57:00 AM	Naphthalene	n/a	<	0.1	µg/L	EPA 8270Cm	0.1	0.1	WKL	
MO-HUE	2012/13-5	Dry	4/30/2013 10:40:00 AM	5/15/2013 7:31:00 PM	Nitrobenzene	n/a	<	0.36	µg/L	EPA 625	0.36	1	WKL	
MO-HUE	2012/13-5	Dry	4/30/2013 10:40:00 AM	5/15/2013 7:31:00 PM	N-Nitrosodimethylamine	n/a	<	0.14	µg/L	EPA 625	0.14	1	WKL	
MO-HUE	2012/13-5	Dry	4/30/2013 10:40:00 AM	5/15/2013 7:31:00 PM	N-Nitrosodi-N-propylamine	n/a	<	0.26	µg/L	EPA 625	0.26	1	WKL	
MO-HUE	2012/13-5	Dry	4/30/2013 10:40:00 AM	5/15/2013 7:31:00 PM	N-Nitrosodiphenylamine	n/a	<	0.19	µg/L	EPA 625	0.19	1	WKL	
MO-HUE	2012/13-5	Dry	4/30/2013 10:40:00 AM	5/11/2013 11:57:00 AM	Phenanthrene	n/a	<	0.1	µg/L	EPA 8270Cm	0.1	0.1	WKL	
MO-HUE	2012/13-5	Dry	4/30/2013 10:40:00 AM	5/10/2013 10:04:00 PM	Phenol	n/a	<	0.35	µg/L	EPA 8270Cm	0.35	1	WKL	
MO-HUE	2012/13-5	Dry	4/30/2013 10:40:00 AM	5/11/2013 11:57:00 AM	Pyrene	n/a	<	0.1	µg/L	EPA 8270Cm	0.1	0.1	WKL	
MO-HUE	2012/13-5	Dry	4/30/2013 10:40:00 AM	5/11/2013 3:40:00 AM	PCB Aroclor 1016	n/a	<	0.05	µg/L	EPA 608	0.05	0.5	WKL	
MO-HUE	2012/13-5	Dry	4/30/2013 10:40:00 AM	5/11/2013 3:40:00 AM	PCB Aroclor 1221	n/a	<	0.06	µg/L	EPA 608	0.06	0.5	WKL	
MO-HUE	2012/13-5	Dry	4/30/2013 10:40:00 AM	5/11/2013 3:40:00 AM	PCB Aroclor 1232	n/a	<	0.15	µg/L	EPA 608	0.15	0.5	WKL	
MO-HUE	2012/13-5	Dry	4/30/2013 10:40:00 AM	5/11/2013 3:40:00 AM	PCB Aroclor 1242	n/a	<	0.07	µg/L	EPA 608	0.07	0.5	WKL	
MO-HUE	2012/13-5	Dry	4/30/2013 10:40:00 AM	5/11/2013 3:40:00 AM	PCB Aroclor 1248	n/a	<	0.06	µg/L	EPA 608	0.06	0.5	WKL	
MO-HUE	2012/13-5	Dry	4/30/2013 10:40:00 AM	5/11/2013 3:40:00 AM	PCB Aroclor 1254	n/a	<	0.04	µg/L	EPA 608	0.04	0.5	WKL	
MO-HUE	2012/13-5	Dry	4/30/2013 10:40:00 AM	5/11/2013 3:40:00 AM	PCB Aroclor 1260	n/a	<	0.04	µg/L	EPA 608	0.04	0.5	WKL	
MO-HUE	2012/13-5	Dry	4/30/2013 10:40:00 AM	5/9/2013 12:52:00 AM	2,4,5-T	n/a	<	0.07	µg/L	EPA 515.3	0.07	0.2	WKL	
MO-HUE	2012/13-5	Dry	4/30/2013 10:40:00 AM	5/9/2013 12:52:00 AM	2,4,5-TP	n/a	<	0.09	µg/L	EPA 515.3	0.09	0.2	WKL	
MO-HUE	2012/13-5	Dry	4/30/2013 10:40:00 AM	5/9/2013 12:52:00 AM	2,4-D	n/a	<	0.07	µg/L	EPA 515.3	0.07	0.4	WKL	
MO-HUE	2012/13-5	Dry	4/30/2013 10:40:00 AM	5/9/2013 12:52:00 AM	2,4-DB	n/a	<	0.07	µg/L	EPA 515.3	0.07	2	WKL	
MO-HUE	2012/13-5	Dry	4/30/2013 10:40:00 AM	5/9/2013 12:52:00 AM	3,5-Dichlorobenzoic acid	n/a	<	0.09	µg/L	EPA 515.3	0.09	1	WKL	
MO-HUE	2012/13-5	Dry	4/30/2013 10:40:00 AM	5/11/2013 3:40:00 AM	4,4'-DDD	n/a	<	0.003	µg/L	EPA 608	0.003	0.05	WKL	
MO-HUE	2012/13-5	Dry	4/30/2013 10:40:00 AM	5/11/2013 3:40:00 AM	4,4'-DDE	n/a	<	0.0025	µg/L	EPA 608	0.0025	0.05	WKL	
MO-HUE	2012/13-5	Dry	4/30/2013 10:40:00 AM	5/11/2013 3:40:00 AM	4,4'-DDT	n/a	<	0.0031	µg/L	EPA 608	0.0031	0.01	WKL	
MO-HUE	2012/13-5	Dry	4/30/2013 10:40:00 AM	5/9/2013 12:52:00 AM	Acifluorfen	n/a	<	0.06	µg/L	EPA 515.3	0.06	0.4	WKL	
MO-HUE	2012/13-5	Dry	4/30/2013 10:40:00 AM	5/3/2013 5:37:00 PM	Alachlor	n/a	<	0.022	µg/L	EPA 525.2	0.022	0.1	WKL	
MO-HUE	2012/13-5	Dry	4/30/2013 10:40:00 AM	5/11/2013 3:40:00 AM	Aldrin	n/a	<	0.0015	µg/L	EPA 608	0.0015	0.005	WKL	
MO-HUE	2012/13-5	Dry	4/30/2013 10:40:00 AM	5/11/2013 3:40:00 AM	alpha-BHC	n/a	<	0.0018	µg/L	EPA 608	0.0018	0.01	WKL	
MO-HUE	2012/13-5	Dry	4/30/2013 10:40:00 AM	5/11/2013 3:40:00 AM	alpha-Chlordane	n/a	<	0.0041	µg/L	EPA 608	0.0041	0.01	WKL	
MO-HUE	2012/13-5	Dry	4/30/2013 10:40:00 AM	5/3/2013 5:37:00 PM	Atrazine	n/a	<	0.034	µg/L	EPA 525.2	0.034	0.1	WKL	
MO-HUE	2012/13-5	Dry	4/30/2013 10:40:00 AM	5/14/2013 10:16:00 PM	Azinphos methyl	n/a	<	0.0055	µg/L	EPA 525.2	0.0055	0.01	WKL	
MO-HUE	2012/13-5	Dry	4/30/2013 10:40:00 AM	5/9/2013 12:52:00 AM	Bentazon	n/a	<	0.11	µg/L	EPA 515.3	0.11	2	WKL	
MO-HUE	2012/13-5	Dry	4/30/2013 10:40:00 AM	5/11/2013 3:40:00 AM	beta-BHC	n/a	<	0.0031	µg/L	EPA 608	0.0031	0.005	WKL	
MO-HUE	2012/13-5	Dry	4/30/2013 10:40:00 AM	5/14/2013 10:16:00 PM	Bolstar	n/a	<	0.0046	µg/L	EPA 525.2	0.0046	0.01	WKL	
MO-HUE	2012/13-5	Dry	4/30/2013 10:40:00 AM	5/3/2013 5:37:00 PM	Bromacil	n/a	<	0.038	µg/L	EPA 525.2	0.038	1	WKL	
MO-HUE	2012/13-5	Dry	4/30/2013 10:40:00 AM	5/3/2013 5:37:00 PM	Butachlor	n/a	<	0.017	µg/L	EPA 525.2	0.017	0.2	WKL	
MO-HUE	2012/13-5	Dry	4/30/2013 10:40:00 AM	5/3/2013 5:37:00 PM	Captan	n/a	<	0.86	µg/L	EPA 525.2	0.86	1	WKL	
MO-HUE	2012/13-5	Dry	4/30/2013 10:40:00 AM	5/11/2013 3:40:00 AM	Chlordane (technical)	n/a	<	0.08	µg/L	EPA 608	0.08	0.1	WKL	
MO-HUE	2012/13-5	Dry	4/30/2013 10:40:00 AM	5/3/2013 5:37:00 PM	Chloropropham	n/a	<	0.01	µg/L	EPA 525.2	0.01	0.1	WKL	
MO-HUE	2012/13-5	Dry	4/30/2013 10:40:00 AM	5/14/2013 10:16:00 PM	Chlorpyrifos	n/a	<	0.0069	µg/L	EPA 525.2	0.0069	0.01	WKL	
MO-HUE	2012/13-5	Dry	4/30/2013 10:40:00 AM	5/14/2013 10:16:00 PM	Coumaphos	n/a	<	0.0051	µg/L	EPA 525.2	0.0051	0.01	WKL	
MO-HUE	2012/13-5	Dry	4/30/2013 10:40:00 AM	5/3/2013 5:37:00 PM	Cyanazine	n/a	<	0.024	µg/L	EPA 525.2	0.024	0.1	WKL	

Appendix G
Laboratory Environmental Analysis Results

Site ID	Event	Event Type	Sample Date	Analysis Date	Constituent	Fraction	Sign	Result	Units	Method	MDL	Reporting Limit	Analyzing Laboratory	Qualifier
MO-HUE	2012/13-5	Dry	4/30/2013 10:40:00 AM	5/9/2013 12:52:00 AM	Dalapon	n/a	<	0.1	µg/L	EPA 515.3	0.1	0.4	WKL	
MO-HUE	2012/13-5	Dry	4/30/2013 10:40:00 AM	5/9/2013 12:52:00 AM	DCPA (Dacthal)	n/a	<	0.07	µg/L	EPA 515.3	0.07	0.1	WKL	
MO-HUE	2012/13-5	Dry	4/30/2013 10:40:00 AM	5/11/2013 3:40:00 AM	delta-BHC	n/a	<	0.0025	µg/L	EPA 608	0.0025	0.005	WKL	
MO-HUE	2012/13-5	Dry	4/30/2013 10:40:00 AM	5/14/2013 10:16:00 PM	Demeton-O	n/a	<	0.01	µg/L	EPA 525.2	0.01	0.01	WKL	
MO-HUE	2012/13-5	Dry	4/30/2013 10:40:00 AM	5/14/2013 10:16:00 PM	Demeton-S	n/a	<	0.01	µg/L	EPA 525.2	0.01	0.01	WKL	
MO-HUE	2012/13-5	Dry	4/30/2013 10:40:00 AM	5/14/2013 10:16:00 PM	Diazinon	n/a	<	0.0052	µg/L	EPA 525.2	0.0052	0.01	WKL	
MO-HUE	2012/13-5	Dry	4/30/2013 10:40:00 AM	5/9/2013 12:52:00 AM	Dicamba	n/a	<	0.12	µg/L	EPA 515.3	0.12	0.6	WKL	
MO-HUE	2012/13-5	Dry	4/30/2013 10:40:00 AM	5/9/2013 12:52:00 AM	Dichlorprop	n/a	<	0.08	µg/L	EPA 515.3	0.08	0.3	WKL	
MO-HUE	2012/13-5	Dry	4/30/2013 10:40:00 AM	5/14/2013 10:16:00 PM	Dichlorvos	n/a	<	0.0029	µg/L	EPA 525.2	0.0029	0.01	WKL	
MO-HUE	2012/13-5	Dry	4/30/2013 10:40:00 AM	5/11/2013 3:40:00 AM	Dieldrin	n/a	<	0.0021	µg/L	EPA 608	0.0021	0.01	WKL	
MO-HUE	2012/13-5	Dry	4/30/2013 10:40:00 AM	5/14/2013 10:16:00 PM	Dimethoate	n/a	<	0.0062	µg/L	EPA 525.2	0.0062	0.01	WKL	
MO-HUE	2012/13-5	Dry	4/30/2013 10:40:00 AM	5/9/2013 12:52:00 AM	Dinoseb	n/a	<	0.14	µg/L	EPA 515.3	0.14	0.4	WKL	
MO-HUE	2012/13-5	Dry	4/30/2013 10:40:00 AM	5/3/2013 5:37:00 PM	Diphenamid	n/a	<	0.024	µg/L	EPA 525.2	0.024	0.1	WKL	
MO-HUE	2012/13-5	Dry	4/30/2013 10:40:00 AM	5/14/2013 10:16:00 PM	Disulfoton	n/a	<	0.01	µg/L	EPA 525.2	0.01	0.01	WKL	
MO-HUE	2012/13-5	Dry	4/30/2013 10:40:00 AM	5/11/2013 3:40:00 AM	Endosulfan I	n/a	<	0.0017	µg/L	EPA 608	0.0017	0.02	WKL	
MO-HUE	2012/13-5	Dry	4/30/2013 10:40:00 AM	5/11/2013 3:40:00 AM	Endosulfan II	n/a	<	0.0019	µg/L	EPA 608	0.0019	0.01	WKL	
MO-HUE	2012/13-5	Dry	4/30/2013 10:40:00 AM	5/11/2013 3:40:00 AM	Endosulfan sulfate	n/a	<	0.008	µg/L	EPA 608	0.008	0.05	WKL	
MO-HUE	2012/13-5	Dry	4/30/2013 10:40:00 AM	5/11/2013 3:40:00 AM	Endrin	n/a	<	0.0028	µg/L	EPA 608	0.0028	0.01	WKL	
MO-HUE	2012/13-5	Dry	4/30/2013 10:40:00 AM	5/11/2013 3:40:00 AM	Endrin aldehyde	n/a	<	0.003	µg/L	EPA 608	0.003	0.01	WKL	
MO-HUE	2012/13-5	Dry	4/30/2013 10:40:00 AM	5/3/2013 5:37:00 PM	EPTC	n/a	<	0.017	µg/L	EPA 525.2	0.017	1	WKL	
MO-HUE	2012/13-5	Dry	4/30/2013 10:40:00 AM	5/14/2013 10:16:00 PM	Ethoprop	n/a	<	0.0067	µg/L	EPA 525.2	0.0067	0.01	WKL	
MO-HUE	2012/13-5	Dry	4/30/2013 10:40:00 AM	5/14/2013 10:16:00 PM	Ethyl parathion	n/a	<	0.0054	µg/L	EPA 525.2	0.0054	0.01	WKL	
MO-HUE	2012/13-5	Dry	4/30/2013 10:40:00 AM	5/14/2013 10:16:00 PM	Fensulfothion	n/a	<	0.0029	µg/L	EPA 525.2	0.0029	0.01	WKL	
MO-HUE	2012/13-5	Dry	4/30/2013 10:40:00 AM	5/14/2013 10:16:00 PM	Fenthion	n/a	<	0.0038	µg/L	EPA 525.2	0.0038	0.01	WKL	
MO-HUE	2012/13-5	Dry	4/30/2013 10:40:00 AM	5/11/2013 3:40:00 AM	gamma-BHC (Lindane)	n/a	<	0.0021	µg/L	EPA 608	0.0021	0.02	WKL	
MO-HUE	2012/13-5	Dry	4/30/2013 10:40:00 AM	5/11/2013 3:40:00 AM	gamma-Chlordane	n/a	<	0.0044	µg/L	EPA 608	0.0044	0.01	WKL	
MO-HUE	2012/13-5	Dry	4/30/2013 10:40:00 AM	5/1/2013 3:25:00 PM	Glyphosate	n/a	<	1.8	µg/L	EPA 547	1.8	5	WKL	
MO-HUE	2012/13-5	Dry	4/30/2013 10:40:00 AM	5/11/2013 3:40:00 AM	Heptachlor	n/a	<	0.0017	µg/L	EPA 608	0.0017	0.01	WKL	
MO-HUE	2012/13-5	Dry	4/30/2013 10:40:00 AM	5/11/2013 3:40:00 AM	Heptachlor epoxide	n/a	<	0.0019	µg/L	EPA 608	0.0019	0.01	WKL	
MO-HUE	2012/13-5	Dry	4/30/2013 10:40:00 AM	5/14/2013 10:16:00 PM	Malathion	n/a	<	0.0076	µg/L	EPA 525.2	0.0076	0.01	WKL	
MO-HUE	2012/13-5	Dry	4/30/2013 10:40:00 AM	5/14/2013 10:16:00 PM	Merphos	n/a	<	0.0058	µg/L	EPA 525.2	0.0058	0.01	WKL	
MO-HUE	2012/13-5	Dry	4/30/2013 10:40:00 AM	5/11/2013 3:40:00 AM	Methoxychlor	n/a	<	0.0054	µg/L	EPA 608	0.0054	0.02	WKL	
MO-HUE	2012/13-5	Dry	4/30/2013 10:40:00 AM	5/14/2013 10:16:00 PM	Methyl parathion	n/a	<	0.0063	µg/L	EPA 525.2	0.0063	0.01	WKL	
MO-HUE	2012/13-5	Dry	4/30/2013 10:40:00 AM	5/3/2013 5:37:00 PM	Metolachlor	n/a	<	0.012	µg/L	EPA 525.2	0.012	0.1	WKL	
MO-HUE	2012/13-5	Dry	4/30/2013 10:40:00 AM	5/3/2013 5:37:00 PM	Metribuzin	n/a	<	0.015	µg/L	EPA 525.2	0.015	0.1	WKL	
MO-HUE	2012/13-5	Dry	4/30/2013 10:40:00 AM	5/14/2013 10:16:00 PM	Mevinphos	n/a	<	0.0042	µg/L	EPA 525.2	0.0042	0.01	WKL	
MO-HUE	2012/13-5	Dry	4/30/2013 10:40:00 AM	5/3/2013 5:37:00 PM	Molinate	n/a	<	0.039	µg/L	EPA 525.2	0.039	0.1	WKL	
MO-HUE	2012/13-5	Dry	4/30/2013 10:40:00 AM	5/14/2013 10:16:00 PM	Naled	n/a	<	0.0076	µg/L	EPA 525.2	0.0076	0.01	WKL	
MO-HUE	2012/13-5	Dry	4/30/2013 10:40:00 AM	5/9/2013 12:52:00 AM	Pentachlorophenol	n/a	<	0.04	µg/L	EPA 515.3	0.04	0.2	WKL	
MO-HUE	2012/13-5	Dry	4/30/2013 10:40:00 AM	5/14/2013 10:16:00 PM	Phorate	n/a	<	0.003	µg/L	EPA 525.2	0.003	0.01	WKL	
MO-HUE	2012/13-5	Dry	4/30/2013 10:40:00 AM	5/9/2013 12:52:00 AM	Picloram	n/a	<	0.05	µg/L	EPA 515.3	0.05	0.6	WKL	
MO-HUE	2012/13-5	Dry	4/30/2013 10:40:00 AM	5/3/2013 5:37:00 PM	Prometon	n/a	<	0.024	µg/L	EPA 525.2	0.024	0.2	WKL	
MO-HUE	2012/13-5	Dry	4/30/2013 10:40:00 AM	5/3/2013 5:37:00 PM	Prometryn	n/a	<	0.036	µg/L	EPA 525.2	0.036	0.1	WKL	
MO-HUE	2012/13-5	Dry	4/30/2013 10:40:00 AM	5/14/2013 10:16:00 PM	Ronnel (Fenchlorphos)	n/a	<	0.0041	µg/L	EPA 525.2	0.0041	0.01	WKL	
MO-HUE	2012/13-5	Dry	4/30/2013 10:40:00 AM	5/3/2013 5:37:00 PM	Simazine	n/a	<	0.015	µg/L	EPA 525.2	0.015	0.1	WKL	
MO-HUE	2012/13-5	Dry	4/30/2013 10:40:00 AM	5/14/2013 10:16:00 PM	Stirophos (Tetrachlorvinphos)	n/a	<	0.0031	µg/L	EPA 525.2	0.0031	0.01	WKL	
MO-HUE	2012/13-5	Dry	4/30/2013 10:40:00 AM	5/3/2013 5:37:00 PM	Terbacil	n/a	<	0.55	µg/L	EPA 525.2	0.55	2	WKL	
MO-HUE	2012/13-5	Dry	4/30/2013 10:40:00 AM	5/3/2013 5:37:00 PM	Thiobencarb	n/a	<	0.025	µg/L	EPA 525.2	0.025	0.2	WKL	

Appendix G
Laboratory Environmental Analysis Results

Site ID	Event	Event Type	Sample Date	Analysis Date	Constituent	Fraction	Sign	Result	Units	Method	MDL	Reporting Limit	Analyzing Laboratory	Qualifier
MO-HUE	2012/13-5	Dry	4/30/2013 10:40:00 AM	5/14/2013 10:16:00 PM	Tokuthion	n/a	<	0.0078	µg/L	EPA 525.2	0.0078	0.01	WKL	
MO-HUE	2012/13-5	Dry	4/30/2013 10:40:00 AM	5/11/2013 3:40:00 AM	Toxaphene	n/a	<	0.12	µg/L	EPA 608	0.12	0.5	WKL	
MO-HUE	2012/13-5	Dry	4/30/2013 10:40:00 AM	5/14/2013 10:16:00 PM	Trichloronate	n/a	<	0.0067	µg/L	EPA 525.2	0.0067	0.01	WKL	
MO-HUE	2012/13-5	Dry	4/30/2013 10:40:00 AM	5/3/2013 5:37:00 PM	Trithion	n/a	<	0.012	µg/L	EPA 525.2	0.012	0.1	WKL	
MO-MEI	2012/13-2	Wet	11/17/2012 9:15:00 AM	11/18/2012 7:15:00 AM	E. Coli	n/a	=	15531	MPN/100 mL	MMO-MUG	10	10	VCHCA	
MO-MEI	2012/13-2	Wet	11/17/2012 9:15:00 AM	11/20/2012 1:20:00 PM	Fecal Coliform	n/a	=	22000	MPN/100 mL	SM 9221 E	2	2	VCHCA	
MO-MEI	2012/13-2	Wet	11/17/2012 9:15:00 AM	11/18/2012 7:15:00 AM	Total Coliform	n/a	=	579240	MPN/100 mL	MMO-MUG	1000	1000	VCHCA	
MO-MEI	2012/13-2	Wet	11/17/2012 9:15:00 AM	11/17/2012 9:15:00 AM	Conductivity	n/a	=	81.7	µmhos/cm	Field Meter	-88	1	Field Crew	
MO-MEI	2012/13-2	Wet	11/17/2012 9:15:00 AM	12/6/2012 9:30:00 PM	Cyanide	Total	<	0.0027	mg/L	EPA 335.4	0.0027	0.005	WKL	
MO-MEI	2012/13-2	Wet	11/17/2012 9:15:00 AM	11/17/2012 9:15:00 AM	DO	n/a	=	10.42	mg/L	Field Meter	-88	0.3	Field Crew	
MO-MEI	2012/13-2	Wet	11/17/2012 9:15:00 AM	11/17/2012 9:15:00 AM	DO	n/a	=	102.3	%	Field Meter	-88	0.1	Field Crew	
MO-MEI	2012/13-2	Wet	11/17/2012 9:15:00 AM	11/17/2012 9:15:00 AM	pH	n/a	=	7.64	pH Units	Field Meter	-88	0.01	Field Crew	
MO-MEI	2012/13-2	Wet	11/17/2012 9:15:00 AM	11/17/2012 9:15:00 AM	Salinity	n/a	=	100	mg/L	Field Meter	-88	100	Field Crew	
MO-MEI	2012/13-2	Wet	11/17/2012 9:15:00 AM	11/17/2012 9:15:00 AM	Specific Conductance	n/a	=	102.4	µmhos/cm	Field Meter	-88	1	Field Crew	
MO-MEI	2012/13-2	Wet	11/17/2012 9:15:00 AM	11/17/2012 9:15:00 AM	Temperature	n/a	=	14.4	°C	Field Meter	-88	0.1	Field Crew	
MO-MEI	2012/13-2	Wet	11/17/2012 9:15:00 AM	11/27/2012 4:55:00 PM	Oil and Grease	n/a	DNQ	1.6	mg/L	EPA 1664A	1.3	5	WKL	
MO-MEI	2012/13-2	Wet	11/17/2012 9:15:00 AM	11/27/2012 4:55:00 PM	TPH	n/a	<	1.9	mg/L	EPA 1664A	1.9	5	WKL	
MO-MEI	2012/13-2	Wet	11/17/2012 9:15:00 AM	11/27/2012 6:47:00 PM	2-Chloroethyl vinyl ether	n/a	<	0.61	µg/L	EPA 524.2	0.61	1	WKL	
MO-MEI	2012/13-2	Wet	11/17/2012 9:15:00 AM	11/27/2012 6:47:00 PM	Methyl tert-butyl ether (MTBE)	n/a	<	0.19	µg/L	EPA 524.2	0.19	2	WKL	
MO-MEI	2012/13-2	Wet	11/18/2012 8:30:00 AM	11/28/2012 12:29:00 PM	Chloride	n/a	=	9.8	mg/L	EPA 300.0	0.1	0.5	WKL	
MO-MEI	2012/13-2	Wet	11/18/2012 8:30:00 AM	11/28/2012 12:29:00 PM	Fluoride	n/a	=	0.15	mg/L	EPA 300.0	0.02	0.1	WKL	
MO-MEI	2012/13-2	Wet	11/18/2012 8:30:00 AM	11/27/2012 6:30:00 PM	Perchlorate	n/a	<	1.9	µg/L	EPA 314.0	1.9	4	WKL	D, DF
MO-MEI	2012/13-2	Wet	11/18/2012 8:30:00 AM	11/28/2012 12:14:00 PM	Calcium	Total	=	39.1	mg/L	EPA 200.7	0.0156	0.1	WKL	
MO-MEI	2012/13-2	Wet	11/18/2012 8:30:00 AM	11/28/2012 12:14:00 PM	Magnesium	Total	=	13.3	mg/L	EPA 200.7	0.0121	0.1	WKL	
MO-MEI	2012/13-2	Wet	11/18/2012 8:30:00 AM	11/30/2012 4:45:00 PM	Alkalinity as CaCO3	n/a	=	160	mg/L	SM 2320 B	0.56	2	WKL	
MO-MEI	2012/13-2	Wet	11/18/2012 8:30:00 AM	11/24/2012 12:30:00 PM	BOD	n/a	=	39	mg/L	SM 5210 B	0.1	2	WKL	
MO-MEI	2012/13-2	Wet	11/18/2012 8:30:00 AM	11/27/2012 9:06:00 AM	COD	n/a	=	430	mg/L	EPA 410.4	0.73	5	WKL	
MO-MEI	2012/13-2	Wet	11/18/2012 8:30:00 AM	11/28/2012 12:14:00 PM	Hardness as CaCO3	Total	=	152	mg/L	EPA 200.7	0.0885	0.662	WKL	
MO-MEI	2012/13-2	Wet	11/18/2012 8:30:00 AM	11/19/2012 9:46:00 PM	MBAS	n/a	=	0.27	mg/L	SM 5540 C	0.076	0.2	WKL	D
MO-MEI	2012/13-2	Wet	11/18/2012 8:30:00 AM	11/30/2012 2:54:00 PM	Phenolics	n/a	=	0.02	mg/L	EPA 420.4	0.0042	0.01	WKL	
MO-MEI	2012/13-2	Wet	11/18/2012 8:30:00 AM	11/30/2012 11:00:00 AM	Specific Conductance	n/a	=	350	µmhos/cm	SM 2510 B	0.23	2	WKL	
MO-MEI	2012/13-2	Wet	11/18/2012 8:30:00 AM	11/21/2012 11:58:00 AM	Total Dissolved Solids	n/a	=	180	mg/L	SM 2540 C	4	10	WKL	
MO-MEI	2012/13-2	Wet	11/18/2012 8:30:00 AM	11/26/2012 10:48:00 AM	Total Organic Carbon	n/a	=	41	mg/L	SM 5310 C	0.18	6	WKL	D
MO-MEI	2012/13-2	Wet	11/18/2012 8:30:00 AM	11/20/2012 7:20:00 PM	Total Suspended Solids	n/a	=	700	mg/L	SM 2540 D	5	5	WKL	
MO-MEI	2012/13-2	Wet	11/18/2012 8:30:00 AM	11/19/2012 10:13:00 PM	Turbidity	n/a	=	240	NTU	EPA 180.1	0.024	0.1	WKL	
MO-MEI	2012/13-2	Wet	11/18/2012 8:30:00 AM	11/20/2012 7:20:00 PM	Volatile Suspended Solids	n/a	=	260	mg/L	EPA 160.4	3.1	5	WKL	
MO-MEI	2012/13-2	Wet	11/18/2012 8:30:00 AM	12/3/2012 5:27:00 PM	Aluminum	Dissolved	=	37	µg/L	EPA 200.8	0.61	5	WKL	
MO-MEI	2012/13-2	Wet	11/18/2012 8:30:00 AM	12/4/2012 2:54:00 PM	Aluminum	Total	=	10000	µg/L	EPA 200.8	3	25	WKL	D
MO-MEI	2012/13-2	Wet	11/18/2012 8:30:00 AM	12/3/2012 5:27:00 PM	Antimony	Dissolved	DNQ	0.45	µg/L	EPA 200.8	0.04	0.5	WKL	
MO-MEI	2012/13-2	Wet	11/18/2012 8:30:00 AM	12/3/2012 5:35:00 PM	Antimony	Total	=	0.98	µg/L	EPA 200.8	0.04	0.5	WKL	
MO-MEI	2012/13-2	Wet	11/18/2012 8:30:00 AM	12/3/2012 5:27:00 PM	Arsenic	Dissolved	=	1.4	µg/L	EPA 200.8	0.036	0.4	WKL	
MO-MEI	2012/13-2	Wet	11/18/2012 8:30:00 AM	12/3/2012 5:35:00 PM	Arsenic	Total	=	3.5	µg/L	EPA 200.8	0.036	0.4	WKL	
MO-MEI	2012/13-2	Wet	11/18/2012 8:30:00 AM	12/3/2012 5:27:00 PM	Beryllium	Dissolved	<	0.088	µg/L	EPA 200.8	0.088	0.1	WKL	
MO-MEI	2012/13-2	Wet	11/18/2012 8:30:00 AM	12/3/2012 5:35:00 PM	Beryllium	Total	=	0.47	µg/L	EPA 200.8	0.088	0.1	WKL	
MO-MEI	2012/13-2	Wet	11/18/2012 8:30:00 AM	12/3/2012 5:27:00 PM	Cadmium	Dissolved	DNQ	0.02	µg/L	EPA 200.8	0.02	0.1	WKL	
MO-MEI	2012/13-2	Wet	11/18/2012 8:30:00 AM	12/3/2012 5:35:00 PM	Cadmium	Total	=	0.96	µg/L	EPA 200.8	0.02	0.1	WKL	
MO-MEI	2012/13-2	Wet	11/18/2012 8:30:00 AM	12/3/2012 5:27:00 PM	Chromium	Dissolved	=	0.48	µg/L	EPA 200.8	0.074	0.2	WKL	
MO-MEI	2012/13-2	Wet	11/18/2012 8:30:00 AM	12/3/2012 5:35:00 PM	Chromium	Total	=	21	µg/L	EPA 200.8	0.074	0.2	WKL	

Appendix G
Laboratory Environmental Analysis Results

Site ID	Event	Event Type	Sample Date	Analysis Date	Constituent	Fraction	Sign	Result	Units	Method	MDL	Reporting Limit	Analyzing Laboratory	Qualifier
MO-MEI	2012/13-2	Wet	11/18/2012 8:30:00 AM	12/3/2012 7:33:00 PM	Chromium VI	n/a	DNQ	0.18	µg/L	EPA 218.6	0.0059	0.3	WKL	
MO-MEI	2012/13-2	Wet	11/18/2012 8:30:00 AM	12/3/2012 5:27:00 PM	Copper	Dissolved	=	7.6	µg/L	EPA 200.8	0.27	0.5	WKL	
MO-MEI	2012/13-2	Wet	11/18/2012 8:30:00 AM	12/3/2012 5:35:00 PM	Copper	Total	=	73	µg/L	EPA 200.8	0.27	0.5	WKL	
MO-MEI	2012/13-2	Wet	11/18/2012 8:30:00 AM	11/28/2012 12:11:00 PM	Iron	Dissolved	=	300	µg/L	EPA 200.7	1.1	10	WKL	
MO-MEI	2012/13-2	Wet	11/18/2012 8:30:00 AM	11/28/2012 12:14:00 PM	Iron	Total	=	15000	µg/L	EPA 200.7	1.1	10	WKL	
MO-MEI	2012/13-2	Wet	11/18/2012 8:30:00 AM	12/3/2012 5:27:00 PM	Lead	Dissolved	=	0.77	µg/L	EPA 200.8	0.011	0.2	WKL	
MO-MEI	2012/13-2	Wet	11/18/2012 8:30:00 AM	12/3/2012 5:35:00 PM	Lead	Total	=	49	µg/L	EPA 200.8	0.011	0.2	WKL	
MO-MEI	2012/13-2	Wet	11/18/2012 8:30:00 AM	12/11/2012 3:45:00 PM	Mercury	Dissolved	DNQ	24	ng/L	EPA 245.1	3.9	50	WKL	
MO-MEI	2012/13-2	Wet	11/18/2012 8:30:00 AM	12/11/2012 3:45:00 PM	Mercury	Total	=	80	ng/L	EPA 245.1	3.9	50	WKL	
MO-MEI	2012/13-2	Wet	11/18/2012 8:30:00 AM	12/3/2012 5:27:00 PM	Nickel	Dissolved	=	4.3	µg/L	EPA 200.8	0.13	0.8	WKL	
MO-MEI	2012/13-2	Wet	11/18/2012 8:30:00 AM	12/3/2012 5:35:00 PM	Nickel	Total	=	36	µg/L	EPA 200.8	0.13	0.8	WKL	
MO-MEI	2012/13-2	Wet	11/18/2012 8:30:00 AM	12/3/2012 5:27:00 PM	Selenium	Dissolved	<	0.28	µg/L	EPA 200.8	0.28	0.4	WKL	
MO-MEI	2012/13-2	Wet	11/18/2012 8:30:00 AM	12/3/2012 5:35:00 PM	Selenium	Total	=	0.46	µg/L	EPA 200.8	0.28	0.4	WKL	
MO-MEI	2012/13-2	Wet	11/18/2012 8:30:00 AM	12/3/2012 5:27:00 PM	Silver	Dissolved	<	0.027	µg/L	EPA 200.8	0.027	0.2	WKL	
MO-MEI	2012/13-2	Wet	11/18/2012 8:30:00 AM	12/3/2012 5:35:00 PM	Silver	Total	DNQ	0.17	µg/L	EPA 200.8	0.027	0.2	WKL	
MO-MEI	2012/13-2	Wet	11/18/2012 8:30:00 AM	12/3/2012 5:27:00 PM	Thallium	Dissolved	<	0.009	µg/L	EPA 200.8	0.009	0.2	WKL	
MO-MEI	2012/13-2	Wet	11/18/2012 8:30:00 AM	12/3/2012 5:35:00 PM	Thallium	Total	=	0.2	µg/L	EPA 200.8	0.009	0.2	WKL	
MO-MEI	2012/13-2	Wet	11/18/2012 8:30:00 AM	12/3/2012 5:27:00 PM	Zinc	Dissolved	=	7.8	µg/L	EPA 200.8	1.1	5	WKL	
MO-MEI	2012/13-2	Wet	11/18/2012 8:30:00 AM	12/3/2012 5:35:00 PM	Zinc	Total	=	320	µg/L	EPA 200.8	1.1	5	WKL	
MO-MEI	2012/13-2	Wet	11/18/2012 8:30:00 AM	12/5/2012 5:40:00 PM	Ammonia as N	n/a	=	0.97	mg/L	EPA 350.1	0.048	0.1	WKL	
MO-MEI	2012/13-2	Wet	11/18/2012 8:30:00 AM	11/19/2012 6:53:00 PM	Nitrate + Nitrite as N	n/a	=	1.3	mg/L	EPA 353.2	0.01	0.1	WKL	
MO-MEI	2012/13-2	Wet	11/18/2012 8:30:00 AM	12/14/2012 12:37:00 PM	Phosphorus as P	Dissolved	=	0.71	mg/L	EPA 365.1	0.007	0.05	WKL	DG
MO-MEI	2012/13-2	Wet	11/18/2012 8:30:00 AM	12/14/2012 12:09:00 PM	Phosphorus as P	Total	=	1.9	mg/L	EPA 365.1	0.028	0.2	WKL	D, DG
MO-MEI	2012/13-2	Wet	11/18/2012 8:30:00 AM	11/28/2012 4:18:00 PM	TKN	n/a	=	8	mg/L	EPA 351.2	0.37	0.5	WKL	D
MO-MEI	2012/13-2	Wet	11/18/2012 8:30:00 AM	11/28/2012 1:05:00 AM	1,2,4-Trichlorobenzene	n/a	<	2.8	µg/L	EPA 625	2.8	5	WKL	D, DF
MO-MEI	2012/13-2	Wet	11/18/2012 8:30:00 AM	11/28/2012 1:05:00 AM	1,2-Dichlorobenzene	n/a	<	2.8	µg/L	EPA 625	2.8	5	WKL	D, DF
MO-MEI	2012/13-2	Wet	11/18/2012 8:30:00 AM	11/28/2012 1:05:00 AM	1,2-Diphenylhydrazine	n/a	<	1.2	µg/L	EPA 625	1.2	5	WKL	D, DF
MO-MEI	2012/13-2	Wet	11/18/2012 8:30:00 AM	11/28/2012 1:05:00 AM	1,3-Dichlorobenzene	n/a	<	2.6	µg/L	EPA 625	2.6	5	WKL	D, DF
MO-MEI	2012/13-2	Wet	11/18/2012 8:30:00 AM	11/28/2012 1:05:00 AM	1,4-Dichlorobenzene	n/a	<	2.8	µg/L	EPA 625	2.8	5	WKL	D, DF
MO-MEI	2012/13-2	Wet	11/18/2012 8:30:00 AM	11/29/2012 2:25:00 AM	1-Methylnaphthalene	n/a	<	0.4	µg/L	EPA 8270Cm	0.4	0.4	WKL	D, DF
MO-MEI	2012/13-2	Wet	11/18/2012 8:30:00 AM	11/29/2012 7:05:00 PM	2,4,5-Trichlorophenol	n/a	<	1.2	µg/L	EPA 8270Cm	1.2	4	WKL	D, DF
MO-MEI	2012/13-2	Wet	11/18/2012 8:30:00 AM	11/29/2012 7:05:00 PM	2,4,6-Trichlorophenol	n/a	<	1.2	µg/L	EPA 8270Cm	1.2	4	WKL	D, DF, EUM
MO-MEI	2012/13-2	Wet	11/18/2012 8:30:00 AM	11/29/2012 7:05:00 PM	2,4-Dichlorophenol	n/a	<	2	µg/L	EPA 8270Cm	2	4	WKL	D, DF
MO-MEI	2012/13-2	Wet	11/18/2012 8:30:00 AM	11/29/2012 7:05:00 PM	2,4-Dimethylphenol	n/a	<	4	µg/L	EPA 8270Cm	4	8	WKL	D, DF
MO-MEI	2012/13-2	Wet	11/18/2012 8:30:00 AM	11/29/2012 7:05:00 PM	2,4-Dinitrophenol	n/a	<	4	µg/L	EPA 8270Cm	4	8	WKL	D, DF
MO-MEI	2012/13-2	Wet	11/18/2012 8:30:00 AM	11/28/2012 1:05:00 AM	2,4-Dinitrotoluene	n/a	<	0.9	µg/L	EPA 625	0.9	5	WKL	D, DF
MO-MEI	2012/13-2	Wet	11/18/2012 8:30:00 AM	11/28/2012 1:05:00 AM	2,6-Dinitrotoluene	n/a	<	1.4	µg/L	EPA 625	1.4	5	WKL	D, DF
MO-MEI	2012/13-2	Wet	11/18/2012 8:30:00 AM	11/28/2012 1:05:00 AM	2-Chloronaphthalene	n/a	<	2.2	µg/L	EPA 625	2.2	5	WKL	D, DF
MO-MEI	2012/13-2	Wet	11/18/2012 8:30:00 AM	11/29/2012 7:05:00 PM	2-Chlorophenol	n/a	<	2.6	µg/L	EPA 8270Cm	2.6	4	WKL	D, DF, EUM
MO-MEI	2012/13-2	Wet	11/18/2012 8:30:00 AM	11/29/2012 2:25:00 AM	2-Methylnaphthalene	n/a	<	0.4	µg/L	EPA 8270Cm	0.4	0.4	WKL	D, DF
MO-MEI	2012/13-2	Wet	11/18/2012 8:30:00 AM	11/29/2012 7:05:00 PM	2-Methylphenol	n/a	<	1.4	µg/L	EPA 8270Cm	1.4	4	WKL	D, DF
MO-MEI	2012/13-2	Wet	11/18/2012 8:30:00 AM	11/29/2012 7:05:00 PM	2-Nitrophenol	n/a	<	2.8	µg/L	EPA 8270Cm	2.8	4	WKL	D, DF
MO-MEI	2012/13-2	Wet	11/18/2012 8:30:00 AM	11/28/2012 1:05:00 AM	3,3'-Dichlorobenzidine	n/a	<	6	µg/L	EPA 625	6	25	WKL	D, DF
MO-MEI	2012/13-2	Wet	11/18/2012 8:30:00 AM	11/29/2012 7:05:00 PM	3-/4-Methylphenol	n/a	<	1.2	µg/L	EPA 8270Cm	1.2	4	WKL	D, DF
MO-MEI	2012/13-2	Wet	11/18/2012 8:30:00 AM	11/29/2012 7:05:00 PM	4,6-Dinitro-2-methylphenol	n/a	<	0.56	µg/L	EPA 8270Cm	0.56	4	WKL	D, DF
MO-MEI	2012/13-2	Wet	11/18/2012 8:30:00 AM	11/28/2012 1:05:00 AM	4-Bromophenyl phenyl ether	n/a	<	1.8	µg/L	EPA 625	1.8	5	WKL	D, DF
MO-MEI	2012/13-2	Wet	11/18/2012 8:30:00 AM	11/29/2012 7:05:00 PM	4-Chloro-3-methylphenol	n/a	<	1.5	µg/L	EPA 8270Cm	1.5	4	WKL	D, DF
MO-MEI	2012/13-2	Wet	11/18/2012 8:30:00 AM	11/28/2012 1:05:00 AM	4-Chlorophenyl phenyl ether	n/a	<	2	µg/L	EPA 625	2	5	WKL	D, DF

Appendix G
Laboratory Environmental Analysis Results

Site ID	Event	Event Type	Sample Date	Analysis Date	Constituent	Fraction	Sign	Result	Units	Method	MDL	Reporting Limit	Analyzing Laboratory	Qualifier
MO-MEI	2012/13-2	Wet	11/18/2012 8:30:00 AM	11/29/2012 7:05:00 PM	4-Nitrophenol	n/a	<	4	µg/L	EPA 8270Cm	4	8	WKL	D, DF
MO-MEI	2012/13-2	Wet	11/18/2012 8:30:00 AM	11/29/2012 2:25:00 AM	Acenaphthene	n/a	<	0.4	µg/L	EPA 8270Cm	0.4	0.4	WKL	D, DF, EUM
MO-MEI	2012/13-2	Wet	11/18/2012 8:30:00 AM	11/29/2012 2:25:00 AM	Acenaphthylene	n/a	<	0.4	µg/L	EPA 8270Cm	0.4	0.4	WKL	D, DF
MO-MEI	2012/13-2	Wet	11/18/2012 8:30:00 AM	11/29/2012 2:25:00 AM	Anthracene	n/a	<	0.4	µg/L	EPA 8270Cm	0.4	0.4	WKL	D, DF
MO-MEI	2012/13-2	Wet	11/18/2012 8:30:00 AM	11/29/2012 2:25:00 AM	Benz(a)anthracene	n/a	<	0.4	µg/L	EPA 8270Cm	0.4	0.4	WKL	D, DF
MO-MEI	2012/13-2	Wet	11/18/2012 8:30:00 AM	11/28/2012 1:05:00 AM	Benzidine	n/a	<	18	µg/L	EPA 625	18	50	WKL	D, DF
MO-MEI	2012/13-2	Wet	11/18/2012 8:30:00 AM	12/4/2012 5:27:00 AM	Benzo(a)pyrene	n/a	<	0.07	µg/L	EPA 525.2	0.07	0.1	WKL	
MO-MEI	2012/13-2	Wet	11/18/2012 8:30:00 AM	11/29/2012 2:25:00 AM	Benzo(b)fluoranthene	n/a	<	0.4	µg/L	EPA 8270Cm	0.4	0.4	WKL	D, DF
MO-MEI	2012/13-2	Wet	11/18/2012 8:30:00 AM	11/29/2012 2:25:00 AM	Benzo(g,h,i)perylene	n/a	<	0.4	µg/L	EPA 8270Cm	0.4	0.4	WKL	D, DF
MO-MEI	2012/13-2	Wet	11/18/2012 8:30:00 AM	11/29/2012 2:25:00 AM	Benzo(k)fluoranthene	n/a	<	0.4	µg/L	EPA 8270Cm	0.4	0.4	WKL	D, DF
MO-MEI	2012/13-2	Wet	11/18/2012 8:30:00 AM	11/28/2012 1:05:00 AM	Bis(2-chloroethoxy)methane	n/a	<	1.2	µg/L	EPA 625	1.2	5	WKL	D, DF
MO-MEI	2012/13-2	Wet	11/18/2012 8:30:00 AM	11/28/2012 1:05:00 AM	Bis(2-chloroethyl)ether	n/a	<	1.4	µg/L	EPA 625	1.4	5	WKL	D, DF
MO-MEI	2012/13-2	Wet	11/18/2012 8:30:00 AM	11/28/2012 1:05:00 AM	Bis(2-chloroisopropyl)ether	n/a	<	1.9	µg/L	EPA 625	1.9	5	WKL	D, DF
MO-MEI	2012/13-2	Wet	11/18/2012 8:30:00 AM	12/4/2012 5:27:00 AM	Bis(2-ethylhexyl)adipate	n/a	<	0.1	µg/L	EPA 525.2	0.1	5	WKL	
MO-MEI	2012/13-2	Wet	11/18/2012 8:30:00 AM	12/4/2012 5:27:00 AM	Bis(2-ethylhexyl)phthalate	n/a	DNQ	1.4	µg/L	EPA 525.2	1.1	3	WKL	
MO-MEI	2012/13-2	Wet	11/18/2012 8:30:00 AM	11/28/2012 1:05:00 AM	Butyl benzyl phthalate	n/a	<	0.9	µg/L	EPA 625	0.9	5	WKL	D, DF
MO-MEI	2012/13-2	Wet	11/18/2012 8:30:00 AM	11/29/2012 2:25:00 AM	Chrysene	n/a	<	0.4	µg/L	EPA 8270Cm	0.4	0.4	WKL	D, DF
MO-MEI	2012/13-2	Wet	11/18/2012 8:30:00 AM	11/29/2012 2:25:00 AM	Dibenz(a,h)anthracene	n/a	<	0.4	µg/L	EPA 8270Cm	0.4	0.4	WKL	D, DF
MO-MEI	2012/13-2	Wet	11/18/2012 8:30:00 AM	11/28/2012 1:05:00 AM	Diethyl phthalate	n/a	<	0.75	µg/L	EPA 625	0.75	5	WKL	D, DF
MO-MEI	2012/13-2	Wet	11/18/2012 8:30:00 AM	11/28/2012 1:05:00 AM	Dimethyl phthalate	n/a	<	0.9	µg/L	EPA 625	0.9	5	WKL	D, DF
MO-MEI	2012/13-2	Wet	11/18/2012 8:30:00 AM	11/28/2012 1:05:00 AM	Di-n-butylphthalate	n/a	<	1.2	µg/L	EPA 625	1.2	5	WKL	D, DF
MO-MEI	2012/13-2	Wet	11/18/2012 8:30:00 AM	11/28/2012 1:05:00 AM	Di-n-octylphthalate	n/a	<	0.95	µg/L	EPA 625	0.95	5	WKL	D, DF
MO-MEI	2012/13-2	Wet	11/18/2012 8:30:00 AM	11/29/2012 2:25:00 AM	Fluoranthene	n/a	<	0.4	µg/L	EPA 8270Cm	0.4	0.4	WKL	D, DF
MO-MEI	2012/13-2	Wet	11/18/2012 8:30:00 AM	11/29/2012 2:25:00 AM	Fluorene	n/a	<	0.4	µg/L	EPA 8270Cm	0.4	0.4	WKL	D, DF, EUM
MO-MEI	2012/13-2	Wet	11/18/2012 8:30:00 AM	11/28/2012 1:05:00 AM	Hexachlorobenzene	n/a	<	2.4	µg/L	EPA 625	2.4	5	WKL	D, DF
MO-MEI	2012/13-2	Wet	11/18/2012 8:30:00 AM	11/28/2012 1:05:00 AM	Hexachlorobutadiene	n/a	<	2.4	µg/L	EPA 625	2.4	5	WKL	D, DF
MO-MEI	2012/13-2	Wet	11/18/2012 8:30:00 AM	11/28/2012 1:05:00 AM	Hexachlorocyclopentadiene	n/a	<	7.3	µg/L	EPA 625	7.3	25	WKL	D, DF
MO-MEI	2012/13-2	Wet	11/18/2012 8:30:00 AM	11/28/2012 1:05:00 AM	Hexachloroethane	n/a	<	2.6	µg/L	EPA 625	2.6	5	WKL	D, DF
MO-MEI	2012/13-2	Wet	11/18/2012 8:30:00 AM	11/29/2012 2:25:00 AM	Indeno(1,2,3-cd)pyrene	n/a	<	0.4	µg/L	EPA 8270Cm	0.4	0.4	WKL	D, DF
MO-MEI	2012/13-2	Wet	11/18/2012 8:30:00 AM	11/28/2012 1:05:00 AM	Isophorone	n/a	<	1	µg/L	EPA 625	1	5	WKL	D, DF
MO-MEI	2012/13-2	Wet	11/18/2012 8:30:00 AM	11/29/2012 2:25:00 AM	Naphthalene	n/a	<	0.4	µg/L	EPA 8270Cm	0.4	0.4	WKL	D, DF
MO-MEI	2012/13-2	Wet	11/18/2012 8:30:00 AM	11/28/2012 1:05:00 AM	Nitrobenzene	n/a	<	1.8	µg/L	EPA 625	1.8	5	WKL	D, DF
MO-MEI	2012/13-2	Wet	11/18/2012 8:30:00 AM	11/28/2012 1:05:00 AM	N-Nitrosodimethylamine	n/a	<	0.7	µg/L	EPA 625	0.7	5	WKL	D, DF, EUM
MO-MEI	2012/13-2	Wet	11/18/2012 8:30:00 AM	11/28/2012 1:05:00 AM	N-Nitrosodi-N-propylamine	n/a	<	1.3	µg/L	EPA 625	1.3	5	WKL	D, DF
MO-MEI	2012/13-2	Wet	11/18/2012 8:30:00 AM	11/28/2012 1:05:00 AM	N-Nitrosodiphenylamine	n/a	<	0.95	µg/L	EPA 625	0.95	5	WKL	D, DF
MO-MEI	2012/13-2	Wet	11/18/2012 8:30:00 AM	11/29/2012 2:25:00 AM	Phenanthrene	n/a	<	0.4	µg/L	EPA 8270Cm	0.4	0.4	WKL	D, DF, EUM
MO-MEI	2012/13-2	Wet	11/18/2012 8:30:00 AM	11/29/2012 7:05:00 PM	Phenol	n/a	<	1.4	µg/L	EPA 8270Cm	1.4	4	WKL	D, DF
MO-MEI	2012/13-2	Wet	11/18/2012 8:30:00 AM	11/29/2012 2:25:00 AM	Pyrene	n/a	<	0.4	µg/L	EPA 8270Cm	0.4	0.4	WKL	D, DF, EUM
MO-MEI	2012/13-2	Wet	11/18/2012 8:30:00 AM	11/28/2012 12:52:00 AM	PCB Aroclor 1016	n/a	<	0.05	µg/L	EPA 608	0.05	0.5	WKL	
MO-MEI	2012/13-2	Wet	11/18/2012 8:30:00 AM	11/28/2012 12:52:00 AM	PCB Aroclor 1221	n/a	<	0.06	µg/L	EPA 608	0.06	0.5	WKL	
MO-MEI	2012/13-2	Wet	11/18/2012 8:30:00 AM	11/28/2012 12:52:00 AM	PCB Aroclor 1232	n/a	<	0.15	µg/L	EPA 608	0.15	0.5	WKL	
MO-MEI	2012/13-2	Wet	11/18/2012 8:30:00 AM	11/28/2012 12:52:00 AM	PCB Aroclor 1242	n/a	<	0.07	µg/L	EPA 608	0.07	0.5	WKL	
MO-MEI	2012/13-2	Wet	11/18/2012 8:30:00 AM	11/28/2012 12:52:00 AM	PCB Aroclor 1248	n/a	<	0.06	µg/L	EPA 608	0.06	0.5	WKL	
MO-MEI	2012/13-2	Wet	11/18/2012 8:30:00 AM	11/28/2012 12:52:00 AM	PCB Aroclor 1254	n/a	<	0.04	µg/L	EPA 608	0.04	0.5	WKL	
MO-MEI	2012/13-2	Wet	11/18/2012 8:30:00 AM	11/28/2012 12:52:00 AM	PCB Aroclor 1260	n/a	<	0.04	µg/L	EPA 608	0.04	0.5	WKL	
MO-MEI	2012/13-2	Wet	11/18/2012 8:30:00 AM	12/1/2012 11:26:00 PM	2,4,5-T	n/a	<	0.07	µg/L	EPA 515.3	0.07	0.2	WKL	
MO-MEI	2012/13-2	Wet	11/18/2012 8:30:00 AM	12/1/2012 11:26:00 PM	2,4,5-TP	n/a	<	0.09	µg/L	EPA 515.3	0.09	0.2	WKL	
MO-MEI	2012/13-2	Wet	11/18/2012 8:30:00 AM	12/1/2012 11:26:00 PM	2,4-D	n/a	<	0.07	µg/L	EPA 515.3	0.07	0.4	WKL	

Appendix G
Laboratory Environmental Analysis Results

Site ID	Event	Event Type	Sample Date	Analysis Date	Constituent	Fraction	Sign	Result	Units	Method	MDL	Reporting Limit	Analyzing Laboratory	Qualifier
MO-MEI	2012/13-2	Wet	11/18/2012 8:30:00 AM	12/1/2012 11:26:00 PM	2,4-DB	n/a	<	0.07	µg/L	EPA 515.3	0.07	2	WKL	
MO-MEI	2012/13-2	Wet	11/18/2012 8:30:00 AM	12/1/2012 11:26:00 PM	3,5-Dichlorobenzoic acid	n/a	<	0.09	µg/L	EPA 515.3	0.09	1	WKL	
MO-MEI	2012/13-2	Wet	11/18/2012 8:30:00 AM	11/28/2012 12:52:00 AM	4,4'-DDD	n/a	<	0.003	µg/L	EPA 608	0.003	0.05	WKL	
MO-MEI	2012/13-2	Wet	11/18/2012 8:30:00 AM	11/28/2012 12:52:00 AM	4,4'-DDE	n/a	<	0.0025	µg/L	EPA 608	0.0025	0.05	WKL	
MO-MEI	2012/13-2	Wet	11/18/2012 8:30:00 AM	11/28/2012 12:52:00 AM	4,4'-DDT	n/a	<	0.0031	µg/L	EPA 608	0.0031	0.01	WKL	
MO-MEI	2012/13-2	Wet	11/18/2012 8:30:00 AM	12/1/2012 11:26:00 PM	Acifluorfen	n/a	<	0.06	µg/L	EPA 515.3	0.06	0.4	WKL	
MO-MEI	2012/13-2	Wet	11/18/2012 8:30:00 AM	12/4/2012 5:27:00 AM	Alachlor	n/a	<	0.022	µg/L	EPA 525.2	0.022	0.1	WKL	
MO-MEI	2012/13-2	Wet	11/18/2012 8:30:00 AM	11/28/2012 12:52:00 AM	Aldrin	n/a	<	0.0015	µg/L	EPA 608	0.0015	0.005	WKL	
MO-MEI	2012/13-2	Wet	11/18/2012 8:30:00 AM	11/28/2012 12:52:00 AM	alpha-BHC	n/a	<	0.0018	µg/L	EPA 608	0.0018	0.01	WKL	
MO-MEI	2012/13-2	Wet	11/18/2012 8:30:00 AM	11/28/2012 12:52:00 AM	alpha-Chlordane	n/a	<	0.0041	µg/L	EPA 608	0.0041	0.01	WKL	
MO-MEI	2012/13-2	Wet	11/18/2012 8:30:00 AM	12/4/2012 5:27:00 AM	Atrazine	n/a	<	0.034	µg/L	EPA 525.2	0.034	0.1	WKL	
MO-MEI	2012/13-2	Wet	11/18/2012 8:30:00 AM	12/13/2012 2:49:00 PM	Azinphos methyl	n/a	<	0.0055	µg/L	EPA 525.2	0.0055	0.01	WKL	EUM
MO-MEI	2012/13-2	Wet	11/18/2012 8:30:00 AM	12/1/2012 11:26:00 PM	Bentazon	n/a	<	0.11	µg/L	EPA 515.3	0.11	2	WKL	
MO-MEI	2012/13-2	Wet	11/18/2012 8:30:00 AM	11/28/2012 12:52:00 AM	beta-BHC	n/a	<	0.0031	µg/L	EPA 608	0.0031	0.005	WKL	
MO-MEI	2012/13-2	Wet	11/18/2012 8:30:00 AM	12/13/2012 2:49:00 PM	Bolstar	n/a	<	0.0046	µg/L	EPA 525.2	0.0046	0.01	WKL	
MO-MEI	2012/13-2	Wet	11/18/2012 8:30:00 AM	12/4/2012 5:27:00 AM	Bromacil	n/a	<	0.038	µg/L	EPA 525.2	0.038	1	WKL	
MO-MEI	2012/13-2	Wet	11/18/2012 8:30:00 AM	12/4/2012 5:27:00 AM	Butachlor	n/a	<	0.017	µg/L	EPA 525.2	0.017	0.2	WKL	
MO-MEI	2012/13-2	Wet	11/18/2012 8:30:00 AM	12/4/2012 5:27:00 AM	Captan	n/a	<	0.86	µg/L	EPA 525.2	0.86	1	WKL	
MO-MEI	2012/13-2	Wet	11/18/2012 8:30:00 AM	11/28/2012 12:52:00 AM	Chlordane (technical)	n/a	<	0.08	µg/L	EPA 608	0.08	0.1	WKL	
MO-MEI	2012/13-2	Wet	11/18/2012 8:30:00 AM	12/4/2012 5:27:00 AM	Chloropropham	n/a	<	0.01	µg/L	EPA 525.2	0.01	0.1	WKL	
MO-MEI	2012/13-2	Wet	11/18/2012 8:30:00 AM	12/13/2012 2:49:00 PM	Chlorpyrifos	n/a	<	0.0069	µg/L	EPA 525.2	0.0069	0.01	WKL	
MO-MEI	2012/13-2	Wet	11/18/2012 8:30:00 AM	12/13/2012 2:49:00 PM	Coumaphos	n/a	<	0.0051	µg/L	EPA 525.2	0.0051	0.01	WKL	
MO-MEI	2012/13-2	Wet	11/18/2012 8:30:00 AM	12/4/2012 5:27:00 AM	Cyanazine	n/a	<	0.024	µg/L	EPA 525.2	0.024	0.1	WKL	
MO-MEI	2012/13-2	Wet	11/18/2012 8:30:00 AM	12/1/2012 11:26:00 PM	Dalapon	n/a	<	0.1	µg/L	EPA 515.3	0.1	0.4	WKL	
MO-MEI	2012/13-2	Wet	11/18/2012 8:30:00 AM	12/1/2012 11:26:00 PM	DCPA (Dacthal)	n/a	<	0.07	µg/L	EPA 515.3	0.07	0.1	WKL	
MO-MEI	2012/13-2	Wet	11/18/2012 8:30:00 AM	11/28/2012 12:52:00 AM	delta-BHC	n/a	<	0.0025	µg/L	EPA 608	0.0025	0.005	WKL	
MO-MEI	2012/13-2	Wet	11/18/2012 8:30:00 AM	12/13/2012 2:49:00 PM	Demeton-O	n/a	<	0.01	µg/L	EPA 525.2	0.01	0.01	WKL	
MO-MEI	2012/13-2	Wet	11/18/2012 8:30:00 AM	12/13/2012 2:49:00 PM	Demeton-S	n/a	<	0.01	µg/L	EPA 525.2	0.01	0.01	WKL	
MO-MEI	2012/13-2	Wet	11/18/2012 8:30:00 AM	12/13/2012 2:49:00 PM	Diazinon	n/a	<	0.0052	µg/L	EPA 525.2	0.0052	0.01	WKL	
MO-MEI	2012/13-2	Wet	11/18/2012 8:30:00 AM	12/1/2012 11:26:00 PM	Dicamba	n/a	<	0.12	µg/L	EPA 515.3	0.12	0.6	WKL	
MO-MEI	2012/13-2	Wet	11/18/2012 8:30:00 AM	12/1/2012 11:26:00 PM	Dichlorprop	n/a	<	0.08	µg/L	EPA 515.3	0.08	0.3	WKL	
MO-MEI	2012/13-2	Wet	11/18/2012 8:30:00 AM	12/13/2012 2:49:00 PM	Dichlorvos	n/a	<	0.0029	µg/L	EPA 525.2	0.0029	0.01	WKL	
MO-MEI	2012/13-2	Wet	11/18/2012 8:30:00 AM	11/28/2012 12:52:00 AM	Dieldrin	n/a	<	0.0021	µg/L	EPA 608	0.0021	0.01	WKL	
MO-MEI	2012/13-2	Wet	11/18/2012 8:30:00 AM	12/13/2012 2:49:00 PM	Dimethoate	n/a	<	0.0062	µg/L	EPA 525.2	0.0062	0.01	WKL	
MO-MEI	2012/13-2	Wet	11/18/2012 8:30:00 AM	12/1/2012 11:26:00 PM	Dinoseb	n/a	<	0.14	µg/L	EPA 515.3	0.14	0.4	WKL	
MO-MEI	2012/13-2	Wet	11/18/2012 8:30:00 AM	12/4/2012 5:27:00 AM	Diphenamid	n/a	<	0.024	µg/L	EPA 525.2	0.024	0.1	WKL	
MO-MEI	2012/13-2	Wet	11/18/2012 8:30:00 AM	12/13/2012 2:49:00 PM	Disulfoton	n/a	<	0.01	µg/L	EPA 525.2	0.01	0.01	WKL	
MO-MEI	2012/13-2	Wet	11/18/2012 8:30:00 AM	11/28/2012 12:52:00 AM	Endosulfan I	n/a	<	0.0017	µg/L	EPA 608	0.0017	0.02	WKL	
MO-MEI	2012/13-2	Wet	11/18/2012 8:30:00 AM	11/28/2012 12:52:00 AM	Endosulfan II	n/a	<	0.0019	µg/L	EPA 608	0.0019	0.01	WKL	
MO-MEI	2012/13-2	Wet	11/18/2012 8:30:00 AM	11/28/2012 12:52:00 AM	Endosulfan sulfate	n/a	<	0.008	µg/L	EPA 608	0.008	0.05	WKL	
MO-MEI	2012/13-2	Wet	11/18/2012 8:30:00 AM	11/28/2012 12:52:00 AM	Endrin	n/a	<	0.0028	µg/L	EPA 608	0.0028	0.01	WKL	
MO-MEI	2012/13-2	Wet	11/18/2012 8:30:00 AM	11/28/2012 12:52:00 AM	Endrin aldehyde	n/a	<	0.003	µg/L	EPA 608	0.003	0.01	WKL	
MO-MEI	2012/13-2	Wet	11/18/2012 8:30:00 AM	12/4/2012 5:27:00 AM	EPTC	n/a	<	0.017	µg/L	EPA 525.2	0.017	1	WKL	
MO-MEI	2012/13-2	Wet	11/18/2012 8:30:00 AM	12/13/2012 2:49:00 PM	Ethoprop	n/a	<	0.0067	µg/L	EPA 525.2	0.0067	0.01	WKL	
MO-MEI	2012/13-2	Wet	11/18/2012 8:30:00 AM	12/13/2012 2:49:00 PM	Ethyl parathion	n/a	<	0.0054	µg/L	EPA 525.2	0.0054	0.01	WKL	
MO-MEI	2012/13-2	Wet	11/18/2012 8:30:00 AM	12/13/2012 2:49:00 PM	Fensulfothion	n/a	<	0.0029	µg/L	EPA 525.2	0.0029	0.01	WKL	
MO-MEI	2012/13-2	Wet	11/18/2012 8:30:00 AM	12/13/2012 2:49:00 PM	Fenthion	n/a	<	0.0038	µg/L	EPA 525.2	0.0038	0.01	WKL	
MO-MEI	2012/13-2	Wet	11/18/2012 8:30:00 AM	11/28/2012 12:52:00 AM	gamma-BHC (Lindane)	n/a	<	0.0021	µg/L	EPA 608	0.0021	0.02	WKL	

Appendix G
Laboratory Environmental Analysis Results

Site ID	Event	Event Type	Sample Date	Analysis Date	Constituent	Fraction	Sign	Result	Units	Method	MDL	Reporting Limit	Analyzing Laboratory	Qualifier
MO-MEI	2012/13-2	Wet	11/18/2012 8:30:00 AM	11/28/2012 12:52:00 AM	gamma-Chlordane	n/a	<	0.0044	µg/L	EPA 608	0.0044	0.01	WKL	
MO-MEI	2012/13-2	Wet	11/18/2012 8:30:00 AM	11/28/2012 6:40:00 PM	Glyphosate	n/a	=	77	µg/L	EPA 547	3.6	10	WKL	D
MO-MEI	2012/13-2	Wet	11/18/2012 8:30:00 AM	11/28/2012 12:52:00 AM	Heptachlor	n/a	<	0.0017	µg/L	EPA 608	0.0017	0.01	WKL	
MO-MEI	2012/13-2	Wet	11/18/2012 8:30:00 AM	11/28/2012 12:52:00 AM	Heptachlor epoxide	n/a	<	0.0019	µg/L	EPA 608	0.0019	0.01	WKL	
MO-MEI	2012/13-2	Wet	11/18/2012 8:30:00 AM	12/13/2012 2:49:00 PM	Malathion	n/a	<	0.0076	µg/L	EPA 525.2	0.0076	0.01	WKL	
MO-MEI	2012/13-2	Wet	11/18/2012 8:30:00 AM	12/13/2012 2:49:00 PM	Merphos	n/a	<	0.0058	µg/L	EPA 525.2	0.0058	0.01	WKL	
MO-MEI	2012/13-2	Wet	11/18/2012 8:30:00 AM	11/28/2012 12:52:00 AM	Methoxychlor	n/a	<	0.0054	µg/L	EPA 608	0.0054	0.02	WKL	
MO-MEI	2012/13-2	Wet	11/18/2012 8:30:00 AM	12/13/2012 2:49:00 PM	Methyl parathion	n/a	<	0.0063	µg/L	EPA 525.2	0.0063	0.01	WKL	
MO-MEI	2012/13-2	Wet	11/18/2012 8:30:00 AM	12/4/2012 5:27:00 AM	Metolachlor	n/a	<	0.012	µg/L	EPA 525.2	0.012	0.1	WKL	
MO-MEI	2012/13-2	Wet	11/18/2012 8:30:00 AM	12/4/2012 5:27:00 AM	Metribuzin	n/a	<	0.015	µg/L	EPA 525.2	0.015	0.1	WKL	
MO-MEI	2012/13-2	Wet	11/18/2012 8:30:00 AM	12/13/2012 2:49:00 PM	Mevinphos	n/a	<	0.0042	µg/L	EPA 525.2	0.0042	0.01	WKL	
MO-MEI	2012/13-2	Wet	11/18/2012 8:30:00 AM	12/4/2012 5:27:00 AM	Molinate	n/a	<	0.039	µg/L	EPA 525.2	0.039	0.1	WKL	
MO-MEI	2012/13-2	Wet	11/18/2012 8:30:00 AM	12/13/2012 2:49:00 PM	Naled	n/a	<	0.0076	µg/L	EPA 525.2	0.0076	0.1	WKL	
MO-MEI	2012/13-2	Wet	11/18/2012 8:30:00 AM	12/1/2012 11:26:00 PM	Pentachlorophenol	n/a	DNQ	0.16	µg/L	EPA 515.3	0.04	0.2	WKL	
MO-MEI	2012/13-2	Wet	11/18/2012 8:30:00 AM	12/13/2012 2:49:00 PM	Phorate	n/a	<	0.003	µg/L	EPA 525.2	0.003	0.01	WKL	
MO-MEI	2012/13-2	Wet	11/18/2012 8:30:00 AM	12/1/2012 11:26:00 PM	Picloram	n/a	<	0.05	µg/L	EPA 515.3	0.05	0.6	WKL	
MO-MEI	2012/13-2	Wet	11/18/2012 8:30:00 AM	12/4/2012 5:27:00 AM	Prometon	n/a	<	0.024	µg/L	EPA 525.2	0.024	0.2	WKL	
MO-MEI	2012/13-2	Wet	11/18/2012 8:30:00 AM	12/4/2012 5:27:00 AM	Prometryn	n/a	<	0.036	µg/L	EPA 525.2	0.036	0.1	WKL	
MO-MEI	2012/13-2	Wet	11/18/2012 8:30:00 AM	12/13/2012 2:49:00 PM	Ronnel (Fenchlorphos)	n/a	<	0.0041	µg/L	EPA 525.2	0.0041	0.01	WKL	
MO-MEI	2012/13-2	Wet	11/18/2012 8:30:00 AM	12/4/2012 5:27:00 AM	Simazine	n/a	<	0.015	µg/L	EPA 525.2	0.015	0.1	WKL	
MO-MEI	2012/13-2	Wet	11/18/2012 8:30:00 AM	12/13/2012 2:49:00 PM	Stirophos (Tetrachlorvinphos)	n/a	<	0.0031	µg/L	EPA 525.2	0.0031	0.01	WKL	
MO-MEI	2012/13-2	Wet	11/18/2012 8:30:00 AM	12/4/2012 5:27:00 AM	Terbacil	n/a	<	0.55	µg/L	EPA 525.2	0.55	2	WKL	
MO-MEI	2012/13-2	Wet	11/18/2012 8:30:00 AM	12/4/2012 5:27:00 AM	Thiobencarb	n/a	<	0.025	µg/L	EPA 525.2	0.025	0.2	WKL	
MO-MEI	2012/13-2	Wet	11/18/2012 8:30:00 AM	12/13/2012 2:49:00 PM	Tokuthion	n/a	<	0.0078	µg/L	EPA 525.2	0.0078	0.01	WKL	
MO-MEI	2012/13-2	Wet	11/18/2012 8:30:00 AM	11/28/2012 12:52:00 AM	Toxaphene	n/a	<	0.12	µg/L	EPA 608	0.12	0.5	WKL	
MO-MEI	2012/13-2	Wet	11/18/2012 8:30:00 AM	12/13/2012 2:49:00 PM	Trichloronate	n/a	<	0.0067	µg/L	EPA 525.2	0.0067	0.01	WKL	
MO-MEI	2012/13-2	Wet	11/18/2012 8:30:00 AM	12/4/2012 5:27:00 AM	Trithion	n/a	<	0.012	µg/L	EPA 525.2	0.012	0.1	WKL	
MO-MEI	2012/13-4	Wet	3/8/2013 12:25:00 AM	3/8/2013 11:02:00 PM	E. Coli	n/a	=	12997	MPN/100 mL	MMO-MUG	10	10	VCHCA	
MO-MEI	2012/13-4	Wet	3/8/2013 12:25:00 AM	3/12/2013 3:09:00 AM	Fecal Coliform	n/a	=	16000	MPN/100 mL	SM 9221 E	2	2	VCHCA	
MO-MEI	2012/13-4	Wet	3/8/2013 12:25:00 AM	3/8/2013 11:02:00 PM	Total Coliform	n/a	=	111200	MPN/100 mL	MMO-MUG	1000	1000	VCHCA	
MO-MEI	2012/13-4	Wet	3/8/2013 12:25:00 AM	3/8/2013 12:25:00 AM	Conductivity	n/a	=	53.3	µmhos/cm	Field Meter	-88	1	Field Crew	
MO-MEI	2012/13-4	Wet	3/8/2013 12:25:00 AM	3/22/2013 1:35:00 PM	Cyanide	Total	<	0.0027	mg/L	EPA 335.4	0.0027	0.005	WKL	
MO-MEI	2012/13-4	Wet	3/8/2013 12:25:00 AM	3/8/2013 12:25:00 AM	DO	n/a	=	97.4	%	Field Meter	-88	0.1	Field Crew	
MO-MEI	2012/13-4	Wet	3/8/2013 12:25:00 AM	3/8/2013 12:25:00 AM	DO	n/a	=	10.1	mg/L	Field Meter	-88	0.3	Field Crew	
MO-MEI	2012/13-4	Wet	3/8/2013 12:25:00 AM	3/8/2013 12:25:00 AM	pH	n/a	=	7.64	pH Units	Field Meter	-88	0.01	Field Crew	
MO-MEI	2012/13-4	Wet	3/8/2013 12:25:00 AM	3/8/2013 12:25:00 AM	Salinity	n/a	<	100	mg/L	Field Meter	-88	100	Field Crew	
MO-MEI	2012/13-4	Wet	3/8/2013 12:25:00 AM	3/8/2013 12:25:00 AM	Specific Conductance	n/a	=	73.3	µmhos/cm	Field Meter	-88	1	Field Crew	
MO-MEI	2012/13-4	Wet	3/8/2013 12:25:00 AM	3/8/2013 12:25:00 AM	Temperature	n/a	=	10.4	°C	Field Meter	-88	0.1	Field Crew	
MO-MEI	2012/13-4	Wet	3/8/2013 12:25:00 AM	3/14/2013 3:00:00 PM	Oil and Grease	n/a	DNQ	1.9	mg/L	EPA 1664A	1.3	5	WKL	
MO-MEI	2012/13-4	Wet	3/8/2013 12:25:00 AM	3/14/2013 3:00:00 PM	TPH	n/a	<	1.9	mg/L	EPA 1664A	1.9	5	WKL	
MO-MEI	2012/13-4	Wet	3/8/2013 12:25:00 AM	3/11/2013 5:36:00 PM	2-Chloroethyl vinyl ether	n/a	<	0.61	µg/L	EPA 524.2	0.61	1	WKL	
MO-MEI	2012/13-4	Wet	3/8/2013 12:25:00 AM	3/11/2013 5:36:00 PM	Methyl tert-butyl ether (MTBE)	n/a	<	0.19	µg/L	EPA 524.2	0.19	2	WKL	
MO-MEI	2012/13-4	Wet	3/8/2013 10:44:00 AM	3/19/2013 8:50:00 PM	Chloride	n/a	=	4.4	mg/L	EPA 300.0	0.1	0.5	WKL	
MO-MEI	2012/13-4	Wet	3/8/2013 10:44:00 AM	3/19/2013 8:50:00 PM	Fluoride	n/a	DNQ	0.073	mg/L	EPA 300.0	0.02	0.1	WKL	
MO-MEI	2012/13-4	Wet	3/8/2013 10:44:00 AM	3/19/2013 5:42:00 PM	Perchlorate	n/a	<	0.95	µg/L	EPA 314.0	0.95	2	WKL	
MO-MEI	2012/13-4	Wet	3/8/2013 10:44:00 AM	3/14/2013 11:35:00 AM	Calcium	Total	=	15.5	mg/L	EPA 200.7	0.0156	0.1	WKL	
MO-MEI	2012/13-4	Wet	3/8/2013 10:44:00 AM	3/14/2013 11:35:00 AM	Magnesium	Total	=	6.21	mg/L	EPA 200.7	0.0121	0.1	WKL	
MO-MEI	2012/13-4	Wet	3/8/2013 10:44:00 AM	3/22/2013 10:05:00 AM	Alkalinity as CaCO3	n/a	=	48	mg/L	SM 2320 B	0.56	10	WKL	

Appendix G
Laboratory Environmental Analysis Results

Site ID	Event	Event Type	Sample Date	Analysis Date	Constituent	Fraction	Sign	Result	Units	Method	MDL	Reporting Limit	Analyzing Laboratory	Qualifier
MO-MEI	2012/13-4	Wet	3/8/2013 10:44:00 AM	3/14/2013 2:00:00 PM	BOD	n/a	=	28	mg/L	SM 5210 B	0.1	2	WKL	
MO-MEI	2012/13-4	Wet	3/8/2013 10:44:00 AM	3/20/2013 10:56:00 PM	COD	n/a	=	140	mg/L	EPA 410.4	0.73	5	WKL	
MO-MEI	2012/13-4	Wet	3/8/2013 10:44:00 AM	3/14/2013 11:35:00 AM	Hardness as CaCO3	Total	=	64.4	mg/L	EPA 200.7	0.0885	0.662	WKL	
MO-MEI	2012/13-4	Wet	3/8/2013 10:44:00 AM	3/9/2013 8:43:00 PM	MBAS	n/a	=	0.21	mg/L	SM 5540 C	0.038	0.1	WKL	D
MO-MEI	2012/13-4	Wet	3/8/2013 10:44:00 AM	3/26/2013 12:02:00 PM	Phenolics	n/a	=	0.064	mg/L	EPA 420.4	0.0042	0.01	WKL	
MO-MEI	2012/13-4	Wet	3/8/2013 10:44:00 AM	3/18/2013 3:18:00 PM	Specific Conductance	n/a	=	120	µmhos/cm	SM 2510 B	0.23	2	WKL	
MO-MEI	2012/13-4	Wet	3/8/2013 10:44:00 AM	3/12/2013 9:45:00 PM	Total Dissolved Solids	n/a	=	87	mg/L	SM 2540 C	4	10	WKL	
MO-MEI	2012/13-4	Wet	3/8/2013 10:44:00 AM	3/14/2013 2:56:00 PM	Total Organic Carbon	n/a	=	15	mg/L	SM 5310 C	0.09	3	WKL	D
MO-MEI	2012/13-4	Wet	3/8/2013 10:44:00 AM	3/12/2013 8:00:00 PM	Total Suspended Solids	n/a	=	610	mg/L	SM 2540 D	5	5	WKL	
MO-MEI	2012/13-4	Wet	3/8/2013 10:44:00 AM	3/9/2013 6:55:00 PM	Turbidity	n/a	=	72	NTU	EPA 180.1	0.024	0.1	WKL	
MO-MEI	2012/13-4	Wet	3/8/2013 10:44:00 AM	3/12/2013 8:00:00 PM	Volatile Suspended Solids	n/a	=	140	mg/L	EPA 160.4	3.1	5	WKL	
MO-MEI	2012/13-4	Wet	3/8/2013 10:44:00 AM	4/1/2013 6:25:00 PM	Aluminum	Dissolved	=	36	µg/L	EPA 200.8	0.61	5	WKL	
MO-MEI	2012/13-4	Wet	3/8/2013 10:44:00 AM	4/1/2013 9:56:00 PM	Aluminum	Total	=	8100	µg/L	EPA 200.8	2.1	5	WKL	
MO-MEI	2012/13-4	Wet	3/8/2013 10:44:00 AM	4/1/2013 6:25:00 PM	Antimony	Dissolved	DNQ	0.35	µg/L	EPA 200.8	0.04	0.5	WKL	
MO-MEI	2012/13-4	Wet	3/8/2013 10:44:00 AM	4/1/2013 9:56:00 PM	Antimony	Total	=	0.66	µg/L	EPA 200.8	0.04	0.5	WKL	
MO-MEI	2012/13-4	Wet	3/8/2013 10:44:00 AM	4/1/2013 6:25:00 PM	Arsenic	Dissolved	=	0.75	µg/L	EPA 200.8	0.036	0.4	WKL	
MO-MEI	2012/13-4	Wet	3/8/2013 10:44:00 AM	4/1/2013 9:56:00 PM	Arsenic	Total	=	2.5	µg/L	EPA 200.8	0.13	0.4	WKL	
MO-MEI	2012/13-4	Wet	3/8/2013 10:44:00 AM	4/2/2013 1:05:00 PM	Beryllium	Dissolved	<	0.088	µg/L	EPA 200.8	0.088	0.1	WKL	
MO-MEI	2012/13-4	Wet	3/8/2013 10:44:00 AM	4/2/2013 2:30:00 PM	Beryllium	Total	=	0.35	µg/L	EPA 200.8	0.088	0.1	WKL	
MO-MEI	2012/13-4	Wet	3/8/2013 10:44:00 AM	4/1/2013 6:25:00 PM	Cadmium	Dissolved	DNQ	0.03	µg/L	EPA 200.8	0.02	0.1	WKL	
MO-MEI	2012/13-4	Wet	3/8/2013 10:44:00 AM	4/1/2013 9:56:00 PM	Cadmium	Total	=	0.42	µg/L	EPA 200.8	0.02	0.1	WKL	
MO-MEI	2012/13-4	Wet	3/8/2013 10:44:00 AM	4/1/2013 6:25:00 PM	Chromium	Dissolved	=	0.75	µg/L	EPA 200.8	0.074	0.2	WKL	
MO-MEI	2012/13-4	Wet	3/8/2013 10:44:00 AM	4/1/2013 9:56:00 PM	Chromium	Total	=	15	µg/L	EPA 200.8	0.074	0.2	WKL	
MO-MEI	2012/13-4	Wet	3/8/2013 10:44:00 AM	3/13/2013 3:51:00 PM	Chromium VI	n/a	=	0.47	µg/L	EPA 218.6	0.0059	0.3	WKL	
MO-MEI	2012/13-4	Wet	3/8/2013 10:44:00 AM	4/1/2013 6:25:00 PM	Copper	Dissolved	=	6.9	µg/L	EPA 200.8	0.27	0.5	WKL	
MO-MEI	2012/13-4	Wet	3/8/2013 10:44:00 AM	4/1/2013 9:56:00 PM	Copper	Total	=	32	µg/L	EPA 200.8	0.27	0.5	WKL	
MO-MEI	2012/13-4	Wet	3/8/2013 10:44:00 AM	3/14/2013 11:32:00 AM	Iron	Dissolved	=	78	µg/L	EPA 200.7	1.1	10	WKL	
MO-MEI	2012/13-4	Wet	3/8/2013 10:44:00 AM	3/14/2013 11:35:00 AM	Iron	Total	=	11000	µg/L	EPA 200.7	1.1	10	WKL	
MO-MEI	2012/13-4	Wet	3/8/2013 10:44:00 AM	4/2/2013 1:05:00 PM	Lead	Dissolved	=	0.41	µg/L	EPA 200.8	0.011	0.2	WKL	UL-MB
MO-MEI	2012/13-4	Wet	3/8/2013 10:44:00 AM	4/2/2013 2:30:00 PM	Lead	Total	=	24	µg/L	EPA 200.8	0.035	0.2	WKL	
MO-MEI	2012/13-4	Wet	3/8/2013 10:44:00 AM	3/27/2013 4:49:00 PM	Mercury	Dissolved	<	3.9	ng/L	EPA 245.1	3.9	50	WKL	
MO-MEI	2012/13-4	Wet	3/8/2013 10:44:00 AM	4/3/2013 2:38:00 PM	Mercury	Total	=	73	ng/L	EPA 245.1	3.9	50	WKL	
MO-MEI	2012/13-4	Wet	3/8/2013 10:44:00 AM	4/1/2013 6:25:00 PM	Nickel	Dissolved	=	2	µg/L	EPA 200.8	0.13	0.8	WKL	
MO-MEI	2012/13-4	Wet	3/8/2013 10:44:00 AM	4/1/2013 9:56:00 PM	Nickel	Total	=	22	µg/L	EPA 200.8	0.13	0.8	WKL	
MO-MEI	2012/13-4	Wet	3/8/2013 10:44:00 AM	4/1/2013 6:25:00 PM	Selenium	Dissolved	<	0.28	µg/L	EPA 200.8	0.28	0.4	WKL	
MO-MEI	2012/13-4	Wet	3/8/2013 10:44:00 AM	4/1/2013 9:56:00 PM	Selenium	Total	<	0.28	µg/L	EPA 200.8	0.28	0.4	WKL	
MO-MEI	2012/13-4	Wet	3/8/2013 10:44:00 AM	4/1/2013 6:25:00 PM	Silver	Dissolved	<	0.027	µg/L	EPA 200.8	0.027	0.2	WKL	
MO-MEI	2012/13-4	Wet	3/8/2013 10:44:00 AM	4/1/2013 9:56:00 PM	Silver	Total	DNQ	0.06	µg/L	EPA 200.8	0.027	0.2	WKL	
MO-MEI	2012/13-4	Wet	3/8/2013 10:44:00 AM	4/1/2013 6:25:00 PM	Thallium	Dissolved	<	0.009	µg/L	EPA 200.8	0.009	0.2	WKL	
MO-MEI	2012/13-4	Wet	3/8/2013 10:44:00 AM	4/1/2013 9:56:00 PM	Thallium	Total	DNQ	0.14	µg/L	EPA 200.8	0.034	0.2	WKL	
MO-MEI	2012/13-4	Wet	3/8/2013 10:44:00 AM	4/1/2013 6:25:00 PM	Zinc	Dissolved	=	24	µg/L	EPA 200.8	1.1	5	WKL	
MO-MEI	2012/13-4	Wet	3/8/2013 10:44:00 AM	4/1/2013 9:56:00 PM	Zinc	Total	=	210	µg/L	EPA 200.8	1.1	5	WKL	
MO-MEI	2012/13-4	Wet	3/8/2013 10:44:00 AM	3/26/2013 1:52:00 PM	Ammonia as N	n/a	=	0.27	mg/L	EPA 350.1	0.048	0.1	WKL	
MO-MEI	2012/13-4	Wet	3/8/2013 10:44:00 AM	3/11/2013 5:22:00 PM	Nitrate + Nitrite as N	n/a	=	0.48	mg/L	EPA 353.2	0.01	0.1	WKL	
MO-MEI	2012/13-4	Wet	3/8/2013 10:44:00 AM	4/4/2013 8:01:00 PM	Phosphorus as P	Dissolved	=	0.19	mg/L	EPA 365.1	0.0028	0.02	WKL	D
MO-MEI	2012/13-4	Wet	3/8/2013 10:44:00 AM	3/15/2013 2:33:00 PM	Phosphorus as P	Total	=	0.6	mg/L	EPA 365.1	0.007	0.05	WKL	D
MO-MEI	2012/13-4	Wet	3/8/2013 10:44:00 AM	3/21/2013 1:16:00 PM	TKN	n/a	=	2.3	mg/L	EPA 351.2	0.074	0.1	WKL	
MO-MEI	2012/13-4	Wet	3/8/2013 10:44:00 AM	3/19/2013 1:12:00 AM	1,2,4-Trichlorobenzene	n/a	<	5.5	µg/L	EPA 625	5.5	10	WKL	D

Appendix G
Laboratory Environmental Analysis Results

Site ID	Event	Event Type	Sample Date	Analysis Date	Constituent	Fraction	Sign	Result	Units	Method	MDL	Reporting Limit	Analyzing Laboratory	Qualifier
MO-MEI	2012/13-4	Wet	3/8/2013 10:44:00 AM	3/19/2013 1:12:00 AM	1,2-Dichlorobenzene	n/a	<	5.7	µg/L	EPA 625	5.7	10	WKL	D
MO-MEI	2012/13-4	Wet	3/8/2013 10:44:00 AM	3/19/2013 1:12:00 AM	1,2-Diphenylhydrazine	n/a	<	2.5	µg/L	EPA 625	2.5	10	WKL	D
MO-MEI	2012/13-4	Wet	3/8/2013 10:44:00 AM	3/19/2013 1:12:00 AM	1,3-Dichlorobenzene	n/a	<	5.3	µg/L	EPA 625	5.3	10	WKL	D
MO-MEI	2012/13-4	Wet	3/8/2013 10:44:00 AM	3/19/2013 1:12:00 AM	1,4-Dichlorobenzene	n/a	<	5.5	µg/L	EPA 625	5.5	10	WKL	D
MO-MEI	2012/13-4	Wet	3/8/2013 10:44:00 AM	4/9/2013 9:57:00 PM	1-Methylnaphthalene	n/a	<	1	µg/L	EPA 8270Cm	1	1	WKL	D
MO-MEI	2012/13-4	Wet	3/8/2013 10:44:00 AM	4/11/2013 4:06:00 AM	2,4,5-Trichlorophenol	n/a	<	2.9	µg/L	EPA 8270Cm	2.9	10	WKL	D
MO-MEI	2012/13-4	Wet	3/8/2013 10:44:00 AM	4/11/2013 4:06:00 AM	2,4,6-Trichlorophenol	n/a	<	3	µg/L	EPA 8270Cm	3	10	WKL	D
MO-MEI	2012/13-4	Wet	3/8/2013 10:44:00 AM	4/11/2013 4:06:00 AM	2,4-Dichlorophenol	n/a	<	5.1	µg/L	EPA 8270Cm	5.1	10	WKL	D
MO-MEI	2012/13-4	Wet	3/8/2013 10:44:00 AM	4/11/2013 4:06:00 AM	2,4-Dimethylphenol	n/a	<	10	µg/L	EPA 8270Cm	10	20	WKL	D
MO-MEI	2012/13-4	Wet	3/8/2013 10:44:00 AM	4/11/2013 4:06:00 AM	2,4-Dinitrophenol	n/a	<	10	µg/L	EPA 8270Cm	10	20	WKL	D
MO-MEI	2012/13-4	Wet	3/8/2013 10:44:00 AM	3/19/2013 1:12:00 AM	2,4-Dinitrotoluene	n/a	<	1.8	µg/L	EPA 625	1.8	10	WKL	D
MO-MEI	2012/13-4	Wet	3/8/2013 10:44:00 AM	3/19/2013 1:12:00 AM	2,6-Dinitrotoluene	n/a	<	2.7	µg/L	EPA 625	2.7	10	WKL	D
MO-MEI	2012/13-4	Wet	3/8/2013 10:44:00 AM	3/19/2013 1:12:00 AM	2-Chloronaphthalene	n/a	<	4.5	µg/L	EPA 625	4.5	10	WKL	D
MO-MEI	2012/13-4	Wet	3/8/2013 10:44:00 AM	4/11/2013 4:06:00 AM	2-Chlorophenol	n/a	<	6.5	µg/L	EPA 8270Cm	6.5	10	WKL	D
MO-MEI	2012/13-4	Wet	3/8/2013 10:44:00 AM	4/9/2013 9:57:00 PM	2-Methylnaphthalene	n/a	<	1	µg/L	EPA 8270Cm	1	1	WKL	D
MO-MEI	2012/13-4	Wet	3/8/2013 10:44:00 AM	4/11/2013 4:06:00 AM	2-Methylphenol	n/a	<	3.4	µg/L	EPA 8270Cm	3.4	10	WKL	D
MO-MEI	2012/13-4	Wet	3/8/2013 10:44:00 AM	4/11/2013 4:06:00 AM	2-Nitrophenol	n/a	<	7.1	µg/L	EPA 8270Cm	7.1	10	WKL	D
MO-MEI	2012/13-4	Wet	3/8/2013 10:44:00 AM	3/19/2013 1:12:00 AM	3,3'-Dichlorobenzidine	n/a	<	12	µg/L	EPA 625	12	50	WKL	D
MO-MEI	2012/13-4	Wet	3/8/2013 10:44:00 AM	4/11/2013 4:06:00 AM	3-/4-Methylphenol	n/a	<	3	µg/L	EPA 8270Cm	3	10	WKL	D
MO-MEI	2012/13-4	Wet	3/8/2013 10:44:00 AM	4/11/2013 4:06:00 AM	4,6-Dinitro-2-methylphenol	n/a	<	1.4	µg/L	EPA 8270Cm	1.4	10	WKL	D
MO-MEI	2012/13-4	Wet	3/8/2013 10:44:00 AM	3/19/2013 1:12:00 AM	4-Bromophenyl phenyl ether	n/a	<	3.6	µg/L	EPA 625	3.6	10	WKL	D
MO-MEI	2012/13-4	Wet	3/8/2013 10:44:00 AM	4/11/2013 4:06:00 AM	4-Chloro-3-methylphenol	n/a	<	3.7	µg/L	EPA 8270Cm	3.7	10	WKL	D
MO-MEI	2012/13-4	Wet	3/8/2013 10:44:00 AM	3/19/2013 1:12:00 AM	4-Chlorophenyl phenyl ether	n/a	<	4.1	µg/L	EPA 625	4.1	10	WKL	D
MO-MEI	2012/13-4	Wet	3/8/2013 10:44:00 AM	4/11/2013 4:06:00 AM	4-Nitrophenol	n/a	<	10	µg/L	EPA 8270Cm	10	20	WKL	D
MO-MEI	2012/13-4	Wet	3/8/2013 10:44:00 AM	4/9/2013 9:57:00 PM	Acenaphthene	n/a	<	1	µg/L	EPA 8270Cm	1	1	WKL	D
MO-MEI	2012/13-4	Wet	3/8/2013 10:44:00 AM	4/9/2013 9:57:00 PM	Acenaphthylene	n/a	<	1	µg/L	EPA 8270Cm	1	1	WKL	D
MO-MEI	2012/13-4	Wet	3/8/2013 10:44:00 AM	4/9/2013 9:57:00 PM	Anthracene	n/a	<	1	µg/L	EPA 8270Cm	1	1	WKL	D
MO-MEI	2012/13-4	Wet	3/8/2013 10:44:00 AM	4/9/2013 9:57:00 PM	Benz(a)anthracene	n/a	<	1	µg/L	EPA 8270Cm	1	1	WKL	D
MO-MEI	2012/13-4	Wet	3/8/2013 10:44:00 AM	3/19/2013 1:12:00 AM	Benzidine	n/a	<	37	µg/L	EPA 625	37	100	WKL	D
MO-MEI	2012/13-4	Wet	3/8/2013 10:44:00 AM	3/26/2013 7:24:00 PM	Benzo(a)pyrene	n/a	<	0.07	µg/L	EPA 525.2	0.07	0.1	WKL	
MO-MEI	2012/13-4	Wet	3/8/2013 10:44:00 AM	4/9/2013 9:57:00 PM	Benzo(b)fluoranthene	n/a	<	1	µg/L	EPA 8270Cm	1	1	WKL	D
MO-MEI	2012/13-4	Wet	3/8/2013 10:44:00 AM	4/9/2013 9:57:00 PM	Benzo(g,h,i)perylene	n/a	<	1	µg/L	EPA 8270Cm	1	1	WKL	D
MO-MEI	2012/13-4	Wet	3/8/2013 10:44:00 AM	4/9/2013 9:57:00 PM	Benzo(k)fluoranthene	n/a	<	1	µg/L	EPA 8270Cm	1	1	WKL	D
MO-MEI	2012/13-4	Wet	3/8/2013 10:44:00 AM	3/19/2013 1:12:00 AM	Bis(2-chloroethoxy)methane	n/a	<	2.5	µg/L	EPA 625	2.5	10	WKL	D
MO-MEI	2012/13-4	Wet	3/8/2013 10:44:00 AM	3/19/2013 1:12:00 AM	Bis(2-chloroethyl)ether	n/a	<	2.7	µg/L	EPA 625	2.7	10	WKL	D
MO-MEI	2012/13-4	Wet	3/8/2013 10:44:00 AM	3/19/2013 1:12:00 AM	Bis(2-chloroisopropyl)ether	n/a	<	3.8	µg/L	EPA 625	3.8	10	WKL	D
MO-MEI	2012/13-4	Wet	3/8/2013 10:44:00 AM	3/26/2013 7:24:00 PM	Bis(2-ethylhexyl)adipate	n/a	<	0.1	µg/L	EPA 525.2	0.1	5	WKL	
MO-MEI	2012/13-4	Wet	3/8/2013 10:44:00 AM	3/26/2013 7:24:00 PM	Bis(2-ethylhexyl)phthalate	n/a	DNQ	2.7	µg/L	EPA 525.2	1.1	3	WKL	
MO-MEI	2012/13-4	Wet	3/8/2013 10:44:00 AM	3/19/2013 1:12:00 AM	Butyl benzyl phthalate	n/a	<	1.8	µg/L	EPA 625	1.8	10	WKL	D
MO-MEI	2012/13-4	Wet	3/8/2013 10:44:00 AM	4/9/2013 9:57:00 PM	Chrysene	n/a	<	1	µg/L	EPA 8270Cm	1	1	WKL	D
MO-MEI	2012/13-4	Wet	3/8/2013 10:44:00 AM	4/9/2013 9:57:00 PM	Dibenz(a,h)anthracene	n/a	<	1	µg/L	EPA 8270Cm	1	1	WKL	D
MO-MEI	2012/13-4	Wet	3/8/2013 10:44:00 AM	3/19/2013 1:12:00 AM	Diethyl phthalate	n/a	<	1.5	µg/L	EPA 625	1.5	10	WKL	D
MO-MEI	2012/13-4	Wet	3/8/2013 10:44:00 AM	3/19/2013 1:12:00 AM	Dimethyl phthalate	n/a	<	1.8	µg/L	EPA 625	1.8	10	WKL	D
MO-MEI	2012/13-4	Wet	3/8/2013 10:44:00 AM	3/19/2013 1:12:00 AM	Di-n-butylphthalate	n/a	<	2.4	µg/L	EPA 625	2.4	10	WKL	D
MO-MEI	2012/13-4	Wet	3/8/2013 10:44:00 AM	3/19/2013 1:12:00 AM	Di-n-octylphthalate	n/a	<	1.9	µg/L	EPA 625	1.9	10	WKL	D
MO-MEI	2012/13-4	Wet	3/8/2013 10:44:00 AM	4/9/2013 9:57:00 PM	Fluoranthene	n/a	<	1	µg/L	EPA 8270Cm	1	1	WKL	D
MO-MEI	2012/13-4	Wet	3/8/2013 10:44:00 AM	4/9/2013 9:57:00 PM	Fluorene	n/a	<	1	µg/L	EPA 8270Cm	1	1	WKL	D
MO-MEI	2012/13-4	Wet	3/8/2013 10:44:00 AM	3/19/2013 1:12:00 AM	Hexachlorobenzene	n/a	<	4.9	µg/L	EPA 625	4.9	10	WKL	D

Appendix G
Laboratory Environmental Analysis Results

Site ID	Event	Event Type	Sample Date	Analysis Date	Constituent	Fraction	Sign	Result	Units	Method	MDL	Reporting Limit	Analyzing Laboratory	Qualifier
MO-MEI	2012/13-4	Wet	3/8/2013 10:44:00 AM	3/19/2013 1:12:00 AM	Hexachlorobutadiene	n/a	<	4.7	µg/L	EPA 625	4.7	10	WKL	D
MO-MEI	2012/13-4	Wet	3/8/2013 10:44:00 AM	3/19/2013 1:12:00 AM	Hexachlorocyclopentadiene	n/a	<	15	µg/L	EPA 625	15	50	WKL	D
MO-MEI	2012/13-4	Wet	3/8/2013 10:44:00 AM	3/19/2013 1:12:00 AM	Hexachloroethane	n/a	<	5.2	µg/L	EPA 625	5.2	10	WKL	D
MO-MEI	2012/13-4	Wet	3/8/2013 10:44:00 AM	4/9/2013 9:57:00 PM	Indeno(1,2,3-cd)pyrene	n/a	<	1	µg/L	EPA 8270Cm	1	1	WKL	D
MO-MEI	2012/13-4	Wet	3/8/2013 10:44:00 AM	3/19/2013 1:12:00 AM	Isophorone	n/a	<	2.1	µg/L	EPA 625	2.1	10	WKL	D
MO-MEI	2012/13-4	Wet	3/8/2013 10:44:00 AM	4/9/2013 9:57:00 PM	Naphthalene	n/a	<	1	µg/L	EPA 8270Cm	1	1	WKL	D
MO-MEI	2012/13-4	Wet	3/8/2013 10:44:00 AM	3/19/2013 1:12:00 AM	Nitrobenzene	n/a	<	3.6	µg/L	EPA 625	3.6	10	WKL	D
MO-MEI	2012/13-4	Wet	3/8/2013 10:44:00 AM	3/19/2013 1:12:00 AM	N-Nitrosodimethylamine	n/a	<	1.4	µg/L	EPA 625	1.4	10	WKL	D
MO-MEI	2012/13-4	Wet	3/8/2013 10:44:00 AM	3/19/2013 1:12:00 AM	N-Nitrosodi-N-propylamine	n/a	<	2.6	µg/L	EPA 625	2.6	10	WKL	D
MO-MEI	2012/13-4	Wet	3/8/2013 10:44:00 AM	3/19/2013 1:12:00 AM	N-Nitrosodiphenylamine	n/a	<	1.9	µg/L	EPA 625	1.9	10	WKL	D
MO-MEI	2012/13-4	Wet	3/8/2013 10:44:00 AM	4/9/2013 9:57:00 PM	Phenanthrene	n/a	<	1	µg/L	EPA 8270Cm	1	1	WKL	D
MO-MEI	2012/13-4	Wet	3/8/2013 10:44:00 AM	4/11/2013 4:06:00 AM	Phenol	n/a	<	3.5	µg/L	EPA 8270Cm	3.5	10	WKL	D
MO-MEI	2012/13-4	Wet	3/8/2013 10:44:00 AM	4/9/2013 9:57:00 PM	Pyrene	n/a	<	1	µg/L	EPA 8270Cm	1	1	WKL	D
MO-MEI	2012/13-4	Wet	3/8/2013 10:44:00 AM	3/24/2013 7:06:00 AM	PCB Aroclor 1016	n/a	<	0.05	µg/L	EPA 608	0.05	0.5	WKL	
MO-MEI	2012/13-4	Wet	3/8/2013 10:44:00 AM	3/24/2013 7:06:00 AM	PCB Aroclor 1221	n/a	<	0.06	µg/L	EPA 608	0.06	0.5	WKL	
MO-MEI	2012/13-4	Wet	3/8/2013 10:44:00 AM	3/24/2013 7:06:00 AM	PCB Aroclor 1232	n/a	<	0.15	µg/L	EPA 608	0.15	0.5	WKL	
MO-MEI	2012/13-4	Wet	3/8/2013 10:44:00 AM	3/24/2013 7:06:00 AM	PCB Aroclor 1242	n/a	<	0.07	µg/L	EPA 608	0.07	0.5	WKL	
MO-MEI	2012/13-4	Wet	3/8/2013 10:44:00 AM	3/24/2013 7:06:00 AM	PCB Aroclor 1248	n/a	<	0.06	µg/L	EPA 608	0.06	0.5	WKL	
MO-MEI	2012/13-4	Wet	3/8/2013 10:44:00 AM	3/24/2013 7:06:00 AM	PCB Aroclor 1254	n/a	<	0.04	µg/L	EPA 608	0.04	0.5	WKL	
MO-MEI	2012/13-4	Wet	3/8/2013 10:44:00 AM	3/24/2013 7:06:00 AM	PCB Aroclor 1260	n/a	<	0.04	µg/L	EPA 608	0.04	0.5	WKL	
MO-MEI	2012/13-4	Wet	3/8/2013 10:44:00 AM	3/21/2013 9:18:00 PM	2,4,5-T	n/a	<	0.07	µg/L	EPA 515.3	0.07	0.2	WKL	
MO-MEI	2012/13-4	Wet	3/8/2013 10:44:00 AM	3/21/2013 9:18:00 PM	2,4,5-TP	n/a	<	0.09	µg/L	EPA 515.3	0.09	0.2	WKL	
MO-MEI	2012/13-4	Wet	3/8/2013 10:44:00 AM	3/21/2013 9:18:00 PM	2,4-D	n/a	<	0.07	µg/L	EPA 515.3	0.07	0.4	WKL	
MO-MEI	2012/13-4	Wet	3/8/2013 10:44:00 AM	3/21/2013 9:18:00 PM	2,4-DB	n/a	<	0.07	µg/L	EPA 515.3	0.07	2	WKL	
MO-MEI	2012/13-4	Wet	3/8/2013 10:44:00 AM	3/21/2013 9:18:00 PM	3,5-Dichlorobenzoic acid	n/a	<	0.09	µg/L	EPA 515.3	0.09	1	WKL	
MO-MEI	2012/13-4	Wet	3/8/2013 10:44:00 AM	3/24/2013 7:06:00 AM	4,4'-DDD	n/a	<	0.003	µg/L	EPA 608	0.003	0.05	WKL	
MO-MEI	2012/13-4	Wet	3/8/2013 10:44:00 AM	3/24/2013 7:06:00 AM	4,4'-DDE	n/a	<	0.0025	µg/L	EPA 608	0.0025	0.05	WKL	
MO-MEI	2012/13-4	Wet	3/8/2013 10:44:00 AM	3/24/2013 7:06:00 AM	4,4'-DDT	n/a	<	0.0031	µg/L	EPA 608	0.0031	0.01	WKL	
MO-MEI	2012/13-4	Wet	3/8/2013 10:44:00 AM	3/21/2013 9:18:00 PM	Acifluorfen	n/a	<	0.06	µg/L	EPA 515.3	0.06	0.4	WKL	
MO-MEI	2012/13-4	Wet	3/8/2013 10:44:00 AM	3/26/2013 7:24:00 PM	Alachlor	n/a	<	0.022	µg/L	EPA 525.2	0.022	0.1	WKL	
MO-MEI	2012/13-4	Wet	3/8/2013 10:44:00 AM	3/24/2013 7:06:00 AM	Aldrin	n/a	<	0.0015	µg/L	EPA 608	0.0015	0.005	WKL	
MO-MEI	2012/13-4	Wet	3/8/2013 10:44:00 AM	3/24/2013 7:06:00 AM	alpha-BHC	n/a	<	0.0018	µg/L	EPA 608	0.0018	0.01	WKL	
MO-MEI	2012/13-4	Wet	3/8/2013 10:44:00 AM	3/24/2013 7:06:00 AM	alpha-Chlordane	n/a	<	0.0041	µg/L	EPA 608	0.0041	0.01	WKL	
MO-MEI	2012/13-4	Wet	3/8/2013 10:44:00 AM	3/26/2013 7:24:00 PM	Atrazine	n/a	<	0.034	µg/L	EPA 525.2	0.034	0.1	WKL	
MO-MEI	2012/13-4	Wet	3/8/2013 10:44:00 AM	4/12/2013 5:21:00 AM	Azinphos methyl	n/a	<	0.0055	µg/L	EPA 525.2	0.0055	0.01	WKL	LB-LCSR
MO-MEI	2012/13-4	Wet	3/8/2013 10:44:00 AM	3/21/2013 9:18:00 PM	Bentazon	n/a	<	0.11	µg/L	EPA 515.3	0.11	2	WKL	
MO-MEI	2012/13-4	Wet	3/8/2013 10:44:00 AM	3/24/2013 7:06:00 AM	beta-BHC	n/a	<	0.0031	µg/L	EPA 608	0.0031	0.005	WKL	
MO-MEI	2012/13-4	Wet	3/8/2013 10:44:00 AM	4/12/2013 5:21:00 AM	Bolstar	n/a	<	0.0046	µg/L	EPA 525.2	0.0046	0.01	WKL	
MO-MEI	2012/13-4	Wet	3/8/2013 10:44:00 AM	3/26/2013 7:24:00 PM	Bromacil	n/a	<	0.038	µg/L	EPA 525.2	0.038	1	WKL	
MO-MEI	2012/13-4	Wet	3/8/2013 10:44:00 AM	3/26/2013 7:24:00 PM	Butachlor	n/a	<	0.017	µg/L	EPA 525.2	0.017	0.2	WKL	
MO-MEI	2012/13-4	Wet	3/8/2013 10:44:00 AM	3/26/2013 7:24:00 PM	Captan	n/a	<	0.86	µg/L	EPA 525.2	0.86	1	WKL	
MO-MEI	2012/13-4	Wet	3/8/2013 10:44:00 AM	3/24/2013 7:06:00 AM	Chlordane (technical)	n/a	<	0.08	µg/L	EPA 608	0.08	0.1	WKL	
MO-MEI	2012/13-4	Wet	3/8/2013 10:44:00 AM	3/26/2013 7:24:00 PM	Chloropropham	n/a	<	0.01	µg/L	EPA 525.2	0.01	0.1	WKL	
MO-MEI	2012/13-4	Wet	3/8/2013 10:44:00 AM	4/12/2013 5:21:00 AM	Chlorpyrifos	n/a	<	0.0069	µg/L	EPA 525.2	0.0069	0.01	WKL	
MO-MEI	2012/13-4	Wet	3/8/2013 10:44:00 AM	4/12/2013 5:21:00 AM	Coumaphos	n/a	<	0.0051	µg/L	EPA 525.2	0.0051	0.01	WKL	
MO-MEI	2012/13-4	Wet	3/8/2013 10:44:00 AM	3/26/2013 7:24:00 PM	Cyanazine	n/a	<	0.024	µg/L	EPA 525.2	0.024	0.1	WKL	
MO-MEI	2012/13-4	Wet	3/8/2013 10:44:00 AM	3/21/2013 9:18:00 PM	Dalapon	n/a	<	0.1	µg/L	EPA 515.3	0.1	0.4	WKL	
MO-MEI	2012/13-4	Wet	3/8/2013 10:44:00 AM	3/21/2013 9:18:00 PM	DCPA (Dacthal)	n/a	<	0.07	µg/L	EPA 515.3	0.07	0.1	WKL	

Appendix G
Laboratory Environmental Analysis Results

Site ID	Event	Event Type	Sample Date	Analysis Date	Constituent	Fraction	Sign	Result	Units	Method	MDL	Reporting Limit	Analyzing Laboratory	Qualifier
MO-MEI	2012/13-4	Wet	3/8/2013 10:44:00 AM	3/24/2013 7:06:00 AM	delta-BHC	n/a	<	0.0025	µg/L	EPA 608	0.0025	0.005	WKL	
MO-MEI	2012/13-4	Wet	3/8/2013 10:44:00 AM	4/12/2013 5:21:00 AM	Demeton-O	n/a	<	0.01	µg/L	EPA 525.2	0.01	0.01	WKL	
MO-MEI	2012/13-4	Wet	3/8/2013 10:44:00 AM	4/12/2013 5:21:00 AM	Demeton-S	n/a	<	0.01	µg/L	EPA 525.2	0.01	0.01	WKL	
MO-MEI	2012/13-4	Wet	3/8/2013 10:44:00 AM	4/12/2013 5:21:00 AM	Diazinon	n/a	<	0.0052	µg/L	EPA 525.2	0.0052	0.01	WKL	
MO-MEI	2012/13-4	Wet	3/8/2013 10:44:00 AM	3/21/2013 9:18:00 PM	Dicamba	n/a	<	0.12	µg/L	EPA 515.3	0.12	0.6	WKL	
MO-MEI	2012/13-4	Wet	3/8/2013 10:44:00 AM	3/21/2013 9:18:00 PM	Dichlorprop	n/a	<	0.08	µg/L	EPA 515.3	0.08	0.3	WKL	
MO-MEI	2012/13-4	Wet	3/8/2013 10:44:00 AM	4/12/2013 5:21:00 AM	Dichlorvos	n/a	<	0.0029	µg/L	EPA 525.2	0.0029	0.01	WKL	
MO-MEI	2012/13-4	Wet	3/8/2013 10:44:00 AM	3/24/2013 7:06:00 AM	Dieldrin	n/a	<	0.0021	µg/L	EPA 608	0.0021	0.01	WKL	
MO-MEI	2012/13-4	Wet	3/8/2013 10:44:00 AM	4/12/2013 5:21:00 AM	Dimethoate	n/a	<	0.0062	µg/L	EPA 525.2	0.0062	0.01	WKL	
MO-MEI	2012/13-4	Wet	3/8/2013 10:44:00 AM	3/21/2013 9:18:00 PM	Dinoseb	n/a	<	0.14	µg/L	EPA 515.3	0.14	0.4	WKL	
MO-MEI	2012/13-4	Wet	3/8/2013 10:44:00 AM	3/26/2013 7:24:00 PM	Diphenamid	n/a	<	0.024	µg/L	EPA 525.2	0.024	0.1	WKL	
MO-MEI	2012/13-4	Wet	3/8/2013 10:44:00 AM	4/12/2013 5:21:00 AM	Disulfoton	n/a	<	0.01	µg/L	EPA 525.2	0.01	0.01	WKL	
MO-MEI	2012/13-4	Wet	3/8/2013 10:44:00 AM	3/24/2013 7:06:00 AM	Endosulfan I	n/a	<	0.0017	µg/L	EPA 608	0.0017	0.02	WKL	
MO-MEI	2012/13-4	Wet	3/8/2013 10:44:00 AM	3/24/2013 7:06:00 AM	Endosulfan II	n/a	<	0.0019	µg/L	EPA 608	0.0019	0.01	WKL	
MO-MEI	2012/13-4	Wet	3/8/2013 10:44:00 AM	3/24/2013 7:06:00 AM	Endosulfan sulfate	n/a	<	0.008	µg/L	EPA 608	0.008	0.05	WKL	
MO-MEI	2012/13-4	Wet	3/8/2013 10:44:00 AM	3/24/2013 7:06:00 AM	Endrin	n/a	<	0.0028	µg/L	EPA 608	0.0028	0.01	WKL	
MO-MEI	2012/13-4	Wet	3/8/2013 10:44:00 AM	3/24/2013 7:06:00 AM	Endrin aldehyde	n/a	<	0.003	µg/L	EPA 608	0.003	0.01	WKL	
MO-MEI	2012/13-4	Wet	3/8/2013 10:44:00 AM	3/26/2013 7:24:00 PM	EPTC	n/a	<	0.017	µg/L	EPA 525.2	0.017	1	WKL	
MO-MEI	2012/13-4	Wet	3/8/2013 10:44:00 AM	4/12/2013 5:21:00 AM	Ethoprop	n/a	<	0.0067	µg/L	EPA 525.2	0.0067	0.01	WKL	
MO-MEI	2012/13-4	Wet	3/8/2013 10:44:00 AM	4/12/2013 5:21:00 AM	Ethyl parathion	n/a	<	0.0054	µg/L	EPA 525.2	0.0054	0.01	WKL	
MO-MEI	2012/13-4	Wet	3/8/2013 10:44:00 AM	4/12/2013 5:21:00 AM	Fensulfothion	n/a	<	0.0029	µg/L	EPA 525.2	0.0029	0.01	WKL	
MO-MEI	2012/13-4	Wet	3/8/2013 10:44:00 AM	4/12/2013 5:21:00 AM	Fenthion	n/a	<	0.0038	µg/L	EPA 525.2	0.0038	0.01	WKL	
MO-MEI	2012/13-4	Wet	3/8/2013 10:44:00 AM	3/24/2013 7:06:00 AM	gamma-BHC (Lindane)	n/a	<	0.0021	µg/L	EPA 608	0.0021	0.02	WKL	
MO-MEI	2012/13-4	Wet	3/8/2013 10:44:00 AM	3/24/2013 7:06:00 AM	gamma-Chlordane	n/a	<	0.0044	µg/L	EPA 608	0.0044	0.01	WKL	
MO-MEI	2012/13-4	Wet	3/8/2013 10:44:00 AM	3/12/2013 4:53:00 PM	Glyphosate	n/a	=	24	µg/L	EPA 547	1.8	5	WKL	
MO-MEI	2012/13-4	Wet	3/8/2013 10:44:00 AM	3/24/2013 7:06:00 AM	Heptachlor	n/a	<	0.0017	µg/L	EPA 608	0.0017	0.01	WKL	
MO-MEI	2012/13-4	Wet	3/8/2013 10:44:00 AM	3/24/2013 7:06:00 AM	Heptachlor epoxide	n/a	<	0.0019	µg/L	EPA 608	0.0019	0.01	WKL	
MO-MEI	2012/13-4	Wet	3/8/2013 10:44:00 AM	4/12/2013 5:21:00 AM	Malathion	n/a	<	0.0076	µg/L	EPA 525.2	0.0076	0.01	WKL	
MO-MEI	2012/13-4	Wet	3/8/2013 10:44:00 AM	4/12/2013 5:21:00 AM	Merphos	n/a	<	0.0058	µg/L	EPA 525.2	0.0058	0.01	WKL	
MO-MEI	2012/13-4	Wet	3/8/2013 10:44:00 AM	3/24/2013 7:06:00 AM	Methoxychlor	n/a	<	0.0054	µg/L	EPA 608	0.0054	0.02	WKL	
MO-MEI	2012/13-4	Wet	3/8/2013 10:44:00 AM	4/12/2013 5:21:00 AM	Methyl parathion	n/a	<	0.0063	µg/L	EPA 525.2	0.0063	0.01	WKL	
MO-MEI	2012/13-4	Wet	3/8/2013 10:44:00 AM	3/26/2013 7:24:00 PM	Metolachlor	n/a	<	0.012	µg/L	EPA 525.2	0.012	0.1	WKL	
MO-MEI	2012/13-4	Wet	3/8/2013 10:44:00 AM	3/26/2013 7:24:00 PM	Metribuzin	n/a	<	0.015	µg/L	EPA 525.2	0.015	0.1	WKL	
MO-MEI	2012/13-4	Wet	3/8/2013 10:44:00 AM	4/12/2013 5:21:00 AM	Mevinphos	n/a	<	0.0042	µg/L	EPA 525.2	0.0042	0.01	WKL	
MO-MEI	2012/13-4	Wet	3/8/2013 10:44:00 AM	3/26/2013 7:24:00 PM	Molinate	n/a	<	0.039	µg/L	EPA 525.2	0.039	0.1	WKL	
MO-MEI	2012/13-4	Wet	3/8/2013 10:44:00 AM	4/12/2013 5:21:00 AM	Naled	n/a	<	0.0076	µg/L	EPA 525.2	0.0076	0.01	WKL	
MO-MEI	2012/13-4	Wet	3/8/2013 10:44:00 AM	3/21/2013 9:18:00 PM	Pentachlorophenol	n/a	=	0.21	µg/L	EPA 515.3	0.04	0.2	WKL	
MO-MEI	2012/13-4	Wet	3/8/2013 10:44:00 AM	4/12/2013 5:21:00 AM	Phorate	n/a	<	0.003	µg/L	EPA 525.2	0.003	0.01	WKL	
MO-MEI	2012/13-4	Wet	3/8/2013 10:44:00 AM	3/21/2013 9:18:00 PM	Picloram	n/a	<	0.05	µg/L	EPA 515.3	0.05	0.6	WKL	
MO-MEI	2012/13-4	Wet	3/8/2013 10:44:00 AM	3/26/2013 7:24:00 PM	Prometon	n/a	<	0.024	µg/L	EPA 525.2	0.024	0.2	WKL	
MO-MEI	2012/13-4	Wet	3/8/2013 10:44:00 AM	3/26/2013 7:24:00 PM	Prometryn	n/a	<	0.036	µg/L	EPA 525.2	0.036	0.1	WKL	
MO-MEI	2012/13-4	Wet	3/8/2013 10:44:00 AM	4/12/2013 5:21:00 AM	Ronnel (Fenchlorphos)	n/a	<	0.0041	µg/L	EPA 525.2	0.0041	0.01	WKL	
MO-MEI	2012/13-4	Wet	3/8/2013 10:44:00 AM	3/26/2013 7:24:00 PM	Simazine	n/a	<	0.015	µg/L	EPA 525.2	0.015	0.1	WKL	
MO-MEI	2012/13-4	Wet	3/8/2013 10:44:00 AM	4/12/2013 5:21:00 AM	Stirophos (Tetrachlorvinphos)	n/a	<	0.0031	µg/L	EPA 525.2	0.0031	0.01	WKL	
MO-MEI	2012/13-4	Wet	3/8/2013 10:44:00 AM	3/26/2013 7:24:00 PM	Terbacil	n/a	<	0.55	µg/L	EPA 525.2	0.55	2	WKL	
MO-MEI	2012/13-4	Wet	3/8/2013 10:44:00 AM	3/26/2013 7:24:00 PM	Thiobencarb	n/a	<	0.025	µg/L	EPA 525.2	0.025	0.2	WKL	
MO-MEI	2012/13-4	Wet	3/8/2013 10:44:00 AM	4/12/2013 5:21:00 AM	Tokuthion	n/a	<	0.0078	µg/L	EPA 525.2	0.0078	0.01	WKL	
MO-MEI	2012/13-4	Wet	3/8/2013 10:44:00 AM	3/24/2013 7:06:00 AM	Toxaphene	n/a	<	0.12	µg/L	EPA 608	0.12	0.5	WKL	

Appendix G
Laboratory Environmental Analysis Results

Site ID	Event	Event Type	Sample Date	Analysis Date	Constituent	Fraction	Sign	Result	Units	Method	MDL	Reporting Limit	Analyzing Laboratory	Qualifier
MO-MEI	2012/13-4	Wet	3/8/2013 10:44:00 AM	4/12/2013 5:21:00 AM	Trichloronate	n/a	<	0.0067	µg/L	EPA 525.2	0.0067	0.01	WKL	
MO-MEI	2012/13-4	Wet	3/8/2013 10:44:00 AM	3/26/2013 7:24:00 PM	Trithion	n/a	<	0.012	µg/L	EPA 525.2	0.012	0.1	WKL	
MO-MPK	2012/13-2	Wet	11/17/2012 10:45:00 AM	11/18/2012 9:10:00 AM	E. Coli	n/a	=	7701	MPN/100 mL	MMO-MUG	10	10	VCHCA	
MO-MPK	2012/13-2	Wet	11/17/2012 10:45:00 AM	11/20/2012 2:30:00 PM	Fecal Coliform	n/a	=	16000	MPN/100 mL	SM 9221 E	2	2	VCHCA	
MO-MPK	2012/13-2	Wet	11/17/2012 10:45:00 AM	11/18/2012 9:10:00 AM	Total Coliform	n/a	=	1119900	MPN/100 mL	MMO-MUG	1000	1000	VCHCA	
MO-MPK	2012/13-2	Wet	11/17/2012 10:45:00 AM	11/17/2012 10:45:00 AM	Conductivity	n/a	=	322.8	µmhos/cm	Field Meter	-88	1	Field Crew	
MO-MPK	2012/13-2	Wet	11/17/2012 10:45:00 AM	12/7/2012 2:06:00 PM	Cyanide	Total	<	0.0027	mg/L	EPA 335.4	0.0027	0.005	WKL	
MO-MPK	2012/13-2	Wet	11/17/2012 10:45:00 AM	11/17/2012 10:45:00 AM	DO	n/a	=	9.48	mg/L	Field Meter	-88	0.3	Field Crew	
MO-MPK	2012/13-2	Wet	11/17/2012 10:45:00 AM	11/17/2012 10:45:00 AM	DO	n/a	=	101.2	%	Field Meter	-88	0.1	Field Crew	
MO-MPK	2012/13-2	Wet	11/17/2012 10:45:00 AM	11/17/2012 10:45:00 AM	pH	n/a	=	8.12	pH Units	Field Meter	-88	0.01	Field Crew	
MO-MPK	2012/13-2	Wet	11/17/2012 10:45:00 AM	11/17/2012 10:45:00 AM	Salinity	n/a	=	200	mg/L	Field Meter	-88	100	Field Crew	
MO-MPK	2012/13-2	Wet	11/17/2012 10:45:00 AM	11/17/2012 10:45:00 AM	Specific Conductance	n/a	=	379.5	µmhos/cm	Field Meter	-88	1	Field Crew	
MO-MPK	2012/13-2	Wet	11/17/2012 10:45:00 AM	11/17/2012 10:45:00 AM	Temperature	n/a	=	17.1	°C	Field Meter	-88	0.1	Field Crew	
MO-MPK	2012/13-2	Wet	11/17/2012 10:45:00 AM	11/30/2012 3:45:00 PM	Oil and Grease	n/a	<	1.3	mg/L	EPA 1664A	1.3	5	WKL	
MO-MPK	2012/13-2	Wet	11/17/2012 10:45:00 AM	11/30/2012 3:45:00 PM	TPH	n/a	<	1.9	mg/L	EPA 1664A	1.9	5	WKL	
MO-MPK	2012/13-2	Wet	11/17/2012 10:45:00 AM	11/27/2012 11:46:00 PM	2-Chloroethyl vinyl ether	n/a	<	0.61	µg/L	EPA 524.2	0.61	1	WKL	
MO-MPK	2012/13-2	Wet	11/17/2012 10:45:00 AM	11/27/2012 11:46:00 PM	Methyl tert-butyl ether (MTBE)	n/a	<	0.19	µg/L	EPA 524.2	0.19	2	WKL	
MO-MPK	2012/13-2	Wet	11/18/2012 8:43:00 AM	11/28/2012 12:29:00 PM	Chloride	n/a	=	110	mg/L	EPA 300.0	1	5	WKL	D
MO-MPK	2012/13-2	Wet	11/18/2012 8:43:00 AM	11/28/2012 12:29:00 PM	Fluoride	n/a	=	0.6	mg/L	EPA 300.0	0.02	0.1	WKL	
MO-MPK	2012/13-2	Wet	11/18/2012 8:43:00 AM	11/28/2012 5:40:00 PM	Perchlorate	n/a	<	1.9	µg/L	EPA 314.0	1.9	4	WKL	D
MO-MPK	2012/13-2	Wet	11/18/2012 8:43:00 AM	11/28/2012 12:43:00 PM	Calcium	Total	=	97.4	mg/L	EPA 200.7	0.0156	0.1	WKL	
MO-MPK	2012/13-2	Wet	11/18/2012 8:43:00 AM	11/28/2012 12:43:00 PM	Magnesium	Total	=	29.8	mg/L	EPA 200.7	0.0121	0.1	WKL	
MO-MPK	2012/13-2	Wet	11/18/2012 8:43:00 AM	11/30/2012 4:45:00 PM	Alkalinity as CaCO3	n/a	=	170	mg/L	SM 2320 B	0.56	2	WKL	
MO-MPK	2012/13-2	Wet	11/18/2012 8:43:00 AM	11/24/2012 12:30:00 PM	BOD	n/a	=	46	mg/L	SM 5210 B	0.1	2	WKL	
MO-MPK	2012/13-2	Wet	11/18/2012 8:43:00 AM	11/27/2012 9:06:00 AM	COD	n/a	=	510	mg/L	EPA 410.4	0.73	5	WKL	
MO-MPK	2012/13-2	Wet	11/18/2012 8:43:00 AM	11/28/2012 12:43:00 PM	Hardness as CaCO3	Total	=	366	mg/L	EPA 200.7	0.0885	0.662	WKL	
MO-MPK	2012/13-2	Wet	11/18/2012 8:43:00 AM	11/19/2012 9:46:00 PM	MBAS	n/a	=	0.22	mg/L	SM 5540 C	0.076	0.2	WKL	D
MO-MPK	2012/13-2	Wet	11/18/2012 8:43:00 AM	11/30/2012 3:00:00 PM	Phenolics	n/a	=	0.025	mg/L	EPA 420.4	0.0042	0.01	WKL	
MO-MPK	2012/13-2	Wet	11/18/2012 8:43:00 AM	11/30/2012 11:00:00 AM	Specific Conductance	n/a	=	870	µmhos/cm	SM 2510 B	0.23	2	WKL	
MO-MPK	2012/13-2	Wet	11/18/2012 8:43:00 AM	11/21/2012 11:58:00 AM	Total Dissolved Solids	n/a	=	510	mg/L	SM 2540 C	4	10	WKL	
MO-MPK	2012/13-2	Wet	11/18/2012 8:43:00 AM	11/26/2012 10:48:00 AM	Total Organic Carbon	n/a	=	51	mg/L	SM 5310 C	0.18	6	WKL	D
MO-MPK	2012/13-2	Wet	11/18/2012 8:43:00 AM	11/20/2012 7:20:00 PM	Total Suspended Solids	n/a	=	1200	mg/L	SM 2540 D	5	5	WKL	
MO-MPK	2012/13-2	Wet	11/18/2012 8:43:00 AM	11/19/2012 10:13:00 PM	Turbidity	n/a	=	230	NTU	EPA 180.1	0.024	0.1	WKL	
MO-MPK	2012/13-2	Wet	11/18/2012 8:43:00 AM	11/20/2012 7:20:00 PM	Volatile Suspended Solids	n/a	=	260	mg/L	EPA 160.4	3.1	5	WKL	
MO-MPK	2012/13-2	Wet	11/18/2012 8:43:00 AM	12/3/2012 7:19:00 PM	Aluminum	Dissolved	=	12	µg/L	EPA 200.8	0.61	5	WKL	
MO-MPK	2012/13-2	Wet	11/18/2012 8:43:00 AM	12/4/2012 2:57:00 PM	Aluminum	Total	=	17000	µg/L	EPA 200.8	3	25	WKL	D
MO-MPK	2012/13-2	Wet	11/18/2012 8:43:00 AM	12/3/2012 7:19:00 PM	Antimony	Dissolved	=	0.97	µg/L	EPA 200.8	0.04	0.5	WKL	
MO-MPK	2012/13-2	Wet	11/18/2012 8:43:00 AM	12/3/2012 7:27:00 PM	Antimony	Total	=	1.8	µg/L	EPA 200.8	0.04	0.5	WKL	
MO-MPK	2012/13-2	Wet	11/18/2012 8:43:00 AM	12/3/2012 7:19:00 PM	Arsenic	Dissolved	=	4.4	µg/L	EPA 200.8	0.036	0.4	WKL	
MO-MPK	2012/13-2	Wet	11/18/2012 8:43:00 AM	12/3/2012 7:27:00 PM	Arsenic	Total	=	11	µg/L	EPA 200.8	0.036	0.4	WKL	
MO-MPK	2012/13-2	Wet	11/18/2012 8:43:00 AM	12/3/2012 7:19:00 PM	Beryllium	Dissolved	<	0.088	µg/L	EPA 200.8	0.088	0.1	WKL	
MO-MPK	2012/13-2	Wet	11/18/2012 8:43:00 AM	12/3/2012 7:27:00 PM	Beryllium	Total	=	0.84	µg/L	EPA 200.8	0.088	0.1	WKL	
MO-MPK	2012/13-2	Wet	11/18/2012 8:43:00 AM	12/3/2012 7:19:00 PM	Cadmium	Dissolved	DNQ	0.04	µg/L	EPA 200.8	0.02	0.1	WKL	
MO-MPK	2012/13-2	Wet	11/18/2012 8:43:00 AM	12/3/2012 7:27:00 PM	Cadmium	Total	=	2.8	µg/L	EPA 200.8	0.02	0.1	WKL	
MO-MPK	2012/13-2	Wet	11/18/2012 8:43:00 AM	12/3/2012 7:19:00 PM	Chromium	Dissolved	=	0.68	µg/L	EPA 200.8	0.074	0.2	WKL	
MO-MPK	2012/13-2	Wet	11/18/2012 8:43:00 AM	12/3/2012 7:27:00 PM	Chromium	Total	=	37	µg/L	EPA 200.8	0.074	0.2	WKL	
MO-MPK	2012/13-2	Wet	11/18/2012 8:43:00 AM	12/3/2012 7:33:00 PM	Chromium VI	n/a	DNQ	0.22	µg/L	EPA 218.6	0.0059	0.3	WKL	
MO-MPK	2012/13-2	Wet	11/18/2012 8:43:00 AM	12/3/2012 7:19:00 PM	Copper	Dissolved	=	3.3	µg/L	EPA 200.8	0.27	0.5	WKL	

Appendix G
Laboratory Environmental Analysis Results

Site ID	Event	Event Type	Sample Date	Analysis Date	Constituent	Fraction	Sign	Result	Units	Method	MDL	Reporting Limit	Analyzing Laboratory	Qualifier
MO-MPK	2012/13-2	Wet	11/18/2012 8:43:00 AM	12/3/2012 7:27:00 PM	Copper	Total	=	100	µg/L	EPA 200.8	0.27	0.5	WKL	
MO-MPK	2012/13-2	Wet	11/18/2012 8:43:00 AM	11/28/2012 12:41:00 PM	Iron	Dissolved	=	260	µg/L	EPA 200.7	1.1	10	WKL	
MO-MPK	2012/13-2	Wet	11/18/2012 8:43:00 AM	11/28/2012 12:43:00 PM	Iron	Total	=	24000	µg/L	EPA 200.7	1.1	10	WKL	
MO-MPK	2012/13-2	Wet	11/18/2012 8:43:00 AM	12/3/2012 7:19:00 PM	Lead	Dissolved	=	0.2	µg/L	EPA 200.8	0.011	0.2	WKL	
MO-MPK	2012/13-2	Wet	11/18/2012 8:43:00 AM	12/3/2012 7:27:00 PM	Lead	Total	=	42	µg/L	EPA 200.8	0.011	0.2	WKL	
MO-MPK	2012/13-2	Wet	11/18/2012 8:43:00 AM	12/5/2012 4:54:00 PM	Mercury	Dissolved	DNQ	14	ng/L	EPA 245.1	3.9	50	WKL	
MO-MPK	2012/13-2	Wet	11/18/2012 8:43:00 AM	12/5/2012 4:54:00 PM	Mercury	Total	=	110	ng/L	EPA 245.1	3.9	50	WKL	
MO-MPK	2012/13-2	Wet	11/18/2012 8:43:00 AM	12/3/2012 7:19:00 PM	Nickel	Dissolved	=	7	µg/L	EPA 200.8	0.13	0.8	WKL	
MO-MPK	2012/13-2	Wet	11/18/2012 8:43:00 AM	12/3/2012 7:27:00 PM	Nickel	Total	=	49	µg/L	EPA 200.8	0.13	0.8	WKL	
MO-MPK	2012/13-2	Wet	11/18/2012 8:43:00 AM	12/3/2012 7:19:00 PM	Selenium	Dissolved	DNQ	0.37	µg/L	EPA 200.8	0.28	0.4	WKL	
MO-MPK	2012/13-2	Wet	11/18/2012 8:43:00 AM	12/3/2012 7:27:00 PM	Selenium	Total	=	1.1	µg/L	EPA 200.8	0.28	0.4	WKL	
MO-MPK	2012/13-2	Wet	11/18/2012 8:43:00 AM	12/3/2012 7:19:00 PM	Silver	Dissolved	<	0.027	µg/L	EPA 200.8	0.027	0.2	WKL	
MO-MPK	2012/13-2	Wet	11/18/2012 8:43:00 AM	12/3/2012 7:27:00 PM	Silver	Total	=	0.36	µg/L	EPA 200.8	0.027	0.2	WKL	
MO-MPK	2012/13-2	Wet	11/18/2012 8:43:00 AM	12/3/2012 7:19:00 PM	Thallium	Dissolved	<	0.009	µg/L	EPA 200.8	0.009	0.2	WKL	
MO-MPK	2012/13-2	Wet	11/18/2012 8:43:00 AM	12/3/2012 7:27:00 PM	Thallium	Total	=	0.38	µg/L	EPA 200.8	0.009	0.2	WKL	
MO-MPK	2012/13-2	Wet	11/18/2012 8:43:00 AM	12/3/2012 7:19:00 PM	Zinc	Dissolved	DNQ	3.8	µg/L	EPA 200.8	1.1	5	WKL	
MO-MPK	2012/13-2	Wet	11/18/2012 8:43:00 AM	12/3/2012 7:27:00 PM	Zinc	Total	=	540	µg/L	EPA 200.8	1.1	5	WKL	
MO-MPK	2012/13-2	Wet	11/18/2012 8:43:00 AM	12/5/2012 5:51:00 PM	Ammonia as N	n/a	=	3.3	mg/L	EPA 350.1	0.24	0.5	WKL	D
MO-MPK	2012/13-2	Wet	11/18/2012 8:43:00 AM	11/19/2012 7:08:00 PM	Nitrate + Nitrite as N	n/a	=	3.1	mg/L	EPA 353.2	0.01	0.1	WKL	
MO-MPK	2012/13-2	Wet	11/18/2012 8:43:00 AM	12/14/2012 1:01:00 PM	Phosphorus as P	Dissolved	=	0.68	mg/L	EPA 365.1	0.014	0.1	WKL	D, DG
MO-MPK	2012/13-2	Wet	11/18/2012 8:43:00 AM	12/14/2012 11:37:00 AM	Phosphorus as P	Total	=	5.2	mg/L	EPA 365.1	0.07	0.5	WKL	DG
MO-MPK	2012/13-2	Wet	11/18/2012 8:43:00 AM	11/28/2012 4:23:00 PM	TKN	n/a	=	19	mg/L	EPA 351.2	0.74	1	WKL	D
MO-MPK	2012/13-2	Wet	11/18/2012 8:43:00 AM	11/28/2012 3:36:00 AM	1,2,4-Trichlorobenzene	n/a	<	1.1	µg/L	EPA 625	1.1	2	WKL	D, DF
MO-MPK	2012/13-2	Wet	11/18/2012 8:43:00 AM	11/28/2012 3:36:00 AM	1,2-Dichlorobenzene	n/a	<	1.1	µg/L	EPA 625	1.1	2	WKL	D, DF
MO-MPK	2012/13-2	Wet	11/18/2012 8:43:00 AM	11/28/2012 3:36:00 AM	1,2-Diphenylhydrazine	n/a	<	0.5	µg/L	EPA 625	0.5	2	WKL	D, DF
MO-MPK	2012/13-2	Wet	11/18/2012 8:43:00 AM	11/28/2012 3:36:00 AM	1,3-Dichlorobenzene	n/a	<	1.1	µg/L	EPA 625	1.1	2	WKL	D, DF
MO-MPK	2012/13-2	Wet	11/18/2012 8:43:00 AM	11/28/2012 3:36:00 AM	1,4-Dichlorobenzene	n/a	<	1.1	µg/L	EPA 625	1.1	2	WKL	D, DF
MO-MPK	2012/13-2	Wet	11/18/2012 8:43:00 AM	11/29/2012 5:19:00 AM	1-Methylnaphthalene	n/a	<	0.1	µg/L	EPA 8270Cm	0.1	0.1	WKL	
MO-MPK	2012/13-2	Wet	11/18/2012 8:43:00 AM	11/29/2012 9:29:00 PM	2,4,5-Trichlorophenol	n/a	<	0.29	µg/L	EPA 8270Cm	0.29	1	WKL	
MO-MPK	2012/13-2	Wet	11/18/2012 8:43:00 AM	11/29/2012 9:29:00 PM	2,4,6-Trichlorophenol	n/a	<	0.3	µg/L	EPA 8270Cm	0.3	1	WKL	EUM
MO-MPK	2012/13-2	Wet	11/18/2012 8:43:00 AM	11/29/2012 9:29:00 PM	2,4-Dichlorophenol	n/a	<	0.51	µg/L	EPA 8270Cm	0.51	1	WKL	
MO-MPK	2012/13-2	Wet	11/18/2012 8:43:00 AM	11/29/2012 9:29:00 PM	2,4-Dimethylphenol	n/a	<	1	µg/L	EPA 8270Cm	1	2	WKL	
MO-MPK	2012/13-2	Wet	11/18/2012 8:43:00 AM	11/29/2012 9:29:00 PM	2,4-Dinitrophenol	n/a	<	1	µg/L	EPA 8270Cm	1	2	WKL	
MO-MPK	2012/13-2	Wet	11/18/2012 8:43:00 AM	11/28/2012 3:36:00 AM	2,4-Dinitrotoluene	n/a	<	0.36	µg/L	EPA 625	0.36	2	WKL	D, DF
MO-MPK	2012/13-2	Wet	11/18/2012 8:43:00 AM	11/28/2012 3:36:00 AM	2,6-Dinitrotoluene	n/a	<	0.54	µg/L	EPA 625	0.54	2	WKL	D, DF
MO-MPK	2012/13-2	Wet	11/18/2012 8:43:00 AM	11/28/2012 3:36:00 AM	2-Chloronaphthalene	n/a	<	0.9	µg/L	EPA 625	0.9	2	WKL	D, DF
MO-MPK	2012/13-2	Wet	11/18/2012 8:43:00 AM	11/29/2012 9:29:00 PM	2-Chlorophenol	n/a	<	0.65	µg/L	EPA 8270Cm	0.65	1	WKL	EUM
MO-MPK	2012/13-2	Wet	11/18/2012 8:43:00 AM	11/29/2012 5:19:00 AM	2-Methylnaphthalene	n/a	<	0.1	µg/L	EPA 8270Cm	0.1	0.1	WKL	
MO-MPK	2012/13-2	Wet	11/18/2012 8:43:00 AM	11/29/2012 9:29:00 PM	2-Methylphenol	n/a	<	0.34	µg/L	EPA 8270Cm	0.34	1	WKL	
MO-MPK	2012/13-2	Wet	11/18/2012 8:43:00 AM	11/29/2012 9:29:00 PM	2-Nitrophenol	n/a	<	0.71	µg/L	EPA 8270Cm	0.71	1	WKL	
MO-MPK	2012/13-2	Wet	11/18/2012 8:43:00 AM	11/28/2012 3:36:00 AM	3,3'-Dichlorobenzidine	n/a	<	2.4	µg/L	EPA 625	2.4	10	WKL	D, DF
MO-MPK	2012/13-2	Wet	11/18/2012 8:43:00 AM	11/29/2012 9:29:00 PM	3-/4-Methylphenol	n/a	<	0.3	µg/L	EPA 8270Cm	0.3	1	WKL	
MO-MPK	2012/13-2	Wet	11/18/2012 8:43:00 AM	11/29/2012 9:29:00 PM	4,6-Dinitro-2-methylphenol	n/a	<	0.14	µg/L	EPA 8270Cm	0.14	1	WKL	
MO-MPK	2012/13-2	Wet	11/18/2012 8:43:00 AM	11/28/2012 3:36:00 AM	4-Bromophenyl phenyl ether	n/a	<	0.72	µg/L	EPA 625	0.72	2	WKL	D, DF
MO-MPK	2012/13-2	Wet	11/18/2012 8:43:00 AM	11/29/2012 9:29:00 PM	4-Chloro-3-methylphenol	n/a	<	0.37	µg/L	EPA 8270Cm	0.37	1	WKL	
MO-MPK	2012/13-2	Wet	11/18/2012 8:43:00 AM	11/28/2012 3:36:00 AM	4-Chlorophenyl phenyl ether	n/a	<	0.82	µg/L	EPA 625	0.82	2	WKL	D, DF
MO-MPK	2012/13-2	Wet	11/18/2012 8:43:00 AM	11/29/2012 9:29:00 PM	4-Nitrophenol	n/a	<	1	µg/L	EPA 8270Cm	1	2	WKL	
MO-MPK	2012/13-2	Wet	11/18/2012 8:43:00 AM	11/29/2012 5:19:00 AM	Acenaphthene	n/a	<	0.1	µg/L	EPA 8270Cm	0.1	0.1	WKL	EUM

Appendix G
Laboratory Environmental Analysis Results

Site ID	Event	Event Type	Sample Date	Analysis Date	Constituent	Fraction	Sign	Result	Units	Method	MDL	Reporting Limit	Analyzing Laboratory	Qualifier
MO-MPK	2012/13-2	Wet	11/18/2012 8:43:00 AM	11/29/2012 5:19:00 AM	Acenaphthylene	n/a	<	0.1	µg/L	EPA 8270Cm	0.1	0.1	WKL	
MO-MPK	2012/13-2	Wet	11/18/2012 8:43:00 AM	11/29/2012 5:19:00 AM	Anthracene	n/a	<	0.1	µg/L	EPA 8270Cm	0.1	0.1	WKL	
MO-MPK	2012/13-2	Wet	11/18/2012 8:43:00 AM	11/29/2012 5:19:00 AM	Benz(a)anthracene	n/a	<	0.1	µg/L	EPA 8270Cm	0.1	0.1	WKL	
MO-MPK	2012/13-2	Wet	11/18/2012 8:43:00 AM	11/28/2012 3:36:00 AM	Benzidine	n/a	<	7.3	µg/L	EPA 625	7.3	20	WKL	D, DF
MO-MPK	2012/13-2	Wet	11/18/2012 8:43:00 AM	12/4/2012 7:43:00 AM	Benzo(a)pyrene	n/a	<	0.07	µg/L	EPA 525.2	0.07	0.1	WKL	
MO-MPK	2012/13-2	Wet	11/18/2012 8:43:00 AM	11/29/2012 5:19:00 AM	Benzo(b)fluoranthene	n/a	=	0.16	µg/L	EPA 8270Cm	0.1	0.1	WKL	
MO-MPK	2012/13-2	Wet	11/18/2012 8:43:00 AM	11/29/2012 5:19:00 AM	Benzo(g,h,i)perylene	n/a	=	0.11	µg/L	EPA 8270Cm	0.1	0.1	WKL	
MO-MPK	2012/13-2	Wet	11/18/2012 8:43:00 AM	11/29/2012 5:19:00 AM	Benzo(k)fluoranthene	n/a	<	0.1	µg/L	EPA 8270Cm	0.1	0.1	WKL	
MO-MPK	2012/13-2	Wet	11/18/2012 8:43:00 AM	11/28/2012 3:36:00 AM	Bis(2-chloroethoxy)methane	n/a	<	0.5	µg/L	EPA 625	0.5	2	WKL	D, DF
MO-MPK	2012/13-2	Wet	11/18/2012 8:43:00 AM	11/28/2012 3:36:00 AM	Bis(2-chloroethyl)ether	n/a	<	0.54	µg/L	EPA 625	0.54	2	WKL	D, DF
MO-MPK	2012/13-2	Wet	11/18/2012 8:43:00 AM	11/28/2012 3:36:00 AM	Bis(2-chloroisopropyl)ether	n/a	<	0.76	µg/L	EPA 625	0.76	2	WKL	D, DF
MO-MPK	2012/13-2	Wet	11/18/2012 8:43:00 AM	12/4/2012 7:43:00 AM	Bis(2-ethylhexyl)adipate	n/a	<	0.1	µg/L	EPA 525.2	0.1	5	WKL	
MO-MPK	2012/13-2	Wet	11/18/2012 8:43:00 AM	12/4/2012 7:43:00 AM	Bis(2-ethylhexyl)phthalate	n/a	DNQ	1.1	µg/L	EPA 525.2	1.1	3	WKL	
MO-MPK	2012/13-2	Wet	11/18/2012 8:43:00 AM	11/28/2012 3:36:00 AM	Butyl benzyl phthalate	n/a	DNQ	0.52	µg/L	EPA 625	0.36	2	WKL	D, DF
MO-MPK	2012/13-2	Wet	11/18/2012 8:43:00 AM	11/29/2012 5:19:00 AM	Chrysene	n/a	=	0.23	µg/L	EPA 8270Cm	0.1	0.1	WKL	
MO-MPK	2012/13-2	Wet	11/18/2012 8:43:00 AM	11/29/2012 5:19:00 AM	Dibenz(a,h)anthracene	n/a	<	0.1	µg/L	EPA 8270Cm	0.1	0.1	WKL	
MO-MPK	2012/13-2	Wet	11/18/2012 8:43:00 AM	11/28/2012 3:36:00 AM	Diethyl phthalate	n/a	DNQ	0.82	µg/L	EPA 625	0.3	2	WKL	D, DF
MO-MPK	2012/13-2	Wet	11/18/2012 8:43:00 AM	11/28/2012 3:36:00 AM	Dimethyl phthalate	n/a	<	0.36	µg/L	EPA 625	0.36	2	WKL	D, DF
MO-MPK	2012/13-2	Wet	11/18/2012 8:43:00 AM	11/28/2012 3:36:00 AM	Di-n-butylphthalate	n/a	<	0.48	µg/L	EPA 625	0.48	2	WKL	D, DF
MO-MPK	2012/13-2	Wet	11/18/2012 8:43:00 AM	11/28/2012 3:36:00 AM	Di-n-octylphthalate	n/a	<	0.38	µg/L	EPA 625	0.38	2	WKL	D, DF
MO-MPK	2012/13-2	Wet	11/18/2012 8:43:00 AM	11/29/2012 5:19:00 AM	Fluoranthene	n/a	=	0.19	µg/L	EPA 8270Cm	0.1	0.1	WKL	
MO-MPK	2012/13-2	Wet	11/18/2012 8:43:00 AM	11/29/2012 5:19:00 AM	Fluorene	n/a	<	0.1	µg/L	EPA 8270Cm	0.1	0.1	WKL	EUM
MO-MPK	2012/13-2	Wet	11/18/2012 8:43:00 AM	11/28/2012 3:36:00 AM	Hexachlorobenzene	n/a	<	0.98	µg/L	EPA 625	0.98	2	WKL	D, DF
MO-MPK	2012/13-2	Wet	11/18/2012 8:43:00 AM	11/28/2012 3:36:00 AM	Hexachlorobutadiene	n/a	<	0.94	µg/L	EPA 625	0.94	2	WKL	D, DF
MO-MPK	2012/13-2	Wet	11/18/2012 8:43:00 AM	11/28/2012 3:36:00 AM	Hexachlorocyclopentadiene	n/a	<	2.9	µg/L	EPA 625	2.9	10	WKL	D, DF
MO-MPK	2012/13-2	Wet	11/18/2012 8:43:00 AM	11/28/2012 3:36:00 AM	Hexachloroethane	n/a	<	1	µg/L	EPA 625	1	2	WKL	D, DF
MO-MPK	2012/13-2	Wet	11/18/2012 8:43:00 AM	11/29/2012 5:19:00 AM	Indeno(1,2,3-cd)pyrene	n/a	<	0.1	µg/L	EPA 8270Cm	0.1	0.1	WKL	
MO-MPK	2012/13-2	Wet	11/18/2012 8:43:00 AM	11/28/2012 3:36:00 AM	Isophorone	n/a	<	0.42	µg/L	EPA 625	0.42	2	WKL	D, DF
MO-MPK	2012/13-2	Wet	11/18/2012 8:43:00 AM	11/29/2012 5:19:00 AM	Naphthalene	n/a	<	0.1	µg/L	EPA 8270Cm	0.1	0.1	WKL	
MO-MPK	2012/13-2	Wet	11/18/2012 8:43:00 AM	11/28/2012 3:36:00 AM	Nitrobenzene	n/a	<	0.72	µg/L	EPA 625	0.72	2	WKL	D, DF
MO-MPK	2012/13-2	Wet	11/18/2012 8:43:00 AM	11/28/2012 3:36:00 AM	N-Nitrosodimethylamine	n/a	<	0.28	µg/L	EPA 625	0.28	2	WKL	D, DF, EUM
MO-MPK	2012/13-2	Wet	11/18/2012 8:43:00 AM	11/28/2012 3:36:00 AM	N-Nitrosodi-N-propylamine	n/a	<	0.52	µg/L	EPA 625	0.52	2	WKL	D, DF
MO-MPK	2012/13-2	Wet	11/18/2012 8:43:00 AM	11/28/2012 3:36:00 AM	N-Nitrosodiphenylamine	n/a	<	0.38	µg/L	EPA 625	0.38	2	WKL	D, DF
MO-MPK	2012/13-2	Wet	11/18/2012 8:43:00 AM	11/29/2012 5:19:00 AM	Phenanthrene	n/a	=	0.15	µg/L	EPA 8270Cm	0.1	0.1	WKL	EUM
MO-MPK	2012/13-2	Wet	11/18/2012 8:43:00 AM	11/29/2012 9:29:00 PM	Phenol	n/a	<	0.35	µg/L	EPA 8270Cm	0.35	1	WKL	
MO-MPK	2012/13-2	Wet	11/18/2012 8:43:00 AM	11/29/2012 5:19:00 AM	Pyrene	n/a	=	0.13	µg/L	EPA 8270Cm	0.1	0.1	WKL	EUM
MO-MPK	2012/13-2	Wet	11/18/2012 8:43:00 AM	11/28/2012 5:35:00 AM	PCB Aroclor 1016	n/a	<	0.05	µg/L	EPA 608	0.05	0.5	WKL	
MO-MPK	2012/13-2	Wet	11/18/2012 8:43:00 AM	11/28/2012 5:35:00 AM	PCB Aroclor 1221	n/a	<	0.06	µg/L	EPA 608	0.06	0.5	WKL	
MO-MPK	2012/13-2	Wet	11/18/2012 8:43:00 AM	11/28/2012 5:35:00 AM	PCB Aroclor 1232	n/a	<	0.15	µg/L	EPA 608	0.15	0.5	WKL	
MO-MPK	2012/13-2	Wet	11/18/2012 8:43:00 AM	11/28/2012 5:35:00 AM	PCB Aroclor 1242	n/a	<	0.07	µg/L	EPA 608	0.07	0.5	WKL	
MO-MPK	2012/13-2	Wet	11/18/2012 8:43:00 AM	11/28/2012 5:35:00 AM	PCB Aroclor 1248	n/a	<	0.06	µg/L	EPA 608	0.06	0.5	WKL	
MO-MPK	2012/13-2	Wet	11/18/2012 8:43:00 AM	11/28/2012 5:35:00 AM	PCB Aroclor 1254	n/a	<	0.04	µg/L	EPA 608	0.04	0.5	WKL	
MO-MPK	2012/13-2	Wet	11/18/2012 8:43:00 AM	11/28/2012 5:35:00 AM	PCB Aroclor 1260	n/a	<	0.04	µg/L	EPA 608	0.04	0.5	WKL	
MO-MPK	2012/13-2	Wet	11/18/2012 8:43:00 AM	12/2/2012 3:02:00 AM	2,4,5-T	n/a	<	0.07	µg/L	EPA 515.3	0.07	0.2	WKL	
MO-MPK	2012/13-2	Wet	11/18/2012 8:43:00 AM	12/2/2012 3:02:00 AM	2,4,5-TP	n/a	<	0.09	µg/L	EPA 515.3	0.09	0.2	WKL	
MO-MPK	2012/13-2	Wet	11/18/2012 8:43:00 AM	12/2/2012 3:02:00 AM	2,4-D	n/a	<	0.07	µg/L	EPA 515.3	0.07	0.4	WKL	
MO-MPK	2012/13-2	Wet	11/18/2012 8:43:00 AM	12/2/2012 3:02:00 AM	2,4-DB	n/a	<	0.07	µg/L	EPA 515.3	0.07	2	WKL	
MO-MPK	2012/13-2	Wet	11/18/2012 8:43:00 AM	12/2/2012 3:02:00 AM	3,5-Dichlorobenzoic acid	n/a	<	0.09	µg/L	EPA 515.3	0.09	1	WKL	

Appendix G
Laboratory Environmental Analysis Results

Site ID	Event	Event Type	Sample Date	Analysis Date	Constituent	Fraction	Sign	Result	Units	Method	MDL	Reporting Limit	Analyzing Laboratory	Qualifier
MO-MPK	2012/13-2	Wet	11/18/2012 8:43:00 AM	11/28/2012 5:35:00 AM	4,4'-DDD	n/a	<	0.003	µg/L	EPA 608	0.003	0.05	WKL	
MO-MPK	2012/13-2	Wet	11/18/2012 8:43:00 AM	11/28/2012 5:35:00 AM	4,4'-DDE	n/a	<	0.0025	µg/L	EPA 608	0.0025	0.05	WKL	
MO-MPK	2012/13-2	Wet	11/18/2012 8:43:00 AM	11/28/2012 5:35:00 AM	4,4'-DDT	n/a	<	0.0031	µg/L	EPA 608	0.0031	0.01	WKL	
MO-MPK	2012/13-2	Wet	11/18/2012 8:43:00 AM	12/2/2012 3:02:00 AM	Acifluorfen	n/a	<	0.06	µg/L	EPA 515.3	0.06	0.4	WKL	
MO-MPK	2012/13-2	Wet	11/18/2012 8:43:00 AM	12/4/2012 7:43:00 AM	Alachlor	n/a	<	0.022	µg/L	EPA 525.2	0.022	0.1	WKL	
MO-MPK	2012/13-2	Wet	11/18/2012 8:43:00 AM	11/28/2012 5:35:00 AM	Aldrin	n/a	<	0.0015	µg/L	EPA 608	0.0015	0.005	WKL	
MO-MPK	2012/13-2	Wet	11/18/2012 8:43:00 AM	11/28/2012 5:35:00 AM	alpha-BHC	n/a	<	0.0018	µg/L	EPA 608	0.0018	0.01	WKL	
MO-MPK	2012/13-2	Wet	11/18/2012 8:43:00 AM	11/28/2012 5:35:00 AM	alpha-Chlordane	n/a	<	0.0041	µg/L	EPA 608	0.0041	0.01	WKL	
MO-MPK	2012/13-2	Wet	11/18/2012 8:43:00 AM	12/4/2012 7:43:00 AM	Atrazine	n/a	<	0.034	µg/L	EPA 525.2	0.034	0.1	WKL	
MO-MPK	2012/13-2	Wet	11/18/2012 8:43:00 AM	12/13/2012 2:49:00 PM	Azinphos methyl	n/a	<	0.0055	µg/L	EPA 525.2	0.0055	0.01	WKL	EUM
MO-MPK	2012/13-2	Wet	11/18/2012 8:43:00 AM	12/2/2012 3:02:00 AM	Bentazon	n/a	<	0.11	µg/L	EPA 515.3	0.11	2	WKL	
MO-MPK	2012/13-2	Wet	11/18/2012 8:43:00 AM	11/28/2012 5:35:00 AM	beta-BHC	n/a	<	0.0031	µg/L	EPA 608	0.0031	0.005	WKL	
MO-MPK	2012/13-2	Wet	11/18/2012 8:43:00 AM	12/13/2012 2:49:00 PM	Bolstar	n/a	<	0.0046	µg/L	EPA 525.2	0.0046	0.01	WKL	
MO-MPK	2012/13-2	Wet	11/18/2012 8:43:00 AM	12/4/2012 7:43:00 AM	Bromacil	n/a	<	0.038	µg/L	EPA 525.2	0.038	1	WKL	
MO-MPK	2012/13-2	Wet	11/18/2012 8:43:00 AM	12/4/2012 7:43:00 AM	Butachlor	n/a	<	0.017	µg/L	EPA 525.2	0.017	0.2	WKL	
MO-MPK	2012/13-2	Wet	11/18/2012 8:43:00 AM	12/4/2012 7:43:00 AM	Captan	n/a	<	0.86	µg/L	EPA 525.2	0.86	1	WKL	
MO-MPK	2012/13-2	Wet	11/18/2012 8:43:00 AM	11/28/2012 5:35:00 AM	Chlordane (technical)	n/a	<	0.08	µg/L	EPA 608	0.08	0.1	WKL	
MO-MPK	2012/13-2	Wet	11/18/2012 8:43:00 AM	12/4/2012 7:43:00 AM	Chloropropham	n/a	<	0.01	µg/L	EPA 525.2	0.01	0.1	WKL	
MO-MPK	2012/13-2	Wet	11/18/2012 8:43:00 AM	12/13/2012 2:49:00 PM	Chlorpyrifos	n/a	DNQ	0.0094	µg/L	EPA 525.2	0.0069	0.01	WKL	
MO-MPK	2012/13-2	Wet	11/18/2012 8:43:00 AM	12/13/2012 2:49:00 PM	Coumaphos	n/a	<	0.0051	µg/L	EPA 525.2	0.0051	0.01	WKL	
MO-MPK	2012/13-2	Wet	11/18/2012 8:43:00 AM	12/4/2012 7:43:00 AM	Cyanazine	n/a	<	0.024	µg/L	EPA 525.2	0.024	0.1	WKL	
MO-MPK	2012/13-2	Wet	11/18/2012 8:43:00 AM	12/2/2012 3:02:00 AM	Dalapon	n/a	<	0.1	µg/L	EPA 515.3	0.1	0.4	WKL	
MO-MPK	2012/13-2	Wet	11/18/2012 8:43:00 AM	12/2/2012 3:02:00 AM	DCPA (Dacthal)	n/a	=	0.81	µg/L	EPA 515.3	0.07	0.1	WKL	
MO-MPK	2012/13-2	Wet	11/18/2012 8:43:00 AM	11/28/2012 5:35:00 AM	delta-BHC	n/a	<	0.0025	µg/L	EPA 608	0.0025	0.005	WKL	
MO-MPK	2012/13-2	Wet	11/18/2012 8:43:00 AM	12/13/2012 2:49:00 PM	Demeton-O	n/a	<	0.01	µg/L	EPA 525.2	0.01	0.01	WKL	
MO-MPK	2012/13-2	Wet	11/18/2012 8:43:00 AM	12/13/2012 2:49:00 PM	Demeton-S	n/a	<	0.01	µg/L	EPA 525.2	0.01	0.01	WKL	
MO-MPK	2012/13-2	Wet	11/18/2012 8:43:00 AM	12/13/2012 2:49:00 PM	Diazinon	n/a	<	0.0052	µg/L	EPA 525.2	0.0052	0.01	WKL	
MO-MPK	2012/13-2	Wet	11/18/2012 8:43:00 AM	12/2/2012 3:02:00 AM	Dicamba	n/a	<	0.12	µg/L	EPA 515.3	0.12	0.6	WKL	
MO-MPK	2012/13-2	Wet	11/18/2012 8:43:00 AM	12/2/2012 3:02:00 AM	Dichlorprop	n/a	<	0.08	µg/L	EPA 515.3	0.08	0.3	WKL	
MO-MPK	2012/13-2	Wet	11/18/2012 8:43:00 AM	12/13/2012 2:49:00 PM	Dichlorvos	n/a	<	0.0029	µg/L	EPA 525.2	0.0029	0.01	WKL	
MO-MPK	2012/13-2	Wet	11/18/2012 8:43:00 AM	11/28/2012 5:35:00 AM	Dieldrin	n/a	<	0.0021	µg/L	EPA 608	0.0021	0.01	WKL	
MO-MPK	2012/13-2	Wet	11/18/2012 8:43:00 AM	12/13/2012 2:49:00 PM	Dimethoate	n/a	<	0.0062	µg/L	EPA 525.2	0.0062	0.01	WKL	
MO-MPK	2012/13-2	Wet	11/18/2012 8:43:00 AM	12/2/2012 3:02:00 AM	Dinoseb	n/a	<	0.14	µg/L	EPA 515.3	0.14	0.4	WKL	
MO-MPK	2012/13-2	Wet	11/18/2012 8:43:00 AM	12/4/2012 7:43:00 AM	Diphenamid	n/a	<	0.024	µg/L	EPA 525.2	0.024	0.1	WKL	
MO-MPK	2012/13-2	Wet	11/18/2012 8:43:00 AM	12/13/2012 2:49:00 PM	Disulfoton	n/a	<	0.01	µg/L	EPA 525.2	0.01	0.01	WKL	
MO-MPK	2012/13-2	Wet	11/18/2012 8:43:00 AM	11/28/2012 5:35:00 AM	Endosulfan I	n/a	<	0.0017	µg/L	EPA 608	0.0017	0.02	WKL	
MO-MPK	2012/13-2	Wet	11/18/2012 8:43:00 AM	11/28/2012 5:35:00 AM	Endosulfan II	n/a	<	0.0019	µg/L	EPA 608	0.0019	0.01	WKL	
MO-MPK	2012/13-2	Wet	11/18/2012 8:43:00 AM	11/28/2012 5:35:00 AM	Endosulfan sulfate	n/a	<	0.008	µg/L	EPA 608	0.008	0.05	WKL	
MO-MPK	2012/13-2	Wet	11/18/2012 8:43:00 AM	11/28/2012 5:35:00 AM	Endrin	n/a	<	0.0028	µg/L	EPA 608	0.0028	0.01	WKL	
MO-MPK	2012/13-2	Wet	11/18/2012 8:43:00 AM	11/28/2012 5:35:00 AM	Endrin aldehyde	n/a	<	0.003	µg/L	EPA 608	0.003	0.01	WKL	
MO-MPK	2012/13-2	Wet	11/18/2012 8:43:00 AM	12/4/2012 7:43:00 AM	EPTC	n/a	<	0.017	µg/L	EPA 525.2	0.017	1	WKL	
MO-MPK	2012/13-2	Wet	11/18/2012 8:43:00 AM	12/13/2012 2:49:00 PM	Ethoprop	n/a	<	0.0067	µg/L	EPA 525.2	0.0067	0.01	WKL	
MO-MPK	2012/13-2	Wet	11/18/2012 8:43:00 AM	12/13/2012 2:49:00 PM	Ethyl parathion	n/a	<	0.0054	µg/L	EPA 525.2	0.0054	0.01	WKL	
MO-MPK	2012/13-2	Wet	11/18/2012 8:43:00 AM	12/13/2012 2:49:00 PM	Fensulfothion	n/a	<	0.0029	µg/L	EPA 525.2	0.0029	0.01	WKL	
MO-MPK	2012/13-2	Wet	11/18/2012 8:43:00 AM	12/13/2012 2:49:00 PM	Fenthion	n/a	<	0.0038	µg/L	EPA 525.2	0.0038	0.01	WKL	
MO-MPK	2012/13-2	Wet	11/18/2012 8:43:00 AM	11/28/2012 5:35:00 AM	gamma-BHC (Lindane)	n/a	<	0.0021	µg/L	EPA 608	0.0021	0.02	WKL	
MO-MPK	2012/13-2	Wet	11/18/2012 8:43:00 AM	11/28/2012 5:35:00 AM	gamma-Chlordane	n/a	<	0.0044	µg/L	EPA 608	0.0044	0.01	WKL	
MO-MPK	2012/13-2	Wet	11/18/2012 8:43:00 AM	11/28/2012 6:40:00 PM	Glyphosate	n/a	=	47	µg/L	EPA 547	3.6	10	WKL	D

Appendix G
Laboratory Environmental Analysis Results

Site ID	Event	Event Type	Sample Date	Analysis Date	Constituent	Fraction	Sign	Result	Units	Method	MDL	Reporting Limit	Analyzing Laboratory	Qualifier
MO-MPK	2012/13-2	Wet	11/18/2012 8:43:00 AM	11/28/2012 5:35:00 AM	Heptachlor	n/a	<	0.0017	µg/L	EPA 608	0.0017	0.01	WKL	
MO-MPK	2012/13-2	Wet	11/18/2012 8:43:00 AM	11/28/2012 5:35:00 AM	Heptachlor epoxide	n/a	<	0.0019	µg/L	EPA 608	0.0019	0.01	WKL	
MO-MPK	2012/13-2	Wet	11/18/2012 8:43:00 AM	12/13/2012 2:49:00 PM	Malathion	n/a	<	0.0076	µg/L	EPA 525.2	0.0076	0.01	WKL	
MO-MPK	2012/13-2	Wet	11/18/2012 8:43:00 AM	12/13/2012 2:49:00 PM	Merphos	n/a	<	0.0058	µg/L	EPA 525.2	0.0058	0.01	WKL	
MO-MPK	2012/13-2	Wet	11/18/2012 8:43:00 AM	11/28/2012 5:35:00 AM	Methoxychlor	n/a	<	0.0054	µg/L	EPA 608	0.0054	0.02	WKL	
MO-MPK	2012/13-2	Wet	11/18/2012 8:43:00 AM	12/13/2012 2:49:00 PM	Methyl parathion	n/a	<	0.0063	µg/L	EPA 525.2	0.0063	0.01	WKL	
MO-MPK	2012/13-2	Wet	11/18/2012 8:43:00 AM	12/4/2012 7:43:00 AM	Metolachlor	n/a	<	0.012	µg/L	EPA 525.2	0.012	0.1	WKL	
MO-MPK	2012/13-2	Wet	11/18/2012 8:43:00 AM	12/4/2012 7:43:00 AM	Metribuzin	n/a	<	0.015	µg/L	EPA 525.2	0.015	0.1	WKL	
MO-MPK	2012/13-2	Wet	11/18/2012 8:43:00 AM	12/13/2012 2:49:00 PM	Mevinphos	n/a	<	0.0042	µg/L	EPA 525.2	0.0042	0.01	WKL	
MO-MPK	2012/13-2	Wet	11/18/2012 8:43:00 AM	12/4/2012 7:43:00 AM	Molinate	n/a	<	0.039	µg/L	EPA 525.2	0.039	0.1	WKL	
MO-MPK	2012/13-2	Wet	11/18/2012 8:43:00 AM	12/13/2012 2:49:00 PM	Naled	n/a	<	0.0076	µg/L	EPA 525.2	0.0076	0.1	WKL	
MO-MPK	2012/13-2	Wet	11/18/2012 8:43:00 AM	12/2/2012 3:02:00 AM	Pentachlorophenol	n/a	<	0.04	µg/L	EPA 515.3	0.04	0.2	WKL	
MO-MPK	2012/13-2	Wet	11/18/2012 8:43:00 AM	12/13/2012 2:49:00 PM	Phorate	n/a	<	0.003	µg/L	EPA 525.2	0.003	0.01	WKL	
MO-MPK	2012/13-2	Wet	11/18/2012 8:43:00 AM	12/2/2012 3:02:00 AM	Picloram	n/a	<	0.05	µg/L	EPA 515.3	0.05	0.6	WKL	
MO-MPK	2012/13-2	Wet	11/18/2012 8:43:00 AM	12/4/2012 7:43:00 AM	Prometon	n/a	<	0.024	µg/L	EPA 525.2	0.024	0.2	WKL	
MO-MPK	2012/13-2	Wet	11/18/2012 8:43:00 AM	12/4/2012 7:43:00 AM	Prometryn	n/a	<	0.036	µg/L	EPA 525.2	0.036	0.1	WKL	
MO-MPK	2012/13-2	Wet	11/18/2012 8:43:00 AM	12/13/2012 2:49:00 PM	Ronnel (Fenchlorphos)	n/a	<	0.0041	µg/L	EPA 525.2	0.0041	0.01	WKL	
MO-MPK	2012/13-2	Wet	11/18/2012 8:43:00 AM	12/4/2012 7:43:00 AM	Simazine	n/a	<	0.015	µg/L	EPA 525.2	0.015	0.1	WKL	
MO-MPK	2012/13-2	Wet	11/18/2012 8:43:00 AM	12/13/2012 2:49:00 PM	Stirophos (Tetrachlorvinphos)	n/a	<	0.0031	µg/L	EPA 525.2	0.0031	0.01	WKL	
MO-MPK	2012/13-2	Wet	11/18/2012 8:43:00 AM	12/4/2012 7:43:00 AM	Terbacil	n/a	<	0.55	µg/L	EPA 525.2	0.55	2	WKL	
MO-MPK	2012/13-2	Wet	11/18/2012 8:43:00 AM	12/4/2012 7:43:00 AM	Thiobencarb	n/a	<	0.025	µg/L	EPA 525.2	0.025	0.2	WKL	
MO-MPK	2012/13-2	Wet	11/18/2012 8:43:00 AM	12/13/2012 2:49:00 PM	Tokuthion	n/a	<	0.0078	µg/L	EPA 525.2	0.0078	0.01	WKL	
MO-MPK	2012/13-2	Wet	11/18/2012 8:43:00 AM	11/28/2012 5:35:00 AM	Toxaphene	n/a	<	0.12	µg/L	EPA 608	0.12	0.5	WKL	
MO-MPK	2012/13-2	Wet	11/18/2012 8:43:00 AM	12/13/2012 2:49:00 PM	Trichloronate	n/a	<	0.0067	µg/L	EPA 525.2	0.0067	0.01	WKL	
MO-MPK	2012/13-2	Wet	11/18/2012 8:43:00 AM	12/4/2012 7:43:00 AM	Trithion	n/a	<	0.012	µg/L	EPA 525.2	0.012	0.1	WKL	
MO-MPK	2012/13-4	Wet	3/8/2013 1:35:00 AM	3/8/2013 10:20:00 PM	E. Coli	n/a	=	14136	MPN/100 mL	MMO-MUG	10	10	VCHCA	
MO-MPK	2012/13-4	Wet	3/8/2013 1:35:00 AM	3/12/2013 1:30:00 AM	Fecal Coliform	n/a	=	24000	MPN/100 mL	SM 9221 E	2	2	VCHCA	
MO-MPK	2012/13-4	Wet	3/8/2013 1:35:00 AM	3/8/2013 10:20:00 PM	Total Coliform	n/a	=	261300	MPN/100 mL	MMO-MUG	1000	1000	VCHCA	
MO-MPK	2012/13-4	Wet	3/8/2013 1:35:00 AM	3/8/2013 1:35:00 AM	Conductivity	n/a	=	86.2	µmhos/cm	Field Meter	-88	1	Field Crew	
MO-MPK	2012/13-4	Wet	3/8/2013 1:35:00 AM	3/22/2013 1:37:00 PM	Cyanide	Total	<	0.0027	mg/L	EPA 335.4	0.0027	0.005	WKL	
MO-MPK	2012/13-4	Wet	3/8/2013 1:35:00 AM	3/8/2013 1:35:00 AM	DO	n/a	=	9.21	mg/L	Field Meter	-88	0.3	Field Crew	
MO-MPK	2012/13-4	Wet	3/8/2013 1:35:00 AM	3/8/2013 1:35:00 AM	DO	n/a	=	84.1	%	Field Meter	-88	0.1	Field Crew	
MO-MPK	2012/13-4	Wet	3/8/2013 1:35:00 AM	3/8/2013 1:35:00 AM	pH	n/a	=	7.9	pH Units	Field Meter	-88	0.01	Field Crew	
MO-MPK	2012/13-4	Wet	3/8/2013 1:35:00 AM	3/8/2013 1:35:00 AM	Salinity	n/a	=	100	mg/L	Field Meter	-88	100	Field Crew	
MO-MPK	2012/13-4	Wet	3/8/2013 1:35:00 AM	3/8/2013 1:35:00 AM	Specific Conductance	n/a	=	112	µmhos/cm	Field Meter	-88	1	Field Crew	
MO-MPK	2012/13-4	Wet	3/8/2013 1:35:00 AM	3/8/2013 1:35:00 AM	Temperature	n/a	=	11	°C	Field Meter	-88	0.1	Field Crew	
MO-MPK	2012/13-4	Wet	3/8/2013 1:35:00 AM	3/14/2013 3:00:00 PM	Oil and Grease	n/a	DNQ	2.5	mg/L	EPA 1664A	1.3	5	WKL	
MO-MPK	2012/13-4	Wet	3/8/2013 1:35:00 AM	3/14/2013 3:00:00 PM	TPH	n/a	<	1.9	mg/L	EPA 1664A	1.9	5	WKL	
MO-MPK	2012/13-4	Wet	3/8/2013 1:35:00 AM	3/11/2013 10:00:00 PM	2-Chloroethyl vinyl ether	n/a	<	0.61	µg/L	EPA 524.2	0.61	1	WKL	
MO-MPK	2012/13-4	Wet	3/8/2013 1:35:00 AM	3/11/2013 10:00:00 PM	Methyl tert-butyl ether (MTBE)	n/a	<	0.19	µg/L	EPA 524.2	0.19	2	WKL	
MO-MPK	2012/13-4	Wet	3/8/2013 10:52:00 AM	3/19/2013 8:50:00 PM	Chloride	n/a	=	16	mg/L	EPA 300.0	0.1	0.5	WKL	
MO-MPK	2012/13-4	Wet	3/8/2013 10:52:00 AM	3/19/2013 8:50:00 PM	Fluoride	n/a	=	0.11	mg/L	EPA 300.0	0.02	0.1	WKL	
MO-MPK	2012/13-4	Wet	3/8/2013 10:52:00 AM	3/19/2013 5:42:00 PM	Perchlorate	n/a	<	0.95	µg/L	EPA 314.0	0.95	2	WKL	
MO-MPK	2012/13-4	Wet	3/8/2013 10:52:00 AM	3/14/2013 12:05:00 PM	Calcium	Total	=	26.3	mg/L	EPA 200.7	0.0156	0.1	WKL	
MO-MPK	2012/13-4	Wet	3/8/2013 10:52:00 AM	3/14/2013 12:05:00 PM	Magnesium	Total	=	5.28	mg/L	EPA 200.7	0.0121	0.1	WKL	
MO-MPK	2012/13-4	Wet	3/8/2013 10:52:00 AM	3/22/2013 10:05:00 AM	Alkalinity as CaCO3	n/a	=	41	mg/L	SM 2320 B	0.56	10	WKL	
MO-MPK	2012/13-4	Wet	3/8/2013 10:52:00 AM	3/14/2013 2:00:00 PM	BOD	n/a	=	11	mg/L	SM 5210 B	0.1	2	WKL	
MO-MPK	2012/13-4	Wet	3/8/2013 10:52:00 AM	3/20/2013 10:56:00 PM	COD	n/a	=	100	mg/L	EPA 410.4	0.73	5	WKL	

Appendix G
Laboratory Environmental Analysis Results

Site ID	Event	Event Type	Sample Date	Analysis Date	Constituent	Fraction	Sign	Result	Units	Method	MDL	Reporting Limit	Analyzing Laboratory	Qualifier
MO-MPK	2012/13-4	Wet	3/8/2013 10:52:00 AM	3/14/2013 12:05:00 PM	Hardness as CaCO3	Total	=	87.4	mg/L	EPA 200.7	0.0885	0.662	WKL	
MO-MPK	2012/13-4	Wet	3/8/2013 10:52:00 AM	3/9/2013 8:43:00 PM	MBAS	n/a	=	0.062	mg/L	SM 5540 C	0.019	0.05	WKL	
MO-MPK	2012/13-4	Wet	3/8/2013 10:52:00 AM	4/3/2013 7:06:00 PM	Phenolics	n/a	=	0.096	mg/L	EPA 420.4	0.0042	0.01	WKL	
MO-MPK	2012/13-4	Wet	3/8/2013 10:52:00 AM	3/18/2013 3:18:00 PM	Specific Conductance	n/a	=	240	µmhos/cm	SM 2510 B	0.23	2	WKL	
MO-MPK	2012/13-4	Wet	3/8/2013 10:52:00 AM	3/12/2013 9:45:00 PM	Total Dissolved Solids	n/a	=	150	mg/L	SM 2540 C	4	10	WKL	
MO-MPK	2012/13-4	Wet	3/8/2013 10:52:00 AM	3/14/2013 2:56:00 PM	Total Organic Carbon	n/a	=	7.7	mg/L	SM 5310 C	0.036	1.2	WKL	D
MO-MPK	2012/13-4	Wet	3/8/2013 10:52:00 AM	3/12/2013 8:00:00 PM	Total Suspended Solids	n/a	=	280	mg/L	SM 2540 D	5	5	WKL	
MO-MPK	2012/13-4	Wet	3/8/2013 10:52:00 AM	3/9/2013 6:55:00 PM	Turbidity	n/a	=	62	NTU	EPA 180.1	0.024	0.1	WKL	
MO-MPK	2012/13-4	Wet	3/8/2013 10:52:00 AM	3/12/2013 8:00:00 PM	Volatile Suspended Solids	n/a	=	48	mg/L	EPA 160.4	3.1	5	WKL	
MO-MPK	2012/13-4	Wet	3/8/2013 10:52:00 AM	4/1/2013 7:30:00 PM	Aluminum	Dissolved	=	34	µg/L	EPA 200.8	0.61	5	WKL	
MO-MPK	2012/13-4	Wet	3/8/2013 10:52:00 AM	4/1/2013 9:40:00 PM	Aluminum	Total	=	6500	µg/L	EPA 200.8	2.1	5	WKL	
MO-MPK	2012/13-4	Wet	3/8/2013 10:52:00 AM	4/1/2013 7:30:00 PM	Antimony	Dissolved	=	0.54	µg/L	EPA 200.8	0.04	0.5	WKL	
MO-MPK	2012/13-4	Wet	3/8/2013 10:52:00 AM	4/1/2013 9:40:00 PM	Antimony	Total	=	1	µg/L	EPA 200.8	0.04	0.5	WKL	
MO-MPK	2012/13-4	Wet	3/8/2013 10:52:00 AM	4/1/2013 7:30:00 PM	Arsenic	Dissolved	=	1.8	µg/L	EPA 200.8	0.036	0.4	WKL	
MO-MPK	2012/13-4	Wet	3/8/2013 10:52:00 AM	4/1/2013 9:40:00 PM	Arsenic	Total	=	3.4	µg/L	EPA 200.8	0.13	0.4	WKL	
MO-MPK	2012/13-4	Wet	3/8/2013 10:52:00 AM	4/2/2013 1:32:00 PM	Beryllium	Dissolved	<	0.088	µg/L	EPA 200.8	0.088	0.1	WKL	
MO-MPK	2012/13-4	Wet	3/8/2013 10:52:00 AM	4/2/2013 2:23:00 PM	Beryllium	Total	=	0.21	µg/L	EPA 200.8	0.088	0.1	WKL	
MO-MPK	2012/13-4	Wet	3/8/2013 10:52:00 AM	4/1/2013 7:30:00 PM	Cadmium	Dissolved	DNQ	0.06	µg/L	EPA 200.8	0.02	0.1	WKL	
MO-MPK	2012/13-4	Wet	3/8/2013 10:52:00 AM	4/1/2013 9:40:00 PM	Cadmium	Total	=	0.53	µg/L	EPA 200.8	0.02	0.1	WKL	
MO-MPK	2012/13-4	Wet	3/8/2013 10:52:00 AM	4/1/2013 7:30:00 PM	Chromium	Dissolved	=	1.1	µg/L	EPA 200.8	0.074	0.2	WKL	
MO-MPK	2012/13-4	Wet	3/8/2013 10:52:00 AM	4/1/2013 9:40:00 PM	Chromium	Total	=	13	µg/L	EPA 200.8	0.074	0.2	WKL	
MO-MPK	2012/13-4	Wet	3/8/2013 10:52:00 AM	3/13/2013 3:51:00 PM	Chromium VI	n/a	=	0.82	µg/L	EPA 218.6	0.0059	0.3	WKL	
MO-MPK	2012/13-4	Wet	3/8/2013 10:52:00 AM	4/1/2013 7:30:00 PM	Copper	Dissolved	=	4.6	µg/L	EPA 200.8	0.27	0.5	WKL	
MO-MPK	2012/13-4	Wet	3/8/2013 10:52:00 AM	4/1/2013 9:40:00 PM	Copper	Total	=	20	µg/L	EPA 200.8	0.27	0.5	WKL	
MO-MPK	2012/13-4	Wet	3/8/2013 10:52:00 AM	3/14/2013 12:02:00 PM	Iron	Dissolved	=	61	µg/L	EPA 200.7	1.1	10	WKL	
MO-MPK	2012/13-4	Wet	3/8/2013 10:52:00 AM	3/14/2013 12:05:00 PM	Iron	Total	=	7800	µg/L	EPA 200.7	1.1	10	WKL	
MO-MPK	2012/13-4	Wet	3/8/2013 10:52:00 AM	4/2/2013 1:32:00 PM	Lead	Dissolved	DNQ	0.16	µg/L	EPA 200.8	0.011	0.2	WKL	UL-MB
MO-MPK	2012/13-4	Wet	3/8/2013 10:52:00 AM	4/2/2013 2:23:00 PM	Lead	Total	=	11	µg/L	EPA 200.8	0.035	0.2	WKL	
MO-MPK	2012/13-4	Wet	3/8/2013 10:52:00 AM	3/27/2013 4:49:00 PM	Mercury	Dissolved	<	3.9	ng/L	EPA 245.1	3.9	50	WKL	
MO-MPK	2012/13-4	Wet	3/8/2013 10:52:00 AM	4/3/2013 2:38:00 PM	Mercury	Total	=	70	ng/L	EPA 245.1	3.9	50	WKL	
MO-MPK	2012/13-4	Wet	3/8/2013 10:52:00 AM	4/1/2013 7:30:00 PM	Nickel	Dissolved	=	1.7	µg/L	EPA 200.8	0.13	0.8	WKL	
MO-MPK	2012/13-4	Wet	3/8/2013 10:52:00 AM	4/1/2013 9:40:00 PM	Nickel	Total	=	11	µg/L	EPA 200.8	0.13	0.8	WKL	
MO-MPK	2012/13-4	Wet	3/8/2013 10:52:00 AM	4/1/2013 7:30:00 PM	Selenium	Dissolved	=	1.5	µg/L	EPA 200.8	0.28	0.4	WKL	
MO-MPK	2012/13-4	Wet	3/8/2013 10:52:00 AM	4/1/2013 9:40:00 PM	Selenium	Total	=	1.6	µg/L	EPA 200.8	0.28	0.4	WKL	
MO-MPK	2012/13-4	Wet	3/8/2013 10:52:00 AM	4/1/2013 7:30:00 PM	Silver	Dissolved	<	0.027	µg/L	EPA 200.8	0.027	0.2	WKL	
MO-MPK	2012/13-4	Wet	3/8/2013 10:52:00 AM	4/1/2013 9:40:00 PM	Silver	Total	DNQ	0.06	µg/L	EPA 200.8	0.027	0.2	WKL	
MO-MPK	2012/13-4	Wet	3/8/2013 10:52:00 AM	4/1/2013 7:30:00 PM	Thallium	Dissolved	<	0.009	µg/L	EPA 200.8	0.009	0.2	WKL	
MO-MPK	2012/13-4	Wet	3/8/2013 10:52:00 AM	4/1/2013 9:40:00 PM	Thallium	Total	DNQ	0.1	µg/L	EPA 200.8	0.034	0.2	WKL	
MO-MPK	2012/13-4	Wet	3/8/2013 10:52:00 AM	4/1/2013 7:30:00 PM	Zinc	Dissolved	=	17	µg/L	EPA 200.8	1.1	5	WKL	
MO-MPK	2012/13-4	Wet	3/8/2013 10:52:00 AM	4/1/2013 9:40:00 PM	Zinc	Total	=	120	µg/L	EPA 200.8	1.1	5	WKL	
MO-MPK	2012/13-4	Wet	3/8/2013 10:52:00 AM	3/26/2013 2:01:00 PM	Ammonia as N	n/a	=	0.31	mg/L	EPA 350.1	0.048	0.1	WKL	
MO-MPK	2012/13-4	Wet	3/8/2013 10:52:00 AM	3/11/2013 5:35:00 PM	Nitrate + Nitrite as N	n/a	=	3.6	mg/L	EPA 353.2	0.01	0.1	WKL	
MO-MPK	2012/13-4	Wet	3/8/2013 10:52:00 AM	4/4/2013 7:48:00 PM	Phosphorus as P	Dissolved	=	0.25	mg/L	EPA 365.1	0.0028	0.02	WKL	D
MO-MPK	2012/13-4	Wet	3/8/2013 10:52:00 AM	3/15/2013 2:55:00 PM	Phosphorus as P	Total	=	0.82	mg/L	EPA 365.1	0.007	0.05	WKL	D
MO-MPK	2012/13-4	Wet	3/8/2013 10:52:00 AM	3/21/2013 1:22:00 PM	TKN	n/a	=	2.6	mg/L	EPA 351.2	0.074	0.1	WKL	
MO-MPK	2012/13-4	Wet	3/8/2013 10:52:00 AM	3/19/2013 3:45:00 AM	1,2,4-Trichlorobenzene	n/a	<	5.5	µg/L	EPA 625	5.5	10	WKL	D
MO-MPK	2012/13-4	Wet	3/8/2013 10:52:00 AM	3/19/2013 3:45:00 AM	1,2-Dichlorobenzene	n/a	<	5.7	µg/L	EPA 625	5.7	10	WKL	D
MO-MPK	2012/13-4	Wet	3/8/2013 10:52:00 AM	3/19/2013 3:45:00 AM	1,2-Diphenylhydrazine	n/a	<	2.5	µg/L	EPA 625	2.5	10	WKL	D

Appendix G
Laboratory Environmental Analysis Results

Site ID	Event	Event Type	Sample Date	Analysis Date	Constituent	Fraction	Sign	Result	Units	Method	MDL	Reporting Limit	Analyzing Laboratory	Qualifier
MO-MPK	2012/13-4	Wet	3/8/2013 10:52:00 AM	3/19/2013 3:45:00 AM	1,3-Dichlorobenzene	n/a	<	5.3	µg/L	EPA 625	5.3	10	WKL	D
MO-MPK	2012/13-4	Wet	3/8/2013 10:52:00 AM	3/19/2013 3:45:00 AM	1,4-Dichlorobenzene	n/a	<	5.5	µg/L	EPA 625	5.5	10	WKL	D
MO-MPK	2012/13-4	Wet	3/8/2013 10:52:00 AM	4/10/2013 12:57:00 AM	1-Methylnaphthalene	n/a	<	0.1	µg/L	EPA 8270Cm	0.1	0.1	WKL	
MO-MPK	2012/13-4	Wet	3/8/2013 10:52:00 AM	4/11/2013 6:39:00 AM	2,4,5-Trichlorophenol	n/a	<	0.29	µg/L	EPA 8270Cm	0.29	1	WKL	
MO-MPK	2012/13-4	Wet	3/8/2013 10:52:00 AM	4/11/2013 6:39:00 AM	2,4,6-Trichlorophenol	n/a	<	0.3	µg/L	EPA 8270Cm	0.3	1	WKL	
MO-MPK	2012/13-4	Wet	3/8/2013 10:52:00 AM	4/11/2013 6:39:00 AM	2,4-Dichlorophenol	n/a	<	0.51	µg/L	EPA 8270Cm	0.51	1	WKL	
MO-MPK	2012/13-4	Wet	3/8/2013 10:52:00 AM	4/11/2013 6:39:00 AM	2,4-Dimethylphenol	n/a	<	1	µg/L	EPA 8270Cm	1	2	WKL	
MO-MPK	2012/13-4	Wet	3/8/2013 10:52:00 AM	4/11/2013 6:39:00 AM	2,4-Dinitrophenol	n/a	<	1	µg/L	EPA 8270Cm	1	2	WKL	
MO-MPK	2012/13-4	Wet	3/8/2013 10:52:00 AM	3/19/2013 3:45:00 AM	2,4-Dinitrotoluene	n/a	<	1.8	µg/L	EPA 625	1.8	10	WKL	D
MO-MPK	2012/13-4	Wet	3/8/2013 10:52:00 AM	3/19/2013 3:45:00 AM	2,6-Dinitrotoluene	n/a	<	2.7	µg/L	EPA 625	2.7	10	WKL	D
MO-MPK	2012/13-4	Wet	3/8/2013 10:52:00 AM	3/19/2013 3:45:00 AM	2-Chloronaphthalene	n/a	<	4.5	µg/L	EPA 625	4.5	10	WKL	D
MO-MPK	2012/13-4	Wet	3/8/2013 10:52:00 AM	4/11/2013 6:39:00 AM	2-Chlorophenol	n/a	<	0.65	µg/L	EPA 8270Cm	0.65	1	WKL	
MO-MPK	2012/13-4	Wet	3/8/2013 10:52:00 AM	4/10/2013 12:57:00 AM	2-Methylnaphthalene	n/a	<	0.1	µg/L	EPA 8270Cm	0.1	0.1	WKL	
MO-MPK	2012/13-4	Wet	3/8/2013 10:52:00 AM	4/11/2013 6:39:00 AM	2-Methylphenol	n/a	<	0.34	µg/L	EPA 8270Cm	0.34	1	WKL	
MO-MPK	2012/13-4	Wet	3/8/2013 10:52:00 AM	4/11/2013 6:39:00 AM	2-Nitrophenol	n/a	<	0.71	µg/L	EPA 8270Cm	0.71	1	WKL	
MO-MPK	2012/13-4	Wet	3/8/2013 10:52:00 AM	3/19/2013 3:45:00 AM	3,3'-Dichlorobenzidine	n/a	<	12	µg/L	EPA 625	12	50	WKL	D
MO-MPK	2012/13-4	Wet	3/8/2013 10:52:00 AM	4/11/2013 6:39:00 AM	3-/4-Methylphenol	n/a	<	0.3	µg/L	EPA 8270Cm	0.3	1	WKL	
MO-MPK	2012/13-4	Wet	3/8/2013 10:52:00 AM	4/11/2013 6:39:00 AM	4,6-Dinitro-2-methylphenol	n/a	<	0.14	µg/L	EPA 8270Cm	0.14	1	WKL	
MO-MPK	2012/13-4	Wet	3/8/2013 10:52:00 AM	3/19/2013 3:45:00 AM	4-Bromophenyl phenyl ether	n/a	<	3.6	µg/L	EPA 625	3.6	10	WKL	D
MO-MPK	2012/13-4	Wet	3/8/2013 10:52:00 AM	4/11/2013 6:39:00 AM	4-Chloro-3-methylphenol	n/a	<	0.37	µg/L	EPA 8270Cm	0.37	1	WKL	
MO-MPK	2012/13-4	Wet	3/8/2013 10:52:00 AM	3/19/2013 3:45:00 AM	4-Chlorophenyl phenyl ether	n/a	<	4.1	µg/L	EPA 625	4.1	10	WKL	D
MO-MPK	2012/13-4	Wet	3/8/2013 10:52:00 AM	4/11/2013 6:39:00 AM	4-Nitrophenol	n/a	<	1	µg/L	EPA 8270Cm	1	2	WKL	
MO-MPK	2012/13-4	Wet	3/8/2013 10:52:00 AM	4/10/2013 12:57:00 AM	Acenaphthene	n/a	<	0.1	µg/L	EPA 8270Cm	0.1	0.1	WKL	
MO-MPK	2012/13-4	Wet	3/8/2013 10:52:00 AM	4/10/2013 12:57:00 AM	Acenaphthylene	n/a	<	0.1	µg/L	EPA 8270Cm	0.1	0.1	WKL	
MO-MPK	2012/13-4	Wet	3/8/2013 10:52:00 AM	4/10/2013 12:57:00 AM	Anthracene	n/a	<	0.1	µg/L	EPA 8270Cm	0.1	0.1	WKL	
MO-MPK	2012/13-4	Wet	3/8/2013 10:52:00 AM	4/10/2013 12:57:00 AM	Benz(a)anthracene	n/a	<	0.1	µg/L	EPA 8270Cm	0.1	0.1	WKL	
MO-MPK	2012/13-4	Wet	3/8/2013 10:52:00 AM	3/19/2013 3:45:00 AM	Benzidine	n/a	<	37	µg/L	EPA 625	37	100	WKL	D
MO-MPK	2012/13-4	Wet	3/8/2013 10:52:00 AM	4/6/2013 12:03:00 AM	Benzo(a)pyrene	n/a	<	0.07	µg/L	EPA 525.2	0.07	0.1	WKL	
MO-MPK	2012/13-4	Wet	3/8/2013 10:52:00 AM	4/10/2013 12:57:00 AM	Benzo(b)fluoranthene	n/a	=	0.14	µg/L	EPA 8270Cm	0.1	0.1	WKL	
MO-MPK	2012/13-4	Wet	3/8/2013 10:52:00 AM	4/10/2013 12:57:00 AM	Benzo(g,h,i)perylene	n/a	<	0.1	µg/L	EPA 8270Cm	0.1	0.1	WKL	
MO-MPK	2012/13-4	Wet	3/8/2013 10:52:00 AM	4/10/2013 12:57:00 AM	Benzo(k)fluoranthene	n/a	<	0.1	µg/L	EPA 8270Cm	0.1	0.1	WKL	
MO-MPK	2012/13-4	Wet	3/8/2013 10:52:00 AM	3/19/2013 3:45:00 AM	Bis(2-chloroethoxy)methane	n/a	<	2.5	µg/L	EPA 625	2.5	10	WKL	D
MO-MPK	2012/13-4	Wet	3/8/2013 10:52:00 AM	3/19/2013 3:45:00 AM	Bis(2-chloroethyl)ether	n/a	<	2.7	µg/L	EPA 625	2.7	10	WKL	D
MO-MPK	2012/13-4	Wet	3/8/2013 10:52:00 AM	3/19/2013 3:45:00 AM	Bis(2-chloroisopropyl)ether	n/a	<	3.8	µg/L	EPA 625	3.8	10	WKL	D
MO-MPK	2012/13-4	Wet	3/8/2013 10:52:00 AM	4/6/2013 12:03:00 AM	Bis(2-ethylhexyl)adipate	n/a	<	0.1	µg/L	EPA 525.2	0.1	5	WKL	
MO-MPK	2012/13-4	Wet	3/8/2013 10:52:00 AM	4/6/2013 12:03:00 AM	Bis(2-ethylhexyl)phthalate	n/a	<	1.1	µg/L	EPA 525.2	1.1	3	WKL	
MO-MPK	2012/13-4	Wet	3/8/2013 10:52:00 AM	3/19/2013 3:45:00 AM	Butyl benzyl phthalate	n/a	<	1.8	µg/L	EPA 625	1.8	10	WKL	D
MO-MPK	2012/13-4	Wet	3/8/2013 10:52:00 AM	4/10/2013 12:57:00 AM	Chrysene	n/a	=	0.1	µg/L	EPA 8270Cm	0.1	0.1	WKL	
MO-MPK	2012/13-4	Wet	3/8/2013 10:52:00 AM	4/10/2013 12:57:00 AM	Dibenz(a,h)anthracene	n/a	<	0.1	µg/L	EPA 8270Cm	0.1	0.1	WKL	
MO-MPK	2012/13-4	Wet	3/8/2013 10:52:00 AM	3/19/2013 3:45:00 AM	Diethyl phthalate	n/a	<	1.5	µg/L	EPA 625	1.5	10	WKL	D
MO-MPK	2012/13-4	Wet	3/8/2013 10:52:00 AM	3/19/2013 3:45:00 AM	Dimethyl phthalate	n/a	<	1.8	µg/L	EPA 625	1.8	10	WKL	D
MO-MPK	2012/13-4	Wet	3/8/2013 10:52:00 AM	3/19/2013 3:45:00 AM	Di-n-butylphthalate	n/a	<	2.4	µg/L	EPA 625	2.4	10	WKL	D
MO-MPK	2012/13-4	Wet	3/8/2013 10:52:00 AM	3/19/2013 3:45:00 AM	Di-n-octylphthalate	n/a	<	1.9	µg/L	EPA 625	1.9	10	WKL	D
MO-MPK	2012/13-4	Wet	3/8/2013 10:52:00 AM	4/10/2013 12:57:00 AM	Fluoranthene	n/a	=	0.15	µg/L	EPA 8270Cm	0.1	0.1	WKL	
MO-MPK	2012/13-4	Wet	3/8/2013 10:52:00 AM	4/10/2013 12:57:00 AM	Fluorene	n/a	<	0.1	µg/L	EPA 8270Cm	0.1	0.1	WKL	
MO-MPK	2012/13-4	Wet	3/8/2013 10:52:00 AM	3/19/2013 3:45:00 AM	Hexachlorobenzene	n/a	<	4.9	µg/L	EPA 625	4.9	10	WKL	D
MO-MPK	2012/13-4	Wet	3/8/2013 10:52:00 AM	3/19/2013 3:45:00 AM	Hexachlorobutadiene	n/a	<	4.7	µg/L	EPA 625	4.7	10	WKL	D
MO-MPK	2012/13-4	Wet	3/8/2013 10:52:00 AM	3/19/2013 3:45:00 AM	Hexachlorocyclopentadiene	n/a	<	15	µg/L	EPA 625	15	50	WKL	D

Appendix G
Laboratory Environmental Analysis Results

Site ID	Event	Event Type	Sample Date	Analysis Date	Constituent	Fraction	Sign	Result	Units	Method	MDL	Reporting Limit	Analyzing Laboratory	Qualifier
MO-MPK	2012/13-4	Wet	3/8/2013 10:52:00 AM	3/19/2013 3:45:00 AM	Hexachloroethane	n/a	<	5.2	µg/L	EPA 625	5.2	10	WKL	D
MO-MPK	2012/13-4	Wet	3/8/2013 10:52:00 AM	4/10/2013 12:57:00 AM	Indeno(1,2,3-cd)pyrene	n/a	<	0.1	µg/L	EPA 8270Cm	0.1	0.1	WKL	
MO-MPK	2012/13-4	Wet	3/8/2013 10:52:00 AM	3/19/2013 3:45:00 AM	Isophorone	n/a	<	2.1	µg/L	EPA 625	2.1	10	WKL	D
MO-MPK	2012/13-4	Wet	3/8/2013 10:52:00 AM	4/10/2013 12:57:00 AM	Naphthalene	n/a	<	0.1	µg/L	EPA 8270Cm	0.1	0.1	WKL	
MO-MPK	2012/13-4	Wet	3/8/2013 10:52:00 AM	3/19/2013 3:45:00 AM	Nitrobenzene	n/a	<	3.6	µg/L	EPA 625	3.6	10	WKL	D
MO-MPK	2012/13-4	Wet	3/8/2013 10:52:00 AM	3/19/2013 3:45:00 AM	N-Nitrosodimethylamine	n/a	<	1.4	µg/L	EPA 625	1.4	10	WKL	D
MO-MPK	2012/13-4	Wet	3/8/2013 10:52:00 AM	3/19/2013 3:45:00 AM	N-Nitrosodi-N-propylamine	n/a	<	2.6	µg/L	EPA 625	2.6	10	WKL	D
MO-MPK	2012/13-4	Wet	3/8/2013 10:52:00 AM	3/19/2013 3:45:00 AM	N-Nitrosodiphenylamine	n/a	<	1.9	µg/L	EPA 625	1.9	10	WKL	D
MO-MPK	2012/13-4	Wet	3/8/2013 10:52:00 AM	4/10/2013 12:57:00 AM	Phenanthrene	n/a	<	0.1	µg/L	EPA 8270Cm	0.1	0.1	WKL	
MO-MPK	2012/13-4	Wet	3/8/2013 10:52:00 AM	4/11/2013 6:39:00 AM	Phenol	n/a	<	0.35	µg/L	EPA 8270Cm	0.35	1	WKL	
MO-MPK	2012/13-4	Wet	3/8/2013 10:52:00 AM	4/10/2013 12:57:00 AM	Pyrene	n/a	=	0.14	µg/L	EPA 8270Cm	0.1	0.1	WKL	
MO-MPK	2012/13-4	Wet	3/8/2013 10:52:00 AM	3/24/2013 11:50:00 AM	PCB Aroclor 1016	n/a	<	0.05	µg/L	EPA 608	0.05	0.5	WKL	
MO-MPK	2012/13-4	Wet	3/8/2013 10:52:00 AM	3/24/2013 11:50:00 AM	PCB Aroclor 1221	n/a	<	0.06	µg/L	EPA 608	0.06	0.5	WKL	
MO-MPK	2012/13-4	Wet	3/8/2013 10:52:00 AM	3/24/2013 11:50:00 AM	PCB Aroclor 1232	n/a	<	0.15	µg/L	EPA 608	0.15	0.5	WKL	
MO-MPK	2012/13-4	Wet	3/8/2013 10:52:00 AM	3/24/2013 11:50:00 AM	PCB Aroclor 1242	n/a	<	0.07	µg/L	EPA 608	0.07	0.5	WKL	
MO-MPK	2012/13-4	Wet	3/8/2013 10:52:00 AM	3/24/2013 11:50:00 AM	PCB Aroclor 1248	n/a	<	0.06	µg/L	EPA 608	0.06	0.5	WKL	
MO-MPK	2012/13-4	Wet	3/8/2013 10:52:00 AM	3/24/2013 11:50:00 AM	PCB Aroclor 1254	n/a	<	0.04	µg/L	EPA 608	0.04	0.5	WKL	
MO-MPK	2012/13-4	Wet	3/8/2013 10:52:00 AM	3/24/2013 11:50:00 AM	PCB Aroclor 1260	n/a	<	0.04	µg/L	EPA 608	0.04	0.5	WKL	
MO-MPK	2012/13-4	Wet	3/8/2013 10:52:00 AM	3/22/2013 12:23:00 AM	2,4,5-T	n/a	<	0.07	µg/L	EPA 515.3	0.07	0.2	WKL	
MO-MPK	2012/13-4	Wet	3/8/2013 10:52:00 AM	3/22/2013 12:23:00 AM	2,4,5-TP	n/a	<	0.09	µg/L	EPA 515.3	0.09	0.2	WKL	
MO-MPK	2012/13-4	Wet	3/8/2013 10:52:00 AM	3/22/2013 12:23:00 AM	2,4-D	n/a	<	0.07	µg/L	EPA 515.3	0.07	0.4	WKL	
MO-MPK	2012/13-4	Wet	3/8/2013 10:52:00 AM	3/22/2013 12:23:00 AM	2,4-DB	n/a	<	0.07	µg/L	EPA 515.3	0.07	2	WKL	
MO-MPK	2012/13-4	Wet	3/8/2013 10:52:00 AM	3/22/2013 12:23:00 AM	3,5-Dichlorobenzoic acid	n/a	<	0.09	µg/L	EPA 515.3	0.09	1	WKL	
MO-MPK	2012/13-4	Wet	3/8/2013 10:52:00 AM	3/24/2013 11:50:00 AM	4,4'-DDD	n/a	<	0.003	µg/L	EPA 608	0.003	0.05	WKL	
MO-MPK	2012/13-4	Wet	3/8/2013 10:52:00 AM	3/24/2013 11:50:00 AM	4,4'-DDE	n/a	<	0.0025	µg/L	EPA 608	0.0025	0.05	WKL	
MO-MPK	2012/13-4	Wet	3/8/2013 10:52:00 AM	3/24/2013 11:50:00 AM	4,4'-DDT	n/a	<	0.0031	µg/L	EPA 608	0.0031	0.01	WKL	
MO-MPK	2012/13-4	Wet	3/8/2013 10:52:00 AM	3/22/2013 12:23:00 AM	Acifluorfen	n/a	<	0.06	µg/L	EPA 515.3	0.06	0.4	WKL	
MO-MPK	2012/13-4	Wet	3/8/2013 10:52:00 AM	4/6/2013 12:03:00 AM	Alachlor	n/a	<	0.022	µg/L	EPA 525.2	0.022	0.1	WKL	
MO-MPK	2012/13-4	Wet	3/8/2013 10:52:00 AM	3/24/2013 11:50:00 AM	Aldrin	n/a	<	0.0015	µg/L	EPA 608	0.0015	0.005	WKL	
MO-MPK	2012/13-4	Wet	3/8/2013 10:52:00 AM	3/24/2013 11:50:00 AM	alpha-BHC	n/a	<	0.0018	µg/L	EPA 608	0.0018	0.01	WKL	
MO-MPK	2012/13-4	Wet	3/8/2013 10:52:00 AM	3/24/2013 11:50:00 AM	alpha-Chlordane	n/a	<	0.0041	µg/L	EPA 608	0.0041	0.01	WKL	
MO-MPK	2012/13-4	Wet	3/8/2013 10:52:00 AM	4/6/2013 12:03:00 AM	Atrazine	n/a	<	0.034	µg/L	EPA 525.2	0.034	0.1	WKL	
MO-MPK	2012/13-4	Wet	3/8/2013 10:52:00 AM	3/22/2013 10:55:00 PM	Azinphos methyl	n/a	<	0.0055	µg/L	EPA 525.2	0.0055	0.01	WKL	LB-LCSR
MO-MPK	2012/13-4	Wet	3/8/2013 10:52:00 AM	3/22/2013 12:23:00 AM	Bentazon	n/a	<	0.11	µg/L	EPA 515.3	0.11	2	WKL	
MO-MPK	2012/13-4	Wet	3/8/2013 10:52:00 AM	3/24/2013 11:50:00 AM	beta-BHC	n/a	<	0.0031	µg/L	EPA 608	0.0031	0.005	WKL	
MO-MPK	2012/13-4	Wet	3/8/2013 10:52:00 AM	3/22/2013 10:55:00 PM	Bolstar	n/a	<	0.0046	µg/L	EPA 525.2	0.0046	0.01	WKL	
MO-MPK	2012/13-4	Wet	3/8/2013 10:52:00 AM	4/6/2013 12:03:00 AM	Bromacil	n/a	<	0.038	µg/L	EPA 525.2	0.038	1	WKL	
MO-MPK	2012/13-4	Wet	3/8/2013 10:52:00 AM	4/6/2013 12:03:00 AM	Butachlor	n/a	<	0.017	µg/L	EPA 525.2	0.017	0.2	WKL	
MO-MPK	2012/13-4	Wet	3/8/2013 10:52:00 AM	4/6/2013 12:03:00 AM	Captan	n/a	<	0.86	µg/L	EPA 525.2	0.86	1	WKL	
MO-MPK	2012/13-4	Wet	3/8/2013 10:52:00 AM	3/24/2013 11:50:00 AM	Chlordane (technical)	n/a	<	0.08	µg/L	EPA 608	0.08	0.1	WKL	
MO-MPK	2012/13-4	Wet	3/8/2013 10:52:00 AM	4/6/2013 12:03:00 AM	Chloropropham	n/a	<	0.01	µg/L	EPA 525.2	0.01	0.1	WKL	
MO-MPK	2012/13-4	Wet	3/8/2013 10:52:00 AM	3/22/2013 10:55:00 PM	Chlorpyrifos	n/a	<	0.0069	µg/L	EPA 525.2	0.0069	0.01	WKL	
MO-MPK	2012/13-4	Wet	3/8/2013 10:52:00 AM	3/22/2013 10:55:00 PM	Coumaphos	n/a	<	0.0051	µg/L	EPA 525.2	0.0051	0.01	WKL	
MO-MPK	2012/13-4	Wet	3/8/2013 10:52:00 AM	4/6/2013 12:03:00 AM	Cyanazine	n/a	<	0.024	µg/L	EPA 525.2	0.024	0.1	WKL	
MO-MPK	2012/13-4	Wet	3/8/2013 10:52:00 AM	3/22/2013 12:23:00 AM	Dalapon	n/a	<	0.1	µg/L	EPA 515.3	0.1	0.4	WKL	
MO-MPK	2012/13-4	Wet	3/8/2013 10:52:00 AM	3/22/2013 12:23:00 AM	DCPA (Dacthal)	n/a	=	0.27	µg/L	EPA 515.3	0.07	0.1	WKL	
MO-MPK	2012/13-4	Wet	3/8/2013 10:52:00 AM	3/24/2013 11:50:00 AM	delta-BHC	n/a	<	0.0025	µg/L	EPA 608	0.0025	0.005	WKL	
MO-MPK	2012/13-4	Wet	3/8/2013 10:52:00 AM	3/22/2013 10:55:00 PM	Demeton-O	n/a	<	0.01	µg/L	EPA 525.2	0.01	0.01	WKL	

Appendix G
Laboratory Environmental Analysis Results

Site ID	Event	Event Type	Sample Date	Analysis Date	Constituent	Fraction	Sign	Result	Units	Method	MDL	Reporting Limit	Analyzing Laboratory	Qualifier
MO-MPK	2012/13-4	Wet	3/8/2013 10:52:00 AM	3/22/2013 10:55:00 PM	Demeton-S	n/a	<	0.01	µg/L	EPA 525.2	0.01	0.01	WKL	
MO-MPK	2012/13-4	Wet	3/8/2013 10:52:00 AM	3/22/2013 10:55:00 PM	Diazinon	n/a	<	0.0052	µg/L	EPA 525.2	0.0052	0.01	WKL	
MO-MPK	2012/13-4	Wet	3/8/2013 10:52:00 AM	3/22/2013 12:23:00 AM	Dicamba	n/a	<	0.12	µg/L	EPA 515.3	0.12	0.6	WKL	
MO-MPK	2012/13-4	Wet	3/8/2013 10:52:00 AM	3/22/2013 12:23:00 AM	Dichlorprop	n/a	<	0.08	µg/L	EPA 515.3	0.08	0.3	WKL	
MO-MPK	2012/13-4	Wet	3/8/2013 10:52:00 AM	3/22/2013 10:55:00 PM	Dichlorvos	n/a	<	0.0029	µg/L	EPA 525.2	0.0029	0.01	WKL	
MO-MPK	2012/13-4	Wet	3/8/2013 10:52:00 AM	3/24/2013 11:50:00 AM	Dieldrin	n/a	<	0.0021	µg/L	EPA 608	0.0021	0.01	WKL	
MO-MPK	2012/13-4	Wet	3/8/2013 10:52:00 AM	3/22/2013 10:55:00 PM	Dimethoate	n/a	<	0.0062	µg/L	EPA 525.2	0.0062	0.01	WKL	
MO-MPK	2012/13-4	Wet	3/8/2013 10:52:00 AM	3/22/2013 12:23:00 AM	Dinoseb	n/a	<	0.14	µg/L	EPA 515.3	0.14	0.4	WKL	
MO-MPK	2012/13-4	Wet	3/8/2013 10:52:00 AM	4/6/2013 12:03:00 AM	Diphenamid	n/a	<	0.024	µg/L	EPA 525.2	0.024	0.1	WKL	
MO-MPK	2012/13-4	Wet	3/8/2013 10:52:00 AM	3/22/2013 10:55:00 PM	Disulfoton	n/a	<	0.01	µg/L	EPA 525.2	0.01	0.01	WKL	
MO-MPK	2012/13-4	Wet	3/8/2013 10:52:00 AM	3/24/2013 11:50:00 AM	Endosulfan I	n/a	<	0.0017	µg/L	EPA 608	0.0017	0.02	WKL	
MO-MPK	2012/13-4	Wet	3/8/2013 10:52:00 AM	3/24/2013 11:50:00 AM	Endosulfan II	n/a	<	0.0019	µg/L	EPA 608	0.0019	0.01	WKL	
MO-MPK	2012/13-4	Wet	3/8/2013 10:52:00 AM	3/24/2013 11:50:00 AM	Endosulfan sulfate	n/a	<	0.008	µg/L	EPA 608	0.008	0.05	WKL	
MO-MPK	2012/13-4	Wet	3/8/2013 10:52:00 AM	3/24/2013 11:50:00 AM	Endrin	n/a	<	0.0028	µg/L	EPA 608	0.0028	0.01	WKL	
MO-MPK	2012/13-4	Wet	3/8/2013 10:52:00 AM	3/24/2013 11:50:00 AM	Endrin aldehyde	n/a	<	0.003	µg/L	EPA 608	0.003	0.01	WKL	
MO-MPK	2012/13-4	Wet	3/8/2013 10:52:00 AM	4/6/2013 12:03:00 AM	EPTC	n/a	<	0.017	µg/L	EPA 525.2	0.017	1	WKL	
MO-MPK	2012/13-4	Wet	3/8/2013 10:52:00 AM	3/22/2013 10:55:00 PM	Ethoprop	n/a	<	0.0067	µg/L	EPA 525.2	0.0067	0.01	WKL	
MO-MPK	2012/13-4	Wet	3/8/2013 10:52:00 AM	3/22/2013 10:55:00 PM	Ethyl parathion	n/a	<	0.0054	µg/L	EPA 525.2	0.0054	0.01	WKL	
MO-MPK	2012/13-4	Wet	3/8/2013 10:52:00 AM	3/22/2013 10:55:00 PM	Fensulfothion	n/a	<	0.0029	µg/L	EPA 525.2	0.0029	0.01	WKL	
MO-MPK	2012/13-4	Wet	3/8/2013 10:52:00 AM	3/22/2013 10:55:00 PM	Fenthion	n/a	<	0.0038	µg/L	EPA 525.2	0.0038	0.01	WKL	
MO-MPK	2012/13-4	Wet	3/8/2013 10:52:00 AM	3/24/2013 11:50:00 AM	gamma-BHC (Lindane)	n/a	<	0.0021	µg/L	EPA 608	0.0021	0.02	WKL	
MO-MPK	2012/13-4	Wet	3/8/2013 10:52:00 AM	3/24/2013 11:50:00 AM	gamma-Chlordane	n/a	<	0.0044	µg/L	EPA 608	0.0044	0.01	WKL	
MO-MPK	2012/13-4	Wet	3/8/2013 10:52:00 AM	3/12/2013 4:53:00 PM	Glyphosate	n/a	=	17	µg/L	EPA 547	1.8	5	WKL	
MO-MPK	2012/13-4	Wet	3/8/2013 10:52:00 AM	3/24/2013 11:50:00 AM	Heptachlor	n/a	<	0.0017	µg/L	EPA 608	0.0017	0.01	WKL	
MO-MPK	2012/13-4	Wet	3/8/2013 10:52:00 AM	3/24/2013 11:50:00 AM	Heptachlor epoxide	n/a	<	0.0019	µg/L	EPA 608	0.0019	0.01	WKL	
MO-MPK	2012/13-4	Wet	3/8/2013 10:52:00 AM	3/22/2013 10:55:00 PM	Malathion	n/a	<	0.0076	µg/L	EPA 525.2	0.0076	0.01	WKL	
MO-MPK	2012/13-4	Wet	3/8/2013 10:52:00 AM	3/22/2013 10:55:00 PM	Merphos	n/a	<	0.0058	µg/L	EPA 525.2	0.0058	0.01	WKL	
MO-MPK	2012/13-4	Wet	3/8/2013 10:52:00 AM	3/24/2013 11:50:00 AM	Methoxychlor	n/a	<	0.0054	µg/L	EPA 608	0.0054	0.02	WKL	
MO-MPK	2012/13-4	Wet	3/8/2013 10:52:00 AM	3/22/2013 10:55:00 PM	Methyl parathion	n/a	<	0.0063	µg/L	EPA 525.2	0.0063	0.01	WKL	
MO-MPK	2012/13-4	Wet	3/8/2013 10:52:00 AM	4/6/2013 12:03:00 AM	Metolachlor	n/a	<	0.012	µg/L	EPA 525.2	0.012	0.1	WKL	
MO-MPK	2012/13-4	Wet	3/8/2013 10:52:00 AM	4/6/2013 12:03:00 AM	Metribuzin	n/a	<	0.015	µg/L	EPA 525.2	0.015	0.1	WKL	
MO-MPK	2012/13-4	Wet	3/8/2013 10:52:00 AM	3/22/2013 10:55:00 PM	Mevinphos	n/a	<	0.0042	µg/L	EPA 525.2	0.0042	0.01	WKL	
MO-MPK	2012/13-4	Wet	3/8/2013 10:52:00 AM	4/6/2013 12:03:00 AM	Molinate	n/a	<	0.039	µg/L	EPA 525.2	0.039	0.1	WKL	
MO-MPK	2012/13-4	Wet	3/8/2013 10:52:00 AM	3/22/2013 10:55:00 PM	Naled	n/a	<	0.0076	µg/L	EPA 525.2	0.0076	0.01	WKL	
MO-MPK	2012/13-4	Wet	3/8/2013 10:52:00 AM	3/22/2013 12:23:00 AM	Pentachlorophenol	n/a	=	0.2	µg/L	EPA 515.3	0.04	0.2	WKL	
MO-MPK	2012/13-4	Wet	3/8/2013 10:52:00 AM	3/22/2013 10:55:00 PM	Phorate	n/a	<	0.003	µg/L	EPA 525.2	0.003	0.01	WKL	
MO-MPK	2012/13-4	Wet	3/8/2013 10:52:00 AM	3/22/2013 12:23:00 AM	Picloram	n/a	<	0.05	µg/L	EPA 515.3	0.05	0.6	WKL	
MO-MPK	2012/13-4	Wet	3/8/2013 10:52:00 AM	4/6/2013 12:03:00 AM	Prometon	n/a	<	0.024	µg/L	EPA 525.2	0.024	0.2	WKL	
MO-MPK	2012/13-4	Wet	3/8/2013 10:52:00 AM	4/6/2013 12:03:00 AM	Prometryn	n/a	<	0.036	µg/L	EPA 525.2	0.036	0.1	WKL	
MO-MPK	2012/13-4	Wet	3/8/2013 10:52:00 AM	3/22/2013 10:55:00 PM	Ronnel (Fenchlorphos)	n/a	<	0.0041	µg/L	EPA 525.2	0.0041	0.01	WKL	
MO-MPK	2012/13-4	Wet	3/8/2013 10:52:00 AM	4/6/2013 12:03:00 AM	Simazine	n/a	<	0.015	µg/L	EPA 525.2	0.015	0.1	WKL	
MO-MPK	2012/13-4	Wet	3/8/2013 10:52:00 AM	3/22/2013 10:55:00 PM	Stirophos (Tetrachlorvinphos)	n/a	<	0.0031	µg/L	EPA 525.2	0.0031	0.01	WKL	LB-LCSR
MO-MPK	2012/13-4	Wet	3/8/2013 10:52:00 AM	4/6/2013 12:03:00 AM	Terbacil	n/a	<	0.55	µg/L	EPA 525.2	0.55	2	WKL	
MO-MPK	2012/13-4	Wet	3/8/2013 10:52:00 AM	4/6/2013 12:03:00 AM	Thiobencarb	n/a	<	0.025	µg/L	EPA 525.2	0.025	0.2	WKL	
MO-MPK	2012/13-4	Wet	3/8/2013 10:52:00 AM	3/22/2013 10:55:00 PM	Tokuthion	n/a	<	0.0078	µg/L	EPA 525.2	0.0078	0.01	WKL	
MO-MPK	2012/13-4	Wet	3/8/2013 10:52:00 AM	3/24/2013 11:50:00 AM	Toxaphene	n/a	<	0.12	µg/L	EPA 608	0.12	0.5	WKL	
MO-MPK	2012/13-4	Wet	3/8/2013 10:52:00 AM	3/22/2013 10:55:00 PM	Trichloronate	n/a	<	0.0067	µg/L	EPA 525.2	0.0067	0.01	WKL	
MO-MPK	2012/13-4	Wet	3/8/2013 10:52:00 AM	4/6/2013 12:03:00 AM	Trithion	n/a	<	0.012	µg/L	EPA 525.2	0.012	0.1	WKL	

Appendix G
Laboratory Environmental Analysis Results

Site ID	Event	Event Type	Sample Date	Analysis Date	Constituent	Fraction	Sign	Result	Units	Method	MDL	Reporting Limit	Analyzing Laboratory	Qualifier
MO-MPK	2013-DRY	Dry	8/13/2013 9:55:00 AM	8/14/2013 9:00:00 AM	E. Coli	n/a	=	2143	MPN/100 mL	MMO-MUG	10	10	VCHCA	
MO-MPK	2013-DRY	Dry	8/13/2013 9:55:00 AM	8/14/2013 9:00:00 AM	Total Coliform	n/a	=	248100	MPN/100 mL	MMO-MUG	1000	1000	VCHCA	
MO-MPK	2013-DRY	Dry	8/13/2013 9:55:00 AM	8/22/2013 12:00:00 PM	Calcium	Total	=	55.6	mg/L	EPA 200.7	0.016	0.1	WKL	
MO-MPK	2013-DRY	Dry	8/13/2013 9:55:00 AM	8/22/2013 12:00:00 PM	Magnesium	Total	=	23.8	mg/L	EPA 200.7	0.012	0.1	WKL	
MO-MPK	2013-DRY	Dry	8/13/2013 9:55:00 AM	8/13/2013 9:55:00 AM	Conductivity	n/a	=	1093	µmhos/cm	Field Meter	-88	1	Field Crew	
MO-MPK	2013-DRY	Dry	8/13/2013 9:55:00 AM	8/13/2013 9:55:00 AM	Discharge	n/a	=	0.02	cfs	Field Estimate	-88	-88	Field Crew	
MO-MPK	2013-DRY	Dry	8/13/2013 9:55:00 AM	8/13/2013 9:55:00 AM	DO	n/a	=	113.4	%	Field Meter	-88	0.1	Field Crew	
MO-MPK	2013-DRY	Dry	8/13/2013 9:55:00 AM	8/13/2013 9:55:00 AM	DO	n/a	=	10.13	mg/L	Field Meter	-88	0.3	Field Crew	
MO-MPK	2013-DRY	Dry	8/13/2013 9:55:00 AM	8/22/2013 12:00:00 PM	Hardness as CaCO3	Total	=	237	mg/L	EPA 200.7	0.0894	0.662	WKL	
MO-MPK	2013-DRY	Dry	8/13/2013 9:55:00 AM	8/13/2013 9:55:00 AM	pH	n/a	=	8.44	pH Units	Field Meter	-88	0.01	Field Crew	
MO-MPK	2013-DRY	Dry	8/13/2013 9:55:00 AM	8/13/2013 9:55:00 AM	Salinity	n/a	=	600	mg/L	Field Meter	-88	100	Field Crew	
MO-MPK	2013-DRY	Dry	8/13/2013 9:55:00 AM	8/13/2013 9:55:00 AM	Specific Conductance	n/a	=	1188	µmhos/cm	Field Meter	-88	1	Field Crew	
MO-MPK	2013-DRY	Dry	8/13/2013 9:55:00 AM	8/13/2013 9:55:00 AM	Temperature	n/a	=	20.8	°C	Field Meter	-88	0.1	Field Crew	
MO-MPK	2013-DRY	Dry	8/13/2013 9:55:00 AM	8/19/2013 7:05:00 PM	Total Organic Carbon	n/a	=	16	mg/L	SM 5310 C	0.09	3	WKL	D
MO-MPK	2013-DRY	Dry	8/13/2013 9:55:00 AM	8/13/2013 9:55:00 AM	Turbidity	n/a	=	5.49	NTU	Field Meter	-88	0.01	Field Crew	
MO-MPK	2013-DRY	Dry	8/13/2013 9:55:00 AM	8/23/2013 11:21:00 PM	Copper	Dissolved	=	3.5	µg/L	EPA 200.8	0.036	0.5	WKL	
MO-MPK	2013-DRY	Dry	8/13/2013 9:55:00 AM	8/23/2013 11:21:00 PM	Lead	Dissolved	DNQ	0.05	µg/L	EPA 200.8	0.024	0.2	WKL	
MO-MPK	2013-DRY	Dry	8/13/2013 9:55:00 AM	8/23/2013 11:21:00 PM	Zinc	Dissolved	DNQ	3.8	µg/L	EPA 200.8	0.5	5	WKL	
MO-OJA	2012/13-1	Wet	10/11/2012 3:00:00 PM	10/12/2012 11:02:00 AM	E. Coli	n/a	=	6867	MPN/100 mL	MMO-MUG	10	10	VCHCA	
MO-OJA	2012/13-1	Wet	10/11/2012 3:00:00 PM	10/14/2012 2:50:00 PM	Fecal Coliform	n/a	=	9000	MPN/100 mL	SM 9221 E	2	2	VCHCA	
MO-OJA	2012/13-1	Wet	10/11/2012 3:00:00 PM	10/12/2012 11:02:00 AM	Total Coliform	n/a	=	290900	MPN/100 mL	MMO-MUG	1000	1000	VCHCA	
MO-OJA	2012/13-1	Wet	10/11/2012 3:00:00 PM	10/25/2012 1:18:00 PM	Cyanide	Total	DNQ	0.0032	mg/L	EPA 335.4	0.0027	0.005	WKL	
MO-OJA	2012/13-1	Wet	10/11/2012 3:00:00 PM	10/18/2012 6:52:00 PM	Oil and Grease	n/a	<	1.3	mg/L	EPA 1664A	1.3	5	WKL	
MO-OJA	2012/13-1	Wet	10/11/2012 3:00:00 PM	10/18/2012 6:52:00 PM	TPH	n/a	<	1.9	mg/L	EPA 1664A	1.9	5	WKL	
MO-OJA	2012/13-1	Wet	10/11/2012 3:00:00 PM	10/20/2012 4:49:00 AM	2-Chloroethyl vinyl ether	n/a	<	6.1	µg/L	EPA 524.2	6.1	10	WKL	D
MO-OJA	2012/13-1	Wet	10/11/2012 3:00:00 PM	10/20/2012 4:49:00 AM	Methyl tert-butyl ether (MTBE)	n/a	<	1.9	µg/L	EPA 524.2	1.9	20	WKL	D
MO-OJA	2012/13-1	Wet	10/12/2012 9:23:00 AM	10/17/2012 2:16:00 AM	Chloride	n/a	=	17	mg/L	EPA 300.0	1	5	WKL	D
MO-OJA	2012/13-1	Wet	10/12/2012 9:23:00 AM	10/17/2012 2:16:00 AM	Fluoride	n/a	=	0.45	mg/L	EPA 300.0	0.02	0.1	WKL	
MO-OJA	2012/13-1	Wet	10/12/2012 9:23:00 AM	10/17/2012 8:10:00 PM	Perchlorate	n/a	<	0.95	µg/L	EPA 314.0	0.95	2	WKL	
MO-OJA	2012/13-1	Wet	10/12/2012 9:23:00 AM	10/17/2012 4:13:00 PM	Calcium	Total	=	110	mg/L	EPA 200.7	0.016	0.1	WKL	
MO-OJA	2012/13-1	Wet	10/12/2012 9:23:00 AM	10/17/2012 4:13:00 PM	Magnesium	Total	=	17	mg/L	EPA 200.7	0.012	0.1	WKL	
MO-OJA	2012/13-1	Wet	10/12/2012 9:23:00 AM	10/22/2012 10:45:00 AM	Alkalinity as CaCO3	n/a	=	120	mg/L	SM 2320 B	0.56	2	WKL	
MO-OJA	2012/13-1	Wet	10/12/2012 9:23:00 AM	10/17/2012 5:24:00 PM	BOD	n/a	=	68	mg/L	SM 5210 B	0.1	2	WKL	
MO-OJA	2012/13-1	Wet	10/12/2012 9:23:00 AM	10/13/2012 7:00:00 PM	COD	n/a	=	510	mg/L	EPA 410.4	0.73	5	WKL	
MO-OJA	2012/13-1	Wet	10/12/2012 9:23:00 AM	10/12/2012 9:23:00 AM	Conductivity	n/a	=	134.2	µmhos/cm	Field Meter	-88	1	Field Crew	
MO-OJA	2012/13-1	Wet	10/12/2012 9:23:00 AM	10/12/2012 9:23:00 AM	DO	n/a	=	100.4	%	Field Meter	-88	0.1	Field Crew	
MO-OJA	2012/13-1	Wet	10/12/2012 9:23:00 AM	10/12/2012 9:23:00 AM	DO	n/a	=	9.54	mg/L	Field Meter	-88	0.3	Field Crew	
MO-OJA	2012/13-1	Wet	10/12/2012 9:23:00 AM	10/17/2012 4:13:00 PM	Hardness as CaCO3	Total	=	340	mg/L	EPA 200.7	0.089	0.66	WKL	
MO-OJA	2012/13-1	Wet	10/12/2012 9:23:00 AM	10/13/2012 4:59:00 PM	MBAS	n/a	=	0.44	mg/L	SM 5540 C	0.076	0.2	WKL	D
MO-OJA	2012/13-1	Wet	10/12/2012 9:23:00 AM	10/12/2012 9:23:00 AM	pH	n/a	=	7.23	pH Units	Field Meter	-88	0.01	Field Crew	
MO-OJA	2012/13-1	Wet	10/12/2012 9:23:00 AM	10/23/2012 11:21:00 AM	Phenolics	n/a	=	0.13	mg/L	EPA 420.4	0.0042	0.01	WKL	
MO-OJA	2012/13-1	Wet	10/12/2012 9:23:00 AM	10/12/2012 9:23:00 AM	Salinity	n/a	=	100	mg/L	Field Meter	-88	100	Field Crew	
MO-OJA	2012/13-1	Wet	10/12/2012 9:23:00 AM	10/12/2012 9:23:00 AM	Specific Conductance	n/a	=	156.7	µmhos/cm	Field Meter	-88	1	Field Crew	
MO-OJA	2012/13-1	Wet	10/12/2012 9:23:00 AM	10/17/2012 11:00:00 AM	Specific Conductance	n/a	=	450	µmhos/cm	SM 2510 B	0.23	2	WKL	
MO-OJA	2012/13-1	Wet	10/12/2012 9:23:00 AM	10/12/2012 9:23:00 AM	Temperature	n/a	=	17	°C	Field Meter	-88	0.1	Field Crew	
MO-OJA	2012/13-1	Wet	10/12/2012 9:23:00 AM	10/16/2012 3:27:00 PM	Total Dissolved Solids	n/a	=	360	mg/L	SM 2540 C	4	10	WKL	
MO-OJA	2012/13-1	Wet	10/12/2012 9:23:00 AM	10/22/2012 4:17:00 PM	Total Organic Carbon	n/a	=	93	mg/L	SM 5310 C	0.36	12	WKL	D
MO-OJA	2012/13-1	Wet	10/12/2012 9:23:00 AM	10/13/2012 6:30:00 PM	Total Suspended Solids	n/a	=	730	mg/L	SM 2540 D	5	5	WKL	

Appendix G
Laboratory Environmental Analysis Results

Site ID	Event	Event Type	Sample Date	Analysis Date	Constituent	Fraction	Sign	Result	Units	Method	MDL	Reporting Limit	Analyzing Laboratory	Qualifier
MO-OJA	2012/13-1	Wet	10/12/2012 9:23:00 AM	10/12/2012 6:14:00 PM	Turbidity	n/a	=	170	NTU	EPA 180.1	0.024	0.1	WKL	
MO-OJA	2012/13-1	Wet	10/12/2012 9:23:00 AM	10/13/2012 6:30:00 PM	Volatile Suspended Solids	n/a	=	170	mg/L	EPA 160.4	3.1	5	WKL	
MO-OJA	2012/13-1	Wet	10/12/2012 9:23:00 AM	10/23/2012 6:39:00 PM	Aluminum	Dissolved	=	54	µg/L	EPA 200.8	0.61	5	WKL	
MO-OJA	2012/13-1	Wet	10/12/2012 9:23:00 AM	10/23/2012 6:47:00 PM	Aluminum	Total	=	12000	µg/L	EPA 200.8	6.1	50	WKL	D
MO-OJA	2012/13-1	Wet	10/12/2012 9:23:00 AM	10/23/2012 6:39:00 PM	Antimony	Dissolved	=	0.85	µg/L	EPA 200.8	0.04	0.5	WKL	
MO-OJA	2012/13-1	Wet	10/12/2012 9:23:00 AM	10/23/2012 6:55:00 PM	Antimony	Total	=	1.1	µg/L	EPA 200.8	0.04	0.5	WKL	
MO-OJA	2012/13-1	Wet	10/12/2012 9:23:00 AM	10/23/2012 6:39:00 PM	Arsenic	Dissolved	=	2.2	µg/L	EPA 200.8	0.036	0.4	WKL	
MO-OJA	2012/13-1	Wet	10/12/2012 9:23:00 AM	10/23/2012 6:55:00 PM	Arsenic	Total	=	5.1	µg/L	EPA 200.8	0.036	0.4	WKL	
MO-OJA	2012/13-1	Wet	10/12/2012 9:23:00 AM	10/23/2012 6:39:00 PM	Beryllium	Dissolved	<	0.088	µg/L	EPA 200.8	0.088	0.1	WKL	
MO-OJA	2012/13-1	Wet	10/12/2012 9:23:00 AM	10/23/2012 6:55:00 PM	Beryllium	Total	=	0.65	µg/L	EPA 200.8	0.088	0.1	WKL	
MO-OJA	2012/13-1	Wet	10/12/2012 9:23:00 AM	10/23/2012 6:39:00 PM	Cadmium	Dissolved	<	0.02	µg/L	EPA 200.8	0.02	0.1	WKL	
MO-OJA	2012/13-1	Wet	10/12/2012 9:23:00 AM	10/23/2012 6:55:00 PM	Cadmium	Total	=	1.2	µg/L	EPA 200.8	0.02	0.1	WKL	
MO-OJA	2012/13-1	Wet	10/12/2012 9:23:00 AM	10/23/2012 6:39:00 PM	Chromium	Dissolved	=	0.99	µg/L	EPA 200.8	0.074	0.2	WKL	
MO-OJA	2012/13-1	Wet	10/12/2012 9:23:00 AM	10/23/2012 6:55:00 PM	Chromium	Total	=	20	µg/L	EPA 200.8	0.074	0.2	WKL	
MO-OJA	2012/13-1	Wet	10/12/2012 9:23:00 AM	10/16/2012 4:56:00 PM	Chromium VI	n/a	DNQ	0.19	µg/L	EPA 218.6	0.0059	0.3	WKL	
MO-OJA	2012/13-1	Wet	10/12/2012 9:23:00 AM	10/23/2012 6:39:00 PM	Copper	Dissolved	=	4.2	µg/L	EPA 200.8	0.27	0.5	WKL	
MO-OJA	2012/13-1	Wet	10/12/2012 9:23:00 AM	10/23/2012 6:55:00 PM	Copper	Total	=	79	µg/L	EPA 200.8	0.27	0.5	WKL	
MO-OJA	2012/13-1	Wet	10/12/2012 9:23:00 AM	10/17/2012 4:11:00 PM	Iron	Dissolved	=	450	µg/L	EPA 200.7	1.1	10	WKL	
MO-OJA	2012/13-1	Wet	10/12/2012 9:23:00 AM	10/17/2012 4:13:00 PM	Iron	Total	=	16000	µg/L	EPA 200.7	1.1	10	WKL	
MO-OJA	2012/13-1	Wet	10/12/2012 9:23:00 AM	10/23/2012 6:39:00 PM	Lead	Dissolved	=	1	µg/L	EPA 200.8	0.011	0.2	WKL	
MO-OJA	2012/13-1	Wet	10/12/2012 9:23:00 AM	10/23/2012 6:55:00 PM	Lead	Total	=	36	µg/L	EPA 200.8	0.011	0.2	WKL	
MO-OJA	2012/13-1	Wet	10/12/2012 9:23:00 AM	10/23/2012 11:18:00 AM	Mercury	Dissolved	DNQ	30	ng/L	EPA 245.1	3.9	50	WKL	
MO-OJA	2012/13-1	Wet	10/12/2012 9:23:00 AM	10/23/2012 11:18:00 AM	Mercury	Total	=	84	ng/L	EPA 245.1	3.9	50	WKL	
MO-OJA	2012/13-1	Wet	10/12/2012 9:23:00 AM	10/23/2012 6:39:00 PM	Nickel	Dissolved	=	9.1	µg/L	EPA 200.8	0.13	0.8	WKL	
MO-OJA	2012/13-1	Wet	10/12/2012 9:23:00 AM	10/23/2012 6:55:00 PM	Nickel	Total	=	37	µg/L	EPA 200.8	0.13	0.8	WKL	
MO-OJA	2012/13-1	Wet	10/12/2012 9:23:00 AM	10/23/2012 6:39:00 PM	Selenium	Dissolved	DNQ	0.38	µg/L	EPA 200.8	0.28	0.4	WKL	
MO-OJA	2012/13-1	Wet	10/12/2012 9:23:00 AM	10/23/2012 6:55:00 PM	Selenium	Total	=	0.68	µg/L	EPA 200.8	0.28	0.4	WKL	
MO-OJA	2012/13-1	Wet	10/12/2012 9:23:00 AM	10/23/2012 6:39:00 PM	Silver	Dissolved	<	0.027	µg/L	EPA 200.8	0.027	0.2	WKL	
MO-OJA	2012/13-1	Wet	10/12/2012 9:23:00 AM	10/23/2012 6:55:00 PM	Silver	Total	=	0.22	µg/L	EPA 200.8	0.027	0.2	WKL	
MO-OJA	2012/13-1	Wet	10/12/2012 9:23:00 AM	10/23/2012 6:39:00 PM	Thallium	Dissolved	<	0.009	µg/L	EPA 200.8	0.009	0.2	WKL	
MO-OJA	2012/13-1	Wet	10/12/2012 9:23:00 AM	10/23/2012 6:55:00 PM	Thallium	Total	DNQ	0.16	µg/L	EPA 200.8	0.009	0.2	WKL	
MO-OJA	2012/13-1	Wet	10/12/2012 9:23:00 AM	10/23/2012 6:39:00 PM	Zinc	Dissolved	=	13	µg/L	EPA 200.8	1.1	5	WKL	
MO-OJA	2012/13-1	Wet	10/12/2012 9:23:00 AM	10/23/2012 6:55:00 PM	Zinc	Total	=	510	µg/L	EPA 200.8	1.1	5	WKL	
MO-OJA	2012/13-1	Wet	10/12/2012 9:23:00 AM	10/24/2012 12:29:00 PM	Ammonia as N	n/a	=	2.2	mg/L	EPA 350.1	0.096	0.2	WKL	D
MO-OJA	2012/13-1	Wet	10/12/2012 9:23:00 AM	10/12/2012 6:31:00 PM	Nitrate + Nitrite as N	n/a	<	0.01	mg/L	EPA 353.2	0.01	0.1	WKL	
MO-OJA	2012/13-1	Wet	10/12/2012 9:23:00 AM	10/29/2012 7:51:00 PM	Phosphorus as P	Dissolved	=	1.2	mg/L	EPA 365.1	0.014	0.1	WKL	D
MO-OJA	2012/13-1	Wet	10/12/2012 9:23:00 AM	10/29/2012 5:39:00 PM	Phosphorus as P	Total	=	2.5	mg/L	EPA 365.1	0.028	0.2	WKL	D
MO-OJA	2012/13-1	Wet	10/12/2012 9:23:00 AM	10/22/2012 10:02:00 PM	TKN	n/a	=	10	mg/L	EPA 351.2	0.37	0.5	WKL	D
MO-OJA	2012/13-1	Wet	10/12/2012 9:23:00 AM	10/19/2012 12:25:00 AM	1,2,4-Trichlorobenzene	n/a	<	0.55	µg/L	EPA 625	0.55	1	WKL	
MO-OJA	2012/13-1	Wet	10/12/2012 9:23:00 AM	10/19/2012 12:25:00 AM	1,2-Dichlorobenzene	n/a	<	0.57	µg/L	EPA 625	0.57	1	WKL	
MO-OJA	2012/13-1	Wet	10/12/2012 9:23:00 AM	10/19/2012 12:25:00 AM	1,2-Diphenylhydrazine	n/a	<	0.25	µg/L	EPA 625	0.25	1	WKL	
MO-OJA	2012/13-1	Wet	10/12/2012 9:23:00 AM	10/19/2012 12:25:00 AM	1,3-Dichlorobenzene	n/a	<	0.53	µg/L	EPA 625	0.53	1	WKL	
MO-OJA	2012/13-1	Wet	10/12/2012 9:23:00 AM	10/19/2012 12:25:00 AM	1,4-Dichlorobenzene	n/a	<	0.55	µg/L	EPA 625	0.55	1	WKL	
MO-OJA	2012/13-1	Wet	10/12/2012 9:23:00 AM	10/22/2012 4:49:00 PM	1-Methylnaphthalene	n/a	<	0.1	µg/L	EPA 8270Cm	0.1	0.1	WKL	
MO-OJA	2012/13-1	Wet	10/12/2012 9:23:00 AM	10/22/2012 12:25:00 PM	2,4,5-Trichlorophenol	n/a	<	0.29	µg/L	EPA 8270Cm	0.29	1	WKL	
MO-OJA	2012/13-1	Wet	10/12/2012 9:23:00 AM	10/22/2012 12:25:00 PM	2,4,6-Trichlorophenol	n/a	<	0.3	µg/L	EPA 8270Cm	0.3	1	WKL	
MO-OJA	2012/13-1	Wet	10/12/2012 9:23:00 AM	10/22/2012 12:25:00 PM	2,4-Dichlorophenol	n/a	<	0.51	µg/L	EPA 8270Cm	0.51	1	WKL	
MO-OJA	2012/13-1	Wet	10/12/2012 9:23:00 AM	10/22/2012 12:25:00 PM	2,4-Dimethylphenol	n/a	<	1	µg/L	EPA 8270Cm	1	2	WKL	

Appendix G
Laboratory Environmental Analysis Results

Site ID	Event	Event Type	Sample Date	Analysis Date	Constituent	Fraction	Sign	Result	Units	Method	MDL	Reporting Limit	Analyzing Laboratory	Qualifier
MO-OJA	2012/13-1	Wet	10/12/2012 9:23:00 AM	10/22/2012 12:25:00 PM	2,4-Dinitrophenol	n/a	DNQ	1.1	µg/L	EPA 8270Cm	1	2	WKL	
MO-OJA	2012/13-1	Wet	10/12/2012 9:23:00 AM	10/19/2012 12:25:00 AM	2,4-Dinitrotoluene	n/a	<	0.18	µg/L	EPA 625	0.18	1	WKL	
MO-OJA	2012/13-1	Wet	10/12/2012 9:23:00 AM	10/19/2012 12:25:00 AM	2,6-Dinitrotoluene	n/a	<	0.27	µg/L	EPA 625	0.27	1	WKL	
MO-OJA	2012/13-1	Wet	10/12/2012 9:23:00 AM	10/19/2012 12:25:00 AM	2-Chloronaphthalene	n/a	<	0.45	µg/L	EPA 625	0.45	1	WKL	
MO-OJA	2012/13-1	Wet	10/12/2012 9:23:00 AM	10/22/2012 12:25:00 PM	2-Chlorophenol	n/a	<	0.65	µg/L	EPA 8270Cm	0.65	1	WKL	
MO-OJA	2012/13-1	Wet	10/12/2012 9:23:00 AM	10/22/2012 4:49:00 PM	2-Methylnaphthalene	n/a	<	0.1	µg/L	EPA 8270Cm	0.1	0.1	WKL	
MO-OJA	2012/13-1	Wet	10/12/2012 9:23:00 AM	10/22/2012 12:25:00 PM	2-Methylphenol	n/a	=	2.5	µg/L	EPA 8270Cm	0.34	1	WKL	
MO-OJA	2012/13-1	Wet	10/12/2012 9:23:00 AM	10/22/2012 12:25:00 PM	2-Nitrophenol	n/a	<	0.71	µg/L	EPA 8270Cm	0.71	1	WKL	
MO-OJA	2012/13-1	Wet	10/12/2012 9:23:00 AM	10/19/2012 12:25:00 AM	3,3'-Dichlorobenzidine	n/a	<	1.2	µg/L	EPA 625	1.2	5	WKL	
MO-OJA	2012/13-1	Wet	10/12/2012 9:23:00 AM	10/22/2012 12:25:00 PM	3-/4-Methylphenol	n/a	DNQ	0.33	µg/L	EPA 8270Cm	0.3	1	WKL	
MO-OJA	2012/13-1	Wet	10/12/2012 9:23:00 AM	10/22/2012 12:25:00 PM	4,6-Dinitro-2-methylphenol	n/a	<	0.14	µg/L	EPA 8270Cm	0.14	1	WKL	
MO-OJA	2012/13-1	Wet	10/12/2012 9:23:00 AM	10/19/2012 12:25:00 AM	4-Bromophenyl phenyl ether	n/a	<	0.36	µg/L	EPA 625	0.36	1	WKL	
MO-OJA	2012/13-1	Wet	10/12/2012 9:23:00 AM	10/22/2012 12:25:00 PM	4-Chloro-3-methylphenol	n/a	<	0.37	µg/L	EPA 8270Cm	0.37	1	WKL	EUM
MO-OJA	2012/13-1	Wet	10/12/2012 9:23:00 AM	10/19/2012 12:25:00 AM	4-Chlorophenyl phenyl ether	n/a	<	0.41	µg/L	EPA 625	0.41	1	WKL	
MO-OJA	2012/13-1	Wet	10/12/2012 9:23:00 AM	10/22/2012 12:25:00 PM	4-Nitrophenol	n/a	<	1	µg/L	EPA 8270Cm	1	2	WKL	
MO-OJA	2012/13-1	Wet	10/12/2012 9:23:00 AM	10/22/2012 4:49:00 PM	Acenaphthene	n/a	<	0.1	µg/L	EPA 8270Cm	0.1	0.1	WKL	EUM
MO-OJA	2012/13-1	Wet	10/12/2012 9:23:00 AM	10/22/2012 4:49:00 PM	Acenaphthylene	n/a	<	0.1	µg/L	EPA 8270Cm	0.1	0.1	WKL	
MO-OJA	2012/13-1	Wet	10/12/2012 9:23:00 AM	10/22/2012 4:49:00 PM	Anthracene	n/a	<	0.1	µg/L	EPA 8270Cm	0.1	0.1	WKL	
MO-OJA	2012/13-1	Wet	10/12/2012 9:23:00 AM	10/22/2012 4:49:00 PM	Benz(a)anthracene	n/a	<	0.1	µg/L	EPA 8270Cm	0.1	0.1	WKL	
MO-OJA	2012/13-1	Wet	10/12/2012 9:23:00 AM	10/19/2012 12:25:00 AM	Benzidine	n/a	<	3.7	µg/L	EPA 625	3.7	10	WKL	
MO-OJA	2012/13-1	Wet	10/12/2012 9:23:00 AM	10/24/2012 10:11:00 AM	Benzo(a)pyrene	n/a	<	0.078	µg/L	EPA 525.2	0.078	0.11	WKL	
MO-OJA	2012/13-1	Wet	10/12/2012 9:23:00 AM	10/22/2012 4:49:00 PM	Benzo(b)fluoranthene	n/a	<	0.1	µg/L	EPA 8270Cm	0.1	0.1	WKL	
MO-OJA	2012/13-1	Wet	10/12/2012 9:23:00 AM	10/22/2012 4:49:00 PM	Benzo(g,h,i)perylene	n/a	<	0.1	µg/L	EPA 8270Cm	0.1	0.1	WKL	
MO-OJA	2012/13-1	Wet	10/12/2012 9:23:00 AM	10/22/2012 4:49:00 PM	Benzo(k)fluoranthene	n/a	<	0.1	µg/L	EPA 8270Cm	0.1	0.1	WKL	
MO-OJA	2012/13-1	Wet	10/12/2012 9:23:00 AM	10/19/2012 12:25:00 AM	Bis(2-chloroethoxy)methane	n/a	<	0.25	µg/L	EPA 625	0.25	1	WKL	
MO-OJA	2012/13-1	Wet	10/12/2012 9:23:00 AM	10/19/2012 12:25:00 AM	Bis(2-chloroethyl)ether	n/a	<	0.27	µg/L	EPA 625	0.27	1	WKL	
MO-OJA	2012/13-1	Wet	10/12/2012 9:23:00 AM	10/19/2012 12:25:00 AM	Bis(2-chloroisopropyl)ether	n/a	<	0.38	µg/L	EPA 625	0.38	1	WKL	
MO-OJA	2012/13-1	Wet	10/12/2012 9:23:00 AM	10/24/2012 10:11:00 AM	Bis(2-ethylhexyl)adipate	n/a	<	0.12	µg/L	EPA 525.2	0.12	5.6	WKL	
MO-OJA	2012/13-1	Wet	10/12/2012 9:23:00 AM	10/24/2012 10:11:00 AM	Bis(2-ethylhexyl)phthalate	n/a	DNQ	2	µg/L	EPA 525.2	1.2	3.3	WKL	
MO-OJA	2012/13-1	Wet	10/12/2012 9:23:00 AM	10/19/2012 12:25:00 AM	Butyl benzyl phthalate	n/a	DNQ	0.68	µg/L	EPA 625	0.18	1	WKL	
MO-OJA	2012/13-1	Wet	10/12/2012 9:23:00 AM	10/22/2012 4:49:00 PM	Chrysene	n/a	<	0.1	µg/L	EPA 8270Cm	0.1	0.1	WKL	
MO-OJA	2012/13-1	Wet	10/12/2012 9:23:00 AM	10/22/2012 4:49:00 PM	Dibenz(a,h)anthracene	n/a	<	0.1	µg/L	EPA 8270Cm	0.1	0.1	WKL	
MO-OJA	2012/13-1	Wet	10/12/2012 9:23:00 AM	10/19/2012 12:25:00 AM	Dibenz(a,h)anthracene	n/a	<	0.08	µg/L	EPA 625	0.08	2	WKL	
MO-OJA	2012/13-1	Wet	10/12/2012 9:23:00 AM	10/19/2012 12:25:00 AM	Diethyl phthalate	n/a	DNQ	0.54	µg/L	EPA 625	0.15	1	WKL	
MO-OJA	2012/13-1	Wet	10/12/2012 9:23:00 AM	10/19/2012 12:25:00 AM	Dimethyl phthalate	n/a	<	0.18	µg/L	EPA 625	0.18	1	WKL	
MO-OJA	2012/13-1	Wet	10/12/2012 9:23:00 AM	10/19/2012 12:25:00 AM	Di-n-butylphthalate	n/a	DNQ	0.25	µg/L	EPA 625	0.24	1	WKL	
MO-OJA	2012/13-1	Wet	10/12/2012 9:23:00 AM	10/19/2012 12:25:00 AM	Di-n-octylphthalate	n/a	<	0.19	µg/L	EPA 625	0.19	1	WKL	
MO-OJA	2012/13-1	Wet	10/12/2012 9:23:00 AM	10/22/2012 4:49:00 PM	Fluoranthene	n/a	=	0.12	µg/L	EPA 8270Cm	0.1	0.1	WKL	
MO-OJA	2012/13-1	Wet	10/12/2012 9:23:00 AM	10/22/2012 4:49:00 PM	Fluorene	n/a	<	0.1	µg/L	EPA 8270Cm	0.1	0.1	WKL	EUM
MO-OJA	2012/13-1	Wet	10/12/2012 9:23:00 AM	10/19/2012 12:25:00 AM	Hexachlorobenzene	n/a	<	0.49	µg/L	EPA 625	0.49	1	WKL	
MO-OJA	2012/13-1	Wet	10/12/2012 9:23:00 AM	10/19/2012 12:25:00 AM	Hexachlorobutadiene	n/a	<	0.47	µg/L	EPA 625	0.47	1	WKL	
MO-OJA	2012/13-1	Wet	10/12/2012 9:23:00 AM	10/19/2012 12:25:00 AM	Hexachlorocyclopentadiene	n/a	<	1.5	µg/L	EPA 625	1.5	5	WKL	
MO-OJA	2012/13-1	Wet	10/12/2012 9:23:00 AM	10/19/2012 12:25:00 AM	Hexachloroethane	n/a	<	0.52	µg/L	EPA 625	0.52	1	WKL	
MO-OJA	2012/13-1	Wet	10/12/2012 9:23:00 AM	10/22/2012 4:49:00 PM	Indeno(1,2,3-cd)pyrene	n/a	<	0.1	µg/L	EPA 8270Cm	0.1	0.1	WKL	
MO-OJA	2012/13-1	Wet	10/12/2012 9:23:00 AM	10/19/2012 12:25:00 AM	Isophorone	n/a	<	0.21	µg/L	EPA 625	0.21	1	WKL	
MO-OJA	2012/13-1	Wet	10/12/2012 9:23:00 AM	10/22/2012 4:49:00 PM	Naphthalene	n/a	<	0.1	µg/L	EPA 8270Cm	0.1	0.1	WKL	
MO-OJA	2012/13-1	Wet	10/12/2012 9:23:00 AM	10/19/2012 12:25:00 AM	Nitrobenzene	n/a	<	0.36	µg/L	EPA 625	0.36	1	WKL	
MO-OJA	2012/13-1	Wet	10/12/2012 9:23:00 AM	10/19/2012 12:25:00 AM	N-Nitrosodimethylamine	n/a	<	0.14	µg/L	EPA 625	0.14	1	WKL	

Appendix G
Laboratory Environmental Analysis Results

Site ID	Event	Event Type	Sample Date	Analysis Date	Constituent	Fraction	Sign	Result	Units	Method	MDL	Reporting Limit	Analyzing Laboratory	Qualifier
MO-OJA	2012/13-1	Wet	10/12/2012 9:23:00 AM	10/19/2012 12:25:00 AM	N-Nitrosodi-N-propylamine	n/a	<	0.26	µg/L	EPA 625	0.26	1	WKL	
MO-OJA	2012/13-1	Wet	10/12/2012 9:23:00 AM	10/19/2012 12:25:00 AM	N-Nitrosodiphenylamine	n/a	<	0.19	µg/L	EPA 625	0.19	1	WKL	
MO-OJA	2012/13-1	Wet	10/12/2012 9:23:00 AM	10/22/2012 4:49:00 PM	Phenanthrene	n/a	<	0.1	µg/L	EPA 8270Cm	0.1	0.1	WKL	
MO-OJA	2012/13-1	Wet	10/12/2012 9:23:00 AM	10/22/2012 12:25:00 PM	Phenol	n/a	<	0.35	µg/L	EPA 8270Cm	0.35	1	WKL	
MO-OJA	2012/13-1	Wet	10/12/2012 9:23:00 AM	10/22/2012 4:49:00 PM	Pyrene	n/a	=	0.1	µg/L	EPA 8270Cm	0.1	0.1	WKL	EUM
MO-OJA	2012/13-1	Wet	10/12/2012 9:23:00 AM	10/18/2012 5:15:00 PM	PCB Aroclor 1016	n/a	<	0.05	µg/L	EPA 608	0.05	0.5	WKL	
MO-OJA	2012/13-1	Wet	10/12/2012 9:23:00 AM	10/18/2012 5:15:00 PM	PCB Aroclor 1221	n/a	<	0.06	µg/L	EPA 608	0.06	0.5	WKL	
MO-OJA	2012/13-1	Wet	10/12/2012 9:23:00 AM	10/18/2012 5:15:00 PM	PCB Aroclor 1232	n/a	<	0.15	µg/L	EPA 608	0.15	0.5	WKL	
MO-OJA	2012/13-1	Wet	10/12/2012 9:23:00 AM	10/18/2012 5:15:00 PM	PCB Aroclor 1242	n/a	<	0.07	µg/L	EPA 608	0.07	0.5	WKL	
MO-OJA	2012/13-1	Wet	10/12/2012 9:23:00 AM	10/18/2012 5:15:00 PM	PCB Aroclor 1248	n/a	<	0.06	µg/L	EPA 608	0.06	0.5	WKL	
MO-OJA	2012/13-1	Wet	10/12/2012 9:23:00 AM	10/18/2012 5:15:00 PM	PCB Aroclor 1254	n/a	<	0.04	µg/L	EPA 608	0.04	0.5	WKL	
MO-OJA	2012/13-1	Wet	10/12/2012 9:23:00 AM	10/18/2012 5:15:00 PM	PCB Aroclor 1260	n/a	<	0.04	µg/L	EPA 608	0.04	0.5	WKL	
MO-OJA	2012/13-1	Wet	10/12/2012 9:23:00 AM	10/16/2012 9:42:00 PM	2,4,5-T	n/a	<	0.07	µg/L	EPA 515.3	0.07	0.2	WKL	
MO-OJA	2012/13-1	Wet	10/12/2012 9:23:00 AM	10/16/2012 9:42:00 PM	2,4,5-TP	n/a	<	0.09	µg/L	EPA 515.3	0.09	0.2	WKL	
MO-OJA	2012/13-1	Wet	10/12/2012 9:23:00 AM	10/16/2012 9:42:00 PM	2,4-D	n/a	<	0.07	µg/L	EPA 515.3	0.07	0.4	WKL	
MO-OJA	2012/13-1	Wet	10/12/2012 9:23:00 AM	10/16/2012 9:42:00 PM	2,4-DB	n/a	<	0.07	µg/L	EPA 515.3	0.07	2	WKL	
MO-OJA	2012/13-1	Wet	10/12/2012 9:23:00 AM	10/16/2012 9:42:00 PM	3,5-Dichlorobenzoic acid	n/a	<	0.09	µg/L	EPA 515.3	0.09	1	WKL	
MO-OJA	2012/13-1	Wet	10/12/2012 9:23:00 AM	10/18/2012 5:15:00 PM	4,4'-DDD	n/a	<	0.003	µg/L	EPA 608	0.003	0.05	WKL	
MO-OJA	2012/13-1	Wet	10/12/2012 9:23:00 AM	10/18/2012 5:15:00 PM	4,4'-DDE	n/a	<	0.0025	µg/L	EPA 608	0.0025	0.05	WKL	
MO-OJA	2012/13-1	Wet	10/12/2012 9:23:00 AM	10/18/2012 5:15:00 PM	4,4'-DDT	n/a	<	0.0031	µg/L	EPA 608	0.0031	0.01	WKL	
MO-OJA	2012/13-1	Wet	10/12/2012 9:23:00 AM	10/16/2012 9:42:00 PM	Acifluorfen	n/a	<	0.06	µg/L	EPA 515.3	0.06	0.4	WKL	
MO-OJA	2012/13-1	Wet	10/12/2012 9:23:00 AM	10/24/2012 10:11:00 AM	Alachlor	n/a	<	0.024	µg/L	EPA 525.2	0.024	0.11	WKL	
MO-OJA	2012/13-1	Wet	10/12/2012 9:23:00 AM	10/18/2012 5:15:00 PM	Aldrin	n/a	<	0.0015	µg/L	EPA 608	0.0015	0.005	WKL	
MO-OJA	2012/13-1	Wet	10/12/2012 9:23:00 AM	10/18/2012 5:15:00 PM	alpha-BHC	n/a	<	0.0018	µg/L	EPA 608	0.0018	0.01	WKL	
MO-OJA	2012/13-1	Wet	10/12/2012 9:23:00 AM	10/18/2012 5:15:00 PM	alpha-Chlordane	n/a	<	0.0041	µg/L	EPA 608	0.0041	0.01	WKL	
MO-OJA	2012/13-1	Wet	10/12/2012 9:23:00 AM	10/24/2012 10:11:00 AM	Atrazine	n/a	<	0.038	µg/L	EPA 525.2	0.038	0.11	WKL	
MO-OJA	2012/13-1	Wet	10/12/2012 9:23:00 AM	11/9/2012 12:03:00 PM	Azinphos methyl	n/a	<	0.0055	µg/L	EPA 525.2	0.0055	0.01	WKL	
MO-OJA	2012/13-1	Wet	10/12/2012 9:23:00 AM	10/16/2012 9:42:00 PM	Bentazon	n/a	<	0.11	µg/L	EPA 515.3	0.11	2	WKL	
MO-OJA	2012/13-1	Wet	10/12/2012 9:23:00 AM	10/18/2012 5:15:00 PM	beta-BHC	n/a	<	0.0031	µg/L	EPA 608	0.0031	0.005	WKL	
MO-OJA	2012/13-1	Wet	10/12/2012 9:23:00 AM	11/9/2012 12:03:00 PM	Bolstar	n/a	<	0.0046	µg/L	EPA 525.2	0.0046	0.01	WKL	
MO-OJA	2012/13-1	Wet	10/12/2012 9:23:00 AM	10/24/2012 10:11:00 AM	Bromacil	n/a	<	0.042	µg/L	EPA 525.2	0.042	1.1	WKL	
MO-OJA	2012/13-1	Wet	10/12/2012 9:23:00 AM	10/24/2012 10:11:00 AM	Butachlor	n/a	<	0.019	µg/L	EPA 525.2	0.019	0.22	WKL	
MO-OJA	2012/13-1	Wet	10/12/2012 9:23:00 AM	10/24/2012 10:11:00 AM	Captan	n/a	<	0.96	µg/L	EPA 525.2	0.96	1.1	WKL	
MO-OJA	2012/13-1	Wet	10/12/2012 9:23:00 AM	10/18/2012 5:15:00 PM	Chlordane (technical)	n/a	<	0.08	µg/L	EPA 608	0.08	0.1	WKL	
MO-OJA	2012/13-1	Wet	10/12/2012 9:23:00 AM	10/24/2012 10:11:00 AM	Chloropropham	n/a	<	0.011	µg/L	EPA 525.2	0.011	0.11	WKL	
MO-OJA	2012/13-1	Wet	10/12/2012 9:23:00 AM	11/9/2012 12:03:00 PM	Chlorpyrifos	n/a	=	0.023	µg/L	EPA 525.2	0.0069	0.01	WKL	
MO-OJA	2012/13-1	Wet	10/12/2012 9:23:00 AM	11/9/2012 12:03:00 PM	Coumaphos	n/a	<	0.0051	µg/L	EPA 525.2	0.0051	0.01	WKL	
MO-OJA	2012/13-1	Wet	10/12/2012 9:23:00 AM	10/24/2012 10:11:00 AM	Cyanazine	n/a	<	0.027	µg/L	EPA 525.2	0.027	0.11	WKL	
MO-OJA	2012/13-1	Wet	10/12/2012 9:23:00 AM	10/16/2012 9:42:00 PM	Dalapon	n/a	<	0.1	µg/L	EPA 515.3	0.1	0.4	WKL	
MO-OJA	2012/13-1	Wet	10/12/2012 9:23:00 AM	10/16/2012 9:42:00 PM	DCPA (Dacthal)	n/a	<	0.07	µg/L	EPA 515.3	0.07	0.1	WKL	
MO-OJA	2012/13-1	Wet	10/12/2012 9:23:00 AM	10/18/2012 5:15:00 PM	delta-BHC	n/a	<	0.0025	µg/L	EPA 608	0.0025	0.005	WKL	
MO-OJA	2012/13-1	Wet	10/12/2012 9:23:00 AM	11/9/2012 12:03:00 PM	Demeton-O	n/a	<	0.01	µg/L	EPA 525.2	0.01	0.01	WKL	
MO-OJA	2012/13-1	Wet	10/12/2012 9:23:00 AM	11/9/2012 12:03:00 PM	Demeton-S	n/a	<	0.01	µg/L	EPA 525.2	0.01	0.01	WKL	
MO-OJA	2012/13-1	Wet	10/12/2012 9:23:00 AM	11/9/2012 12:03:00 PM	Diazinon	n/a	<	0.0052	µg/L	EPA 525.2	0.0052	0.01	WKL	
MO-OJA	2012/13-1	Wet	10/12/2012 9:23:00 AM	10/16/2012 9:42:00 PM	Dicamba	n/a	<	0.12	µg/L	EPA 515.3	0.12	0.6	WKL	
MO-OJA	2012/13-1	Wet	10/12/2012 9:23:00 AM	10/16/2012 9:42:00 PM	Dichlorprop	n/a	<	0.08	µg/L	EPA 515.3	0.08	0.3	WKL	
MO-OJA	2012/13-1	Wet	10/12/2012 9:23:00 AM	11/9/2012 12:03:00 PM	Dichlorvos	n/a	<	0.0029	µg/L	EPA 525.2	0.0029	0.01	WKL	
MO-OJA	2012/13-1	Wet	10/12/2012 9:23:00 AM	10/18/2012 5:15:00 PM	Dieldrin	n/a	<	0.0021	µg/L	EPA 608	0.0021	0.01	WKL	

Appendix G
Laboratory Environmental Analysis Results

Site ID	Event	Event Type	Sample Date	Analysis Date	Constituent	Fraction	Sign	Result	Units	Method	MDL	Reporting Limit	Analyzing Laboratory	Qualifier
MO-OJA	2012/13-1	Wet	10/12/2012 9:23:00 AM	11/9/2012 12:03:00 PM	Dimethoate	n/a	<	0.0062	µg/L	EPA 525.2	0.0062	0.01	WKL	
MO-OJA	2012/13-1	Wet	10/12/2012 9:23:00 AM	10/16/2012 9:42:00 PM	Dinoseb	n/a	<	0.14	µg/L	EPA 515.3	0.14	0.4	WKL	
MO-OJA	2012/13-1	Wet	10/12/2012 9:23:00 AM	10/24/2012 10:11:00 AM	Diphenamid	n/a	<	0.027	µg/L	EPA 525.2	0.027	0.11	WKL	
MO-OJA	2012/13-1	Wet	10/12/2012 9:23:00 AM	11/9/2012 12:03:00 PM	Disulfoton	n/a	<	0.01	µg/L	EPA 525.2	0.01	0.01	WKL	
MO-OJA	2012/13-1	Wet	10/12/2012 9:23:00 AM	10/18/2012 5:15:00 PM	Endosulfan I	n/a	<	0.0017	µg/L	EPA 608	0.0017	0.02	WKL	GB
MO-OJA	2012/13-1	Wet	10/12/2012 9:23:00 AM	10/18/2012 5:15:00 PM	Endosulfan II	n/a	<	0.0019	µg/L	EPA 608	0.0019	0.01	WKL	
MO-OJA	2012/13-1	Wet	10/12/2012 9:23:00 AM	10/18/2012 5:15:00 PM	Endosulfan sulfate	n/a	<	0.008	µg/L	EPA 608	0.008	0.05	WKL	
MO-OJA	2012/13-1	Wet	10/12/2012 9:23:00 AM	10/18/2012 5:15:00 PM	Endrin	n/a	<	0.0028	µg/L	EPA 608	0.0028	0.01	WKL	
MO-OJA	2012/13-1	Wet	10/12/2012 9:23:00 AM	10/18/2012 5:15:00 PM	Endrin aldehyde	n/a	<	0.003	µg/L	EPA 608	0.003	0.01	WKL	
MO-OJA	2012/13-1	Wet	10/12/2012 9:23:00 AM	10/24/2012 10:11:00 AM	EPTC	n/a	<	0.019	µg/L	EPA 525.2	0.019	1.1	WKL	
MO-OJA	2012/13-1	Wet	10/12/2012 9:23:00 AM	11/9/2012 12:03:00 PM	Ethoprop	n/a	<	0.0067	µg/L	EPA 525.2	0.0067	0.01	WKL	
MO-OJA	2012/13-1	Wet	10/12/2012 9:23:00 AM	11/9/2012 12:03:00 PM	Ethyl parathion	n/a	<	0.0054	µg/L	EPA 525.2	0.0054	0.01	WKL	
MO-OJA	2012/13-1	Wet	10/12/2012 9:23:00 AM	11/9/2012 12:03:00 PM	Fensulfothion	n/a	<	0.0029	µg/L	EPA 525.2	0.0029	0.01	WKL	
MO-OJA	2012/13-1	Wet	10/12/2012 9:23:00 AM	11/9/2012 12:03:00 PM	Fenthion	n/a	<	0.0038	µg/L	EPA 525.2	0.0038	0.01	WKL	
MO-OJA	2012/13-1	Wet	10/12/2012 9:23:00 AM	10/18/2012 5:15:00 PM	gamma-BHC (Lindane)	n/a	<	0.0021	µg/L	EPA 608	0.0021	0.02	WKL	
MO-OJA	2012/13-1	Wet	10/12/2012 9:23:00 AM	10/18/2012 5:15:00 PM	gamma-Chlordane	n/a	<	0.0044	µg/L	EPA 608	0.0044	0.01	WKL	
MO-OJA	2012/13-1	Wet	10/12/2012 9:23:00 AM	10/26/2012 7:24:00 PM	Glyphosate	n/a	<	9	µg/L	EPA 547	9	25	WKL	D
MO-OJA	2012/13-1	Wet	10/12/2012 9:23:00 AM	10/18/2012 5:15:00 PM	Heptachlor	n/a	<	0.0017	µg/L	EPA 608	0.0017	0.01	WKL	
MO-OJA	2012/13-1	Wet	10/12/2012 9:23:00 AM	10/18/2012 5:15:00 PM	Heptachlor epoxide	n/a	<	0.0019	µg/L	EPA 608	0.0019	0.01	WKL	
MO-OJA	2012/13-1	Wet	10/12/2012 9:23:00 AM	11/9/2012 12:03:00 PM	Malathion	n/a	=	0.26	µg/L	EPA 525.2	0.0076	0.01	WKL	
MO-OJA	2012/13-1	Wet	10/12/2012 9:23:00 AM	11/9/2012 12:03:00 PM	Merphos	n/a	<	0.0058	µg/L	EPA 525.2	0.0058	0.01	WKL	
MO-OJA	2012/13-1	Wet	10/12/2012 9:23:00 AM	10/18/2012 5:15:00 PM	Methoxychlor	n/a	<	0.0054	µg/L	EPA 608	0.0054	0.02	WKL	
MO-OJA	2012/13-1	Wet	10/12/2012 9:23:00 AM	11/9/2012 12:03:00 PM	Methyl parathion	n/a	<	0.0063	µg/L	EPA 525.2	0.0063	0.01	WKL	
MO-OJA	2012/13-1	Wet	10/12/2012 9:23:00 AM	10/24/2012 10:11:00 AM	Metolachlor	n/a	<	0.013	µg/L	EPA 525.2	0.013	0.11	WKL	
MO-OJA	2012/13-1	Wet	10/12/2012 9:23:00 AM	10/24/2012 10:11:00 AM	Metribuzin	n/a	<	0.017	µg/L	EPA 525.2	0.017	0.11	WKL	
MO-OJA	2012/13-1	Wet	10/12/2012 9:23:00 AM	11/9/2012 12:03:00 PM	Mevinphos	n/a	<	0.0042	µg/L	EPA 525.2	0.0042	0.01	WKL	
MO-OJA	2012/13-1	Wet	10/12/2012 9:23:00 AM	10/24/2012 10:11:00 AM	Molinate	n/a	<	0.043	µg/L	EPA 525.2	0.043	0.11	WKL	
MO-OJA	2012/13-1	Wet	10/12/2012 9:23:00 AM	11/9/2012 12:03:00 PM	Naled	n/a	<	0.0076	µg/L	EPA 525.2	0.0076	0.01	WKL	
MO-OJA	2012/13-1	Wet	10/12/2012 9:23:00 AM	10/16/2012 9:42:00 PM	Pentachlorophenol	n/a	<	0.04	µg/L	EPA 515.3	0.04	0.2	WKL	
MO-OJA	2012/13-1	Wet	10/12/2012 9:23:00 AM	11/9/2012 12:03:00 PM	Phorate	n/a	DNQ	0.0082	µg/L	EPA 525.2	0.003	0.01	WKL	
MO-OJA	2012/13-1	Wet	10/12/2012 9:23:00 AM	10/16/2012 9:42:00 PM	Picloram	n/a	<	0.05	µg/L	EPA 515.3	0.05	0.6	WKL	
MO-OJA	2012/13-1	Wet	10/12/2012 9:23:00 AM	10/24/2012 10:11:00 AM	Prometon	n/a	<	0.027	µg/L	EPA 525.2	0.027	0.22	WKL	
MO-OJA	2012/13-1	Wet	10/12/2012 9:23:00 AM	10/24/2012 10:11:00 AM	Prometryn	n/a	<	0.04	µg/L	EPA 525.2	0.04	0.11	WKL	
MO-OJA	2012/13-1	Wet	10/12/2012 9:23:00 AM	11/9/2012 12:03:00 PM	Ronnel (Fenchlorphos)	n/a	<	0.0041	µg/L	EPA 525.2	0.0041	0.01	WKL	
MO-OJA	2012/13-1	Wet	10/12/2012 9:23:00 AM	10/24/2012 10:11:00 AM	Simazine	n/a	<	0.017	µg/L	EPA 525.2	0.017	0.11	WKL	
MO-OJA	2012/13-1	Wet	10/12/2012 9:23:00 AM	11/9/2012 12:03:00 PM	Stirophos (Tetrachlorvinphos)	n/a	<	0.0031	µg/L	EPA 525.2	0.0031	0.01	WKL	
MO-OJA	2012/13-1	Wet	10/12/2012 9:23:00 AM	10/24/2012 10:11:00 AM	Terbacil	n/a	<	0.61	µg/L	EPA 525.2	0.61	2.2	WKL	
MO-OJA	2012/13-1	Wet	10/12/2012 9:23:00 AM	10/24/2012 10:11:00 AM	Thiobencarb	n/a	<	0.028	µg/L	EPA 525.2	0.028	0.22	WKL	
MO-OJA	2012/13-1	Wet	10/12/2012 9:23:00 AM	11/9/2012 12:03:00 PM	Tokuthion	n/a	<	0.0078	µg/L	EPA 525.2	0.0078	0.01	WKL	
MO-OJA	2012/13-1	Wet	10/12/2012 9:23:00 AM	10/18/2012 5:15:00 PM	Toxaphene	n/a	<	0.12	µg/L	EPA 608	0.12	0.5	WKL	
MO-OJA	2012/13-1	Wet	10/12/2012 9:23:00 AM	11/9/2012 12:03:00 PM	Trichloronate	n/a	<	0.0067	µg/L	EPA 525.2	0.0067	0.01	WKL	
MO-OJA	2012/13-1	Wet	10/12/2012 9:23:00 AM	10/24/2012 10:11:00 AM	Trithion	n/a	<	0.013	µg/L	EPA 525.2	0.013	0.11	WKL	
MO-OJA	2012/13-2	Wet	11/17/2012 8:45:00 AM	11/18/2012 7:15:00 AM	E. Coli	n/a	=	25900	MPN/100 mL	MMO-MUG	1000	1000	VCHCA	
MO-OJA	2012/13-2	Wet	11/17/2012 8:45:00 AM	11/20/2012 1:18:00 PM	Fecal Coliform	n/a	=	28000	MPN/100 mL	SM 9221 E	2	2	VCHCA	
MO-OJA	2012/13-2	Wet	11/17/2012 8:45:00 AM	11/18/2012 7:15:00 AM	Total Coliform	n/a	=	365400	MPN/100 mL	MMO-MUG	1000	1000	VCHCA	
MO-OJA	2012/13-2	Wet	11/17/2012 8:45:00 AM	11/17/2012 8:45:00 AM	Conductivity	n/a	=	73.4	µmhos/cm	Field Meter	-88	1	Field Crew	
MO-OJA	2012/13-2	Wet	11/17/2012 8:45:00 AM	12/6/2012 9:29:00 PM	Cyanide	Total	<	0.0027	mg/L	EPA 335.4	0.0027	0.005	WKL	
MO-OJA	2012/13-2	Wet	11/17/2012 8:45:00 AM	11/17/2012 8:45:00 AM	DO	n/a	=	102.4	%	Field Meter	-88	0.1	Field Crew	

Appendix G
Laboratory Environmental Analysis Results

Site ID	Event	Event Type	Sample Date	Analysis Date	Constituent	Fraction	Sign	Result	Units	Method	MDL	Reporting Limit	Analyzing Laboratory	Qualifier
MO-OJA	2012/13-2	Wet	11/17/2012 8:45:00 AM	11/17/2012 8:45:00 AM	DO	n/a	=	10.14	mg/L	Field Meter	-88	0.3	Field Crew	
MO-OJA	2012/13-2	Wet	11/17/2012 8:45:00 AM	11/17/2012 8:45:00 AM	pH	n/a	=	7.15	pH Units	Field Meter	-88	0.01	Field Crew	
MO-OJA	2012/13-2	Wet	11/17/2012 8:45:00 AM	11/17/2012 8:45:00 AM	Salinity	n/a	<	100	mg/L	Field Meter	-88	100	Field Crew	
MO-OJA	2012/13-2	Wet	11/17/2012 8:45:00 AM	11/17/2012 8:45:00 AM	Specific Conductance	n/a	=	92.5	µmhos/cm	Field Meter	-88	1	Field Crew	
MO-OJA	2012/13-2	Wet	11/17/2012 8:45:00 AM	11/17/2012 8:45:00 AM	Temperature	n/a	=	14.5	°C	Field Meter	-88	0.1	Field Crew	
MO-OJA	2012/13-2	Wet	11/17/2012 8:45:00 AM	11/27/2012 4:55:00 PM	Oil and Grease	n/a	<	1.3	mg/L	EPA 1664A	1.3	5	WKL	
MO-OJA	2012/13-2	Wet	11/17/2012 8:45:00 AM	11/27/2012 4:55:00 PM	TPH	n/a	<	1.9	mg/L	EPA 1664A	1.9	5	WKL	
MO-OJA	2012/13-2	Wet	11/17/2012 8:45:00 AM	11/27/2012 6:14:00 PM	2-Chloroethyl vinyl ether	n/a	<	0.61	µg/L	EPA 524.2	0.61	1	WKL	
MO-OJA	2012/13-2	Wet	11/17/2012 8:45:00 AM	11/27/2012 6:14:00 PM	Methyl tert-butyl ether (MTBE)	n/a	<	0.19	µg/L	EPA 524.2	0.19	2	WKL	
MO-OJA	2012/13-2	Wet	11/18/2012 9:00:00 AM	11/28/2012 12:29:00 PM	Chloride	n/a	=	4.9	mg/L	EPA 300.0	0.2	1	WKL	D
MO-OJA	2012/13-2	Wet	11/18/2012 9:00:00 AM	11/28/2012 12:29:00 PM	Fluoride	n/a	DNQ	0.061	mg/L	EPA 300.0	0.02	0.1	WKL	
MO-OJA	2012/13-2	Wet	11/18/2012 9:00:00 AM	11/21/2012 4:57:00 PM	Perchlorate	n/a	<	0.95	µg/L	EPA 314.0	0.95	2	WKL	
MO-OJA	2012/13-2	Wet	11/18/2012 9:00:00 AM	11/27/2012 5:33:00 PM	Calcium	Total	=	15.8	mg/L	EPA 200.7	0.0156	0.1	WKL	
MO-OJA	2012/13-2	Wet	11/18/2012 9:00:00 AM	11/27/2012 5:33:00 PM	Magnesium	Total	=	3.55	mg/L	EPA 200.7	0.0121	0.1	WKL	
MO-OJA	2012/13-2	Wet	11/18/2012 9:00:00 AM	11/30/2012 4:45:00 PM	Alkalinity as CaCO3	n/a	=	43	mg/L	SM 2320 B	0.56	2	WKL	
MO-OJA	2012/13-2	Wet	11/18/2012 9:00:00 AM	11/24/2012 12:30:00 PM	BOD	n/a	=	24	mg/L	SM 5210 B	0.1	2	WKL	
MO-OJA	2012/13-2	Wet	11/18/2012 9:00:00 AM	11/27/2012 9:06:00 AM	COD	n/a	=	110	mg/L	EPA 410.4	0.73	5	WKL	
MO-OJA	2012/13-2	Wet	11/18/2012 9:00:00 AM	11/27/2012 5:33:00 PM	Hardness as CaCO3	Total	=	54.2	mg/L	EPA 200.7	0.0885	0.662	WKL	
MO-OJA	2012/13-2	Wet	11/18/2012 9:00:00 AM	11/19/2012 9:46:00 PM	MBAS	n/a	=	0.13	mg/L	SM 5540 C	0.038	0.1	WKL	D
MO-OJA	2012/13-2	Wet	11/18/2012 9:00:00 AM	11/30/2012 2:52:00 PM	Phenolics	n/a	=	0.076	mg/L	EPA 420.4	0.0042	0.01	WKL	
MO-OJA	2012/13-2	Wet	11/18/2012 9:00:00 AM	11/30/2012 11:00:00 AM	Specific Conductance	n/a	=	130	µmhos/cm	SM 2510 B	0.23	2	WKL	
MO-OJA	2012/13-2	Wet	11/18/2012 9:00:00 AM	11/21/2012 11:58:00 AM	Total Dissolved Solids	n/a	=	84	mg/L	SM 2540 C	4	10	WKL	
MO-OJA	2012/13-2	Wet	11/18/2012 9:00:00 AM	11/26/2012 10:48:00 AM	Total Organic Carbon	n/a	=	20	mg/L	SM 5310 C	0.09	3	WKL	D
MO-OJA	2012/13-2	Wet	11/18/2012 9:00:00 AM	11/20/2012 7:20:00 PM	Total Suspended Solids	n/a	=	190	mg/L	SM 2540 D	5	5	WKL	
MO-OJA	2012/13-2	Wet	11/18/2012 9:00:00 AM	11/19/2012 10:13:00 PM	Turbidity	n/a	=	59	NTU	EPA 180.1	0.024	0.1	WKL	
MO-OJA	2012/13-2	Wet	11/18/2012 9:00:00 AM	11/20/2012 7:20:00 PM	Volatile Suspended Solids	n/a	=	41	mg/L	EPA 160.4	3.1	5	WKL	
MO-OJA	2012/13-2	Wet	11/18/2012 9:00:00 AM	12/1/2012 2:20:00 AM	Aluminum	Dissolved	=	44	µg/L	EPA 200.8	0.61	5	WKL	
MO-OJA	2012/13-2	Wet	11/18/2012 9:00:00 AM	12/1/2012 2:28:00 AM	Aluminum	Total	=	3400	µg/L	EPA 200.8	0.61	5	WKL	
MO-OJA	2012/13-2	Wet	11/18/2012 9:00:00 AM	12/1/2012 2:20:00 AM	Antimony	Dissolved	DNQ	0.37	µg/L	EPA 200.8	0.04	0.5	WKL	
MO-OJA	2012/13-2	Wet	11/18/2012 9:00:00 AM	12/1/2012 2:28:00 AM	Antimony	Total	=	0.61	µg/L	EPA 200.8	0.04	0.5	WKL	
MO-OJA	2012/13-2	Wet	11/18/2012 9:00:00 AM	12/1/2012 2:20:00 AM	Arsenic	Dissolved	=	1.1	µg/L	EPA 200.8	0.036	0.4	WKL	
MO-OJA	2012/13-2	Wet	11/18/2012 9:00:00 AM	12/1/2012 2:28:00 AM	Arsenic	Total	=	2.2	µg/L	EPA 200.8	0.036	0.4	WKL	
MO-OJA	2012/13-2	Wet	11/18/2012 9:00:00 AM	12/1/2012 2:20:00 AM	Beryllium	Dissolved	<	0.088	µg/L	EPA 200.8	0.088	0.1	WKL	
MO-OJA	2012/13-2	Wet	11/18/2012 9:00:00 AM	12/1/2012 2:28:00 AM	Beryllium	Total	=	0.18	µg/L	EPA 200.8	0.088	0.1	WKL	
MO-OJA	2012/13-2	Wet	11/18/2012 9:00:00 AM	12/1/2012 2:20:00 AM	Cadmium	Dissolved	DNQ	0.03	µg/L	EPA 200.8	0.02	0.1	WKL	
MO-OJA	2012/13-2	Wet	11/18/2012 9:00:00 AM	12/1/2012 2:28:00 AM	Cadmium	Total	=	0.23	µg/L	EPA 200.8	0.02	0.1	WKL	
MO-OJA	2012/13-2	Wet	11/18/2012 9:00:00 AM	12/1/2012 2:20:00 AM	Chromium	Dissolved	=	0.38	µg/L	EPA 200.8	0.074	0.2	WKL	
MO-OJA	2012/13-2	Wet	11/18/2012 9:00:00 AM	12/1/2012 2:28:00 AM	Chromium	Total	=	5.4	µg/L	EPA 200.8	0.074	0.2	WKL	
MO-OJA	2012/13-2	Wet	11/18/2012 9:00:00 AM	12/3/2012 7:33:00 PM	Chromium VI	n/a	DNQ	0.18	µg/L	EPA 218.6	0.0059	0.3	WKL	
MO-OJA	2012/13-2	Wet	11/18/2012 9:00:00 AM	12/1/2012 2:20:00 AM	Copper	Dissolved	=	6.2	µg/L	EPA 200.8	0.27	0.5	WKL	
MO-OJA	2012/13-2	Wet	11/18/2012 9:00:00 AM	12/1/2012 2:28:00 AM	Copper	Total	=	21	µg/L	EPA 200.8	0.27	0.5	WKL	
MO-OJA	2012/13-2	Wet	11/18/2012 9:00:00 AM	11/27/2012 5:30:00 PM	Iron	Dissolved	=	64	µg/L	EPA 200.7	1.1	10	WKL	
MO-OJA	2012/13-2	Wet	11/18/2012 9:00:00 AM	11/27/2012 5:33:00 PM	Iron	Total	=	4500	µg/L	EPA 200.7	1.1	10	WKL	
MO-OJA	2012/13-2	Wet	11/18/2012 9:00:00 AM	12/1/2012 2:20:00 AM	Lead	Dissolved	=	0.38	µg/L	EPA 200.8	0.011	0.2	WKL	
MO-OJA	2012/13-2	Wet	11/18/2012 9:00:00 AM	12/1/2012 2:28:00 AM	Lead	Total	=	8.7	µg/L	EPA 200.8	0.011	0.2	WKL	
MO-OJA	2012/13-2	Wet	11/18/2012 9:00:00 AM	12/11/2012 3:45:00 PM	Mercury	Dissolved	DNQ	29	ng/L	EPA 245.1	3.9	50	WKL	
MO-OJA	2012/13-2	Wet	11/18/2012 9:00:00 AM	12/11/2012 3:45:00 PM	Mercury	Total	=	63	ng/L	EPA 245.1	3.9	50	WKL	
MO-OJA	2012/13-2	Wet	11/18/2012 9:00:00 AM	12/1/2012 2:20:00 AM	Nickel	Dissolved	=	1.8	µg/L	EPA 200.8	0.13	0.8	WKL	

Appendix G
Laboratory Environmental Analysis Results

Site ID	Event	Event Type	Sample Date	Analysis Date	Constituent	Fraction	Sign	Result	Units	Method	MDL	Reporting Limit	Analyzing Laboratory	Qualifier
MO-OJA	2012/13-2	Wet	11/18/2012 9:00:00 AM	12/1/2012 2:28:00 AM	Nickel	Total	=	8.8	µg/L	EPA 200.8	0.13	0.8	WKL	
MO-OJA	2012/13-2	Wet	11/18/2012 9:00:00 AM	12/1/2012 2:20:00 AM	Selenium	Dissolved	<	0.28	µg/L	EPA 200.8	0.28	0.4	WKL	
MO-OJA	2012/13-2	Wet	11/18/2012 9:00:00 AM	12/1/2012 2:28:00 AM	Selenium	Total	<	0.28	µg/L	EPA 200.8	0.28	0.4	WKL	
MO-OJA	2012/13-2	Wet	11/18/2012 9:00:00 AM	12/1/2012 2:20:00 AM	Silver	Dissolved	<	0.027	µg/L	EPA 200.8	0.027	0.2	WKL	
MO-OJA	2012/13-2	Wet	11/18/2012 9:00:00 AM	12/1/2012 2:28:00 AM	Silver	Total	DNQ	0.05	µg/L	EPA 200.8	0.027	0.2	WKL	
MO-OJA	2012/13-2	Wet	11/18/2012 9:00:00 AM	12/1/2012 2:20:00 AM	Thallium	Dissolved	DNQ	0.01	µg/L	EPA 200.8	0.009	0.2	WKL	
MO-OJA	2012/13-2	Wet	11/18/2012 9:00:00 AM	12/1/2012 2:28:00 AM	Thallium	Total	DNQ	0.06	µg/L	EPA 200.8	0.009	0.2	WKL	
MO-OJA	2012/13-2	Wet	11/18/2012 9:00:00 AM	12/1/2012 2:20:00 AM	Zinc	Dissolved	=	23	µg/L	EPA 200.8	1.1	5	WKL	
MO-OJA	2012/13-2	Wet	11/18/2012 9:00:00 AM	12/1/2012 2:28:00 AM	Zinc	Total	=	120	µg/L	EPA 200.8	1.1	5	WKL	
MO-OJA	2012/13-2	Wet	11/18/2012 9:00:00 AM	12/5/2012 5:39:00 PM	Ammonia as N	n/a	=	0.36	mg/L	EPA 350.1	0.048	0.1	WKL	
MO-OJA	2012/13-2	Wet	11/18/2012 9:00:00 AM	11/19/2012 6:51:00 PM	Nitrate + Nitrite as N	n/a	=	0.6	mg/L	EPA 353.2	0.01	0.1	WKL	
MO-OJA	2012/13-2	Wet	11/18/2012 9:00:00 AM	12/14/2012 12:57:00 PM	Phosphorus as P	Dissolved	=	0.45	mg/L	EPA 365.1	0.0056	0.04	WKL	D, DG
MO-OJA	2012/13-2	Wet	11/18/2012 9:00:00 AM	12/14/2012 11:29:00 AM	Phosphorus as P	Total	=	0.83	mg/L	EPA 365.1	0.007	0.05	WKL	DG
MO-OJA	2012/13-2	Wet	11/18/2012 9:00:00 AM	11/28/2012 3:49:00 PM	TKN	n/a	=	2.6	mg/L	EPA 351.2	0.074	0.1	WKL	
MO-OJA	2012/13-2	Wet	11/18/2012 9:00:00 AM	11/28/2012 12:35:00 AM	1,2,4-Trichlorobenzene	n/a	<	0.55	µg/L	EPA 625	0.55	1	WKL	
MO-OJA	2012/13-2	Wet	11/18/2012 9:00:00 AM	11/28/2012 12:35:00 AM	1,2-Dichlorobenzene	n/a	<	0.57	µg/L	EPA 625	0.57	1	WKL	
MO-OJA	2012/13-2	Wet	11/18/2012 9:00:00 AM	11/28/2012 12:35:00 AM	1,2-Diphenylhydrazine	n/a	<	0.25	µg/L	EPA 625	0.25	1	WKL	
MO-OJA	2012/13-2	Wet	11/18/2012 9:00:00 AM	11/28/2012 12:35:00 AM	1,3-Dichlorobenzene	n/a	<	0.53	µg/L	EPA 625	0.53	1	WKL	
MO-OJA	2012/13-2	Wet	11/18/2012 9:00:00 AM	11/28/2012 12:35:00 AM	1,4-Dichlorobenzene	n/a	<	0.55	µg/L	EPA 625	0.55	1	WKL	
MO-OJA	2012/13-2	Wet	11/18/2012 9:00:00 AM	11/29/2012 1:50:00 AM	1-Methylnaphthalene	n/a	<	0.1	µg/L	EPA 8270Cm	0.1	0.1	WKL	
MO-OJA	2012/13-2	Wet	11/18/2012 9:00:00 AM	11/29/2012 6:37:00 PM	2,4,5-Trichlorophenol	n/a	<	0.29	µg/L	EPA 8270Cm	0.29	1	WKL	
MO-OJA	2012/13-2	Wet	11/18/2012 9:00:00 AM	11/29/2012 6:37:00 PM	2,4,6-Trichlorophenol	n/a	<	0.3	µg/L	EPA 8270Cm	0.3	1	WKL	EUM
MO-OJA	2012/13-2	Wet	11/18/2012 9:00:00 AM	11/29/2012 6:37:00 PM	2,4-Dichlorophenol	n/a	<	0.51	µg/L	EPA 8270Cm	0.51	1	WKL	
MO-OJA	2012/13-2	Wet	11/18/2012 9:00:00 AM	11/29/2012 6:37:00 PM	2,4-Dimethylphenol	n/a	<	1	µg/L	EPA 8270Cm	1	2	WKL	
MO-OJA	2012/13-2	Wet	11/18/2012 9:00:00 AM	11/29/2012 6:37:00 PM	2,4-Dinitrophenol	n/a	<	1	µg/L	EPA 8270Cm	1	2	WKL	
MO-OJA	2012/13-2	Wet	11/18/2012 9:00:00 AM	11/28/2012 12:35:00 AM	2,4-Dinitrotoluene	n/a	<	0.18	µg/L	EPA 625	0.18	1	WKL	
MO-OJA	2012/13-2	Wet	11/18/2012 9:00:00 AM	11/28/2012 12:35:00 AM	2,6-Dinitrotoluene	n/a	<	0.27	µg/L	EPA 625	0.27	1	WKL	
MO-OJA	2012/13-2	Wet	11/18/2012 9:00:00 AM	11/28/2012 12:35:00 AM	2-Chloronaphthalene	n/a	<	0.45	µg/L	EPA 625	0.45	1	WKL	
MO-OJA	2012/13-2	Wet	11/18/2012 9:00:00 AM	11/29/2012 6:37:00 PM	2-Chlorophenol	n/a	<	0.65	µg/L	EPA 8270Cm	0.65	1	WKL	EUM
MO-OJA	2012/13-2	Wet	11/18/2012 9:00:00 AM	11/29/2012 1:50:00 AM	2-Methylnaphthalene	n/a	<	0.1	µg/L	EPA 8270Cm	0.1	0.1	WKL	
MO-OJA	2012/13-2	Wet	11/18/2012 9:00:00 AM	11/29/2012 6:37:00 PM	2-Methylphenol	n/a	<	0.34	µg/L	EPA 8270Cm	0.34	1	WKL	
MO-OJA	2012/13-2	Wet	11/18/2012 9:00:00 AM	11/29/2012 6:37:00 PM	2-Nitrophenol	n/a	<	0.71	µg/L	EPA 8270Cm	0.71	1	WKL	
MO-OJA	2012/13-2	Wet	11/18/2012 9:00:00 AM	11/28/2012 12:35:00 AM	3,3'-Dichlorobenzidine	n/a	<	1.2	µg/L	EPA 625	1.2	5	WKL	
MO-OJA	2012/13-2	Wet	11/18/2012 9:00:00 AM	11/29/2012 6:37:00 PM	3-/4-Methylphenol	n/a	<	0.3	µg/L	EPA 8270Cm	0.3	1	WKL	
MO-OJA	2012/13-2	Wet	11/18/2012 9:00:00 AM	11/29/2012 6:37:00 PM	4,6-Dinitro-2-methylphenol	n/a	<	0.14	µg/L	EPA 8270Cm	0.14	1	WKL	
MO-OJA	2012/13-2	Wet	11/18/2012 9:00:00 AM	11/28/2012 12:35:00 AM	4-Bromophenyl phenyl ether	n/a	<	0.36	µg/L	EPA 625	0.36	1	WKL	
MO-OJA	2012/13-2	Wet	11/18/2012 9:00:00 AM	11/29/2012 6:37:00 PM	4-Chloro-3-methylphenol	n/a	<	0.37	µg/L	EPA 8270Cm	0.37	1	WKL	
MO-OJA	2012/13-2	Wet	11/18/2012 9:00:00 AM	11/28/2012 12:35:00 AM	4-Chlorophenyl phenyl ether	n/a	<	0.41	µg/L	EPA 625	0.41	1	WKL	
MO-OJA	2012/13-2	Wet	11/18/2012 9:00:00 AM	11/29/2012 6:37:00 PM	4-Nitrophenol	n/a	<	1	µg/L	EPA 8270Cm	1	2	WKL	
MO-OJA	2012/13-2	Wet	11/18/2012 9:00:00 AM	11/29/2012 1:50:00 AM	Acenaphthene	n/a	<	0.1	µg/L	EPA 8270Cm	0.1	0.1	WKL	EUM
MO-OJA	2012/13-2	Wet	11/18/2012 9:00:00 AM	11/29/2012 1:50:00 AM	Acenaphthylene	n/a	<	0.1	µg/L	EPA 8270Cm	0.1	0.1	WKL	
MO-OJA	2012/13-2	Wet	11/18/2012 9:00:00 AM	11/29/2012 1:50:00 AM	Anthracene	n/a	<	0.1	µg/L	EPA 8270Cm	0.1	0.1	WKL	
MO-OJA	2012/13-2	Wet	11/18/2012 9:00:00 AM	11/29/2012 1:50:00 AM	Benz(a)anthracene	n/a	<	0.1	µg/L	EPA 8270Cm	0.1	0.1	WKL	
MO-OJA	2012/13-2	Wet	11/18/2012 9:00:00 AM	11/28/2012 12:35:00 AM	Benzidine	n/a	<	3.7	µg/L	EPA 625	3.7	10	WKL	
MO-OJA	2012/13-2	Wet	11/18/2012 9:00:00 AM	12/4/2012 5:00:00 AM	Benzo(a)pyrene	n/a	<	0.07	µg/L	EPA 525.2	0.07	0.1	WKL	
MO-OJA	2012/13-2	Wet	11/18/2012 9:00:00 AM	11/29/2012 1:50:00 AM	Benzo(b)fluoranthene	n/a	=	0.11	µg/L	EPA 8270Cm	0.1	0.1	WKL	
MO-OJA	2012/13-2	Wet	11/18/2012 9:00:00 AM	11/29/2012 1:50:00 AM	Benzo(g,h,i)perylene	n/a	<	0.1	µg/L	EPA 8270Cm	0.1	0.1	WKL	
MO-OJA	2012/13-2	Wet	11/18/2012 9:00:00 AM	11/29/2012 1:50:00 AM	Benzo(k)fluoranthene	n/a	<	0.1	µg/L	EPA 8270Cm	0.1	0.1	WKL	

Appendix G
Laboratory Environmental Analysis Results

Site ID	Event	Event Type	Sample Date	Analysis Date	Constituent	Fraction	Sign	Result	Units	Method	MDL	Reporting Limit	Analyzing Laboratory	Qualifier
MO-OJA	2012/13-2	Wet	11/18/2012 9:00:00 AM	11/28/2012 12:35:00 AM	Bis(2-chloroethoxy)methane	n/a	<	0.25	µg/L	EPA 625	0.25	1	WKL	
MO-OJA	2012/13-2	Wet	11/18/2012 9:00:00 AM	11/28/2012 12:35:00 AM	Bis(2-chloroethyl)ether	n/a	<	0.27	µg/L	EPA 625	0.27	1	WKL	
MO-OJA	2012/13-2	Wet	11/18/2012 9:00:00 AM	11/28/2012 12:35:00 AM	Bis(2-chloroisopropyl)ether	n/a	<	0.38	µg/L	EPA 625	0.38	1	WKL	
MO-OJA	2012/13-2	Wet	11/18/2012 9:00:00 AM	12/4/2012 5:00:00 AM	Bis(2-ethylhexyl)adipate	n/a	<	0.1	µg/L	EPA 525.2	0.1	5	WKL	
MO-OJA	2012/13-2	Wet	11/18/2012 9:00:00 AM	12/4/2012 5:00:00 AM	Bis(2-ethylhexyl)phthalate	n/a	DNQ	1.2	µg/L	EPA 525.2	1.1	3	WKL	
MO-OJA	2012/13-2	Wet	11/18/2012 9:00:00 AM	11/28/2012 12:35:00 AM	Butyl benzyl phthalate	n/a	DNQ	0.21	µg/L	EPA 625	0.18	1	WKL	
MO-OJA	2012/13-2	Wet	11/18/2012 9:00:00 AM	11/29/2012 1:50:00 AM	Chrysene	n/a	<	0.1	µg/L	EPA 8270Cm	0.1	0.1	WKL	
MO-OJA	2012/13-2	Wet	11/18/2012 9:00:00 AM	11/29/2012 1:50:00 AM	Dibenz(a,h)anthracene	n/a	<	0.1	µg/L	EPA 8270Cm	0.1	0.1	WKL	
MO-OJA	2012/13-2	Wet	11/18/2012 9:00:00 AM	11/28/2012 12:35:00 AM	Diethyl phthalate	n/a	DNQ	0.66	µg/L	EPA 625	0.15	1	WKL	
MO-OJA	2012/13-2	Wet	11/18/2012 9:00:00 AM	11/28/2012 12:35:00 AM	Dimethyl phthalate	n/a	<	0.18	µg/L	EPA 625	0.18	1	WKL	
MO-OJA	2012/13-2	Wet	11/18/2012 9:00:00 AM	11/28/2012 12:35:00 AM	Di-n-butylphthalate	n/a	<	0.24	µg/L	EPA 625	0.24	1	WKL	
MO-OJA	2012/13-2	Wet	11/18/2012 9:00:00 AM	11/28/2012 12:35:00 AM	Di-n-octylphthalate	n/a	<	0.19	µg/L	EPA 625	0.19	1	WKL	
MO-OJA	2012/13-2	Wet	11/18/2012 9:00:00 AM	11/29/2012 1:50:00 AM	Fluoranthene	n/a	<	0.1	µg/L	EPA 8270Cm	0.1	0.1	WKL	
MO-OJA	2012/13-2	Wet	11/18/2012 9:00:00 AM	11/29/2012 1:50:00 AM	Fluorene	n/a	<	0.1	µg/L	EPA 8270Cm	0.1	0.1	WKL	EUM
MO-OJA	2012/13-2	Wet	11/18/2012 9:00:00 AM	11/28/2012 12:35:00 AM	Hexachlorobenzene	n/a	<	0.49	µg/L	EPA 625	0.49	1	WKL	
MO-OJA	2012/13-2	Wet	11/18/2012 9:00:00 AM	11/28/2012 12:35:00 AM	Hexachlorobutadiene	n/a	<	0.47	µg/L	EPA 625	0.47	1	WKL	
MO-OJA	2012/13-2	Wet	11/18/2012 9:00:00 AM	11/28/2012 12:35:00 AM	Hexachlorocyclopentadiene	n/a	<	1.5	µg/L	EPA 625	1.5	5	WKL	
MO-OJA	2012/13-2	Wet	11/18/2012 9:00:00 AM	11/28/2012 12:35:00 AM	Hexachloroethane	n/a	<	0.52	µg/L	EPA 625	0.52	1	WKL	
MO-OJA	2012/13-2	Wet	11/18/2012 9:00:00 AM	11/29/2012 1:50:00 AM	Indeno(1,2,3-cd)pyrene	n/a	<	0.1	µg/L	EPA 8270Cm	0.1	0.1	WKL	
MO-OJA	2012/13-2	Wet	11/18/2012 9:00:00 AM	11/28/2012 12:35:00 AM	Isophorone	n/a	<	0.21	µg/L	EPA 625	0.21	1	WKL	
MO-OJA	2012/13-2	Wet	11/18/2012 9:00:00 AM	11/29/2012 1:50:00 AM	Naphthalene	n/a	<	0.1	µg/L	EPA 8270Cm	0.1	0.1	WKL	
MO-OJA	2012/13-2	Wet	11/18/2012 9:00:00 AM	11/28/2012 12:35:00 AM	Nitrobenzene	n/a	<	0.36	µg/L	EPA 625	0.36	1	WKL	
MO-OJA	2012/13-2	Wet	11/18/2012 9:00:00 AM	11/28/2012 12:35:00 AM	N-Nitrosodimethylamine	n/a	<	0.14	µg/L	EPA 625	0.14	1	WKL	EUM
MO-OJA	2012/13-2	Wet	11/18/2012 9:00:00 AM	11/28/2012 12:35:00 AM	N-Nitrosodi-N-propylamine	n/a	<	0.26	µg/L	EPA 625	0.26	1	WKL	
MO-OJA	2012/13-2	Wet	11/18/2012 9:00:00 AM	11/28/2012 12:35:00 AM	N-Nitrosodiphenylamine	n/a	<	0.19	µg/L	EPA 625	0.19	1	WKL	
MO-OJA	2012/13-2	Wet	11/18/2012 9:00:00 AM	11/29/2012 1:50:00 AM	Phenanthrene	n/a	<	0.1	µg/L	EPA 8270Cm	0.1	0.1	WKL	EUM
MO-OJA	2012/13-2	Wet	11/18/2012 9:00:00 AM	11/29/2012 6:37:00 PM	Phenol	n/a	<	0.35	µg/L	EPA 8270Cm	0.35	1	WKL	
MO-OJA	2012/13-2	Wet	11/18/2012 9:00:00 AM	11/29/2012 1:50:00 AM	Pyrene	n/a	<	0.1	µg/L	EPA 8270Cm	0.1	0.1	WKL	EUM
MO-OJA	2012/13-2	Wet	11/18/2012 9:00:00 AM	11/28/2012 12:23:00 AM	PCB Aroclor 1016	n/a	<	0.05	µg/L	EPA 608	0.05	0.5	WKL	
MO-OJA	2012/13-2	Wet	11/18/2012 9:00:00 AM	11/28/2012 12:23:00 AM	PCB Aroclor 1221	n/a	<	0.06	µg/L	EPA 608	0.06	0.5	WKL	
MO-OJA	2012/13-2	Wet	11/18/2012 9:00:00 AM	11/28/2012 12:23:00 AM	PCB Aroclor 1232	n/a	<	0.15	µg/L	EPA 608	0.15	0.5	WKL	
MO-OJA	2012/13-2	Wet	11/18/2012 9:00:00 AM	11/28/2012 12:23:00 AM	PCB Aroclor 1242	n/a	<	0.07	µg/L	EPA 608	0.07	0.5	WKL	
MO-OJA	2012/13-2	Wet	11/18/2012 9:00:00 AM	11/28/2012 12:23:00 AM	PCB Aroclor 1248	n/a	<	0.06	µg/L	EPA 608	0.06	0.5	WKL	
MO-OJA	2012/13-2	Wet	11/18/2012 9:00:00 AM	11/28/2012 12:23:00 AM	PCB Aroclor 1254	n/a	<	0.04	µg/L	EPA 608	0.04	0.5	WKL	
MO-OJA	2012/13-2	Wet	11/18/2012 9:00:00 AM	11/28/2012 12:23:00 AM	PCB Aroclor 1260	n/a	<	0.04	µg/L	EPA 608	0.04	0.5	WKL	
MO-OJA	2012/13-2	Wet	11/18/2012 9:00:00 AM	12/1/2012 10:56:00 PM	2,4,5-T	n/a	<	0.07	µg/L	EPA 515.3	0.07	0.2	WKL	
MO-OJA	2012/13-2	Wet	11/18/2012 9:00:00 AM	12/1/2012 10:56:00 PM	2,4,5-TP	n/a	<	0.09	µg/L	EPA 515.3	0.09	0.2	WKL	
MO-OJA	2012/13-2	Wet	11/18/2012 9:00:00 AM	12/1/2012 10:56:00 PM	2,4-D	n/a	<	0.07	µg/L	EPA 515.3	0.07	0.4	WKL	
MO-OJA	2012/13-2	Wet	11/18/2012 9:00:00 AM	12/1/2012 10:56:00 PM	2,4-DB	n/a	<	0.07	µg/L	EPA 515.3	0.07	2	WKL	
MO-OJA	2012/13-2	Wet	11/18/2012 9:00:00 AM	12/1/2012 10:56:00 PM	3,5-Dichlorobenzoic acid	n/a	<	0.09	µg/L	EPA 515.3	0.09	1	WKL	
MO-OJA	2012/13-2	Wet	11/18/2012 9:00:00 AM	11/28/2012 12:23:00 AM	4,4'-DDD	n/a	<	0.003	µg/L	EPA 608	0.003	0.05	WKL	
MO-OJA	2012/13-2	Wet	11/18/2012 9:00:00 AM	11/28/2012 12:23:00 AM	4,4'-DDE	n/a	<	0.0025	µg/L	EPA 608	0.0025	0.05	WKL	
MO-OJA	2012/13-2	Wet	11/18/2012 9:00:00 AM	11/28/2012 12:23:00 AM	4,4'-DDT	n/a	<	0.0031	µg/L	EPA 608	0.0031	0.01	WKL	
MO-OJA	2012/13-2	Wet	11/18/2012 9:00:00 AM	12/1/2012 10:56:00 PM	Acifluorfen	n/a	<	0.06	µg/L	EPA 515.3	0.06	0.4	WKL	
MO-OJA	2012/13-2	Wet	11/18/2012 9:00:00 AM	12/4/2012 5:00:00 AM	Alachlor	n/a	<	0.022	µg/L	EPA 525.2	0.022	0.1	WKL	
MO-OJA	2012/13-2	Wet	11/18/2012 9:00:00 AM	11/28/2012 12:23:00 AM	Aldrin	n/a	<	0.0015	µg/L	EPA 608	0.0015	0.005	WKL	
MO-OJA	2012/13-2	Wet	11/18/2012 9:00:00 AM	11/28/2012 12:23:00 AM	alpha-BHC	n/a	<	0.0018	µg/L	EPA 608	0.0018	0.01	WKL	
MO-OJA	2012/13-2	Wet	11/18/2012 9:00:00 AM	11/28/2012 12:23:00 AM	alpha-Chlordane	n/a	<	0.0041	µg/L	EPA 608	0.0041	0.01	WKL	

Appendix G
Laboratory Environmental Analysis Results

Site ID	Event	Event Type	Sample Date	Analysis Date	Constituent	Fraction	Sign	Result	Units	Method	MDL	Reporting Limit	Analyzing Laboratory	Qualifier
MO-OJA	2012/13-2	Wet	11/18/2012 9:00:00 AM	12/4/2012 5:00:00 AM	Atrazine	n/a	<	0.034	µg/L	EPA 525.2	0.034	0.1	WKL	
MO-OJA	2012/13-2	Wet	11/18/2012 9:00:00 AM	12/13/2012 2:49:00 PM	Azinphos methyl	n/a	<	0.0055	µg/L	EPA 525.2	0.0055	0.01	WKL	EUM
MO-OJA	2012/13-2	Wet	11/18/2012 9:00:00 AM	12/1/2012 10:56:00 PM	Bentazon	n/a	<	0.11	µg/L	EPA 515.3	0.11	2	WKL	
MO-OJA	2012/13-2	Wet	11/18/2012 9:00:00 AM	11/28/2012 12:23:00 AM	beta-BHC	n/a	<	0.0031	µg/L	EPA 608	0.0031	0.005	WKL	
MO-OJA	2012/13-2	Wet	11/18/2012 9:00:00 AM	12/13/2012 2:49:00 PM	Bolstar	n/a	<	0.0046	µg/L	EPA 525.2	0.0046	0.01	WKL	
MO-OJA	2012/13-2	Wet	11/18/2012 9:00:00 AM	12/4/2012 5:00:00 AM	Bromacil	n/a	<	0.038	µg/L	EPA 525.2	0.038	1	WKL	
MO-OJA	2012/13-2	Wet	11/18/2012 9:00:00 AM	12/4/2012 5:00:00 AM	Butachlor	n/a	<	0.017	µg/L	EPA 525.2	0.017	0.2	WKL	
MO-OJA	2012/13-2	Wet	11/18/2012 9:00:00 AM	12/4/2012 5:00:00 AM	Captan	n/a	<	0.86	µg/L	EPA 525.2	0.86	1	WKL	
MO-OJA	2012/13-2	Wet	11/18/2012 9:00:00 AM	11/28/2012 12:23:00 AM	Chlordane (technical)	n/a	<	0.08	µg/L	EPA 608	0.08	0.1	WKL	
MO-OJA	2012/13-2	Wet	11/18/2012 9:00:00 AM	12/4/2012 5:00:00 AM	Chloropropham	n/a	<	0.01	µg/L	EPA 525.2	0.01	0.1	WKL	
MO-OJA	2012/13-2	Wet	11/18/2012 9:00:00 AM	12/13/2012 2:49:00 PM	Chlorpyrifos	n/a	<	0.0069	µg/L	EPA 525.2	0.0069	0.01	WKL	
MO-OJA	2012/13-2	Wet	11/18/2012 9:00:00 AM	12/13/2012 2:49:00 PM	Coumaphos	n/a	<	0.0051	µg/L	EPA 525.2	0.0051	0.01	WKL	
MO-OJA	2012/13-2	Wet	11/18/2012 9:00:00 AM	12/4/2012 5:00:00 AM	Cyanazine	n/a	<	0.024	µg/L	EPA 525.2	0.024	0.1	WKL	
MO-OJA	2012/13-2	Wet	11/18/2012 9:00:00 AM	12/1/2012 10:56:00 PM	Dalapon	n/a	<	0.1	µg/L	EPA 515.3	0.1	0.4	WKL	
MO-OJA	2012/13-2	Wet	11/18/2012 9:00:00 AM	12/1/2012 10:56:00 PM	DCPA (Dacthal)	n/a	<	0.07	µg/L	EPA 515.3	0.07	0.1	WKL	
MO-OJA	2012/13-2	Wet	11/18/2012 9:00:00 AM	11/28/2012 12:23:00 AM	delta-BHC	n/a	<	0.0025	µg/L	EPA 608	0.0025	0.005	WKL	
MO-OJA	2012/13-2	Wet	11/18/2012 9:00:00 AM	12/13/2012 2:49:00 PM	Demeton-O	n/a	<	0.01	µg/L	EPA 525.2	0.01	0.01	WKL	
MO-OJA	2012/13-2	Wet	11/18/2012 9:00:00 AM	12/13/2012 2:49:00 PM	Demeton-S	n/a	<	0.01	µg/L	EPA 525.2	0.01	0.01	WKL	
MO-OJA	2012/13-2	Wet	11/18/2012 9:00:00 AM	12/13/2012 2:49:00 PM	Diazinon	n/a	<	0.0052	µg/L	EPA 525.2	0.0052	0.01	WKL	
MO-OJA	2012/13-2	Wet	11/18/2012 9:00:00 AM	12/1/2012 10:56:00 PM	Dicamba	n/a	<	0.12	µg/L	EPA 515.3	0.12	0.6	WKL	
MO-OJA	2012/13-2	Wet	11/18/2012 9:00:00 AM	12/1/2012 10:56:00 PM	Dichlorprop	n/a	<	0.08	µg/L	EPA 515.3	0.08	0.3	WKL	
MO-OJA	2012/13-2	Wet	11/18/2012 9:00:00 AM	12/13/2012 2:49:00 PM	Dichlorvos	n/a	<	0.0029	µg/L	EPA 525.2	0.0029	0.01	WKL	
MO-OJA	2012/13-2	Wet	11/18/2012 9:00:00 AM	11/28/2012 12:23:00 AM	Dieldrin	n/a	<	0.0021	µg/L	EPA 608	0.0021	0.01	WKL	
MO-OJA	2012/13-2	Wet	11/18/2012 9:00:00 AM	12/13/2012 2:49:00 PM	Dimethoate	n/a	<	0.0062	µg/L	EPA 525.2	0.0062	0.01	WKL	
MO-OJA	2012/13-2	Wet	11/18/2012 9:00:00 AM	12/1/2012 10:56:00 PM	Dinoseb	n/a	<	0.14	µg/L	EPA 515.3	0.14	0.4	WKL	
MO-OJA	2012/13-2	Wet	11/18/2012 9:00:00 AM	12/4/2012 5:00:00 AM	Diphenamid	n/a	<	0.024	µg/L	EPA 525.2	0.024	0.1	WKL	
MO-OJA	2012/13-2	Wet	11/18/2012 9:00:00 AM	12/13/2012 2:49:00 PM	Disulfoton	n/a	<	0.01	µg/L	EPA 525.2	0.01	0.01	WKL	
MO-OJA	2012/13-2	Wet	11/18/2012 9:00:00 AM	11/28/2012 12:23:00 AM	Endosulfan I	n/a	<	0.0017	µg/L	EPA 608	0.0017	0.02	WKL	
MO-OJA	2012/13-2	Wet	11/18/2012 9:00:00 AM	11/28/2012 12:23:00 AM	Endosulfan II	n/a	<	0.0019	µg/L	EPA 608	0.0019	0.01	WKL	
MO-OJA	2012/13-2	Wet	11/18/2012 9:00:00 AM	11/28/2012 12:23:00 AM	Endosulfan sulfate	n/a	<	0.008	µg/L	EPA 608	0.008	0.05	WKL	
MO-OJA	2012/13-2	Wet	11/18/2012 9:00:00 AM	11/28/2012 12:23:00 AM	Endrin	n/a	<	0.0028	µg/L	EPA 608	0.0028	0.01	WKL	
MO-OJA	2012/13-2	Wet	11/18/2012 9:00:00 AM	11/28/2012 12:23:00 AM	Endrin aldehyde	n/a	<	0.003	µg/L	EPA 608	0.003	0.01	WKL	
MO-OJA	2012/13-2	Wet	11/18/2012 9:00:00 AM	12/4/2012 5:00:00 AM	EPTC	n/a	<	0.017	µg/L	EPA 525.2	0.017	1	WKL	
MO-OJA	2012/13-2	Wet	11/18/2012 9:00:00 AM	12/13/2012 2:49:00 PM	Ethoprop	n/a	<	0.0067	µg/L	EPA 525.2	0.0067	0.01	WKL	
MO-OJA	2012/13-2	Wet	11/18/2012 9:00:00 AM	12/13/2012 2:49:00 PM	Ethyl parathion	n/a	<	0.0054	µg/L	EPA 525.2	0.0054	0.01	WKL	
MO-OJA	2012/13-2	Wet	11/18/2012 9:00:00 AM	12/13/2012 2:49:00 PM	Fensulfothion	n/a	<	0.0029	µg/L	EPA 525.2	0.0029	0.01	WKL	
MO-OJA	2012/13-2	Wet	11/18/2012 9:00:00 AM	12/13/2012 2:49:00 PM	Fenthion	n/a	<	0.0038	µg/L	EPA 525.2	0.0038	0.01	WKL	
MO-OJA	2012/13-2	Wet	11/18/2012 9:00:00 AM	11/28/2012 12:23:00 AM	gamma-BHC (Lindane)	n/a	<	0.0021	µg/L	EPA 608	0.0021	0.02	WKL	
MO-OJA	2012/13-2	Wet	11/18/2012 9:00:00 AM	11/28/2012 12:23:00 AM	gamma-Chlordane	n/a	<	0.0044	µg/L	EPA 608	0.0044	0.01	WKL	
MO-OJA	2012/13-2	Wet	11/18/2012 9:00:00 AM	11/28/2012 6:40:00 PM	Glyphosate	n/a	=	8.1	µg/L	EPA 547	1.8	5	WKL	
MO-OJA	2012/13-2	Wet	11/18/2012 9:00:00 AM	11/28/2012 12:23:00 AM	Heptachlor	n/a	<	0.0017	µg/L	EPA 608	0.0017	0.01	WKL	
MO-OJA	2012/13-2	Wet	11/18/2012 9:00:00 AM	11/28/2012 12:23:00 AM	Heptachlor epoxide	n/a	<	0.0019	µg/L	EPA 608	0.0019	0.01	WKL	
MO-OJA	2012/13-2	Wet	11/18/2012 9:00:00 AM	12/13/2012 2:49:00 PM	Malathion	n/a	=	0.17	µg/L	EPA 525.2	0.0076	0.01	WKL	
MO-OJA	2012/13-2	Wet	11/18/2012 9:00:00 AM	12/13/2012 2:49:00 PM	Merphos	n/a	<	0.0058	µg/L	EPA 525.2	0.0058	0.01	WKL	
MO-OJA	2012/13-2	Wet	11/18/2012 9:00:00 AM	11/28/2012 12:23:00 AM	Methoxychlor	n/a	<	0.0054	µg/L	EPA 608	0.0054	0.02	WKL	
MO-OJA	2012/13-2	Wet	11/18/2012 9:00:00 AM	12/13/2012 2:49:00 PM	Methyl parathion	n/a	<	0.0063	µg/L	EPA 525.2	0.0063	0.01	WKL	
MO-OJA	2012/13-2	Wet	11/18/2012 9:00:00 AM	12/4/2012 5:00:00 AM	Metolachlor	n/a	<	0.012	µg/L	EPA 525.2	0.012	0.1	WKL	
MO-OJA	2012/13-2	Wet	11/18/2012 9:00:00 AM	12/4/2012 5:00:00 AM	Metribuzin	n/a	<	0.015	µg/L	EPA 525.2	0.015	0.1	WKL	

Appendix G
Laboratory Environmental Analysis Results

Site ID	Event	Event Type	Sample Date	Analysis Date	Constituent	Fraction	Sign	Result	Units	Method	MDL	Reporting Limit	Analyzing Laboratory	Qualifier
MO-OJA	2012/13-2	Wet	11/18/2012 9:00:00 AM	12/13/2012 2:49:00 PM	Mevinphos	n/a	<	0.0042	µg/L	EPA 525.2	0.0042	0.01	WKL	
MO-OJA	2012/13-2	Wet	11/18/2012 9:00:00 AM	12/4/2012 5:00:00 AM	Molinate	n/a	<	0.039	µg/L	EPA 525.2	0.039	0.1	WKL	
MO-OJA	2012/13-2	Wet	11/18/2012 9:00:00 AM	12/13/2012 2:49:00 PM	Naled	n/a	<	0.0076	µg/L	EPA 525.2	0.0076	0.1	WKL	
MO-OJA	2012/13-2	Wet	11/18/2012 9:00:00 AM	12/1/2012 10:56:00 PM	Pentachlorophenol	n/a	DNQ	0.13	µg/L	EPA 515.3	0.04	0.2	WKL	
MO-OJA	2012/13-2	Wet	11/18/2012 9:00:00 AM	12/13/2012 2:49:00 PM	Phorate	n/a	<	0.003	µg/L	EPA 525.2	0.003	0.01	WKL	
MO-OJA	2012/13-2	Wet	11/18/2012 9:00:00 AM	12/1/2012 10:56:00 PM	Picloram	n/a	<	0.05	µg/L	EPA 515.3	0.05	0.6	WKL	
MO-OJA	2012/13-2	Wet	11/18/2012 9:00:00 AM	12/4/2012 5:00:00 AM	Prometon	n/a	<	0.024	µg/L	EPA 525.2	0.024	0.2	WKL	
MO-OJA	2012/13-2	Wet	11/18/2012 9:00:00 AM	12/4/2012 5:00:00 AM	Prometryn	n/a	<	0.036	µg/L	EPA 525.2	0.036	0.1	WKL	
MO-OJA	2012/13-2	Wet	11/18/2012 9:00:00 AM	12/13/2012 2:49:00 PM	Ronnel (Fenchlorphos)	n/a	<	0.0041	µg/L	EPA 525.2	0.0041	0.01	WKL	
MO-OJA	2012/13-2	Wet	11/18/2012 9:00:00 AM	12/4/2012 5:00:00 AM	Simazine	n/a	<	0.015	µg/L	EPA 525.2	0.015	0.1	WKL	
MO-OJA	2012/13-2	Wet	11/18/2012 9:00:00 AM	12/13/2012 2:49:00 PM	Stirophos (Tetrachlorvinphos)	n/a	<	0.0031	µg/L	EPA 525.2	0.0031	0.01	WKL	
MO-OJA	2012/13-2	Wet	11/18/2012 9:00:00 AM	12/4/2012 5:00:00 AM	Terbacil	n/a	<	0.55	µg/L	EPA 525.2	0.55	2	WKL	
MO-OJA	2012/13-2	Wet	11/18/2012 9:00:00 AM	12/4/2012 5:00:00 AM	Thiobencarb	n/a	<	0.025	µg/L	EPA 525.2	0.025	0.2	WKL	
MO-OJA	2012/13-2	Wet	11/18/2012 9:00:00 AM	12/13/2012 2:49:00 PM	Tokuthion	n/a	<	0.0078	µg/L	EPA 525.2	0.0078	0.01	WKL	
MO-OJA	2012/13-2	Wet	11/18/2012 9:00:00 AM	11/28/2012 12:23:00 AM	Toxaphene	n/a	<	0.12	µg/L	EPA 608	0.12	0.5	WKL	
MO-OJA	2012/13-2	Wet	11/18/2012 9:00:00 AM	12/13/2012 2:49:00 PM	Trichloronate	n/a	<	0.0067	µg/L	EPA 525.2	0.0067	0.01	WKL	
MO-OJA	2012/13-2	Wet	11/18/2012 9:00:00 AM	12/4/2012 5:00:00 AM	Trithion	n/a	<	0.012	µg/L	EPA 525.2	0.012	0.1	WKL	
MO-OJA	2012/13-4	Wet	3/7/2013 11:45:00 PM	3/8/2013 11:02:00 PM	E. Coli	n/a	=	126600	MPN/100 mL	MMO-MUG	1000	1000	VCHCA	
MO-OJA	2012/13-4	Wet	3/7/2013 11:45:00 PM	3/10/2013 3:35:00 AM	Fecal Coliform	n/a	=	170000	MPN/100 mL	SM 9221 E	2	2	VCHCA	
MO-OJA	2012/13-4	Wet	3/7/2013 11:45:00 PM	3/8/2013 11:02:00 PM	Total Coliform	n/a	=	547500	MPN/100 mL	MMO-MUG	1000	1000	VCHCA	
MO-OJA	2012/13-4	Wet	3/7/2013 11:45:00 PM	3/7/2013 11:45:00 PM	Conductivity	n/a	=	61.6	µmhos/cm	Field Meter	-88	1	Field Crew	
MO-OJA	2012/13-4	Wet	3/7/2013 11:45:00 PM	3/22/2013 1:59:00 PM	Cyanide	Total	<	0.0027	mg/L	EPA 335.4	0.0027	0.005	WKL	
MO-OJA	2012/13-4	Wet	3/7/2013 11:45:00 PM	3/7/2013 11:45:00 PM	DO	n/a	=	10.3	mg/L	Field Meter	-88	0.3	Field Crew	
MO-OJA	2012/13-4	Wet	3/7/2013 11:45:00 PM	3/7/2013 11:45:00 PM	DO	n/a	=	94.3	%	Field Meter	-88	0.1	Field Crew	
MO-OJA	2012/13-4	Wet	3/7/2013 11:45:00 PM	3/7/2013 11:45:00 PM	pH	n/a	=	8	pH Units	Field Meter	-88	0.01	Field Crew	
MO-OJA	2012/13-4	Wet	3/7/2013 11:45:00 PM	3/7/2013 11:45:00 PM	Salinity	n/a	<	100	mg/L	Field Meter	-88	100	Field Crew	
MO-OJA	2012/13-4	Wet	3/7/2013 11:45:00 PM	3/7/2013 11:45:00 PM	Specific Conductance	n/a	=	78.1	µmhos/cm	Field Meter	-88	1	Field Crew	
MO-OJA	2012/13-4	Wet	3/7/2013 11:45:00 PM	3/7/2013 11:45:00 PM	Temperature	n/a	=	11.1	°C	Field Meter	-88	0.1	Field Crew	
MO-OJA	2012/13-4	Wet	3/7/2013 11:45:00 PM	3/14/2013 3:00:00 PM	Oil and Grease	n/a	DNQ	1.9	mg/L	EPA 1664A	1.3	5	WKL	
MO-OJA	2012/13-4	Wet	3/7/2013 11:45:00 PM	3/14/2013 3:00:00 PM	TPH	n/a	<	1.9	mg/L	EPA 1664A	1.9	5	WKL	
MO-OJA	2012/13-4	Wet	3/7/2013 11:45:00 PM	3/11/2013 5:03:00 PM	2-Chloroethyl vinyl ether	n/a	<	0.61	µg/L	EPA 524.2	0.61	1	WKL	
MO-OJA	2012/13-4	Wet	3/7/2013 11:45:00 PM	3/11/2013 5:03:00 PM	Methyl tert-butyl ether (MTBE)	n/a	<	0.19	µg/L	EPA 524.2	0.19	2	WKL	
MO-OJA	2012/13-4	Wet	3/8/2013 10:26:00 AM	3/19/2013 8:50:00 PM	Chloride	n/a	=	3.2	mg/L	EPA 300.0	0.1	0.5	WKL	
MO-OJA	2012/13-4	Wet	3/8/2013 10:26:00 AM	3/19/2013 8:50:00 PM	Fluoride	n/a	DNQ	0.094	mg/L	EPA 300.0	0.02	0.1	WKL	
MO-OJA	2012/13-4	Wet	3/8/2013 10:26:00 AM	3/19/2013 5:42:00 PM	Perchlorate	n/a	<	0.95	µg/L	EPA 314.0	0.95	2	WKL	
MO-OJA	2012/13-4	Wet	3/8/2013 10:26:00 AM	3/14/2013 11:30:00 AM	Calcium	Total	=	23.4	mg/L	EPA 200.7	0.0156	0.1	WKL	
MO-OJA	2012/13-4	Wet	3/8/2013 10:26:00 AM	3/14/2013 11:30:00 AM	Magnesium	Total	=	4.49	mg/L	EPA 200.7	0.0121	0.1	WKL	
MO-OJA	2012/13-4	Wet	3/8/2013 10:26:00 AM	3/22/2013 10:05:00 AM	Alkalinity as CaCO3	n/a	=	57	mg/L	SM 2320 B	0.56	10	WKL	
MO-OJA	2012/13-4	Wet	3/8/2013 10:26:00 AM	3/14/2013 2:00:00 PM	BOD	n/a	=	19	mg/L	SM 5210 B	0.1	2	WKL	
MO-OJA	2012/13-4	Wet	3/8/2013 10:26:00 AM	3/20/2013 10:56:00 PM	COD	n/a	=	150	mg/L	EPA 410.4	0.73	5	WKL	
MO-OJA	2012/13-4	Wet	3/8/2013 10:26:00 AM	3/14/2013 11:30:00 AM	Hardness as CaCO3	Total	=	77	mg/L	EPA 200.7	0.0885	0.662	WKL	
MO-OJA	2012/13-4	Wet	3/8/2013 10:26:00 AM	3/9/2013 8:43:00 PM	MBAS	n/a	=	0.18	mg/L	SM 5540 C	0.038	0.1	WKL	D
MO-OJA	2012/13-4	Wet	3/8/2013 10:26:00 AM	3/26/2013 12:00:00 PM	Phenolics	n/a	=	0.058	mg/L	EPA 420.4	0.0042	0.01	WKL	
MO-OJA	2012/13-4	Wet	3/8/2013 10:26:00 AM	3/18/2013 3:18:00 PM	Specific Conductance	n/a	=	130	µmhos/cm	SM 2510 B	0.23	2	WKL	
MO-OJA	2012/13-4	Wet	3/8/2013 10:26:00 AM	3/12/2013 9:45:00 PM	Total Dissolved Solids	n/a	=	57	mg/L	SM 2540 C	4	10	WKL	
MO-OJA	2012/13-4	Wet	3/8/2013 10:26:00 AM	3/14/2013 2:56:00 PM	Total Organic Carbon	n/a	=	9.9	mg/L	SM 5310 C	0.036	1.2	WKL	D
MO-OJA	2012/13-4	Wet	3/8/2013 10:26:00 AM	3/12/2013 8:00:00 PM	Total Suspended Solids	n/a	=	190	mg/L	SM 2540 D	5	5	WKL	
MO-OJA	2012/13-4	Wet	3/8/2013 10:26:00 AM	3/9/2013 6:55:00 PM	Turbidity	n/a	=	42	NTU	EPA 180.1	0.024	0.1	WKL	

Appendix G
Laboratory Environmental Analysis Results

Site ID	Event	Event Type	Sample Date	Analysis Date	Constituent	Fraction	Sign	Result	Units	Method	MDL	Reporting Limit	Analyzing Laboratory	Qualifier
MO-OJA	2012/13-4	Wet	3/8/2013 10:26:00 AM	3/12/2013 8:00:00 PM	Volatile Suspended Solids	n/a	=	45	mg/L	EPA 160.4	3.1	5	WKL	
MO-OJA	2012/13-4	Wet	3/8/2013 10:26:00 AM	4/1/2013 6:17:00 PM	Aluminum	Dissolved	=	26	µg/L	EPA 200.8	0.61	5	WKL	
MO-OJA	2012/13-4	Wet	3/8/2013 10:26:00 AM	4/1/2013 9:48:00 PM	Aluminum	Total	=	6000	µg/L	EPA 200.8	2.1	5	WKL	
MO-OJA	2012/13-4	Wet	3/8/2013 10:26:00 AM	4/1/2013 6:17:00 PM	Antimony	Dissolved	DNQ	0.33	µg/L	EPA 200.8	0.04	0.5	WKL	
MO-OJA	2012/13-4	Wet	3/8/2013 10:26:00 AM	4/1/2013 9:48:00 PM	Antimony	Total	=	0.85	µg/L	EPA 200.8	0.04	0.5	WKL	
MO-OJA	2012/13-4	Wet	3/8/2013 10:26:00 AM	4/1/2013 6:17:00 PM	Arsenic	Dissolved	=	0.85	µg/L	EPA 200.8	0.036	0.4	WKL	
MO-OJA	2012/13-4	Wet	3/8/2013 10:26:00 AM	4/1/2013 9:48:00 PM	Arsenic	Total	=	2.5	µg/L	EPA 200.8	0.13	0.4	WKL	
MO-OJA	2012/13-4	Wet	3/8/2013 10:26:00 AM	4/2/2013 1:02:00 PM	Beryllium	Dissolved	<	0.088	µg/L	EPA 200.8	0.088	0.1	WKL	
MO-OJA	2012/13-4	Wet	3/8/2013 10:26:00 AM	4/2/2013 2:26:00 PM	Beryllium	Total	=	0.24	µg/L	EPA 200.8	0.088	0.1	WKL	
MO-OJA	2012/13-4	Wet	3/8/2013 10:26:00 AM	4/1/2013 6:17:00 PM	Cadmium	Dissolved	<	0.02	µg/L	EPA 200.8	0.02	0.1	WKL	
MO-OJA	2012/13-4	Wet	3/8/2013 10:26:00 AM	4/1/2013 9:48:00 PM	Cadmium	Total	=	0.4	µg/L	EPA 200.8	0.02	0.1	WKL	
MO-OJA	2012/13-4	Wet	3/8/2013 10:26:00 AM	4/1/2013 6:17:00 PM	Chromium	Dissolved	=	0.28	µg/L	EPA 200.8	0.074	0.2	WKL	
MO-OJA	2012/13-4	Wet	3/8/2013 10:26:00 AM	4/1/2013 9:48:00 PM	Chromium	Total	=	10	µg/L	EPA 200.8	0.074	0.2	WKL	
MO-OJA	2012/13-4	Wet	3/8/2013 10:26:00 AM	3/13/2013 3:51:00 PM	Chromium VI	n/a	DNQ	0.22	µg/L	EPA 218.6	0.0059	0.3	WKL	
MO-OJA	2012/13-4	Wet	3/8/2013 10:26:00 AM	4/1/2013 6:17:00 PM	Copper	Dissolved	=	4.3	µg/L	EPA 200.8	0.27	0.5	WKL	
MO-OJA	2012/13-4	Wet	3/8/2013 10:26:00 AM	4/1/2013 9:48:00 PM	Copper	Total	=	38	µg/L	EPA 200.8	0.27	0.5	WKL	
MO-OJA	2012/13-4	Wet	3/8/2013 10:26:00 AM	3/14/2013 11:28:00 AM	Iron	Dissolved	=	70	µg/L	EPA 200.7	1.1	10	WKL	
MO-OJA	2012/13-4	Wet	3/8/2013 10:26:00 AM	3/14/2013 11:30:00 AM	Iron	Total	=	8300	µg/L	EPA 200.7	1.1	10	WKL	
MO-OJA	2012/13-4	Wet	3/8/2013 10:26:00 AM	4/2/2013 1:02:00 PM	Lead	Dissolved	=	0.37	µg/L	EPA 200.8	0.011	0.2	WKL	UL-MB
MO-OJA	2012/13-4	Wet	3/8/2013 10:26:00 AM	4/2/2013 2:26:00 PM	Lead	Total	=	17	µg/L	EPA 200.8	0.035	0.2	WKL	
MO-OJA	2012/13-4	Wet	3/8/2013 10:26:00 AM	3/27/2013 4:18:00 PM	Mercury	Dissolved	=	65	ng/L	EPA 245.1	3.9	50	WKL	
MO-OJA	2012/13-4	Wet	3/8/2013 10:26:00 AM	3/27/2013 4:18:00 PM	Mercury	Total	=	85	ng/L	EPA 245.1	3.9	50	WKL	
MO-OJA	2012/13-4	Wet	3/8/2013 10:26:00 AM	4/1/2013 6:17:00 PM	Nickel	Dissolved	=	1.2	µg/L	EPA 200.8	0.13	0.8	WKL	
MO-OJA	2012/13-4	Wet	3/8/2013 10:26:00 AM	4/1/2013 9:48:00 PM	Nickel	Total	=	13	µg/L	EPA 200.8	0.13	0.8	WKL	
MO-OJA	2012/13-4	Wet	3/8/2013 10:26:00 AM	4/1/2013 6:17:00 PM	Selenium	Dissolved	<	0.28	µg/L	EPA 200.8	0.28	0.4	WKL	
MO-OJA	2012/13-4	Wet	3/8/2013 10:26:00 AM	4/1/2013 9:48:00 PM	Selenium	Total	<	0.28	µg/L	EPA 200.8	0.28	0.4	WKL	
MO-OJA	2012/13-4	Wet	3/8/2013 10:26:00 AM	4/1/2013 6:17:00 PM	Silver	Dissolved	<	0.027	µg/L	EPA 200.8	0.027	0.2	WKL	
MO-OJA	2012/13-4	Wet	3/8/2013 10:26:00 AM	4/1/2013 9:48:00 PM	Silver	Total	DNQ	0.09	µg/L	EPA 200.8	0.027	0.2	WKL	
MO-OJA	2012/13-4	Wet	3/8/2013 10:26:00 AM	4/1/2013 6:17:00 PM	Thallium	Dissolved	DNQ	0.01	µg/L	EPA 200.8	0.009	0.2	WKL	
MO-OJA	2012/13-4	Wet	3/8/2013 10:26:00 AM	4/1/2013 9:48:00 PM	Thallium	Total	DNQ	0.1	µg/L	EPA 200.8	0.034	0.2	WKL	
MO-OJA	2012/13-4	Wet	3/8/2013 10:26:00 AM	4/1/2013 6:17:00 PM	Zinc	Dissolved	=	7.8	µg/L	EPA 200.8	1.1	5	WKL	
MO-OJA	2012/13-4	Wet	3/8/2013 10:26:00 AM	4/1/2013 9:48:00 PM	Zinc	Total	=	200	µg/L	EPA 200.8	1.1	5	WKL	
MO-OJA	2012/13-4	Wet	3/8/2013 10:26:00 AM	3/20/2013 6:49:00 PM	Ammonia as N	n/a	=	0.36	mg/L	EPA 350.1	0.048	0.1	WKL	
MO-OJA	2012/13-4	Wet	3/8/2013 10:26:00 AM	3/11/2013 5:20:00 PM	Nitrate + Nitrite as N	n/a	=	0.45	mg/L	EPA 353.2	0.01	0.1	WKL	
MO-OJA	2012/13-4	Wet	3/8/2013 10:26:00 AM	4/4/2013 7:40:00 PM	Phosphorus as P	Dissolved	=	0.17	mg/L	EPA 365.1	0.0014	0.01	WKL	
MO-OJA	2012/13-4	Wet	3/8/2013 10:26:00 AM	3/15/2013 2:32:00 PM	Phosphorus as P	Total	=	0.74	mg/L	EPA 365.1	0.007	0.05	WKL	D
MO-OJA	2012/13-4	Wet	3/8/2013 10:26:00 AM	3/21/2013 1:15:00 PM	TKN	n/a	=	3.2	mg/L	EPA 351.2	0.074	0.1	WKL	
MO-OJA	2012/13-4	Wet	3/8/2013 10:26:00 AM	3/19/2013 12:42:00 AM	1,2,4-Trichlorobenzene	n/a	<	5.5	µg/L	EPA 625	5.5	10	WKL	D
MO-OJA	2012/13-4	Wet	3/8/2013 10:26:00 AM	3/19/2013 12:42:00 AM	1,2-Dichlorobenzene	n/a	<	5.7	µg/L	EPA 625	5.7	10	WKL	D
MO-OJA	2012/13-4	Wet	3/8/2013 10:26:00 AM	3/19/2013 12:42:00 AM	1,2-Diphenylhydrazine	n/a	<	2.5	µg/L	EPA 625	2.5	10	WKL	D
MO-OJA	2012/13-4	Wet	3/8/2013 10:26:00 AM	3/19/2013 12:42:00 AM	1,3-Dichlorobenzene	n/a	<	5.3	µg/L	EPA 625	5.3	10	WKL	D
MO-OJA	2012/13-4	Wet	3/8/2013 10:26:00 AM	3/19/2013 12:42:00 AM	1,4-Dichlorobenzene	n/a	<	5.5	µg/L	EPA 625	5.5	10	WKL	D
MO-OJA	2012/13-4	Wet	3/8/2013 10:26:00 AM	4/9/2013 9:21:00 PM	1-Methylnaphthalene	n/a	<	0.1	µg/L	EPA 8270Cm	0.1	0.1	WKL	
MO-OJA	2012/13-4	Wet	3/8/2013 10:26:00 AM	4/11/2013 3:36:00 AM	2,4,5-Trichlorophenol	n/a	<	0.29	µg/L	EPA 8270Cm	0.29	1	WKL	
MO-OJA	2012/13-4	Wet	3/8/2013 10:26:00 AM	4/11/2013 3:36:00 AM	2,4,6-Trichlorophenol	n/a	<	0.3	µg/L	EPA 8270Cm	0.3	1	WKL	
MO-OJA	2012/13-4	Wet	3/8/2013 10:26:00 AM	4/11/2013 3:36:00 AM	2,4-Dichlorophenol	n/a	<	0.51	µg/L	EPA 8270Cm	0.51	1	WKL	
MO-OJA	2012/13-4	Wet	3/8/2013 10:26:00 AM	4/11/2013 3:36:00 AM	2,4-Dimethylphenol	n/a	<	1	µg/L	EPA 8270Cm	1	2	WKL	
MO-OJA	2012/13-4	Wet	3/8/2013 10:26:00 AM	4/11/2013 3:36:00 AM	2,4-Dinitrophenol	n/a	<	1	µg/L	EPA 8270Cm	1	2	WKL	

Appendix G
Laboratory Environmental Analysis Results

Site ID	Event	Event Type	Sample Date	Analysis Date	Constituent	Fraction	Sign	Result	Units	Method	MDL	Reporting Limit	Analyzing Laboratory	Qualifier
MO-OJA	2012/13-4	Wet	3/8/2013 10:26:00 AM	3/19/2013 12:42:00 AM	2,4-Dinitrotoluene	n/a	<	1.8	µg/L	EPA 625	1.8	10	WKL	D
MO-OJA	2012/13-4	Wet	3/8/2013 10:26:00 AM	3/19/2013 12:42:00 AM	2,6-Dinitrotoluene	n/a	<	2.7	µg/L	EPA 625	2.7	10	WKL	D
MO-OJA	2012/13-4	Wet	3/8/2013 10:26:00 AM	3/19/2013 12:42:00 AM	2-Chloronaphthalene	n/a	<	4.5	µg/L	EPA 625	4.5	10	WKL	D
MO-OJA	2012/13-4	Wet	3/8/2013 10:26:00 AM	4/11/2013 3:36:00 AM	2-Chlorophenol	n/a	<	0.65	µg/L	EPA 8270Cm	0.65	1	WKL	
MO-OJA	2012/13-4	Wet	3/8/2013 10:26:00 AM	4/9/2013 9:21:00 PM	2-Methylnaphthalene	n/a	<	0.1	µg/L	EPA 8270Cm	0.1	0.1	WKL	
MO-OJA	2012/13-4	Wet	3/8/2013 10:26:00 AM	4/11/2013 3:36:00 AM	2-Methylphenol	n/a	<	0.34	µg/L	EPA 8270Cm	0.34	1	WKL	
MO-OJA	2012/13-4	Wet	3/8/2013 10:26:00 AM	4/11/2013 3:36:00 AM	2-Nitrophenol	n/a	<	0.71	µg/L	EPA 8270Cm	0.71	1	WKL	
MO-OJA	2012/13-4	Wet	3/8/2013 10:26:00 AM	3/19/2013 12:42:00 AM	3,3'-Dichlorobenzidine	n/a	<	12	µg/L	EPA 625	12	50	WKL	D
MO-OJA	2012/13-4	Wet	3/8/2013 10:26:00 AM	4/11/2013 3:36:00 AM	3-/4-Methylphenol	n/a	<	0.3	µg/L	EPA 8270Cm	0.3	1	WKL	
MO-OJA	2012/13-4	Wet	3/8/2013 10:26:00 AM	4/11/2013 3:36:00 AM	4,6-Dinitro-2-methylphenol	n/a	<	0.14	µg/L	EPA 8270Cm	0.14	1	WKL	
MO-OJA	2012/13-4	Wet	3/8/2013 10:26:00 AM	3/19/2013 12:42:00 AM	4-Bromophenyl phenyl ether	n/a	<	3.6	µg/L	EPA 625	3.6	10	WKL	D
MO-OJA	2012/13-4	Wet	3/8/2013 10:26:00 AM	4/11/2013 3:36:00 AM	4-Chloro-3-methylphenol	n/a	<	0.37	µg/L	EPA 8270Cm	0.37	1	WKL	
MO-OJA	2012/13-4	Wet	3/8/2013 10:26:00 AM	3/19/2013 12:42:00 AM	4-Chlorophenyl phenyl ether	n/a	<	4.1	µg/L	EPA 625	4.1	10	WKL	D
MO-OJA	2012/13-4	Wet	3/8/2013 10:26:00 AM	4/11/2013 3:36:00 AM	4-Nitrophenol	n/a	<	1	µg/L	EPA 8270Cm	1	2	WKL	
MO-OJA	2012/13-4	Wet	3/8/2013 10:26:00 AM	4/9/2013 9:21:00 PM	Acenaphthene	n/a	<	0.1	µg/L	EPA 8270Cm	0.1	0.1	WKL	
MO-OJA	2012/13-4	Wet	3/8/2013 10:26:00 AM	4/9/2013 9:21:00 PM	Acenaphthylene	n/a	<	0.1	µg/L	EPA 8270Cm	0.1	0.1	WKL	
MO-OJA	2012/13-4	Wet	3/8/2013 10:26:00 AM	4/9/2013 9:21:00 PM	Anthracene	n/a	<	0.1	µg/L	EPA 8270Cm	0.1	0.1	WKL	
MO-OJA	2012/13-4	Wet	3/8/2013 10:26:00 AM	4/9/2013 9:21:00 PM	Benz(a)anthracene	n/a	<	0.1	µg/L	EPA 8270Cm	0.1	0.1	WKL	
MO-OJA	2012/13-4	Wet	3/8/2013 10:26:00 AM	3/19/2013 12:42:00 AM	Benzidine	n/a	<	37	µg/L	EPA 625	37	100	WKL	D
MO-OJA	2012/13-4	Wet	3/8/2013 10:26:00 AM	3/26/2013 6:56:00 PM	Benzo(a)pyrene	n/a	<	0.07	µg/L	EPA 525.2	0.07	0.1	WKL	
MO-OJA	2012/13-4	Wet	3/8/2013 10:26:00 AM	4/9/2013 9:21:00 PM	Benzo(b)fluoranthene	n/a	=	0.15	µg/L	EPA 8270Cm	0.1	0.1	WKL	
MO-OJA	2012/13-4	Wet	3/8/2013 10:26:00 AM	4/9/2013 9:21:00 PM	Benzo(g,h,i)perylene	n/a	<	0.1	µg/L	EPA 8270Cm	0.1	0.1	WKL	
MO-OJA	2012/13-4	Wet	3/8/2013 10:26:00 AM	4/9/2013 9:21:00 PM	Benzo(k)fluoranthene	n/a	<	0.1	µg/L	EPA 8270Cm	0.1	0.1	WKL	
MO-OJA	2012/13-4	Wet	3/8/2013 10:26:00 AM	3/19/2013 12:42:00 AM	Bis(2-chloroethoxy)methane	n/a	<	2.5	µg/L	EPA 625	2.5	10	WKL	D
MO-OJA	2012/13-4	Wet	3/8/2013 10:26:00 AM	3/19/2013 12:42:00 AM	Bis(2-chloroethyl)ether	n/a	<	2.7	µg/L	EPA 625	2.7	10	WKL	D
MO-OJA	2012/13-4	Wet	3/8/2013 10:26:00 AM	3/19/2013 12:42:00 AM	Bis(2-chloroisopropyl)ether	n/a	<	3.8	µg/L	EPA 625	3.8	10	WKL	D
MO-OJA	2012/13-4	Wet	3/8/2013 10:26:00 AM	3/26/2013 6:56:00 PM	Bis(2-ethylhexyl)adipate	n/a	<	0.1	µg/L	EPA 525.2	0.1	5	WKL	
MO-OJA	2012/13-4	Wet	3/8/2013 10:26:00 AM	3/26/2013 6:56:00 PM	Bis(2-ethylhexyl)phthalate	n/a	=	4.6	µg/L	EPA 525.2	1.1	3	WKL	
MO-OJA	2012/13-4	Wet	3/8/2013 10:26:00 AM	3/19/2013 12:42:00 AM	Butyl benzyl phthalate	n/a	<	1.8	µg/L	EPA 625	1.8	10	WKL	D
MO-OJA	2012/13-4	Wet	3/8/2013 10:26:00 AM	4/9/2013 9:21:00 PM	Chrysene	n/a	=	0.1	µg/L	EPA 8270Cm	0.1	0.1	WKL	
MO-OJA	2012/13-4	Wet	3/8/2013 10:26:00 AM	4/9/2013 9:21:00 PM	Dibenz(a,h)anthracene	n/a	<	0.1	µg/L	EPA 8270Cm	0.1	0.1	WKL	
MO-OJA	2012/13-4	Wet	3/8/2013 10:26:00 AM	3/19/2013 12:42:00 AM	Diethyl phthalate	n/a	DNQ	1.9	µg/L	EPA 625	1.5	10	WKL	D
MO-OJA	2012/13-4	Wet	3/8/2013 10:26:00 AM	3/19/2013 12:42:00 AM	Dimethyl phthalate	n/a	<	1.8	µg/L	EPA 625	1.8	10	WKL	D
MO-OJA	2012/13-4	Wet	3/8/2013 10:26:00 AM	3/19/2013 12:42:00 AM	Di-n-butylphthalate	n/a	<	2.4	µg/L	EPA 625	2.4	10	WKL	D
MO-OJA	2012/13-4	Wet	3/8/2013 10:26:00 AM	3/19/2013 12:42:00 AM	Di-n-octylphthalate	n/a	<	1.9	µg/L	EPA 625	1.9	10	WKL	D
MO-OJA	2012/13-4	Wet	3/8/2013 10:26:00 AM	4/9/2013 9:21:00 PM	Fluoranthene	n/a	=	0.18	µg/L	EPA 8270Cm	0.1	0.1	WKL	
MO-OJA	2012/13-4	Wet	3/8/2013 10:26:00 AM	4/9/2013 9:21:00 PM	Fluorene	n/a	<	0.1	µg/L	EPA 8270Cm	0.1	0.1	WKL	
MO-OJA	2012/13-4	Wet	3/8/2013 10:26:00 AM	3/19/2013 12:42:00 AM	Hexachlorobenzene	n/a	<	4.9	µg/L	EPA 625	4.9	10	WKL	D
MO-OJA	2012/13-4	Wet	3/8/2013 10:26:00 AM	3/19/2013 12:42:00 AM	Hexachlorobutadiene	n/a	<	4.7	µg/L	EPA 625	4.7	10	WKL	D
MO-OJA	2012/13-4	Wet	3/8/2013 10:26:00 AM	3/19/2013 12:42:00 AM	Hexachlorocyclopentadiene	n/a	<	15	µg/L	EPA 625	15	50	WKL	D
MO-OJA	2012/13-4	Wet	3/8/2013 10:26:00 AM	3/19/2013 12:42:00 AM	Hexachloroethane	n/a	<	5.2	µg/L	EPA 625	5.2	10	WKL	D
MO-OJA	2012/13-4	Wet	3/8/2013 10:26:00 AM	4/9/2013 9:21:00 PM	Indeno(1,2,3-cd)pyrene	n/a	<	0.1	µg/L	EPA 8270Cm	0.1	0.1	WKL	
MO-OJA	2012/13-4	Wet	3/8/2013 10:26:00 AM	3/19/2013 12:42:00 AM	Isophorone	n/a	<	2.1	µg/L	EPA 625	2.1	10	WKL	D
MO-OJA	2012/13-4	Wet	3/8/2013 10:26:00 AM	4/9/2013 9:21:00 PM	Naphthalene	n/a	<	0.1	µg/L	EPA 8270Cm	0.1	0.1	WKL	
MO-OJA	2012/13-4	Wet	3/8/2013 10:26:00 AM	3/19/2013 12:42:00 AM	Nitrobenzene	n/a	<	3.6	µg/L	EPA 625	3.6	10	WKL	D
MO-OJA	2012/13-4	Wet	3/8/2013 10:26:00 AM	3/19/2013 12:42:00 AM	N-Nitrosodimethylamine	n/a	<	1.4	µg/L	EPA 625	1.4	10	WKL	D
MO-OJA	2012/13-4	Wet	3/8/2013 10:26:00 AM	3/19/2013 12:42:00 AM	N-Nitrosodi-N-propylamine	n/a	<	2.6	µg/L	EPA 625	2.6	10	WKL	D
MO-OJA	2012/13-4	Wet	3/8/2013 10:26:00 AM	3/19/2013 12:42:00 AM	N-Nitrosodiphenylamine	n/a	<	1.9	µg/L	EPA 625	1.9	10	WKL	D

Appendix G
Laboratory Environmental Analysis Results

Site ID	Event	Event Type	Sample Date	Analysis Date	Constituent	Fraction	Sign	Result	Units	Method	MDL	Reporting Limit	Analyzing Laboratory	Qualifier
MO-OJA	2012/13-4	Wet	3/8/2013 10:26:00 AM	4/9/2013 9:21:00 PM	Phenanthrene	n/a	=	0.13	µg/L	EPA 8270Cm	0.1	0.1	WKL	
MO-OJA	2012/13-4	Wet	3/8/2013 10:26:00 AM	4/11/2013 3:36:00 AM	Phenol	n/a	<	0.35	µg/L	EPA 8270Cm	0.35	1	WKL	
MO-OJA	2012/13-4	Wet	3/8/2013 10:26:00 AM	4/9/2013 9:21:00 PM	Pyrene	n/a	=	0.16	µg/L	EPA 8270Cm	0.1	0.1	WKL	
MO-OJA	2012/13-4	Wet	3/8/2013 10:26:00 AM	3/24/2013 6:37:00 AM	PCB Aroclor 1016	n/a	<	0.05	µg/L	EPA 608	0.05	0.5	WKL	
MO-OJA	2012/13-4	Wet	3/8/2013 10:26:00 AM	3/24/2013 6:37:00 AM	PCB Aroclor 1221	n/a	<	0.06	µg/L	EPA 608	0.06	0.5	WKL	
MO-OJA	2012/13-4	Wet	3/8/2013 10:26:00 AM	3/24/2013 6:37:00 AM	PCB Aroclor 1232	n/a	<	0.15	µg/L	EPA 608	0.15	0.5	WKL	
MO-OJA	2012/13-4	Wet	3/8/2013 10:26:00 AM	3/24/2013 6:37:00 AM	PCB Aroclor 1242	n/a	<	0.07	µg/L	EPA 608	0.07	0.5	WKL	
MO-OJA	2012/13-4	Wet	3/8/2013 10:26:00 AM	3/24/2013 6:37:00 AM	PCB Aroclor 1248	n/a	<	0.06	µg/L	EPA 608	0.06	0.5	WKL	
MO-OJA	2012/13-4	Wet	3/8/2013 10:26:00 AM	3/24/2013 6:37:00 AM	PCB Aroclor 1254	n/a	<	0.04	µg/L	EPA 608	0.04	0.5	WKL	
MO-OJA	2012/13-4	Wet	3/8/2013 10:26:00 AM	3/24/2013 6:37:00 AM	PCB Aroclor 1260	n/a	<	0.04	µg/L	EPA 608	0.04	0.5	WKL	
MO-OJA	2012/13-4	Wet	3/8/2013 10:26:00 AM	3/21/2013 8:47:00 PM	2,4,5-T	n/a	<	0.07	µg/L	EPA 515.3	0.07	0.2	WKL	
MO-OJA	2012/13-4	Wet	3/8/2013 10:26:00 AM	3/21/2013 8:47:00 PM	2,4,5-TP	n/a	<	0.09	µg/L	EPA 515.3	0.09	0.2	WKL	
MO-OJA	2012/13-4	Wet	3/8/2013 10:26:00 AM	3/21/2013 8:47:00 PM	2,4-D	n/a	<	0.07	µg/L	EPA 515.3	0.07	0.4	WKL	
MO-OJA	2012/13-4	Wet	3/8/2013 10:26:00 AM	3/21/2013 8:47:00 PM	2,4-DB	n/a	<	0.07	µg/L	EPA 515.3	0.07	2	WKL	
MO-OJA	2012/13-4	Wet	3/8/2013 10:26:00 AM	3/21/2013 8:47:00 PM	3,5-Dichlorobenzoic acid	n/a	<	0.09	µg/L	EPA 515.3	0.09	1	WKL	
MO-OJA	2012/13-4	Wet	3/8/2013 10:26:00 AM	3/24/2013 6:37:00 AM	4,4'-DDD	n/a	<	0.003	µg/L	EPA 608	0.003	0.05	WKL	
MO-OJA	2012/13-4	Wet	3/8/2013 10:26:00 AM	3/24/2013 6:37:00 AM	4,4'-DDE	n/a	<	0.0025	µg/L	EPA 608	0.0025	0.05	WKL	
MO-OJA	2012/13-4	Wet	3/8/2013 10:26:00 AM	3/24/2013 6:37:00 AM	4,4'-DDT	n/a	<	0.0031	µg/L	EPA 608	0.0031	0.01	WKL	
MO-OJA	2012/13-4	Wet	3/8/2013 10:26:00 AM	3/21/2013 8:47:00 PM	Acifluorfen	n/a	<	0.06	µg/L	EPA 515.3	0.06	0.4	WKL	
MO-OJA	2012/13-4	Wet	3/8/2013 10:26:00 AM	3/26/2013 6:56:00 PM	Alachlor	n/a	<	0.022	µg/L	EPA 525.2	0.022	0.1	WKL	
MO-OJA	2012/13-4	Wet	3/8/2013 10:26:00 AM	3/24/2013 6:37:00 AM	Aldrin	n/a	<	0.0015	µg/L	EPA 608	0.0015	0.005	WKL	
MO-OJA	2012/13-4	Wet	3/8/2013 10:26:00 AM	3/24/2013 6:37:00 AM	alpha-BHC	n/a	<	0.0018	µg/L	EPA 608	0.0018	0.01	WKL	
MO-OJA	2012/13-4	Wet	3/8/2013 10:26:00 AM	3/24/2013 6:37:00 AM	alpha-Chlordane	n/a	<	0.0041	µg/L	EPA 608	0.0041	0.01	WKL	
MO-OJA	2012/13-4	Wet	3/8/2013 10:26:00 AM	3/26/2013 6:56:00 PM	Atrazine	n/a	<	0.034	µg/L	EPA 525.2	0.034	0.1	WKL	
MO-OJA	2012/13-4	Wet	3/8/2013 10:26:00 AM	4/12/2013 4:46:00 AM	Azinphos methyl	n/a	<	0.0055	µg/L	EPA 525.2	0.0055	0.01	WKL	LB-LCSR
MO-OJA	2012/13-4	Wet	3/8/2013 10:26:00 AM	3/21/2013 8:47:00 PM	Bentazon	n/a	<	0.11	µg/L	EPA 515.3	0.11	2	WKL	
MO-OJA	2012/13-4	Wet	3/8/2013 10:26:00 AM	3/24/2013 6:37:00 AM	beta-BHC	n/a	<	0.0031	µg/L	EPA 608	0.0031	0.005	WKL	
MO-OJA	2012/13-4	Wet	3/8/2013 10:26:00 AM	4/12/2013 4:46:00 AM	Bolstar	n/a	<	0.0046	µg/L	EPA 525.2	0.0046	0.01	WKL	
MO-OJA	2012/13-4	Wet	3/8/2013 10:26:00 AM	3/26/2013 6:56:00 PM	Bromacil	n/a	<	0.038	µg/L	EPA 525.2	0.038	1	WKL	
MO-OJA	2012/13-4	Wet	3/8/2013 10:26:00 AM	3/26/2013 6:56:00 PM	Butachlor	n/a	<	0.017	µg/L	EPA 525.2	0.017	0.2	WKL	
MO-OJA	2012/13-4	Wet	3/8/2013 10:26:00 AM	3/26/2013 6:56:00 PM	Captan	n/a	<	0.86	µg/L	EPA 525.2	0.86	1	WKL	
MO-OJA	2012/13-4	Wet	3/8/2013 10:26:00 AM	3/24/2013 6:37:00 AM	Chlordane (technical)	n/a	<	0.08	µg/L	EPA 608	0.08	0.1	WKL	
MO-OJA	2012/13-4	Wet	3/8/2013 10:26:00 AM	3/26/2013 6:56:00 PM	Chloropropham	n/a	<	0.01	µg/L	EPA 525.2	0.01	0.1	WKL	
MO-OJA	2012/13-4	Wet	3/8/2013 10:26:00 AM	4/12/2013 4:46:00 AM	Chlorpyrifos	n/a	<	0.0069	µg/L	EPA 525.2	0.0069	0.01	WKL	
MO-OJA	2012/13-4	Wet	3/8/2013 10:26:00 AM	4/12/2013 4:46:00 AM	Coumaphos	n/a	<	0.0051	µg/L	EPA 525.2	0.0051	0.01	WKL	
MO-OJA	2012/13-4	Wet	3/8/2013 10:26:00 AM	3/26/2013 6:56:00 PM	Cyanazine	n/a	<	0.024	µg/L	EPA 525.2	0.024	0.1	WKL	
MO-OJA	2012/13-4	Wet	3/8/2013 10:26:00 AM	3/21/2013 8:47:00 PM	Dalapon	n/a	<	0.1	µg/L	EPA 515.3	0.1	0.4	WKL	
MO-OJA	2012/13-4	Wet	3/8/2013 10:26:00 AM	3/21/2013 8:47:00 PM	DCPA (Dacthal)	n/a	<	0.07	µg/L	EPA 515.3	0.07	0.1	WKL	
MO-OJA	2012/13-4	Wet	3/8/2013 10:26:00 AM	3/24/2013 6:37:00 AM	delta-BHC	n/a	<	0.0025	µg/L	EPA 608	0.0025	0.005	WKL	
MO-OJA	2012/13-4	Wet	3/8/2013 10:26:00 AM	4/12/2013 4:46:00 AM	Demeton-O	n/a	<	0.01	µg/L	EPA 525.2	0.01	0.01	WKL	
MO-OJA	2012/13-4	Wet	3/8/2013 10:26:00 AM	4/12/2013 4:46:00 AM	Demeton-S	n/a	<	0.01	µg/L	EPA 525.2	0.01	0.01	WKL	
MO-OJA	2012/13-4	Wet	3/8/2013 10:26:00 AM	4/12/2013 4:46:00 AM	Diazinon	n/a	<	0.0052	µg/L	EPA 525.2	0.0052	0.01	WKL	
MO-OJA	2012/13-4	Wet	3/8/2013 10:26:00 AM	3/21/2013 8:47:00 PM	Dicamba	n/a	<	0.12	µg/L	EPA 515.3	0.12	0.6	WKL	
MO-OJA	2012/13-4	Wet	3/8/2013 10:26:00 AM	3/21/2013 8:47:00 PM	Dichlorprop	n/a	<	0.08	µg/L	EPA 515.3	0.08	0.3	WKL	
MO-OJA	2012/13-4	Wet	3/8/2013 10:26:00 AM	4/12/2013 4:46:00 AM	Dichlorvos	n/a	<	0.0029	µg/L	EPA 525.2	0.0029	0.01	WKL	
MO-OJA	2012/13-4	Wet	3/8/2013 10:26:00 AM	3/24/2013 6:37:00 AM	Dieldrin	n/a	<	0.0021	µg/L	EPA 608	0.0021	0.01	WKL	
MO-OJA	2012/13-4	Wet	3/8/2013 10:26:00 AM	4/12/2013 4:46:00 AM	Dimethoate	n/a	<	0.0062	µg/L	EPA 525.2	0.0062	0.01	WKL	
MO-OJA	2012/13-4	Wet	3/8/2013 10:26:00 AM	3/21/2013 8:47:00 PM	Dinoseb	n/a	<	0.14	µg/L	EPA 515.3	0.14	0.4	WKL	

Appendix G
Laboratory Environmental Analysis Results

Site ID	Event	Event Type	Sample Date	Analysis Date	Constituent	Fraction	Sign	Result	Units	Method	MDL	Reporting Limit	Analyzing Laboratory	Qualifier
MO-OJA	2012/13-4	Wet	3/8/2013 10:26:00 AM	3/26/2013 6:56:00 PM	Diphenamid	n/a	<	0.024	µg/L	EPA 525.2	0.024	0.1	WKL	
MO-OJA	2012/13-4	Wet	3/8/2013 10:26:00 AM	4/12/2013 4:46:00 AM	Disulfoton	n/a	<	0.01	µg/L	EPA 525.2	0.01	0.01	WKL	
MO-OJA	2012/13-4	Wet	3/8/2013 10:26:00 AM	3/24/2013 6:37:00 AM	Endosulfan I	n/a	<	0.0017	µg/L	EPA 608	0.0017	0.02	WKL	
MO-OJA	2012/13-4	Wet	3/8/2013 10:26:00 AM	3/24/2013 6:37:00 AM	Endosulfan II	n/a	<	0.0019	µg/L	EPA 608	0.0019	0.01	WKL	
MO-OJA	2012/13-4	Wet	3/8/2013 10:26:00 AM	3/24/2013 6:37:00 AM	Endosulfan sulfate	n/a	<	0.008	µg/L	EPA 608	0.008	0.05	WKL	
MO-OJA	2012/13-4	Wet	3/8/2013 10:26:00 AM	3/24/2013 6:37:00 AM	Endrin	n/a	<	0.0028	µg/L	EPA 608	0.0028	0.01	WKL	
MO-OJA	2012/13-4	Wet	3/8/2013 10:26:00 AM	3/24/2013 6:37:00 AM	Endrin aldehyde	n/a	<	0.003	µg/L	EPA 608	0.003	0.01	WKL	
MO-OJA	2012/13-4	Wet	3/8/2013 10:26:00 AM	3/26/2013 6:56:00 PM	EPTC	n/a	<	0.017	µg/L	EPA 525.2	0.017	1	WKL	
MO-OJA	2012/13-4	Wet	3/8/2013 10:26:00 AM	4/12/2013 4:46:00 AM	Ethoprop	n/a	<	0.0067	µg/L	EPA 525.2	0.0067	0.01	WKL	
MO-OJA	2012/13-4	Wet	3/8/2013 10:26:00 AM	4/12/2013 4:46:00 AM	Ethyl parathion	n/a	<	0.0054	µg/L	EPA 525.2	0.0054	0.01	WKL	
MO-OJA	2012/13-4	Wet	3/8/2013 10:26:00 AM	4/12/2013 4:46:00 AM	Fensulfothion	n/a	<	0.0029	µg/L	EPA 525.2	0.0029	0.01	WKL	
MO-OJA	2012/13-4	Wet	3/8/2013 10:26:00 AM	4/12/2013 4:46:00 AM	Fenthion	n/a	<	0.0038	µg/L	EPA 525.2	0.0038	0.01	WKL	
MO-OJA	2012/13-4	Wet	3/8/2013 10:26:00 AM	3/24/2013 6:37:00 AM	gamma-BHC (Lindane)	n/a	<	0.0021	µg/L	EPA 608	0.0021	0.02	WKL	
MO-OJA	2012/13-4	Wet	3/8/2013 10:26:00 AM	3/24/2013 6:37:00 AM	gamma-Chlordane	n/a	<	0.0044	µg/L	EPA 608	0.0044	0.01	WKL	
MO-OJA	2012/13-4	Wet	3/8/2013 10:26:00 AM	3/12/2013 4:53:00 PM	Glyphosate	n/a	=	12	µg/L	EPA 547	1.8	5	WKL	
MO-OJA	2012/13-4	Wet	3/8/2013 10:26:00 AM	3/24/2013 6:37:00 AM	Heptachlor	n/a	<	0.0017	µg/L	EPA 608	0.0017	0.01	WKL	
MO-OJA	2012/13-4	Wet	3/8/2013 10:26:00 AM	3/24/2013 6:37:00 AM	Heptachlor epoxide	n/a	<	0.0019	µg/L	EPA 608	0.0019	0.01	WKL	
MO-OJA	2012/13-4	Wet	3/8/2013 10:26:00 AM	4/12/2013 4:46:00 AM	Malathion	n/a	<	0.0076	µg/L	EPA 525.2	0.0076	0.01	WKL	
MO-OJA	2012/13-4	Wet	3/8/2013 10:26:00 AM	4/12/2013 4:46:00 AM	Merphos	n/a	<	0.0058	µg/L	EPA 525.2	0.0058	0.01	WKL	
MO-OJA	2012/13-4	Wet	3/8/2013 10:26:00 AM	3/24/2013 6:37:00 AM	Methoxychlor	n/a	<	0.0054	µg/L	EPA 608	0.0054	0.02	WKL	
MO-OJA	2012/13-4	Wet	3/8/2013 10:26:00 AM	4/12/2013 4:46:00 AM	Methyl parathion	n/a	<	0.0063	µg/L	EPA 525.2	0.0063	0.01	WKL	
MO-OJA	2012/13-4	Wet	3/8/2013 10:26:00 AM	3/26/2013 6:56:00 PM	Metolachlor	n/a	<	0.012	µg/L	EPA 525.2	0.012	0.1	WKL	
MO-OJA	2012/13-4	Wet	3/8/2013 10:26:00 AM	3/26/2013 6:56:00 PM	Metribuzin	n/a	<	0.015	µg/L	EPA 525.2	0.015	0.1	WKL	
MO-OJA	2012/13-4	Wet	3/8/2013 10:26:00 AM	4/12/2013 4:46:00 AM	Mevinphos	n/a	<	0.0042	µg/L	EPA 525.2	0.0042	0.01	WKL	
MO-OJA	2012/13-4	Wet	3/8/2013 10:26:00 AM	3/26/2013 6:56:00 PM	Molinate	n/a	<	0.039	µg/L	EPA 525.2	0.039	0.1	WKL	
MO-OJA	2012/13-4	Wet	3/8/2013 10:26:00 AM	4/12/2013 4:46:00 AM	Naled	n/a	<	0.0076	µg/L	EPA 525.2	0.0076	0.01	WKL	
MO-OJA	2012/13-4	Wet	3/8/2013 10:26:00 AM	3/21/2013 8:47:00 PM	Pentachlorophenol	n/a	=	0.39	µg/L	EPA 515.3	0.04	0.2	WKL	
MO-OJA	2012/13-4	Wet	3/8/2013 10:26:00 AM	4/12/2013 4:46:00 AM	Phorate	n/a	<	0.003	µg/L	EPA 525.2	0.003	0.01	WKL	
MO-OJA	2012/13-4	Wet	3/8/2013 10:26:00 AM	3/21/2013 8:47:00 PM	Picloram	n/a	<	0.05	µg/L	EPA 515.3	0.05	0.6	WKL	
MO-OJA	2012/13-4	Wet	3/8/2013 10:26:00 AM	3/26/2013 6:56:00 PM	Prometon	n/a	<	0.024	µg/L	EPA 525.2	0.024	0.2	WKL	
MO-OJA	2012/13-4	Wet	3/8/2013 10:26:00 AM	3/26/2013 6:56:00 PM	Prometryn	n/a	<	0.036	µg/L	EPA 525.2	0.036	0.1	WKL	
MO-OJA	2012/13-4	Wet	3/8/2013 10:26:00 AM	4/12/2013 4:46:00 AM	Ronnel (Fenchlorphos)	n/a	<	0.0041	µg/L	EPA 525.2	0.0041	0.01	WKL	
MO-OJA	2012/13-4	Wet	3/8/2013 10:26:00 AM	3/26/2013 6:56:00 PM	Simazine	n/a	<	0.015	µg/L	EPA 525.2	0.015	0.1	WKL	
MO-OJA	2012/13-4	Wet	3/8/2013 10:26:00 AM	4/12/2013 4:46:00 AM	Stirophos (Tetrachlorvinphos)	n/a	<	0.0031	µg/L	EPA 525.2	0.0031	0.01	WKL	
MO-OJA	2012/13-4	Wet	3/8/2013 10:26:00 AM	3/26/2013 6:56:00 PM	Terbacil	n/a	<	0.55	µg/L	EPA 525.2	0.55	2	WKL	
MO-OJA	2012/13-4	Wet	3/8/2013 10:26:00 AM	3/26/2013 6:56:00 PM	Thiobencarb	n/a	<	0.025	µg/L	EPA 525.2	0.025	0.2	WKL	
MO-OJA	2012/13-4	Wet	3/8/2013 10:26:00 AM	4/12/2013 4:46:00 AM	Tokuthion	n/a	<	0.0078	µg/L	EPA 525.2	0.0078	0.01	WKL	
MO-OJA	2012/13-4	Wet	3/8/2013 10:26:00 AM	3/24/2013 6:37:00 AM	Toxaphene	n/a	<	0.12	µg/L	EPA 608	0.12	0.5	WKL	
MO-OJA	2012/13-4	Wet	3/8/2013 10:26:00 AM	4/12/2013 4:46:00 AM	Trichloronate	n/a	<	0.0067	µg/L	EPA 525.2	0.0067	0.01	WKL	
MO-OJA	2012/13-4	Wet	3/8/2013 10:26:00 AM	3/26/2013 6:56:00 PM	Trithion	n/a	<	0.012	µg/L	EPA 525.2	0.012	0.1	WKL	
MO-OJA	2012/13-5	Dry	4/30/2013 8:30:00 AM	5/13/2013 9:13:00 PM	Chloride	n/a	=	220	mg/L	EPA 300.0	1	5	WKL	D
MO-OJA	2012/13-5	Dry	4/30/2013 8:30:00 AM	5/13/2013 9:13:00 PM	Fluoride	n/a	=	0.93	mg/L	EPA 300.0	0.02	0.1	WKL	
MO-OJA	2012/13-5	Dry	4/30/2013 8:30:00 AM	5/10/2013 3:49:00 AM	Perchlorate	n/a	<	0.95	µg/L	EPA 314.0	0.95	2	WKL	
MO-OJA	2012/13-5	Dry	4/30/2013 8:30:00 AM	5/1/2013 8:09:00 AM	E. Coli	n/a	=	6131	MPN/100 mL	MMO-MUG	10	10	VCHCA	
MO-OJA	2012/13-5	Dry	4/30/2013 8:30:00 AM	5/3/2013 1:10:00 PM	Fecal Coliform	n/a	=	5000	MPN/100 mL	SM 9221 E	2	2	VCHCA	
MO-OJA	2012/13-5	Dry	4/30/2013 8:30:00 AM	5/1/2013 8:09:00 AM	Total Coliform	n/a	=	90500	MPN/100 mL	MMO-MUG	1000	1000	VCHCA	
MO-OJA	2012/13-5	Dry	4/30/2013 8:30:00 AM	5/14/2013 3:34:00 PM	Calcium	Total	=	111	mg/L	EPA 200.7	0.016	0.1	WKL	
MO-OJA	2012/13-5	Dry	4/30/2013 8:30:00 AM	5/14/2013 3:34:00 PM	Magnesium	Total	=	66.7	mg/L	EPA 200.7	0.012	0.1	WKL	

Appendix G
Laboratory Environmental Analysis Results

Site ID	Event	Event Type	Sample Date	Analysis Date	Constituent	Fraction	Sign	Result	Units	Method	MDL	Reporting Limit	Analyzing Laboratory	Qualifier
MO-OJA	2012/13-5	Dry	4/30/2013 8:30:00 AM	5/6/2013 9:42:00 PM	Alkalinity as CaCO3	n/a	=	340	mg/L	SM 2320 B	0.56	10	WKL	
MO-OJA	2012/13-5	Dry	4/30/2013 8:30:00 AM	5/6/2013 5:46:00 PM	BOD	n/a	=	3.3	mg/L	SM 5210 B	0.1	2	WKL	
MO-OJA	2012/13-5	Dry	4/30/2013 8:30:00 AM	5/8/2013 10:29:00 PM	COD	n/a	=	12	mg/L	EPA 410.4	0.73	5	WKL	
MO-OJA	2012/13-5	Dry	4/30/2013 8:30:00 AM	4/30/2013 8:30:00 AM	Conductivity	n/a	=	1465	µmhos/cm	Field Meter	-88	1	Field Crew	
MO-OJA	2012/13-5	Dry	4/30/2013 8:30:00 AM	5/13/2013 1:51:00 PM	Cyanide	Total	<	0.0027	mg/L	EPA 335.4	0.0027	0.005	WKL	
MO-OJA	2012/13-5	Dry	4/30/2013 8:30:00 AM	4/30/2013 8:30:00 AM	DO	n/a	=	142.1	%	Field Meter	-88	0.1	Field Crew	
MO-OJA	2012/13-5	Dry	4/30/2013 8:30:00 AM	4/30/2013 8:30:00 AM	DO	n/a	=	13.55	mg/L	Field Meter	-88	0.3	Field Crew	
MO-OJA	2012/13-5	Dry	4/30/2013 8:30:00 AM	5/14/2013 3:34:00 PM	Hardness as CaCO3	Total	=	551	mg/L	EPA 200.7	0.0894	0.662	WKL	
MO-OJA	2012/13-5	Dry	4/30/2013 8:30:00 AM	5/1/2013 6:30:00 PM	MBAS	n/a	=	0.078	mg/L	SM 5540 C	0.023	0.06	WKL	
MO-OJA	2012/13-5	Dry	4/30/2013 8:30:00 AM	4/30/2013 8:30:00 AM	pH	n/a	=	8.42	pH Units	Field Meter	-88	0.01	Field Crew	
MO-OJA	2012/13-5	Dry	4/30/2013 8:30:00 AM	5/8/2013 7:00:00 PM	Phenolics	n/a	DNQ	0.007	mg/L	EPA 420.4	0.0042	0.01	WKL	
MO-OJA	2012/13-5	Dry	4/30/2013 8:30:00 AM	4/30/2013 8:30:00 AM	Salinity	n/a	=	900	mg/L	Field Meter	-88	100	Field Crew	
MO-OJA	2012/13-5	Dry	4/30/2013 8:30:00 AM	4/30/2013 8:30:00 AM	Specific Conductance	n/a	=	1765	µmhos/cm	Field Meter	-88	1	Field Crew	
MO-OJA	2012/13-5	Dry	4/30/2013 8:30:00 AM	5/6/2013 6:04:00 PM	Specific Conductance	n/a	=	1900	µmhos/cm	SM 2510 B	0.47	4	WKL	D
MO-OJA	2012/13-5	Dry	4/30/2013 8:30:00 AM	4/30/2013 8:30:00 AM	Temperature	n/a	=	16.1	°C	Field Meter	-88	0.1	Field Crew	
MO-OJA	2012/13-5	Dry	4/30/2013 8:30:00 AM	5/1/2013 7:50:00 PM	Total Dissolved Solids	n/a	=	1200	mg/L	SM 2540 C	4	10	WKL	
MO-OJA	2012/13-5	Dry	4/30/2013 8:30:00 AM	5/10/2013 1:46:00 PM	Total Organic Carbon	n/a	=	4.3	mg/L	SM 5310 C	0.009	0.3	WKL	
MO-OJA	2012/13-5	Dry	4/30/2013 8:30:00 AM	5/1/2013 6:05:00 PM	Total Suspended Solids	n/a	=	7	mg/L	SM 2540 D	5	5	WKL	
MO-OJA	2012/13-5	Dry	4/30/2013 8:30:00 AM	5/1/2013 6:12:00 PM	Turbidity	n/a	=	0.84	NTU	EPA 180.1	0.024	0.1	WKL	
MO-OJA	2012/13-5	Dry	4/30/2013 8:30:00 AM	5/1/2013 6:05:00 PM	Volatile Suspended Solids	n/a	<	3.1	mg/L	EPA 160.4	3.1	5	WKL	
MO-OJA	2012/13-5	Dry	4/30/2013 8:30:00 AM	5/3/2013 2:51:00 PM	Oil and Grease	n/a	<	1.3	mg/L	EPA 1664A	1.3	5	WKL	
MO-OJA	2012/13-5	Dry	4/30/2013 8:30:00 AM	5/3/2013 2:51:00 PM	TPH	n/a	<	1.9	mg/L	EPA 1664A	1.9	5	WKL	
MO-OJA	2012/13-5	Dry	4/30/2013 8:30:00 AM	5/14/2013 2:03:00 PM	Aluminum	Dissolved	<	2.1	µg/L	EPA 200.8	2.1	5	WKL	
MO-OJA	2012/13-5	Dry	4/30/2013 8:30:00 AM	5/14/2013 2:11:00 PM	Aluminum	Total	=	12	µg/L	EPA 200.8	2.1	5	WKL	
MO-OJA	2012/13-5	Dry	4/30/2013 8:30:00 AM	5/14/2013 2:03:00 PM	Antimony	Dissolved	DNQ	0.07	µg/L	EPA 200.8	0.034	0.5	WKL	
MO-OJA	2012/13-5	Dry	4/30/2013 8:30:00 AM	5/14/2013 2:11:00 PM	Antimony	Total	DNQ	0.08	µg/L	EPA 200.8	0.034	0.5	WKL	
MO-OJA	2012/13-5	Dry	4/30/2013 8:30:00 AM	5/14/2013 2:03:00 PM	Arsenic	Dissolved	DNQ	0.28	µg/L	EPA 200.8	0.13	0.4	WKL	
MO-OJA	2012/13-5	Dry	4/30/2013 8:30:00 AM	5/14/2013 2:11:00 PM	Arsenic	Total	DNQ	0.35	µg/L	EPA 200.8	0.13	0.4	WKL	
MO-OJA	2012/13-5	Dry	4/30/2013 8:30:00 AM	5/14/2013 2:11:00 PM	Barium	Total	=	29	µg/L	EPA 200.8	0.097	0.5	WKL	
MO-OJA	2012/13-5	Dry	4/30/2013 8:30:00 AM	5/14/2013 2:03:00 PM	Beryllium	Dissolved	<	0.015	µg/L	EPA 200.8	0.015	0.1	WKL	
MO-OJA	2012/13-5	Dry	4/30/2013 8:30:00 AM	5/14/2013 2:11:00 PM	Beryllium	Total	<	0.015	µg/L	EPA 200.8	0.015	0.1	WKL	
MO-OJA	2012/13-5	Dry	4/30/2013 8:30:00 AM	5/14/2013 2:03:00 PM	Cadmium	Dissolved	DNQ	0.02	µg/L	EPA 200.8	0.017	0.1	WKL	
MO-OJA	2012/13-5	Dry	4/30/2013 8:30:00 AM	5/14/2013 2:11:00 PM	Cadmium	Total	DNQ	0.03	µg/L	EPA 200.8	0.017	0.1	WKL	
MO-OJA	2012/13-5	Dry	4/30/2013 8:30:00 AM	5/14/2013 2:03:00 PM	Chromium	Dissolved	=	0.2	µg/L	EPA 200.8	0.024	0.2	WKL	
MO-OJA	2012/13-5	Dry	4/30/2013 8:30:00 AM	5/14/2013 2:11:00 PM	Chromium	Total	=	0.21	µg/L	EPA 200.8	0.024	0.2	WKL	
MO-OJA	2012/13-5	Dry	4/30/2013 8:30:00 AM	5/3/2013 5:03:00 PM	Chromium VI	n/a	DNQ	0.18	µg/L	EPA 218.6	0.0059	0.3	WKL	
MO-OJA	2012/13-5	Dry	4/30/2013 8:30:00 AM	5/14/2013 2:03:00 PM	Copper	Dissolved	=	1.4	µg/L	EPA 200.8	0.036	0.5	WKL	
MO-OJA	2012/13-5	Dry	4/30/2013 8:30:00 AM	5/14/2013 2:11:00 PM	Copper	Total	=	1.5	µg/L	EPA 200.8	0.036	0.5	WKL	
MO-OJA	2012/13-5	Dry	4/30/2013 8:30:00 AM	5/14/2013 3:32:00 PM	Iron	Dissolved	<	1.1	µg/L	EPA 200.7	1.1	10	WKL	
MO-OJA	2012/13-5	Dry	4/30/2013 8:30:00 AM	5/14/2013 3:34:00 PM	Iron	Total	DNQ	6.5	µg/L	EPA 200.7	1.1	10	WKL	
MO-OJA	2012/13-5	Dry	4/30/2013 8:30:00 AM	5/14/2013 2:03:00 PM	Lead	Dissolved	DNQ	0.07	µg/L	EPA 200.8	0.024	0.2	WKL	
MO-OJA	2012/13-5	Dry	4/30/2013 8:30:00 AM	5/14/2013 2:11:00 PM	Lead	Total	DNQ	0.1	µg/L	EPA 200.8	0.024	0.2	WKL	
MO-OJA	2012/13-5	Dry	4/30/2013 8:30:00 AM	5/8/2013 3:30:00 PM	Mercury	Dissolved	<	3.9	ng/L	EPA 245.1	3.9	50	WKL	
MO-OJA	2012/13-5	Dry	4/30/2013 8:30:00 AM	5/8/2013 3:30:00 PM	Mercury	Total	<	3.9	ng/L	EPA 245.1	3.9	50	WKL	
MO-OJA	2012/13-5	Dry	4/30/2013 8:30:00 AM	5/14/2013 2:03:00 PM	Nickel	Dissolved	DNQ	0.47	µg/L	EPA 200.8	0.091	0.8	WKL	
MO-OJA	2012/13-5	Dry	4/30/2013 8:30:00 AM	5/14/2013 2:11:00 PM	Nickel	Total	DNQ	0.5	µg/L	EPA 200.8	0.091	0.8	WKL	
MO-OJA	2012/13-5	Dry	4/30/2013 8:30:00 AM	5/15/2013 6:20:00 PM	Selenium	Dissolved	=	2.2	µg/L	EPA 200.8	0.081	0.4	WKL	
MO-OJA	2012/13-5	Dry	4/30/2013 8:30:00 AM	5/15/2013 6:24:00 PM	Selenium	Total	=	2.2	µg/L	EPA 200.8	0.081	0.4	WKL	

Appendix G
Laboratory Environmental Analysis Results

Site ID	Event	Event Type	Sample Date	Analysis Date	Constituent	Fraction	Sign	Result	Units	Method	MDL	Reporting Limit	Analyzing Laboratory	Qualifier
MO-OJA	2012/13-5	Dry	4/30/2013 8:30:00 AM	5/14/2013 2:03:00 PM	Silver	Dissolved	<	0.012	µg/L	EPA 200.8	0.012	0.2	WKL	
MO-OJA	2012/13-5	Dry	4/30/2013 8:30:00 AM	5/14/2013 2:11:00 PM	Silver	Total	<	0.012	µg/L	EPA 200.8	0.012	0.2	WKL	
MO-OJA	2012/13-5	Dry	4/30/2013 8:30:00 AM	5/14/2013 2:03:00 PM	Thallium	Dissolved	<	0.034	µg/L	EPA 200.8	0.034	0.2	WKL	
MO-OJA	2012/13-5	Dry	4/30/2013 8:30:00 AM	5/14/2013 2:11:00 PM	Thallium	Total	<	0.034	µg/L	EPA 200.8	0.034	0.2	WKL	
MO-OJA	2012/13-5	Dry	4/30/2013 8:30:00 AM	5/14/2013 2:03:00 PM	Zinc	Dissolved	=	6.9	µg/L	EPA 200.8	0.5	5	WKL	
MO-OJA	2012/13-5	Dry	4/30/2013 8:30:00 AM	5/14/2013 2:11:00 PM	Zinc	Total	=	5.5	µg/L	EPA 200.8	0.5	5	WKL	
MO-OJA	2012/13-5	Dry	4/30/2013 8:30:00 AM	5/9/2013 4:15:00 PM	Ammonia as N	n/a	DNQ	0.077	mg/L	EPA 350.1	0.048	0.1	WKL	
MO-OJA	2012/13-5	Dry	4/30/2013 8:30:00 AM	5/9/2013 2:40:00 PM	Nitrate + Nitrite as N	n/a	=	0.39	mg/L	EPA 353.2	0.01	0.1	WKL	
MO-OJA	2012/13-5	Dry	4/30/2013 8:30:00 AM	5/24/2013 6:48:00 PM	Phosphorus as P	Dissolved	DNQ	0.0063	mg/L	EPA 365.1	0.0014	0.01	WKL	
MO-OJA	2012/13-5	Dry	4/30/2013 8:30:00 AM	5/24/2013 6:22:00 PM	Phosphorus as P	Total	=	0.017	mg/L	EPA 365.1	0.0014	0.01	WKL	
MO-OJA	2012/13-5	Dry	4/30/2013 8:30:00 AM	5/20/2013 12:26:00 PM	TKN	n/a	=	0.81	mg/L	EPA 351.2	0.05	0.1	WKL	
MO-OJA	2012/13-5	Dry	4/30/2013 8:30:00 AM	5/15/2013 7:01:00 PM	1,2,4-Trichlorobenzene	n/a	<	0.55	µg/L	EPA 625	0.55	1	WKL	
MO-OJA	2012/13-5	Dry	4/30/2013 8:30:00 AM	5/15/2013 7:01:00 PM	1,2-Dichlorobenzene	n/a	<	0.57	µg/L	EPA 625	0.57	1	WKL	
MO-OJA	2012/13-5	Dry	4/30/2013 8:30:00 AM	5/15/2013 7:01:00 PM	1,2-Diphenylhydrazine	n/a	<	0.25	µg/L	EPA 625	0.25	1	WKL	
MO-OJA	2012/13-5	Dry	4/30/2013 8:30:00 AM	5/15/2013 7:01:00 PM	1,3-Dichlorobenzene	n/a	<	0.53	µg/L	EPA 625	0.53	1	WKL	
MO-OJA	2012/13-5	Dry	4/30/2013 8:30:00 AM	5/15/2013 7:01:00 PM	1,4-Dichlorobenzene	n/a	<	0.55	µg/L	EPA 625	0.55	1	WKL	
MO-OJA	2012/13-5	Dry	4/30/2013 8:30:00 AM	5/11/2013 11:21:00 AM	1-Methylnaphthalene	n/a	<	0.1	µg/L	EPA 8270Cm	0.1	0.1	WKL	
MO-OJA	2012/13-5	Dry	4/30/2013 8:30:00 AM	5/10/2013 9:36:00 PM	2,4,5-Trichlorophenol	n/a	<	0.29	µg/L	EPA 8270Cm	0.29	1	WKL	
MO-OJA	2012/13-5	Dry	4/30/2013 8:30:00 AM	5/10/2013 9:36:00 PM	2,4,6-Trichlorophenol	n/a	<	0.3	µg/L	EPA 8270Cm	0.3	1	WKL	
MO-OJA	2012/13-5	Dry	4/30/2013 8:30:00 AM	5/10/2013 9:36:00 PM	2,4-Dichlorophenol	n/a	<	0.51	µg/L	EPA 8270Cm	0.51	1	WKL	
MO-OJA	2012/13-5	Dry	4/30/2013 8:30:00 AM	5/10/2013 9:36:00 PM	2,4-Dimethylphenol	n/a	<	1	µg/L	EPA 8270Cm	1	2	WKL	
MO-OJA	2012/13-5	Dry	4/30/2013 8:30:00 AM	5/10/2013 9:36:00 PM	2,4-Dinitrophenol	n/a	<	1	µg/L	EPA 8270Cm	1	2	WKL	
MO-OJA	2012/13-5	Dry	4/30/2013 8:30:00 AM	5/15/2013 7:01:00 PM	2,4-Dinitrotoluene	n/a	<	0.18	µg/L	EPA 625	0.18	1	WKL	
MO-OJA	2012/13-5	Dry	4/30/2013 8:30:00 AM	5/15/2013 7:01:00 PM	2,6-Dinitrotoluene	n/a	<	0.27	µg/L	EPA 625	0.27	1	WKL	
MO-OJA	2012/13-5	Dry	4/30/2013 8:30:00 AM	5/1/2013 4:13:00 PM	2-Chloroethyl vinyl ether	n/a	<	0.28	µg/L	EPA 624	0.28	1	WKL	
MO-OJA	2012/13-5	Dry	4/30/2013 8:30:00 AM	5/15/2013 7:01:00 PM	2-Chloronaphthalene	n/a	<	0.45	µg/L	EPA 625	0.45	1	WKL	
MO-OJA	2012/13-5	Dry	4/30/2013 8:30:00 AM	5/10/2013 9:36:00 PM	2-Chlorophenol	n/a	<	0.65	µg/L	EPA 8270Cm	0.65	1	WKL	Γ-MSRPD, LB-M
MO-OJA	2012/13-5	Dry	4/30/2013 8:30:00 AM	5/11/2013 11:21:00 AM	2-Methylnaphthalene	n/a	<	0.1	µg/L	EPA 8270Cm	0.1	0.1	WKL	
MO-OJA	2012/13-5	Dry	4/30/2013 8:30:00 AM	5/10/2013 9:36:00 PM	2-Methylphenol	n/a	<	0.34	µg/L	EPA 8270Cm	0.34	1	WKL	
MO-OJA	2012/13-5	Dry	4/30/2013 8:30:00 AM	5/10/2013 9:36:00 PM	2-Nitrophenol	n/a	<	0.71	µg/L	EPA 8270Cm	0.71	1	WKL	
MO-OJA	2012/13-5	Dry	4/30/2013 8:30:00 AM	5/15/2013 7:01:00 PM	3,3'-Dichlorobenzidine	n/a	<	1.2	µg/L	EPA 625	1.2	5	WKL	
MO-OJA	2012/13-5	Dry	4/30/2013 8:30:00 AM	5/10/2013 9:36:00 PM	3-/4-Methylphenol	n/a	<	0.3	µg/L	EPA 8270Cm	0.3	1	WKL	
MO-OJA	2012/13-5	Dry	4/30/2013 8:30:00 AM	5/10/2013 9:36:00 PM	4,6-Dinitro-2-methylphenol	n/a	<	0.14	µg/L	EPA 8270Cm	0.14	1	WKL	
MO-OJA	2012/13-5	Dry	4/30/2013 8:30:00 AM	5/15/2013 7:01:00 PM	4-Bromophenyl phenyl ether	n/a	<	0.36	µg/L	EPA 625	0.36	1	WKL	
MO-OJA	2012/13-5	Dry	4/30/2013 8:30:00 AM	5/10/2013 9:36:00 PM	4-Chloro-3-methylphenol	n/a	<	0.37	µg/L	EPA 8270Cm	0.37	1	WKL	LB-MSR
MO-OJA	2012/13-5	Dry	4/30/2013 8:30:00 AM	5/15/2013 7:01:00 PM	4-Chlorophenyl phenyl ether	n/a	<	0.41	µg/L	EPA 625	0.41	1	WKL	
MO-OJA	2012/13-5	Dry	4/30/2013 8:30:00 AM	5/10/2013 9:36:00 PM	4-Nitrophenol	n/a	<	1	µg/L	EPA 8270Cm	1	2	WKL	
MO-OJA	2012/13-5	Dry	4/30/2013 8:30:00 AM	5/11/2013 11:21:00 AM	Acenaphthene	n/a	<	0.1	µg/L	EPA 8270Cm	0.1	0.1	WKL	LB-MSR
MO-OJA	2012/13-5	Dry	4/30/2013 8:30:00 AM	5/11/2013 11:21:00 AM	Acenaphthylene	n/a	<	0.1	µg/L	EPA 8270Cm	0.1	0.1	WKL	LB-MSR
MO-OJA	2012/13-5	Dry	4/30/2013 8:30:00 AM	5/11/2013 11:21:00 AM	Anthracene	n/a	<	0.1	µg/L	EPA 8270Cm	0.1	0.1	WKL	
MO-OJA	2012/13-5	Dry	4/30/2013 8:30:00 AM	5/11/2013 11:21:00 AM	Benz(a)anthracene	n/a	<	0.1	µg/L	EPA 8270Cm	0.1	0.1	WKL	LB-MSR
MO-OJA	2012/13-5	Dry	4/30/2013 8:30:00 AM	5/15/2013 7:01:00 PM	Benzidine	n/a	<	3.7	µg/L	EPA 625	3.7	10	WKL	
MO-OJA	2012/13-5	Dry	4/30/2013 8:30:00 AM	5/3/2013 5:09:00 PM	Benzo(a)pyrene	n/a	<	0.07	µg/L	EPA 525.2	0.07	0.1	WKL	
MO-OJA	2012/13-5	Dry	4/30/2013 8:30:00 AM	5/11/2013 11:21:00 AM	Benzo(b)fluoranthene	n/a	<	0.1	µg/L	EPA 8270Cm	0.1	0.1	WKL	
MO-OJA	2012/13-5	Dry	4/30/2013 8:30:00 AM	5/11/2013 11:21:00 AM	Benzo(g,h,i)perylene	n/a	<	0.1	µg/L	EPA 8270Cm	0.1	0.1	WKL	
MO-OJA	2012/13-5	Dry	4/30/2013 8:30:00 AM	5/11/2013 11:21:00 AM	Benzo(k)fluoranthene	n/a	<	0.1	µg/L	EPA 8270Cm	0.1	0.1	WKL	
MO-OJA	2012/13-5	Dry	4/30/2013 8:30:00 AM	5/15/2013 7:01:00 PM	Bis(2-chloroethoxy)methane	n/a	<	0.25	µg/L	EPA 625	0.25	1	WKL	
MO-OJA	2012/13-5	Dry	4/30/2013 8:30:00 AM	5/15/2013 7:01:00 PM	Bis(2-chloroethyl)ether	n/a	<	0.27	µg/L	EPA 625	0.27	1	WKL	

Appendix G
Laboratory Environmental Analysis Results

Site ID	Event	Event Type	Sample Date	Analysis Date	Constituent	Fraction	Sign	Result	Units	Method	MDL	Reporting Limit	Analyzing Laboratory	Qualifier
MO-OJA	2012/13-5	Dry	4/30/2013 8:30:00 AM	5/15/2013 7:01:00 PM	Bis(2-chloroisopropyl)ether	n/a	<	0.38	µg/L	EPA 625	0.38	1	WKL	
MO-OJA	2012/13-5	Dry	4/30/2013 8:30:00 AM	5/3/2013 5:09:00 PM	Bis(2-ethylhexyl)adipate	n/a	<	0.1	µg/L	EPA 525.2	0.1	5	WKL	
MO-OJA	2012/13-5	Dry	4/30/2013 8:30:00 AM	5/3/2013 5:09:00 PM	Bis(2-ethylhexyl)phthalate	n/a	<	1.1	µg/L	EPA 525.2	1.1	3	WKL	
MO-OJA	2012/13-5	Dry	4/30/2013 8:30:00 AM	5/15/2013 7:01:00 PM	Butyl benzyl phthalate	n/a	<	0.18	µg/L	EPA 625	0.18	1	WKL	
MO-OJA	2012/13-5	Dry	4/30/2013 8:30:00 AM	5/11/2013 11:21:00 AM	Chrysene	n/a	<	0.1	µg/L	EPA 8270Cm	0.1	0.1	WKL	
MO-OJA	2012/13-5	Dry	4/30/2013 8:30:00 AM	5/11/2013 11:21:00 AM	Dibenz(a,h)anthracene	n/a	<	0.1	µg/L	EPA 8270Cm	0.1	0.1	WKL	
MO-OJA	2012/13-5	Dry	4/30/2013 8:30:00 AM	5/15/2013 7:01:00 PM	Diethyl phthalate	n/a	DNQ	0.64	µg/L	EPA 625	0.15	1	WKL	
MO-OJA	2012/13-5	Dry	4/30/2013 8:30:00 AM	5/15/2013 7:01:00 PM	Dimethyl phthalate	n/a	<	0.18	µg/L	EPA 625	0.18	1	WKL	
MO-OJA	2012/13-5	Dry	4/30/2013 8:30:00 AM	5/15/2013 7:01:00 PM	Di-n-butylphthalate	n/a	<	0.24	µg/L	EPA 625	0.24	1	WKL	
MO-OJA	2012/13-5	Dry	4/30/2013 8:30:00 AM	5/15/2013 7:01:00 PM	Di-n-octylphthalate	n/a	<	0.19	µg/L	EPA 625	0.19	1	WKL	
MO-OJA	2012/13-5	Dry	4/30/2013 8:30:00 AM	5/11/2013 11:21:00 AM	Fluoranthene	n/a	<	0.1	µg/L	EPA 8270Cm	0.1	0.1	WKL	
MO-OJA	2012/13-5	Dry	4/30/2013 8:30:00 AM	5/11/2013 11:21:00 AM	Fluorene	n/a	<	0.1	µg/L	EPA 8270Cm	0.1	0.1	WKL	LB-MSR
MO-OJA	2012/13-5	Dry	4/30/2013 8:30:00 AM	5/15/2013 7:01:00 PM	Hexachlorobenzene	n/a	<	0.49	µg/L	EPA 625	0.49	1	WKL	
MO-OJA	2012/13-5	Dry	4/30/2013 8:30:00 AM	5/15/2013 7:01:00 PM	Hexachlorobutadiene	n/a	<	0.47	µg/L	EPA 625	0.47	1	WKL	
MO-OJA	2012/13-5	Dry	4/30/2013 8:30:00 AM	5/15/2013 7:01:00 PM	Hexachlorocyclopentadiene	n/a	<	1.5	µg/L	EPA 625	1.5	5	WKL	
MO-OJA	2012/13-5	Dry	4/30/2013 8:30:00 AM	5/15/2013 7:01:00 PM	Hexachloroethane	n/a	<	0.52	µg/L	EPA 625	0.52	1	WKL	
MO-OJA	2012/13-5	Dry	4/30/2013 8:30:00 AM	5/11/2013 11:21:00 AM	Indeno(1,2,3-cd)pyrene	n/a	<	0.1	µg/L	EPA 8270Cm	0.1	0.1	WKL	
MO-OJA	2012/13-5	Dry	4/30/2013 8:30:00 AM	5/15/2013 7:01:00 PM	Isophorone	n/a	<	0.21	µg/L	EPA 625	0.21	1	WKL	
MO-OJA	2012/13-5	Dry	4/30/2013 8:30:00 AM	5/1/2013 4:13:00 PM	Methyl tert-butyl ether (MTBE)	n/a	<	0.25	µg/L	EPA 624	0.25	1	WKL	
MO-OJA	2012/13-5	Dry	4/30/2013 8:30:00 AM	5/11/2013 11:21:00 AM	Naphthalene	n/a	<	0.1	µg/L	EPA 8270Cm	0.1	0.1	WKL	EST-MSRPD
MO-OJA	2012/13-5	Dry	4/30/2013 8:30:00 AM	5/15/2013 7:01:00 PM	Nitrobenzene	n/a	<	0.36	µg/L	EPA 625	0.36	1	WKL	
MO-OJA	2012/13-5	Dry	4/30/2013 8:30:00 AM	5/15/2013 7:01:00 PM	N-Nitrosodimethylamine	n/a	<	0.14	µg/L	EPA 625	0.14	1	WKL	
MO-OJA	2012/13-5	Dry	4/30/2013 8:30:00 AM	5/15/2013 7:01:00 PM	N-Nitrosodi-N-propylamine	n/a	<	0.26	µg/L	EPA 625	0.26	1	WKL	
MO-OJA	2012/13-5	Dry	4/30/2013 8:30:00 AM	5/15/2013 7:01:00 PM	N-Nitrosodiphenylamine	n/a	<	0.19	µg/L	EPA 625	0.19	1	WKL	
MO-OJA	2012/13-5	Dry	4/30/2013 8:30:00 AM	5/11/2013 11:21:00 AM	Phenanthrene	n/a	<	0.1	µg/L	EPA 8270Cm	0.1	0.1	WKL	LB-MSR
MO-OJA	2012/13-5	Dry	4/30/2013 8:30:00 AM	5/10/2013 9:36:00 PM	Phenol	n/a	<	0.35	µg/L	EPA 8270Cm	0.35	1	WKL	
MO-OJA	2012/13-5	Dry	4/30/2013 8:30:00 AM	5/11/2013 11:21:00 AM	Pyrene	n/a	<	0.1	µg/L	EPA 8270Cm	0.1	0.1	WKL	LB-MSR
MO-OJA	2012/13-5	Dry	4/30/2013 8:30:00 AM	5/11/2013 3:12:00 AM	PCB Aroclor 1016	n/a	<	0.05	µg/L	EPA 608	0.05	0.5	WKL	
MO-OJA	2012/13-5	Dry	4/30/2013 8:30:00 AM	5/11/2013 3:12:00 AM	PCB Aroclor 1221	n/a	<	0.06	µg/L	EPA 608	0.06	0.5	WKL	
MO-OJA	2012/13-5	Dry	4/30/2013 8:30:00 AM	5/11/2013 3:12:00 AM	PCB Aroclor 1232	n/a	<	0.15	µg/L	EPA 608	0.15	0.5	WKL	
MO-OJA	2012/13-5	Dry	4/30/2013 8:30:00 AM	5/11/2013 3:12:00 AM	PCB Aroclor 1242	n/a	<	0.07	µg/L	EPA 608	0.07	0.5	WKL	
MO-OJA	2012/13-5	Dry	4/30/2013 8:30:00 AM	5/11/2013 3:12:00 AM	PCB Aroclor 1248	n/a	<	0.06	µg/L	EPA 608	0.06	0.5	WKL	
MO-OJA	2012/13-5	Dry	4/30/2013 8:30:00 AM	5/11/2013 3:12:00 AM	PCB Aroclor 1254	n/a	<	0.04	µg/L	EPA 608	0.04	0.5	WKL	
MO-OJA	2012/13-5	Dry	4/30/2013 8:30:00 AM	5/11/2013 3:12:00 AM	PCB Aroclor 1260	n/a	<	0.04	µg/L	EPA 608	0.04	0.5	WKL	
MO-OJA	2012/13-5	Dry	4/30/2013 8:30:00 AM	5/9/2013 12:23:00 AM	2,4,5-T	n/a	<	0.07	µg/L	EPA 515.3	0.07	0.2	WKL	
MO-OJA	2012/13-5	Dry	4/30/2013 8:30:00 AM	5/9/2013 12:23:00 AM	2,4,5-TP	n/a	<	0.09	µg/L	EPA 515.3	0.09	0.2	WKL	
MO-OJA	2012/13-5	Dry	4/30/2013 8:30:00 AM	5/9/2013 12:23:00 AM	2,4-D	n/a	<	0.07	µg/L	EPA 515.3	0.07	0.4	WKL	
MO-OJA	2012/13-5	Dry	4/30/2013 8:30:00 AM	5/9/2013 12:23:00 AM	2,4-DB	n/a	<	0.07	µg/L	EPA 515.3	0.07	2	WKL	
MO-OJA	2012/13-5	Dry	4/30/2013 8:30:00 AM	5/9/2013 12:23:00 AM	3,5-Dichlorobenzoic acid	n/a	<	0.09	µg/L	EPA 515.3	0.09	1	WKL	
MO-OJA	2012/13-5	Dry	4/30/2013 8:30:00 AM	5/11/2013 3:12:00 AM	4,4'-DDD	n/a	<	0.003	µg/L	EPA 608	0.003	0.05	WKL	
MO-OJA	2012/13-5	Dry	4/30/2013 8:30:00 AM	5/11/2013 3:12:00 AM	4,4'-DDE	n/a	<	0.0025	µg/L	EPA 608	0.0025	0.05	WKL	
MO-OJA	2012/13-5	Dry	4/30/2013 8:30:00 AM	5/11/2013 3:12:00 AM	4,4'-DDT	n/a	<	0.0031	µg/L	EPA 608	0.0031	0.01	WKL	
MO-OJA	2012/13-5	Dry	4/30/2013 8:30:00 AM	5/9/2013 12:23:00 AM	Acifluorfen	n/a	<	0.06	µg/L	EPA 515.3	0.06	0.4	WKL	
MO-OJA	2012/13-5	Dry	4/30/2013 8:30:00 AM	5/3/2013 5:09:00 PM	Alachlor	n/a	<	0.022	µg/L	EPA 525.2	0.022	0.1	WKL	
MO-OJA	2012/13-5	Dry	4/30/2013 8:30:00 AM	5/11/2013 3:12:00 AM	Aldrin	n/a	<	0.0015	µg/L	EPA 608	0.0015	0.005	WKL	
MO-OJA	2012/13-5	Dry	4/30/2013 8:30:00 AM	5/11/2013 3:12:00 AM	alpha-BHC	n/a	<	0.0018	µg/L	EPA 608	0.0018	0.01	WKL	
MO-OJA	2012/13-5	Dry	4/30/2013 8:30:00 AM	5/11/2013 3:12:00 AM	alpha-Chlordane	n/a	<	0.0041	µg/L	EPA 608	0.0041	0.01	WKL	
MO-OJA	2012/13-5	Dry	4/30/2013 8:30:00 AM	5/3/2013 5:09:00 PM	Atrazine	n/a	<	0.034	µg/L	EPA 525.2	0.034	0.1	WKL	

Appendix G
Laboratory Environmental Analysis Results

Site ID	Event	Event Type	Sample Date	Analysis Date	Constituent	Fraction	Sign	Result	Units	Method	MDL	Reporting Limit	Analyzing Laboratory	Qualifier
MO-OJA	2012/13-5	Dry	4/30/2013 8:30:00 AM	5/14/2013 9:43:00 PM	Azinphos methyl	n/a	<	0.0055	µg/L	EPA 525.2	0.0055	0.01	WKL	
MO-OJA	2012/13-5	Dry	4/30/2013 8:30:00 AM	5/9/2013 12:23:00 AM	Bentazon	n/a	<	0.11	µg/L	EPA 515.3	0.11	2	WKL	
MO-OJA	2012/13-5	Dry	4/30/2013 8:30:00 AM	5/11/2013 3:12:00 AM	beta-BHC	n/a	<	0.0031	µg/L	EPA 608	0.0031	0.005	WKL	
MO-OJA	2012/13-5	Dry	4/30/2013 8:30:00 AM	5/14/2013 9:43:00 PM	Bolstar	n/a	<	0.0046	µg/L	EPA 525.2	0.0046	0.01	WKL	
MO-OJA	2012/13-5	Dry	4/30/2013 8:30:00 AM	5/3/2013 5:09:00 PM	Bromacil	n/a	<	0.038	µg/L	EPA 525.2	0.038	1	WKL	
MO-OJA	2012/13-5	Dry	4/30/2013 8:30:00 AM	5/3/2013 5:09:00 PM	Butachlor	n/a	<	0.017	µg/L	EPA 525.2	0.017	0.2	WKL	
MO-OJA	2012/13-5	Dry	4/30/2013 8:30:00 AM	5/3/2013 5:09:00 PM	Captan	n/a	<	0.86	µg/L	EPA 525.2	0.86	1	WKL	
MO-OJA	2012/13-5	Dry	4/30/2013 8:30:00 AM	5/11/2013 3:12:00 AM	Chlordane (technical)	n/a	<	0.08	µg/L	EPA 608	0.08	0.1	WKL	
MO-OJA	2012/13-5	Dry	4/30/2013 8:30:00 AM	5/3/2013 5:09:00 PM	Chloropropham	n/a	<	0.01	µg/L	EPA 525.2	0.01	0.1	WKL	
MO-OJA	2012/13-5	Dry	4/30/2013 8:30:00 AM	5/14/2013 9:43:00 PM	Chlorpyrifos	n/a	<	0.0069	µg/L	EPA 525.2	0.0069	0.01	WKL	
MO-OJA	2012/13-5	Dry	4/30/2013 8:30:00 AM	5/14/2013 9:43:00 PM	Coumaphos	n/a	<	0.0051	µg/L	EPA 525.2	0.0051	0.01	WKL	
MO-OJA	2012/13-5	Dry	4/30/2013 8:30:00 AM	5/3/2013 5:09:00 PM	Cyanazine	n/a	<	0.024	µg/L	EPA 525.2	0.024	0.1	WKL	
MO-OJA	2012/13-5	Dry	4/30/2013 8:30:00 AM	5/9/2013 12:23:00 AM	Dalapon	n/a	<	0.1	µg/L	EPA 515.3	0.1	0.4	WKL	
MO-OJA	2012/13-5	Dry	4/30/2013 8:30:00 AM	5/9/2013 12:23:00 AM	DCPA (Dacthal)	n/a	<	0.07	µg/L	EPA 515.3	0.07	0.1	WKL	
MO-OJA	2012/13-5	Dry	4/30/2013 8:30:00 AM	5/11/2013 3:12:00 AM	delta-BHC	n/a	<	0.0025	µg/L	EPA 608	0.0025	0.005	WKL	
MO-OJA	2012/13-5	Dry	4/30/2013 8:30:00 AM	5/14/2013 9:43:00 PM	Demeton-O	n/a	<	0.01	µg/L	EPA 525.2	0.01	0.01	WKL	
MO-OJA	2012/13-5	Dry	4/30/2013 8:30:00 AM	5/14/2013 9:43:00 PM	Demeton-S	n/a	<	0.01	µg/L	EPA 525.2	0.01	0.01	WKL	
MO-OJA	2012/13-5	Dry	4/30/2013 8:30:00 AM	5/14/2013 9:43:00 PM	Diazinon	n/a	<	0.0052	µg/L	EPA 525.2	0.0052	0.01	WKL	
MO-OJA	2012/13-5	Dry	4/30/2013 8:30:00 AM	5/9/2013 12:23:00 AM	Dicamba	n/a	<	0.12	µg/L	EPA 515.3	0.12	0.6	WKL	
MO-OJA	2012/13-5	Dry	4/30/2013 8:30:00 AM	5/9/2013 12:23:00 AM	Dichlorprop	n/a	<	0.08	µg/L	EPA 515.3	0.08	0.3	WKL	
MO-OJA	2012/13-5	Dry	4/30/2013 8:30:00 AM	5/14/2013 9:43:00 PM	Dichlorvos	n/a	<	0.0029	µg/L	EPA 525.2	0.0029	0.01	WKL	
MO-OJA	2012/13-5	Dry	4/30/2013 8:30:00 AM	5/11/2013 3:12:00 AM	Dieldrin	n/a	<	0.0021	µg/L	EPA 608	0.0021	0.01	WKL	
MO-OJA	2012/13-5	Dry	4/30/2013 8:30:00 AM	5/14/2013 9:43:00 PM	Dimethoate	n/a	<	0.0062	µg/L	EPA 525.2	0.0062	0.01	WKL	
MO-OJA	2012/13-5	Dry	4/30/2013 8:30:00 AM	5/9/2013 12:23:00 AM	Dinoseb	n/a	<	0.14	µg/L	EPA 515.3	0.14	0.4	WKL	
MO-OJA	2012/13-5	Dry	4/30/2013 8:30:00 AM	5/3/2013 5:09:00 PM	Diphenamid	n/a	<	0.024	µg/L	EPA 525.2	0.024	0.1	WKL	
MO-OJA	2012/13-5	Dry	4/30/2013 8:30:00 AM	5/14/2013 9:43:00 PM	Disulfoton	n/a	<	0.01	µg/L	EPA 525.2	0.01	0.01	WKL	
MO-OJA	2012/13-5	Dry	4/30/2013 8:30:00 AM	5/11/2013 3:12:00 AM	Endosulfan I	n/a	<	0.0017	µg/L	EPA 608	0.0017	0.02	WKL	
MO-OJA	2012/13-5	Dry	4/30/2013 8:30:00 AM	5/11/2013 3:12:00 AM	Endosulfan II	n/a	<	0.0019	µg/L	EPA 608	0.0019	0.01	WKL	
MO-OJA	2012/13-5	Dry	4/30/2013 8:30:00 AM	5/11/2013 3:12:00 AM	Endosulfan sulfate	n/a	<	0.008	µg/L	EPA 608	0.008	0.05	WKL	
MO-OJA	2012/13-5	Dry	4/30/2013 8:30:00 AM	5/11/2013 3:12:00 AM	Endrin	n/a	<	0.0028	µg/L	EPA 608	0.0028	0.01	WKL	
MO-OJA	2012/13-5	Dry	4/30/2013 8:30:00 AM	5/11/2013 3:12:00 AM	Endrin aldehyde	n/a	<	0.003	µg/L	EPA 608	0.003	0.01	WKL	
MO-OJA	2012/13-5	Dry	4/30/2013 8:30:00 AM	5/3/2013 5:09:00 PM	EPTC	n/a	<	0.017	µg/L	EPA 525.2	0.017	1	WKL	
MO-OJA	2012/13-5	Dry	4/30/2013 8:30:00 AM	5/14/2013 9:43:00 PM	Ethoprop	n/a	<	0.0067	µg/L	EPA 525.2	0.0067	0.01	WKL	
MO-OJA	2012/13-5	Dry	4/30/2013 8:30:00 AM	5/14/2013 9:43:00 PM	Ethyl parathion	n/a	<	0.0054	µg/L	EPA 525.2	0.0054	0.01	WKL	
MO-OJA	2012/13-5	Dry	4/30/2013 8:30:00 AM	5/14/2013 9:43:00 PM	Fensulfothion	n/a	<	0.0029	µg/L	EPA 525.2	0.0029	0.01	WKL	
MO-OJA	2012/13-5	Dry	4/30/2013 8:30:00 AM	5/14/2013 9:43:00 PM	Fenthion	n/a	<	0.0038	µg/L	EPA 525.2	0.0038	0.01	WKL	
MO-OJA	2012/13-5	Dry	4/30/2013 8:30:00 AM	5/11/2013 3:12:00 AM	gamma-BHC (Lindane)	n/a	<	0.0021	µg/L	EPA 608	0.0021	0.02	WKL	
MO-OJA	2012/13-5	Dry	4/30/2013 8:30:00 AM	5/11/2013 3:12:00 AM	gamma-Chlordane	n/a	<	0.0044	µg/L	EPA 608	0.0044	0.01	WKL	
MO-OJA	2012/13-5	Dry	4/30/2013 8:30:00 AM	5/1/2013 3:25:00 PM	Glyphosate	n/a	<	1.8	µg/L	EPA 547	1.8	5	WKL	
MO-OJA	2012/13-5	Dry	4/30/2013 8:30:00 AM	5/11/2013 3:12:00 AM	Heptachlor	n/a	<	0.0017	µg/L	EPA 608	0.0017	0.01	WKL	
MO-OJA	2012/13-5	Dry	4/30/2013 8:30:00 AM	5/11/2013 3:12:00 AM	Heptachlor epoxide	n/a	<	0.0019	µg/L	EPA 608	0.0019	0.01	WKL	
MO-OJA	2012/13-5	Dry	4/30/2013 8:30:00 AM	5/14/2013 9:43:00 PM	Malathion	n/a	<	0.0076	µg/L	EPA 525.2	0.0076	0.01	WKL	
MO-OJA	2012/13-5	Dry	4/30/2013 8:30:00 AM	5/14/2013 9:43:00 PM	Merphos	n/a	<	0.0058	µg/L	EPA 525.2	0.0058	0.01	WKL	
MO-OJA	2012/13-5	Dry	4/30/2013 8:30:00 AM	5/11/2013 3:12:00 AM	Methoxychlor	n/a	<	0.0054	µg/L	EPA 608	0.0054	0.02	WKL	
MO-OJA	2012/13-5	Dry	4/30/2013 8:30:00 AM	5/14/2013 9:43:00 PM	Methyl parathion	n/a	<	0.0063	µg/L	EPA 525.2	0.0063	0.01	WKL	
MO-OJA	2012/13-5	Dry	4/30/2013 8:30:00 AM	5/3/2013 5:09:00 PM	Metolachlor	n/a	<	0.012	µg/L	EPA 525.2	0.012	0.1	WKL	
MO-OJA	2012/13-5	Dry	4/30/2013 8:30:00 AM	5/3/2013 5:09:00 PM	Metribuzin	n/a	<	0.015	µg/L	EPA 525.2	0.015	0.1	WKL	
MO-OJA	2012/13-5	Dry	4/30/2013 8:30:00 AM	5/14/2013 9:43:00 PM	Mevinphos	n/a	<	0.0042	µg/L	EPA 525.2	0.0042	0.01	WKL	

Appendix G
Laboratory Environmental Analysis Results

Site ID	Event	Event Type	Sample Date	Analysis Date	Constituent	Fraction	Sign	Result	Units	Method	MDL	Reporting Limit	Analyzing Laboratory	Qualifier
MO-OJA	2012/13-5	Dry	4/30/2013 8:30:00 AM	5/3/2013 5:09:00 PM	Molinate	n/a	<	0.039	µg/L	EPA 525.2	0.039	0.1	WKL	
MO-OJA	2012/13-5	Dry	4/30/2013 8:30:00 AM	5/14/2013 9:43:00 PM	Naled	n/a	<	0.0076	µg/L	EPA 525.2	0.0076	0.01	WKL	LB-MSR
MO-OJA	2012/13-5	Dry	4/30/2013 8:30:00 AM	5/9/2013 12:23:00 AM	Pentachlorophenol	n/a	<	0.04	µg/L	EPA 515.3	0.04	0.2	WKL	
MO-OJA	2012/13-5	Dry	4/30/2013 8:30:00 AM	5/14/2013 9:43:00 PM	Phorate	n/a	<	0.003	µg/L	EPA 525.2	0.003	0.01	WKL	
MO-OJA	2012/13-5	Dry	4/30/2013 8:30:00 AM	5/9/2013 12:23:00 AM	Picloram	n/a	<	0.05	µg/L	EPA 515.3	0.05	0.6	WKL	
MO-OJA	2012/13-5	Dry	4/30/2013 8:30:00 AM	5/3/2013 5:09:00 PM	Prometon	n/a	<	0.024	µg/L	EPA 525.2	0.024	0.2	WKL	
MO-OJA	2012/13-5	Dry	4/30/2013 8:30:00 AM	5/3/2013 5:09:00 PM	Prometryn	n/a	<	0.036	µg/L	EPA 525.2	0.036	0.1	WKL	
MO-OJA	2012/13-5	Dry	4/30/2013 8:30:00 AM	5/14/2013 9:43:00 PM	Ronnel (Fenchlorphos)	n/a	<	0.0041	µg/L	EPA 525.2	0.0041	0.01	WKL	
MO-OJA	2012/13-5	Dry	4/30/2013 8:30:00 AM	5/3/2013 5:09:00 PM	Simazine	n/a	<	0.015	µg/L	EPA 525.2	0.015	0.1	WKL	
MO-OJA	2012/13-5	Dry	4/30/2013 8:30:00 AM	5/14/2013 9:43:00 PM	Stirophos (Tetrachlorvinphos)	n/a	<	0.0031	µg/L	EPA 525.2	0.0031	0.01	WKL	
MO-OJA	2012/13-5	Dry	4/30/2013 8:30:00 AM	5/3/2013 5:09:00 PM	Terbacil	n/a	<	0.55	µg/L	EPA 525.2	0.55	2	WKL	
MO-OJA	2012/13-5	Dry	4/30/2013 8:30:00 AM	5/3/2013 5:09:00 PM	Thiobencarb	n/a	<	0.025	µg/L	EPA 525.2	0.025	0.2	WKL	
MO-OJA	2012/13-5	Dry	4/30/2013 8:30:00 AM	5/14/2013 9:43:00 PM	Tokuthion	n/a	<	0.0078	µg/L	EPA 525.2	0.0078	0.01	WKL	
MO-OJA	2012/13-5	Dry	4/30/2013 8:30:00 AM	5/11/2013 3:12:00 AM	Toxaphene	n/a	<	0.12	µg/L	EPA 608	0.12	0.5	WKL	
MO-OJA	2012/13-5	Dry	4/30/2013 8:30:00 AM	5/14/2013 9:43:00 PM	Trichloronate	n/a	<	0.0067	µg/L	EPA 525.2	0.0067	0.01	WKL	
MO-OJA	2012/13-5	Dry	4/30/2013 8:30:00 AM	5/3/2013 5:09:00 PM	Trithion	n/a	<	0.012	µg/L	EPA 525.2	0.012	0.1	WKL	
MO-OJA	2013-DRY	Dry	8/13/2013 8:10:00 AM	8/14/2013 9:00:00 AM	E. Coli	n/a	=	4352	MPN/100 mL	MMO-MUG	10	10	VCHCA	
MO-OJA	2013-DRY	Dry	8/13/2013 8:10:00 AM	8/14/2013 9:00:00 AM	Total Coliform	n/a	=	63700	MPN/100 mL	MMO-MUG	1000	1000	VCHCA	
MO-OJA	2013-DRY	Dry	8/13/2013 8:10:00 AM	8/22/2013 12:03:00 PM	Calcium	Total	=	110	mg/L	EPA 200.7	0.016	0.1	WKL	
MO-OJA	2013-DRY	Dry	8/13/2013 8:10:00 AM	8/22/2013 12:03:00 PM	Magnesium	Total	=	98.1	mg/L	EPA 200.7	0.012	0.1	WKL	
MO-OJA	2013-DRY	Dry	8/13/2013 8:10:00 AM	8/13/2013 8:10:00 AM	Conductivity	n/a	=	1922	µmhos/cm	Field Meter	-88	1	Field Crew	
MO-OJA	2013-DRY	Dry	8/13/2013 8:10:00 AM	8/13/2013 8:10:00 AM	Discharge	n/a	=	0.01	cfs	Field Estimate	-88	-88	Field Crew	
MO-OJA	2013-DRY	Dry	8/13/2013 8:10:00 AM	8/13/2013 8:10:00 AM	DO	n/a	=	8.76	mg/L	Field Meter	-88	0.3	Field Crew	
MO-OJA	2013-DRY	Dry	8/13/2013 8:10:00 AM	8/13/2013 8:10:00 AM	DO	n/a	=	91.3	%	Field Meter	-88	0.1	Field Crew	
MO-OJA	2013-DRY	Dry	8/13/2013 8:10:00 AM	8/22/2013 12:03:00 PM	Hardness as CaCO3	Total	=	679	mg/L	EPA 200.7	0.0894	0.662	WKL	
MO-OJA	2013-DRY	Dry	8/13/2013 8:10:00 AM	8/13/2013 8:10:00 AM	pH	n/a	=	8.28	pH Units	Field Meter	-88	0.01	Field Crew	
MO-OJA	2013-DRY	Dry	8/13/2013 8:10:00 AM	8/13/2013 8:10:00 AM	Salinity	n/a	=	1100	mg/L	Field Meter	-88	100	Field Crew	
MO-OJA	2013-DRY	Dry	8/13/2013 8:10:00 AM	8/13/2013 8:10:00 AM	Specific Conductance	n/a	=	2213	µmhos/cm	Field Meter	-88	1	Field Crew	
MO-OJA	2013-DRY	Dry	8/13/2013 8:10:00 AM	8/13/2013 8:10:00 AM	Temperature	n/a	=	17.2	°C	Field Meter	-88	0.1	Field Crew	
MO-OJA	2013-DRY	Dry	8/13/2013 8:10:00 AM	8/19/2013 7:05:00 PM	Total Organic Carbon	n/a	=	17	mg/L	SM 5310 C	0.09	3	WKL	D
MO-OJA	2013-DRY	Dry	8/13/2013 8:10:00 AM	8/13/2013 8:10:00 AM	Turbidity	n/a	=	3.8	NTU	Field Meter	-88	0.01	Field Crew	
MO-OJA	2013-DRY	Dry	8/13/2013 8:10:00 AM	8/23/2013 11:29:00 PM	Copper	Dissolved	=	9.2	µg/L	EPA 200.8	0.036	0.5	WKL	
MO-OJA	2013-DRY	Dry	8/13/2013 8:10:00 AM	8/23/2013 11:29:00 PM	Lead	Dissolved	=	0.38	µg/L	EPA 200.8	0.024	0.2	WKL	
MO-OJA	2013-DRY	Dry	8/13/2013 8:10:00 AM	8/23/2013 11:29:00 PM	Zinc	Dissolved	=	12	µg/L	EPA 200.8	0.5	5	WKL	
MO-OXN	2012/13-2	Wet	11/17/2012 8:34:00 AM	11/18/2012 7:56:00 AM	E. Coli	n/a	=	17329	MPN/100 mL	MMO-MUG	10	10	VCHCA	
MO-OXN	2012/13-2	Wet	11/17/2012 8:34:00 AM	11/20/2012 1:28:00 PM	Fecal Coliform	n/a	=	24000	MPN/100 mL	SM 9221 E	2	2	VCHCA	
MO-OXN	2012/13-2	Wet	11/17/2012 8:34:00 AM	11/18/2012 7:56:00 AM	Total Coliform	n/a	=	1413600	MPN/100 mL	MMO-MUG	1000	1000	VCHCA	
MO-OXN	2012/13-2	Wet	11/17/2012 8:34:00 AM	11/17/2012 8:34:00 AM	Conductivity	n/a	=	181.4	µmhos/cm	Field Meter	-88	1	Field Crew	
MO-OXN	2012/13-2	Wet	11/17/2012 8:34:00 AM	12/6/2012 9:32:00 PM	Cyanide	Total	<	0.0027	mg/L	EPA 335.4	0.0027	0.005	WKL	
MO-OXN	2012/13-2	Wet	11/17/2012 8:34:00 AM	11/17/2012 8:34:00 AM	DO	n/a	=	8.88	mg/L	Field Meter	-88	0.3	Field Crew	
MO-OXN	2012/13-2	Wet	11/17/2012 8:34:00 AM	11/17/2012 8:34:00 AM	DO	n/a	=	89.9	%	Field Meter	-88	0.1	Field Crew	
MO-OXN	2012/13-2	Wet	11/17/2012 8:34:00 AM	11/17/2012 8:34:00 AM	pH	n/a	=	7.03	pH Units	Field Meter	-88	0.01	Field Crew	
MO-OXN	2012/13-2	Wet	11/17/2012 8:34:00 AM	11/17/2012 8:34:00 AM	Salinity	n/a	=	100	mg/L	Field Meter	-88	100	Field Crew	
MO-OXN	2012/13-2	Wet	11/17/2012 8:34:00 AM	11/17/2012 8:34:00 AM	Specific Conductance	n/a	=	216.7	µmhos/cm	Field Meter	-88	1	Field Crew	
MO-OXN	2012/13-2	Wet	11/17/2012 8:34:00 AM	11/17/2012 8:34:00 AM	Temperature	n/a	=	15.9	°C	Field Meter	-88	0.1	Field Crew	
MO-OXN	2012/13-2	Wet	11/17/2012 8:34:00 AM	11/30/2012 3:45:00 PM	Oil and Grease	n/a	DNQ	2.9	mg/L	EPA 1664A	1.3	5	WKL	
MO-OXN	2012/13-2	Wet	11/17/2012 8:34:00 AM	11/30/2012 3:45:00 PM	TPH	n/a	<	1.9	mg/L	EPA 1664A	1.9	5	WKL	
MO-OXN	2012/13-2	Wet	11/17/2012 8:34:00 AM	11/27/2012 7:54:00 PM	2-Chloroethyl vinyl ether	n/a	<	0.61	µg/L	EPA 524.2	0.61	1	WKL	

Appendix G
Laboratory Environmental Analysis Results

Site ID	Event	Event Type	Sample Date	Analysis Date	Constituent	Fraction	Sign	Result	Units	Method	MDL	Reporting Limit	Analyzing Laboratory	Qualifier
MO-OXN	2012/13-2	Wet	11/17/2012 8:34:00 AM	11/27/2012 7:54:00 PM	Methyl tert-butyl ether (MTBE)	n/a	<	0.19	µg/L	EPA 524.2	0.19	2	WKL	
MO-OXN	2012/13-2	Wet	11/18/2012 10:30:00 AM	11/28/2012 12:29:00 PM	Chloride	n/a	=	24	mg/L	EPA 300.0	1	5	WKL	D
MO-OXN	2012/13-2	Wet	11/18/2012 10:30:00 AM	11/28/2012 12:29:00 PM	Fluoride	n/a	=	0.44	mg/L	EPA 300.0	0.02	0.1	WKL	
MO-OXN	2012/13-2	Wet	11/18/2012 10:30:00 AM	11/28/2012 3:43:00 AM	Perchlorate	n/a	<	0.95	µg/L	EPA 314.0	0.95	2	WKL	
MO-OXN	2012/13-2	Wet	11/18/2012 10:30:00 AM	11/28/2012 12:53:00 PM	Calcium	Total	=	42.4	mg/L	EPA 200.7	0.0156	0.1	WKL	
MO-OXN	2012/13-2	Wet	11/18/2012 10:30:00 AM	11/28/2012 12:53:00 PM	Magnesium	Total	=	13.5	mg/L	EPA 200.7	0.0121	0.1	WKL	
MO-OXN	2012/13-2	Wet	11/18/2012 10:30:00 AM	11/30/2012 4:45:00 PM	Alkalinity as CaCO3	n/a	=	74	mg/L	SM 2320 B	0.56	2	WKL	
MO-OXN	2012/13-2	Wet	11/18/2012 10:30:00 AM	11/24/2012 12:30:00 PM	BOD	n/a	=	31	mg/L	SM 5210 B	0.1	2	WKL	
MO-OXN	2012/13-2	Wet	11/18/2012 10:30:00 AM	11/27/2012 9:06:00 AM	COD	n/a	=	320	mg/L	EPA 410.4	0.73	5	WKL	
MO-OXN	2012/13-2	Wet	11/18/2012 10:30:00 AM	11/28/2012 12:53:00 PM	Hardness as CaCO3	Total	=	162	mg/L	EPA 200.7	0.0885	0.662	WKL	
MO-OXN	2012/13-2	Wet	11/18/2012 10:30:00 AM	11/19/2012 9:46:00 PM	MBAS	n/a	=	0.97	mg/L	SM 5540 C	0.076	0.2	WKL	D
MO-OXN	2012/13-2	Wet	11/18/2012 10:30:00 AM	11/30/2012 3:03:00 PM	Phenolics	n/a	=	0.016	mg/L	EPA 420.4	0.0042	0.01	WKL	
MO-OXN	2012/13-2	Wet	11/18/2012 10:30:00 AM	11/30/2012 11:00:00 AM	Specific Conductance	n/a	=	380	µmhos/cm	SM 2510 B	0.23	2	WKL	
MO-OXN	2012/13-2	Wet	11/18/2012 10:30:00 AM	11/21/2012 11:58:00 AM	Total Dissolved Solids	n/a	=	250	mg/L	SM 2540 C	4	10	WKL	
MO-OXN	2012/13-2	Wet	11/18/2012 10:30:00 AM	11/26/2012 10:48:00 AM	Total Organic Carbon	n/a	=	39	mg/L	SM 5310 C	0.18	6	WKL	D
MO-OXN	2012/13-2	Wet	11/18/2012 10:30:00 AM	11/20/2012 7:20:00 PM	Total Suspended Solids	n/a	=	220	mg/L	SM 2540 D	5	5	WKL	
MO-OXN	2012/13-2	Wet	11/18/2012 10:30:00 AM	11/19/2012 10:13:00 PM	Turbidity	n/a	=	45	NTU	EPA 180.1	0.024	0.1	WKL	
MO-OXN	2012/13-2	Wet	11/18/2012 10:30:00 AM	11/20/2012 7:20:00 PM	Volatile Suspended Solids	n/a	=	82	mg/L	EPA 160.4	3.1	5	WKL	
MO-OXN	2012/13-2	Wet	11/18/2012 10:30:00 AM	12/3/2012 7:51:00 PM	Aluminum	Dissolved	=	24	µg/L	EPA 200.8	0.61	5	WKL	
MO-OXN	2012/13-2	Wet	11/18/2012 10:30:00 AM	12/3/2012 8:31:00 PM	Aluminum	Total	=	3600	µg/L	EPA 200.8	0.61	5	WKL	
MO-OXN	2012/13-2	Wet	11/18/2012 10:30:00 AM	12/3/2012 7:51:00 PM	Antimony	Dissolved	=	1.7	µg/L	EPA 200.8	0.04	0.5	WKL	
MO-OXN	2012/13-2	Wet	11/18/2012 10:30:00 AM	12/3/2012 8:31:00 PM	Antimony	Total	=	3.8	µg/L	EPA 200.8	0.04	0.5	WKL	
MO-OXN	2012/13-2	Wet	11/18/2012 10:30:00 AM	12/3/2012 7:51:00 PM	Arsenic	Dissolved	=	1.4	µg/L	EPA 200.8	0.036	0.4	WKL	
MO-OXN	2012/13-2	Wet	11/18/2012 10:30:00 AM	12/3/2012 8:31:00 PM	Arsenic	Total	=	3.8	µg/L	EPA 200.8	0.036	0.4	WKL	
MO-OXN	2012/13-2	Wet	11/18/2012 10:30:00 AM	12/3/2012 7:51:00 PM	Beryllium	Dissolved	<	0.088	µg/L	EPA 200.8	0.088	0.1	WKL	
MO-OXN	2012/13-2	Wet	11/18/2012 10:30:00 AM	12/3/2012 8:31:00 PM	Beryllium	Total	=	0.17	µg/L	EPA 200.8	0.088	0.1	WKL	
MO-OXN	2012/13-2	Wet	11/18/2012 10:30:00 AM	12/3/2012 7:51:00 PM	Cadmium	Dissolved	DNQ	0.05	µg/L	EPA 200.8	0.02	0.1	WKL	
MO-OXN	2012/13-2	Wet	11/18/2012 10:30:00 AM	12/3/2012 8:31:00 PM	Cadmium	Total	=	0.85	µg/L	EPA 200.8	0.02	0.1	WKL	
MO-OXN	2012/13-2	Wet	11/18/2012 10:30:00 AM	12/3/2012 7:51:00 PM	Chromium	Dissolved	=	1.3	µg/L	EPA 200.8	0.074	0.2	WKL	
MO-OXN	2012/13-2	Wet	11/18/2012 10:30:00 AM	12/3/2012 8:31:00 PM	Chromium	Total	=	12	µg/L	EPA 200.8	0.074	0.2	WKL	
MO-OXN	2012/13-2	Wet	11/18/2012 10:30:00 AM	12/3/2012 7:33:00 PM	Chromium VI	n/a	=	0.79	µg/L	EPA 218.6	0.0059	0.3	WKL	
MO-OXN	2012/13-2	Wet	11/18/2012 10:30:00 AM	12/3/2012 7:51:00 PM	Copper	Dissolved	=	11	µg/L	EPA 200.8	0.27	0.5	WKL	
MO-OXN	2012/13-2	Wet	11/18/2012 10:30:00 AM	12/3/2012 8:31:00 PM	Copper	Total	=	140	µg/L	EPA 200.8	0.27	0.5	WKL	
MO-OXN	2012/13-2	Wet	11/18/2012 10:30:00 AM	11/28/2012 12:50:00 PM	Iron	Dissolved	=	200	µg/L	EPA 200.7	1.1	10	WKL	
MO-OXN	2012/13-2	Wet	11/18/2012 10:30:00 AM	11/28/2012 12:53:00 PM	Iron	Total	=	6900	µg/L	EPA 200.7	1.1	10	WKL	
MO-OXN	2012/13-2	Wet	11/18/2012 10:30:00 AM	12/3/2012 7:51:00 PM	Lead	Dissolved	=	0.39	µg/L	EPA 200.8	0.011	0.2	WKL	
MO-OXN	2012/13-2	Wet	11/18/2012 10:30:00 AM	12/3/2012 8:31:00 PM	Lead	Total	=	26	µg/L	EPA 200.8	0.011	0.2	WKL	
MO-OXN	2012/13-2	Wet	11/18/2012 10:30:00 AM	12/5/2012 4:54:00 PM	Mercury	Dissolved	DNQ	11	ng/L	EPA 245.1	3.9	50	WKL	
MO-OXN	2012/13-2	Wet	11/18/2012 10:30:00 AM	12/5/2012 4:54:00 PM	Mercury	Total	=	56	ng/L	EPA 245.1	3.9	50	WKL	
MO-OXN	2012/13-2	Wet	11/18/2012 10:30:00 AM	12/3/2012 7:51:00 PM	Nickel	Dissolved	=	7.4	µg/L	EPA 200.8	0.13	0.8	WKL	
MO-OXN	2012/13-2	Wet	11/18/2012 10:30:00 AM	12/3/2012 8:31:00 PM	Nickel	Total	=	20	µg/L	EPA 200.8	0.13	0.8	WKL	
MO-OXN	2012/13-2	Wet	11/18/2012 10:30:00 AM	12/3/2012 7:51:00 PM	Selenium	Dissolved	=	0.55	µg/L	EPA 200.8	0.28	0.4	WKL	
MO-OXN	2012/13-2	Wet	11/18/2012 10:30:00 AM	12/3/2012 8:31:00 PM	Selenium	Total	=	1.2	µg/L	EPA 200.8	0.28	0.4	WKL	
MO-OXN	2012/13-2	Wet	11/18/2012 10:30:00 AM	12/3/2012 7:51:00 PM	Silver	Dissolved	<	0.027	µg/L	EPA 200.8	0.027	0.2	WKL	
MO-OXN	2012/13-2	Wet	11/18/2012 10:30:00 AM	12/3/2012 8:31:00 PM	Silver	Total	DNQ	0.19	µg/L	EPA 200.8	0.027	0.2	WKL	
MO-OXN	2012/13-2	Wet	11/18/2012 10:30:00 AM	12/3/2012 7:51:00 PM	Thallium	Dissolved	<	0.009	µg/L	EPA 200.8	0.009	0.2	WKL	
MO-OXN	2012/13-2	Wet	11/18/2012 10:30:00 AM	12/3/2012 8:31:00 PM	Thallium	Total	DNQ	0.11	µg/L	EPA 200.8	0.009	0.2	WKL	
MO-OXN	2012/13-2	Wet	11/18/2012 10:30:00 AM	12/3/2012 7:51:00 PM	Zinc	Dissolved	=	32	µg/L	EPA 200.8	1.1	5	WKL	

Appendix G
Laboratory Environmental Analysis Results

Site ID	Event	Event Type	Sample Date	Analysis Date	Constituent	Fraction	Sign	Result	Units	Method	MDL	Reporting Limit	Analyzing Laboratory	Qualifier
MO-OXN	2012/13-2	Wet	11/18/2012 10:30:00 AM	12/3/2012 8:31:00 PM	Zinc	Total	=	540	µg/L	EPA 200.8	1.1	5	WKL	
MO-OXN	2012/13-2	Wet	11/18/2012 10:30:00 AM	12/6/2012 2:45:00 PM	Ammonia as N	n/a	=	1.5	mg/L	EPA 350.1	0.048	0.1	WKL	
MO-OXN	2012/13-2	Wet	11/18/2012 10:30:00 AM	11/19/2012 7:32:00 PM	Nitrate + Nitrite as N	n/a	=	1.5	mg/L	EPA 353.2	0.01	0.1	WKL	
MO-OXN	2012/13-2	Wet	11/18/2012 10:30:00 AM	12/14/2012 12:47:00 PM	Phosphorus as P	Dissolved	=	0.19	mg/L	EPA 365.1	0.0014	0.01	WKL	
MO-OXN	2012/13-2	Wet	11/18/2012 10:30:00 AM	12/14/2012 11:40:00 AM	Phosphorus as P	Total	=	1.7	mg/L	EPA 365.1	0.07	0.5	WKL	DG
MO-OXN	2012/13-2	Wet	11/18/2012 10:30:00 AM	11/28/2012 4:25:00 PM	TKN	n/a	=	7.5	mg/L	EPA 351.2	0.37	0.5	WKL	D
MO-OXN	2012/13-2	Wet	11/18/2012 10:30:00 AM	11/28/2012 4:36:00 AM	1,2,4-Trichlorobenzene	n/a	<	1.1	µg/L	EPA 625	1.1	2	WKL	D, DF
MO-OXN	2012/13-2	Wet	11/18/2012 10:30:00 AM	11/28/2012 4:36:00 AM	1,2-Dichlorobenzene	n/a	<	1.1	µg/L	EPA 625	1.1	2	WKL	D, DF
MO-OXN	2012/13-2	Wet	11/18/2012 10:30:00 AM	11/28/2012 4:36:00 AM	1,2-Diphenylhydrazine	n/a	<	0.5	µg/L	EPA 625	0.5	2	WKL	D, DF
MO-OXN	2012/13-2	Wet	11/18/2012 10:30:00 AM	11/28/2012 4:36:00 AM	1,3-Dichlorobenzene	n/a	<	1.1	µg/L	EPA 625	1.1	2	WKL	D, DF
MO-OXN	2012/13-2	Wet	11/18/2012 10:30:00 AM	11/28/2012 4:36:00 AM	1,4-Dichlorobenzene	n/a	<	1.1	µg/L	EPA 625	1.1	2	WKL	D, DF
MO-OXN	2012/13-2	Wet	11/18/2012 10:30:00 AM	11/29/2012 6:26:00 AM	1-Methylnaphthalene	n/a	<	0.1	µg/L	EPA 8270Cm	0.1	0.1	WKL	
MO-OXN	2012/13-2	Wet	11/18/2012 10:30:00 AM	11/29/2012 10:26:00 PM	2,4,5-Trichlorophenol	n/a	<	0.29	µg/L	EPA 8270Cm	0.29	1	WKL	
MO-OXN	2012/13-2	Wet	11/18/2012 10:30:00 AM	11/29/2012 10:26:00 PM	2,4,6-Trichlorophenol	n/a	<	0.3	µg/L	EPA 8270Cm	0.3	1	WKL	EUM
MO-OXN	2012/13-2	Wet	11/18/2012 10:30:00 AM	11/29/2012 10:26:00 PM	2,4-Dichlorophenol	n/a	<	0.51	µg/L	EPA 8270Cm	0.51	1	WKL	
MO-OXN	2012/13-2	Wet	11/18/2012 10:30:00 AM	11/29/2012 10:26:00 PM	2,4-Dimethylphenol	n/a	<	1	µg/L	EPA 8270Cm	1	2	WKL	
MO-OXN	2012/13-2	Wet	11/18/2012 10:30:00 AM	11/29/2012 10:26:00 PM	2,4-Dinitrophenol	n/a	<	1	µg/L	EPA 8270Cm	1	2	WKL	
MO-OXN	2012/13-2	Wet	11/18/2012 10:30:00 AM	11/28/2012 4:36:00 AM	2,4-Dinitrotoluene	n/a	<	0.36	µg/L	EPA 625	0.36	2	WKL	D, DF
MO-OXN	2012/13-2	Wet	11/18/2012 10:30:00 AM	11/28/2012 4:36:00 AM	2,6-Dinitrotoluene	n/a	<	0.54	µg/L	EPA 625	0.54	2	WKL	D, DF
MO-OXN	2012/13-2	Wet	11/18/2012 10:30:00 AM	11/28/2012 4:36:00 AM	2-Chloronaphthalene	n/a	<	0.9	µg/L	EPA 625	0.9	2	WKL	D, DF
MO-OXN	2012/13-2	Wet	11/18/2012 10:30:00 AM	11/29/2012 10:26:00 PM	2-Chlorophenol	n/a	<	0.65	µg/L	EPA 8270Cm	0.65	1	WKL	EUM
MO-OXN	2012/13-2	Wet	11/18/2012 10:30:00 AM	11/29/2012 6:26:00 AM	2-Methylnaphthalene	n/a	<	0.1	µg/L	EPA 8270Cm	0.1	0.1	WKL	
MO-OXN	2012/13-2	Wet	11/18/2012 10:30:00 AM	11/29/2012 10:26:00 PM	2-Methylphenol	n/a	<	0.34	µg/L	EPA 8270Cm	0.34	1	WKL	
MO-OXN	2012/13-2	Wet	11/18/2012 10:30:00 AM	11/29/2012 10:26:00 PM	2-Nitrophenol	n/a	<	0.71	µg/L	EPA 8270Cm	0.71	1	WKL	
MO-OXN	2012/13-2	Wet	11/18/2012 10:30:00 AM	11/28/2012 4:36:00 AM	3,3'-Dichlorobenzidine	n/a	<	2.4	µg/L	EPA 625	2.4	10	WKL	D, DF
MO-OXN	2012/13-2	Wet	11/18/2012 10:30:00 AM	11/29/2012 10:26:00 PM	3-/4-Methylphenol	n/a	<	0.3	µg/L	EPA 8270Cm	0.3	1	WKL	
MO-OXN	2012/13-2	Wet	11/18/2012 10:30:00 AM	11/29/2012 10:26:00 PM	4,6-Dinitro-2-methylphenol	n/a	<	0.14	µg/L	EPA 8270Cm	0.14	1	WKL	
MO-OXN	2012/13-2	Wet	11/18/2012 10:30:00 AM	11/28/2012 4:36:00 AM	4-Bromophenyl phenyl ether	n/a	<	0.72	µg/L	EPA 625	0.72	2	WKL	D, DF
MO-OXN	2012/13-2	Wet	11/18/2012 10:30:00 AM	11/29/2012 10:26:00 PM	4-Chloro-3-methylphenol	n/a	<	0.37	µg/L	EPA 8270Cm	0.37	1	WKL	
MO-OXN	2012/13-2	Wet	11/18/2012 10:30:00 AM	11/28/2012 4:36:00 AM	4-Chlorophenyl phenyl ether	n/a	<	0.82	µg/L	EPA 625	0.82	2	WKL	D, DF
MO-OXN	2012/13-2	Wet	11/18/2012 10:30:00 AM	11/29/2012 10:26:00 PM	4-Nitrophenol	n/a	<	1	µg/L	EPA 8270Cm	1	2	WKL	
MO-OXN	2012/13-2	Wet	11/18/2012 10:30:00 AM	11/29/2012 6:26:00 AM	Acenaphthene	n/a	<	0.1	µg/L	EPA 8270Cm	0.1	0.1	WKL	EUM
MO-OXN	2012/13-2	Wet	11/18/2012 10:30:00 AM	11/29/2012 6:26:00 AM	Acenaphthylene	n/a	<	0.1	µg/L	EPA 8270Cm	0.1	0.1	WKL	
MO-OXN	2012/13-2	Wet	11/18/2012 10:30:00 AM	11/29/2012 6:26:00 AM	Anthracene	n/a	<	0.1	µg/L	EPA 8270Cm	0.1	0.1	WKL	
MO-OXN	2012/13-2	Wet	11/18/2012 10:30:00 AM	11/29/2012 6:26:00 AM	Benz(a)anthracene	n/a	<	0.1	µg/L	EPA 8270Cm	0.1	0.1	WKL	
MO-OXN	2012/13-2	Wet	11/18/2012 10:30:00 AM	11/28/2012 4:36:00 AM	Benzidine	n/a	<	7.3	µg/L	EPA 625	7.3	20	WKL	D, DF
MO-OXN	2012/13-2	Wet	11/18/2012 10:30:00 AM	12/6/2012 4:56:00 AM	Benzo(a)pyrene	n/a	<	0.07	µg/L	EPA 525.2	0.07	0.1	WKL	
MO-OXN	2012/13-2	Wet	11/18/2012 10:30:00 AM	11/29/2012 6:26:00 AM	Benzo(b)fluoranthene	n/a	=	0.13	µg/L	EPA 8270Cm	0.1	0.1	WKL	
MO-OXN	2012/13-2	Wet	11/18/2012 10:30:00 AM	11/29/2012 6:26:00 AM	Benzo(g,h,i)perylene	n/a	=	0.11	µg/L	EPA 8270Cm	0.1	0.1	WKL	
MO-OXN	2012/13-2	Wet	11/18/2012 10:30:00 AM	11/29/2012 6:26:00 AM	Benzo(k)fluoranthene	n/a	<	0.1	µg/L	EPA 8270Cm	0.1	0.1	WKL	
MO-OXN	2012/13-2	Wet	11/18/2012 10:30:00 AM	11/28/2012 4:36:00 AM	Bis(2-chloroethoxy)methane	n/a	<	0.5	µg/L	EPA 625	0.5	2	WKL	D, DF
MO-OXN	2012/13-2	Wet	11/18/2012 10:30:00 AM	11/28/2012 4:36:00 AM	Bis(2-chloroethyl)ether	n/a	<	0.54	µg/L	EPA 625	0.54	2	WKL	D, DF
MO-OXN	2012/13-2	Wet	11/18/2012 10:30:00 AM	11/28/2012 4:36:00 AM	Bis(2-chloroisopropyl)ether	n/a	<	0.76	µg/L	EPA 625	0.76	2	WKL	D, DF
MO-OXN	2012/13-2	Wet	11/18/2012 10:30:00 AM	12/6/2012 4:56:00 AM	Bis(2-ethylhexyl)adipate	n/a	<	0.1	µg/L	EPA 525.2	0.1	5	WKL	
MO-OXN	2012/13-2	Wet	11/18/2012 10:30:00 AM	12/6/2012 4:56:00 AM	Bis(2-ethylhexyl)phthalate	n/a	<	1.1	µg/L	EPA 525.2	1.1	3	WKL	
MO-OXN	2012/13-2	Wet	11/18/2012 10:30:00 AM	11/28/2012 4:36:00 AM	Butyl benzyl phthalate	n/a	DNQ	1.6	µg/L	EPA 625	0.36	2	WKL	D, DF
MO-OXN	2012/13-2	Wet	11/18/2012 10:30:00 AM	11/29/2012 6:26:00 AM	Chrysene	n/a	=	0.16	µg/L	EPA 8270Cm	0.1	0.1	WKL	
MO-OXN	2012/13-2	Wet	11/18/2012 10:30:00 AM	11/29/2012 6:26:00 AM	Dibenz(a,h)anthracene	n/a	<	0.1	µg/L	EPA 8270Cm	0.1	0.1	WKL	

Appendix G
Laboratory Environmental Analysis Results

Site ID	Event	Event Type	Sample Date	Analysis Date	Constituent	Fraction	Sign	Result	Units	Method	MDL	Reporting Limit	Analyzing Laboratory	Qualifier
MO-OXN	2012/13-2	Wet	11/18/2012 10:30:00 AM	11/28/2012 4:36:00 AM	Diethyl phthalate	n/a	DNQ	1.1	µg/L	EPA 625	0.3	2	WKL	D, DF
MO-OXN	2012/13-2	Wet	11/18/2012 10:30:00 AM	11/28/2012 4:36:00 AM	Dimethyl phthalate	n/a	<	0.36	µg/L	EPA 625	0.36	2	WKL	D, DF
MO-OXN	2012/13-2	Wet	11/18/2012 10:30:00 AM	11/28/2012 4:36:00 AM	Di-n-butylphthalate	n/a	<	0.48	µg/L	EPA 625	0.48	2	WKL	D, DF
MO-OXN	2012/13-2	Wet	11/18/2012 10:30:00 AM	11/28/2012 4:36:00 AM	Di-n-octylphthalate	n/a	<	0.38	µg/L	EPA 625	0.38	2	WKL	D, DF
MO-OXN	2012/13-2	Wet	11/18/2012 10:30:00 AM	11/29/2012 6:26:00 AM	Fluoranthene	n/a	=	0.11	µg/L	EPA 8270Cm	0.1	0.1	WKL	
MO-OXN	2012/13-2	Wet	11/18/2012 10:30:00 AM	11/29/2012 6:26:00 AM	Fluorene	n/a	<	0.1	µg/L	EPA 8270Cm	0.1	0.1	WKL	EUM
MO-OXN	2012/13-2	Wet	11/18/2012 10:30:00 AM	11/28/2012 4:36:00 AM	Hexachlorobenzene	n/a	<	0.98	µg/L	EPA 625	0.98	2	WKL	D, DF
MO-OXN	2012/13-2	Wet	11/18/2012 10:30:00 AM	11/28/2012 4:36:00 AM	Hexachlorobutadiene	n/a	<	0.94	µg/L	EPA 625	0.94	2	WKL	D, DF
MO-OXN	2012/13-2	Wet	11/18/2012 10:30:00 AM	11/28/2012 4:36:00 AM	Hexachlorocyclopentadiene	n/a	<	2.9	µg/L	EPA 625	2.9	10	WKL	D, DF
MO-OXN	2012/13-2	Wet	11/18/2012 10:30:00 AM	11/28/2012 4:36:00 AM	Hexachloroethane	n/a	<	1	µg/L	EPA 625	1	2	WKL	D, DF
MO-OXN	2012/13-2	Wet	11/18/2012 10:30:00 AM	11/29/2012 6:26:00 AM	Indeno(1,2,3-cd)pyrene	n/a	<	0.1	µg/L	EPA 8270Cm	0.1	0.1	WKL	
MO-OXN	2012/13-2	Wet	11/18/2012 10:30:00 AM	11/28/2012 4:36:00 AM	Isophorone	n/a	<	0.42	µg/L	EPA 625	0.42	2	WKL	D, DF
MO-OXN	2012/13-2	Wet	11/18/2012 10:30:00 AM	11/29/2012 6:26:00 AM	Naphthalene	n/a	<	0.1	µg/L	EPA 8270Cm	0.1	0.1	WKL	
MO-OXN	2012/13-2	Wet	11/18/2012 10:30:00 AM	11/28/2012 4:36:00 AM	Nitrobenzene	n/a	<	0.72	µg/L	EPA 625	0.72	2	WKL	D, DF
MO-OXN	2012/13-2	Wet	11/18/2012 10:30:00 AM	11/28/2012 4:36:00 AM	N-Nitrosodimethylamine	n/a	<	0.28	µg/L	EPA 625	0.28	2	WKL	D, DF, EUM
MO-OXN	2012/13-2	Wet	11/18/2012 10:30:00 AM	11/28/2012 4:36:00 AM	N-Nitrosodi-N-propylamine	n/a	<	0.52	µg/L	EPA 625	0.52	2	WKL	D, DF
MO-OXN	2012/13-2	Wet	11/18/2012 10:30:00 AM	11/28/2012 4:36:00 AM	N-Nitrosodiphenylamine	n/a	<	0.38	µg/L	EPA 625	0.38	2	WKL	D, DF
MO-OXN	2012/13-2	Wet	11/18/2012 10:30:00 AM	11/29/2012 6:26:00 AM	Phenanthrene	n/a	<	0.1	µg/L	EPA 8270Cm	0.1	0.1	WKL	EUM
MO-OXN	2012/13-2	Wet	11/18/2012 10:30:00 AM	11/29/2012 10:26:00 PM	Phenol	n/a	<	0.35	µg/L	EPA 8270Cm	0.35	1	WKL	
MO-OXN	2012/13-2	Wet	11/18/2012 10:30:00 AM	11/29/2012 6:26:00 AM	Pyrene	n/a	=	0.12	µg/L	EPA 8270Cm	0.1	0.1	WKL	EUM
MO-OXN	2012/13-2	Wet	11/18/2012 10:30:00 AM	11/28/2012 6:31:00 AM	PCB Aroclor 1016	n/a	<	0.05	µg/L	EPA 608	0.05	0.5	WKL	
MO-OXN	2012/13-2	Wet	11/18/2012 10:30:00 AM	11/28/2012 6:31:00 AM	PCB Aroclor 1221	n/a	<	0.06	µg/L	EPA 608	0.06	0.5	WKL	
MO-OXN	2012/13-2	Wet	11/18/2012 10:30:00 AM	11/28/2012 6:31:00 AM	PCB Aroclor 1232	n/a	<	0.15	µg/L	EPA 608	0.15	0.5	WKL	
MO-OXN	2012/13-2	Wet	11/18/2012 10:30:00 AM	11/28/2012 6:31:00 AM	PCB Aroclor 1242	n/a	<	0.07	µg/L	EPA 608	0.07	0.5	WKL	
MO-OXN	2012/13-2	Wet	11/18/2012 10:30:00 AM	11/28/2012 6:31:00 AM	PCB Aroclor 1248	n/a	<	0.06	µg/L	EPA 608	0.06	0.5	WKL	
MO-OXN	2012/13-2	Wet	11/18/2012 10:30:00 AM	11/28/2012 6:31:00 AM	PCB Aroclor 1254	n/a	<	0.04	µg/L	EPA 608	0.04	0.5	WKL	
MO-OXN	2012/13-2	Wet	11/18/2012 10:30:00 AM	11/28/2012 6:31:00 AM	PCB Aroclor 1260	n/a	<	0.04	µg/L	EPA 608	0.04	0.5	WKL	
MO-OXN	2012/13-2	Wet	11/18/2012 10:30:00 AM	12/2/2012 4:03:00 AM	2,4,5-T	n/a	<	0.07	µg/L	EPA 515.3	0.07	0.2	WKL	
MO-OXN	2012/13-2	Wet	11/18/2012 10:30:00 AM	12/2/2012 4:03:00 AM	2,4,5-TP	n/a	<	0.09	µg/L	EPA 515.3	0.09	0.2	WKL	
MO-OXN	2012/13-2	Wet	11/18/2012 10:30:00 AM	12/2/2012 4:03:00 AM	2,4-D	n/a	<	0.07	µg/L	EPA 515.3	0.07	0.4	WKL	
MO-OXN	2012/13-2	Wet	11/18/2012 10:30:00 AM	12/2/2012 4:03:00 AM	2,4-DB	n/a	<	0.07	µg/L	EPA 515.3	0.07	2	WKL	
MO-OXN	2012/13-2	Wet	11/18/2012 10:30:00 AM	12/2/2012 4:03:00 AM	3,5-Dichlorobenzoic acid	n/a	<	0.09	µg/L	EPA 515.3	0.09	1	WKL	
MO-OXN	2012/13-2	Wet	11/18/2012 10:30:00 AM	11/28/2012 6:31:00 AM	4,4'-DDD	n/a	<	0.003	µg/L	EPA 608	0.003	0.05	WKL	
MO-OXN	2012/13-2	Wet	11/18/2012 10:30:00 AM	11/28/2012 6:31:00 AM	4,4'-DDE	n/a	<	0.0025	µg/L	EPA 608	0.0025	0.05	WKL	
MO-OXN	2012/13-2	Wet	11/18/2012 10:30:00 AM	11/28/2012 6:31:00 AM	4,4'-DDT	n/a	<	0.0031	µg/L	EPA 608	0.0031	0.01	WKL	
MO-OXN	2012/13-2	Wet	11/18/2012 10:30:00 AM	12/2/2012 4:03:00 AM	Acifluorfen	n/a	<	0.06	µg/L	EPA 515.3	0.06	0.4	WKL	
MO-OXN	2012/13-2	Wet	11/18/2012 10:30:00 AM	12/6/2012 4:56:00 AM	Alachlor	n/a	<	0.022	µg/L	EPA 525.2	0.022	0.1	WKL	
MO-OXN	2012/13-2	Wet	11/18/2012 10:30:00 AM	11/28/2012 6:31:00 AM	Aldrin	n/a	<	0.0015	µg/L	EPA 608	0.0015	0.005	WKL	
MO-OXN	2012/13-2	Wet	11/18/2012 10:30:00 AM	11/28/2012 6:31:00 AM	alpha-BHC	n/a	<	0.0018	µg/L	EPA 608	0.0018	0.01	WKL	
MO-OXN	2012/13-2	Wet	11/18/2012 10:30:00 AM	11/28/2012 6:31:00 AM	alpha-Chlordane	n/a	<	0.0041	µg/L	EPA 608	0.0041	0.01	WKL	
MO-OXN	2012/13-2	Wet	11/18/2012 10:30:00 AM	12/6/2012 4:56:00 AM	Atrazine	n/a	<	0.034	µg/L	EPA 525.2	0.034	0.1	WKL	GB
MO-OXN	2012/13-2	Wet	11/18/2012 10:30:00 AM	12/14/2012 12:10:00 PM	Azinphos methyl	n/a	<	0.0055	µg/L	EPA 525.2	0.0055	0.01	WKL	
MO-OXN	2012/13-2	Wet	11/18/2012 10:30:00 AM	12/2/2012 4:03:00 AM	Bentazon	n/a	<	0.11	µg/L	EPA 515.3	0.11	2	WKL	
MO-OXN	2012/13-2	Wet	11/18/2012 10:30:00 AM	11/28/2012 6:31:00 AM	beta-BHC	n/a	<	0.0031	µg/L	EPA 608	0.0031	0.005	WKL	
MO-OXN	2012/13-2	Wet	11/18/2012 10:30:00 AM	12/14/2012 12:10:00 PM	Bolstar	n/a	<	0.0046	µg/L	EPA 525.2	0.0046	0.01	WKL	
MO-OXN	2012/13-2	Wet	11/18/2012 10:30:00 AM	12/6/2012 4:56:00 AM	Bromacil	n/a	<	0.038	µg/L	EPA 525.2	0.038	1	WKL	GB
MO-OXN	2012/13-2	Wet	11/18/2012 10:30:00 AM	12/6/2012 4:56:00 AM	Butachlor	n/a	<	0.017	µg/L	EPA 525.2	0.017	0.2	WKL	
MO-OXN	2012/13-2	Wet	11/18/2012 10:30:00 AM	12/6/2012 4:56:00 AM	Captan	n/a	<	0.86	µg/L	EPA 525.2	0.86	1	WKL	GB

Appendix G
Laboratory Environmental Analysis Results

Site ID	Event	Event Type	Sample Date	Analysis Date	Constituent	Fraction	Sign	Result	Units	Method	MDL	Reporting Limit	Analyzing Laboratory	Qualifier
MO-OXN	2012/13-2	Wet	11/18/2012 10:30:00 AM	11/28/2012 6:31:00 AM	Chlordane (technical)	n/a	<	0.08	µg/L	EPA 608	0.08	0.1	WKL	
MO-OXN	2012/13-2	Wet	11/18/2012 10:30:00 AM	12/6/2012 4:56:00 AM	Chloropropham	n/a	<	0.01	µg/L	EPA 525.2	0.01	0.1	WKL	
MO-OXN	2012/13-2	Wet	11/18/2012 10:30:00 AM	12/14/2012 12:10:00 PM	Chlorpyrifos	n/a	=	0.14	µg/L	EPA 525.2	0.0069	0.01	WKL	
MO-OXN	2012/13-2	Wet	11/18/2012 10:30:00 AM	12/14/2012 12:10:00 PM	Coumaphos	n/a	<	0.0051	µg/L	EPA 525.2	0.0051	0.01	WKL	
MO-OXN	2012/13-2	Wet	11/18/2012 10:30:00 AM	12/6/2012 4:56:00 AM	Cyanazine	n/a	<	0.024	µg/L	EPA 525.2	0.024	0.1	WKL	GB
MO-OXN	2012/13-2	Wet	11/18/2012 10:30:00 AM	12/2/2012 4:03:00 AM	Dalapon	n/a	<	0.1	µg/L	EPA 515.3	0.1	0.4	WKL	
MO-OXN	2012/13-2	Wet	11/18/2012 10:30:00 AM	12/2/2012 4:03:00 AM	DCPA (Dacthal)	n/a	<	0.07	µg/L	EPA 515.3	0.07	0.1	WKL	
MO-OXN	2012/13-2	Wet	11/18/2012 10:30:00 AM	11/28/2012 6:31:00 AM	delta-BHC	n/a	<	0.0025	µg/L	EPA 608	0.0025	0.005	WKL	
MO-OXN	2012/13-2	Wet	11/18/2012 10:30:00 AM	12/14/2012 12:10:00 PM	Demeton-O	n/a	<	0.01	µg/L	EPA 525.2	0.01	0.01	WKL	
MO-OXN	2012/13-2	Wet	11/18/2012 10:30:00 AM	12/14/2012 12:10:00 PM	Demeton-S	n/a	<	0.01	µg/L	EPA 525.2	0.01	0.01	WKL	
MO-OXN	2012/13-2	Wet	11/18/2012 10:30:00 AM	12/14/2012 12:10:00 PM	Diazinon	n/a	DNQ	0.0088	µg/L	EPA 525.2	0.0052	0.01	WKL	
MO-OXN	2012/13-2	Wet	11/18/2012 10:30:00 AM	12/2/2012 4:03:00 AM	Dicamba	n/a	<	0.12	µg/L	EPA 515.3	0.12	0.6	WKL	
MO-OXN	2012/13-2	Wet	11/18/2012 10:30:00 AM	12/2/2012 4:03:00 AM	Dichlorprop	n/a	<	0.08	µg/L	EPA 515.3	0.08	0.3	WKL	
MO-OXN	2012/13-2	Wet	11/18/2012 10:30:00 AM	12/14/2012 12:10:00 PM	Dichlorvos	n/a	<	0.0029	µg/L	EPA 525.2	0.0029	0.01	WKL	
MO-OXN	2012/13-2	Wet	11/18/2012 10:30:00 AM	11/28/2012 6:31:00 AM	Dieldrin	n/a	<	0.0021	µg/L	EPA 608	0.0021	0.01	WKL	
MO-OXN	2012/13-2	Wet	11/18/2012 10:30:00 AM	12/14/2012 12:10:00 PM	Dimethoate	n/a	<	0.0062	µg/L	EPA 525.2	0.0062	0.01	WKL	
MO-OXN	2012/13-2	Wet	11/18/2012 10:30:00 AM	12/2/2012 4:03:00 AM	Dinoseb	n/a	<	0.14	µg/L	EPA 515.3	0.14	0.4	WKL	
MO-OXN	2012/13-2	Wet	11/18/2012 10:30:00 AM	12/6/2012 4:56:00 AM	Diphenamid	n/a	<	0.024	µg/L	EPA 525.2	0.024	0.1	WKL	
MO-OXN	2012/13-2	Wet	11/18/2012 10:30:00 AM	12/14/2012 12:10:00 PM	Disulfoton	n/a	<	0.01	µg/L	EPA 525.2	0.01	0.01	WKL	
MO-OXN	2012/13-2	Wet	11/18/2012 10:30:00 AM	11/28/2012 6:31:00 AM	Endosulfan I	n/a	<	0.0017	µg/L	EPA 608	0.0017	0.02	WKL	
MO-OXN	2012/13-2	Wet	11/18/2012 10:30:00 AM	11/28/2012 6:31:00 AM	Endosulfan II	n/a	<	0.0019	µg/L	EPA 608	0.0019	0.01	WKL	
MO-OXN	2012/13-2	Wet	11/18/2012 10:30:00 AM	11/28/2012 6:31:00 AM	Endosulfan sulfate	n/a	<	0.008	µg/L	EPA 608	0.008	0.05	WKL	
MO-OXN	2012/13-2	Wet	11/18/2012 10:30:00 AM	11/28/2012 6:31:00 AM	Endrin	n/a	<	0.0028	µg/L	EPA 608	0.0028	0.01	WKL	
MO-OXN	2012/13-2	Wet	11/18/2012 10:30:00 AM	11/28/2012 6:31:00 AM	Endrin aldehyde	n/a	<	0.003	µg/L	EPA 608	0.003	0.01	WKL	
MO-OXN	2012/13-2	Wet	11/18/2012 10:30:00 AM	12/6/2012 4:56:00 AM	EPTC	n/a	<	0.017	µg/L	EPA 525.2	0.017	1	WKL	
MO-OXN	2012/13-2	Wet	11/18/2012 10:30:00 AM	12/14/2012 12:10:00 PM	Ethoprop	n/a	<	0.0067	µg/L	EPA 525.2	0.0067	0.01	WKL	
MO-OXN	2012/13-2	Wet	11/18/2012 10:30:00 AM	12/14/2012 12:10:00 PM	Ethyl parathion	n/a	<	0.0054	µg/L	EPA 525.2	0.0054	0.01	WKL	
MO-OXN	2012/13-2	Wet	11/18/2012 10:30:00 AM	12/14/2012 12:10:00 PM	Fensulfothion	n/a	<	0.0029	µg/L	EPA 525.2	0.0029	0.01	WKL	
MO-OXN	2012/13-2	Wet	11/18/2012 10:30:00 AM	12/14/2012 12:10:00 PM	Fenthion	n/a	<	0.0038	µg/L	EPA 525.2	0.0038	0.01	WKL	
MO-OXN	2012/13-2	Wet	11/18/2012 10:30:00 AM	11/28/2012 6:31:00 AM	gamma-BHC (Lindane)	n/a	<	0.0021	µg/L	EPA 608	0.0021	0.02	WKL	
MO-OXN	2012/13-2	Wet	11/18/2012 10:30:00 AM	11/28/2012 6:31:00 AM	gamma-Chlordane	n/a	<	0.0044	µg/L	EPA 608	0.0044	0.01	WKL	
MO-OXN	2012/13-2	Wet	11/18/2012 10:30:00 AM	11/28/2012 6:40:00 PM	Glyphosate	n/a	=	32	µg/L	EPA 547	1.8	5	WKL	
MO-OXN	2012/13-2	Wet	11/18/2012 10:30:00 AM	11/28/2012 6:31:00 AM	Heptachlor	n/a	<	0.0017	µg/L	EPA 608	0.0017	0.01	WKL	
MO-OXN	2012/13-2	Wet	11/18/2012 10:30:00 AM	11/28/2012 6:31:00 AM	Heptachlor epoxide	n/a	<	0.0019	µg/L	EPA 608	0.0019	0.01	WKL	
MO-OXN	2012/13-2	Wet	11/18/2012 10:30:00 AM	12/14/2012 12:10:00 PM	Malathion	n/a	<	0.0076	µg/L	EPA 525.2	0.0076	0.01	WKL	
MO-OXN	2012/13-2	Wet	11/18/2012 10:30:00 AM	12/14/2012 12:10:00 PM	Merphos	n/a	<	0.0058	µg/L	EPA 525.2	0.0058	0.01	WKL	
MO-OXN	2012/13-2	Wet	11/18/2012 10:30:00 AM	11/28/2012 6:31:00 AM	Methoxychlor	n/a	<	0.0054	µg/L	EPA 608	0.0054	0.02	WKL	
MO-OXN	2012/13-2	Wet	11/18/2012 10:30:00 AM	12/14/2012 12:10:00 PM	Methyl parathion	n/a	<	0.0063	µg/L	EPA 525.2	0.0063	0.01	WKL	
MO-OXN	2012/13-2	Wet	11/18/2012 10:30:00 AM	12/6/2012 4:56:00 AM	Metolachlor	n/a	<	0.012	µg/L	EPA 525.2	0.012	0.1	WKL	
MO-OXN	2012/13-2	Wet	11/18/2012 10:30:00 AM	12/6/2012 4:56:00 AM	Metribuzin	n/a	<	0.015	µg/L	EPA 525.2	0.015	0.1	WKL	
MO-OXN	2012/13-2	Wet	11/18/2012 10:30:00 AM	12/14/2012 12:10:00 PM	Mevinphos	n/a	<	0.0042	µg/L	EPA 525.2	0.0042	0.01	WKL	
MO-OXN	2012/13-2	Wet	11/18/2012 10:30:00 AM	12/6/2012 4:56:00 AM	Molinate	n/a	<	0.039	µg/L	EPA 525.2	0.039	0.1	WKL	
MO-OXN	2012/13-2	Wet	11/18/2012 10:30:00 AM	12/14/2012 12:10:00 PM	Naled	n/a	<	0.0076	µg/L	EPA 525.2	0.0076	0.1	WKL	
MO-OXN	2012/13-2	Wet	11/18/2012 10:30:00 AM	12/2/2012 4:03:00 AM	Pentachlorophenol	n/a	<	0.04	µg/L	EPA 515.3	0.04	0.2	WKL	
MO-OXN	2012/13-2	Wet	11/18/2012 10:30:00 AM	12/14/2012 12:10:00 PM	Phorate	n/a	<	0.003	µg/L	EPA 525.2	0.003	0.01	WKL	
MO-OXN	2012/13-2	Wet	11/18/2012 10:30:00 AM	12/2/2012 4:03:00 AM	Picloram	n/a	<	0.05	µg/L	EPA 515.3	0.05	0.6	WKL	
MO-OXN	2012/13-2	Wet	11/18/2012 10:30:00 AM	12/6/2012 4:56:00 AM	Prometon	n/a	<	0.024	µg/L	EPA 525.2	0.024	0.2	WKL	
MO-OXN	2012/13-2	Wet	11/18/2012 10:30:00 AM	12/6/2012 4:56:00 AM	Prometryn	n/a	<	0.036	µg/L	EPA 525.2	0.036	0.1	WKL	

Appendix G
Laboratory Environmental Analysis Results

Site ID	Event	Event Type	Sample Date	Analysis Date	Constituent	Fraction	Sign	Result	Units	Method	MDL	Reporting Limit	Analyzing Laboratory	Qualifier
MO-OXN	2012/13-2	Wet	11/18/2012 10:30:00 AM	12/14/2012 12:10:00 PM	Ronnel (Fenchlorphos)	n/a	<	0.0041	µg/L	EPA 525.2	0.0041	0.01	WKL	
MO-OXN	2012/13-2	Wet	11/18/2012 10:30:00 AM	12/6/2012 4:56:00 AM	Simazine	n/a	<	0.015	µg/L	EPA 525.2	0.015	0.1	WKL	
MO-OXN	2012/13-2	Wet	11/18/2012 10:30:00 AM	12/14/2012 12:10:00 PM	Stirophos (Tetrachlorvinphos)	n/a	<	0.0031	µg/L	EPA 525.2	0.0031	0.01	WKL	
MO-OXN	2012/13-2	Wet	11/18/2012 10:30:00 AM	12/6/2012 4:56:00 AM	Terbacil	n/a	<	0.55	µg/L	EPA 525.2	0.55	2	WKL	
MO-OXN	2012/13-2	Wet	11/18/2012 10:30:00 AM	12/6/2012 4:56:00 AM	Thiobencarb	n/a	<	0.025	µg/L	EPA 525.2	0.025	0.2	WKL	
MO-OXN	2012/13-2	Wet	11/18/2012 10:30:00 AM	12/14/2012 12:10:00 PM	Tokuthion	n/a	<	0.0078	µg/L	EPA 525.2	0.0078	0.01	WKL	
MO-OXN	2012/13-2	Wet	11/18/2012 10:30:00 AM	11/28/2012 6:31:00 AM	Toxaphene	n/a	<	0.12	µg/L	EPA 608	0.12	0.5	WKL	
MO-OXN	2012/13-2	Wet	11/18/2012 10:30:00 AM	12/14/2012 12:10:00 PM	Trichloronate	n/a	<	0.0067	µg/L	EPA 525.2	0.0067	0.01	WKL	
MO-OXN	2012/13-2	Wet	11/18/2012 10:30:00 AM	12/6/2012 4:56:00 AM	Trithion	n/a	<	0.012	µg/L	EPA 525.2	0.012	0.1	WKL	
MO-OXN	2012/13-3	Wet	2/19/2013 7:30:00 PM	2/20/2013 6:30:00 PM	E. Coli	n/a	=	738	MPN/100 mL	MMO-MUG	10	10	VCHCA	
MO-OXN	2012/13-3	Wet	2/19/2013 7:30:00 PM	2/23/2013 10:10:00 PM	Fecal Coliform	n/a	=	500	MPN/100 mL	SM 9221 E	2	2	VCHCA	
MO-OXN	2012/13-3	Wet	2/19/2013 7:30:00 PM	2/20/2013 6:30:00 PM	Total Coliform	n/a	=	15531	MPN/100 mL	MMO-MUG	10	10	VCHCA	
MO-OXN	2012/13-3	Wet	2/19/2013 7:30:00 PM	2/19/2013 7:30:00 PM	Conductivity	n/a	=	813	µmhos/cm	Field Meter	-88	1	Field Crew	
MO-OXN	2012/13-3	Wet	2/19/2013 7:30:00 PM	3/8/2013 9:35:00 PM	Cyanide	Total	<	0.0027	mg/L	EPA 335.4	0.0027	0.005	WKL	
MO-OXN	2012/13-3	Wet	2/19/2013 7:30:00 PM	2/19/2013 7:30:00 PM	DO	n/a	=	11.8	mg/L	Field Meter	-88	0.3	Field Crew	
MO-OXN	2012/13-3	Wet	2/19/2013 7:30:00 PM	2/19/2013 7:30:00 PM	DO	n/a	=	112	%	Field Meter	-88	0.1	Field Crew	
MO-OXN	2012/13-3	Wet	2/19/2013 7:30:00 PM	2/19/2013 7:30:00 PM	pH	n/a	=	9.06	pH Units	Field Meter	-88	0.01	Field Crew	
MO-OXN	2012/13-3	Wet	2/19/2013 7:30:00 PM	2/19/2013 7:30:00 PM	Salinity	n/a	=	530	mg/L	Field Meter	-88	100	Field Crew	
MO-OXN	2012/13-3	Wet	2/19/2013 7:30:00 PM	2/19/2013 7:30:00 PM	Specific Conductance	n/a	=	1073	µmhos/cm	Field Meter	-88	1	Field Crew	
MO-OXN	2012/13-3	Wet	2/19/2013 7:30:00 PM	2/19/2013 7:30:00 PM	Temperature	n/a	=	12.5	°C	Field Meter	-88	0.1	Field Crew	
MO-OXN	2012/13-3	Wet	2/19/2013 7:30:00 PM	3/4/2013 6:09:00 PM	Oil and Grease	n/a	<	1.3	mg/L	EPA 1664A	1.3	5	WKL	
MO-OXN	2012/13-3	Wet	2/19/2013 7:30:00 PM	3/4/2013 6:09:00 PM	TPH	n/a	<	1.9	mg/L	EPA 1664A	1.9	5	WKL	
MO-OXN	2012/13-3	Wet	2/19/2013 7:30:00 PM	2/28/2013 12:29:00 AM	2-Chloroethyl vinyl ether	n/a	<	0.61	µg/L	EPA 524.2	0.61	1	WKL	
MO-OXN	2012/13-3	Wet	2/19/2013 7:30:00 PM	2/28/2013 12:29:00 AM	Methyl tert-butyl ether (MTBE)	n/a	<	0.19	µg/L	EPA 524.2	0.19	2	WKL	
MO-OXN	2012/13-3	Wet	2/20/2013 9:40:00 AM	2/28/2013 12:03:00 PM	Chloride	n/a	=	27	mg/L	EPA 300.0	0.1	0.5	WKL	
MO-OXN	2012/13-3	Wet	2/20/2013 9:40:00 AM	2/28/2013 12:03:00 PM	Fluoride	n/a	=	0.28	mg/L	EPA 300.0	0.02	0.1	WKL	
MO-OXN	2012/13-3	Wet	2/20/2013 9:40:00 AM	3/1/2013 4:10:00 PM	Perchlorate	n/a	<	1.9	µg/L	EPA 314.0	1.9	4	WKL	D
MO-OXN	2012/13-3	Wet	2/20/2013 9:40:00 AM	2/25/2013 2:26:00 PM	Calcium	Total	=	26.3	mg/L	EPA 200.7	0.0156	0.1	WKL	
MO-OXN	2012/13-3	Wet	2/20/2013 9:40:00 AM	2/25/2013 2:26:00 PM	Magnesium	Total	=	7.74	mg/L	EPA 200.7	0.0121	0.1	WKL	
MO-OXN	2012/13-3	Wet	2/20/2013 9:40:00 AM	2/25/2013 10:23:00 PM	Alkalinity as CaCO3	n/a	=	50	mg/L	SM 2320 B	0.56	2	WKL	
MO-OXN	2012/13-3	Wet	2/20/2013 9:40:00 AM	2/26/2013 5:11:00 PM	BOD	n/a	=	22	mg/L	SM 5210 B	0.1	2	WKL	
MO-OXN	2012/13-3	Wet	2/20/2013 9:40:00 AM	3/2/2013 4:05:00 PM	COD	n/a	=	210	mg/L	EPA 410.4	0.73	5	WKL	
MO-OXN	2012/13-3	Wet	2/20/2013 9:40:00 AM	2/25/2013 2:26:00 PM	Hardness as CaCO3	Total	=	97.7	mg/L	EPA 200.7	0.0885	0.662	WKL	
MO-OXN	2012/13-3	Wet	2/20/2013 9:40:00 AM	2/21/2013 9:38:00 PM	MBAS	n/a	=	1.2	mg/L	SM 5540 C	0.076	0.2	WKL	D
MO-OXN	2012/13-3	Wet	2/20/2013 9:40:00 AM	3/4/2013 1:33:00 PM	Phenolics	n/a	=	0.033	mg/L	EPA 420.4	0.0042	0.01	WKL	
MO-OXN	2012/13-3	Wet	2/20/2013 9:40:00 AM	3/4/2013 7:13:00 PM	Specific Conductance	n/a	=	340	µmhos/cm	SM 2510 B	0.23	2	WKL	
MO-OXN	2012/13-3	Wet	2/20/2013 9:40:00 AM	2/22/2013 3:37:00 PM	Total Dissolved Solids	n/a	=	230	mg/L	SM 2540 C	4	10	WKL	
MO-OXN	2012/13-3	Wet	2/20/2013 9:40:00 AM	3/4/2013 10:20:00 AM	Total Organic Carbon	n/a	=	43	mg/L	SM 5310 C	0.18	6	WKL	D
MO-OXN	2012/13-3	Wet	2/20/2013 9:40:00 AM	2/26/2013 8:27:00 PM	Total Suspended Solids	n/a	=	97	mg/L	SM 2540 D	5	5	WKL	
MO-OXN	2012/13-3	Wet	2/20/2013 9:40:00 AM	2/21/2013 7:26:00 PM	Turbidity	n/a	=	39	NTU	EPA 180.1	0.024	0.1	WKL	
MO-OXN	2012/13-3	Wet	2/20/2013 9:40:00 AM	2/26/2013 8:27:00 PM	Volatile Suspended Solids	n/a	=	42	mg/L	EPA 160.4	3.1	5	WKL	
MO-OXN	2012/13-3	Wet	2/20/2013 9:40:00 AM	3/5/2013 5:24:00 PM	Aluminum	Dissolved	=	37	µg/L	EPA 200.8	0.61	5	WKL	
MO-OXN	2012/13-3	Wet	2/20/2013 9:40:00 AM	3/5/2013 5:32:00 PM	Aluminum	Total	=	2100	µg/L	EPA 200.8	2.1	5	WKL	
MO-OXN	2012/13-3	Wet	2/20/2013 9:40:00 AM	3/5/2013 5:24:00 PM	Antimony	Dissolved	=	1.6	µg/L	EPA 200.8	0.04	0.5	WKL	
MO-OXN	2012/13-3	Wet	2/20/2013 9:40:00 AM	3/5/2013 5:32:00 PM	Antimony	Total	=	3.5	µg/L	EPA 200.8	0.04	0.5	WKL	
MO-OXN	2012/13-3	Wet	2/20/2013 9:40:00 AM	3/5/2013 5:24:00 PM	Arsenic	Dissolved	=	1.8	µg/L	EPA 200.8	0.036	0.4	WKL	
MO-OXN	2012/13-3	Wet	2/20/2013 9:40:00 AM	3/5/2013 5:32:00 PM	Arsenic	Total	=	2.6	µg/L	EPA 200.8	0.13	0.4	WKL	
MO-OXN	2012/13-3	Wet	2/20/2013 9:40:00 AM	3/5/2013 5:24:00 PM	Beryllium	Dissolved	<	0.088	µg/L	EPA 200.8	0.088	0.1	WKL	

Appendix G
Laboratory Environmental Analysis Results

Site ID	Event	Event Type	Sample Date	Analysis Date	Constituent	Fraction	Sign	Result	Units	Method	MDL	Reporting Limit	Analyzing Laboratory	Qualifier
MO-OXN	2012/13-3	Wet	2/20/2013 9:40:00 AM	3/5/2013 5:32:00 PM	Beryllium	Total	<	0.088	µg/L	EPA 200.8	0.088	0.1	WKL	
MO-OXN	2012/13-3	Wet	2/20/2013 9:40:00 AM	3/5/2013 5:24:00 PM	Cadmium	Dissolved	=	0.14	µg/L	EPA 200.8	0.02	0.1	WKL	
MO-OXN	2012/13-3	Wet	2/20/2013 9:40:00 AM	3/5/2013 5:32:00 PM	Cadmium	Total	=	0.44	µg/L	EPA 200.8	0.02	0.1	WKL	
MO-OXN	2012/13-3	Wet	2/20/2013 9:40:00 AM	3/5/2013 5:24:00 PM	Chromium	Dissolved	=	1.4	µg/L	EPA 200.8	0.074	0.2	WKL	
MO-OXN	2012/13-3	Wet	2/20/2013 9:40:00 AM	3/5/2013 5:32:00 PM	Chromium	Total	=	6.1	µg/L	EPA 200.8	0.074	0.2	WKL	
MO-OXN	2012/13-3	Wet	2/20/2013 9:40:00 AM	3/4/2013 9:56:00 AM	Chromium VI	n/a	DNQ	0.041	µg/L	EPA 218.6	0.0059	0.3	WKL	
MO-OXN	2012/13-3	Wet	2/20/2013 9:40:00 AM	3/5/2013 5:24:00 PM	Copper	Dissolved	=	21	µg/L	EPA 200.8	0.27	0.5	WKL	
MO-OXN	2012/13-3	Wet	2/20/2013 9:40:00 AM	3/5/2013 5:32:00 PM	Copper	Total	=	56	µg/L	EPA 200.8	0.27	0.5	WKL	
MO-OXN	2012/13-3	Wet	2/20/2013 9:40:00 AM	2/25/2013 2:24:00 PM	Iron	Dissolved	=	89	µg/L	EPA 200.7	1.1	10	WKL	
MO-OXN	2012/13-3	Wet	2/20/2013 9:40:00 AM	2/25/2013 2:26:00 PM	Iron	Total	=	3100	µg/L	EPA 200.7	1.1	10	WKL	
MO-OXN	2012/13-3	Wet	2/20/2013 9:40:00 AM	3/5/2013 5:24:00 PM	Lead	Dissolved	=	0.47	µg/L	EPA 200.8	0.011	0.2	WKL	
MO-OXN	2012/13-3	Wet	2/20/2013 9:40:00 AM	3/5/2013 5:32:00 PM	Lead	Total	=	9.4	µg/L	EPA 200.8	0.035	0.2	WKL	
MO-OXN	2012/13-3	Wet	2/20/2013 9:40:00 AM	3/5/2013 7:28:00 PM	Mercury	Dissolved	DNQ	16	ng/L	EPA 245.1	3.9	50	WKL	
MO-OXN	2012/13-3	Wet	2/20/2013 9:40:00 AM	3/5/2013 7:28:00 PM	Mercury	Total	DNQ	39	ng/L	EPA 245.1	3.9	50	WKL	
MO-OXN	2012/13-3	Wet	2/20/2013 9:40:00 AM	3/5/2013 5:24:00 PM	Nickel	Dissolved	=	6.6	µg/L	EPA 200.8	0.13	0.8	WKL	
MO-OXN	2012/13-3	Wet	2/20/2013 9:40:00 AM	3/5/2013 5:32:00 PM	Nickel	Total	=	11	µg/L	EPA 200.8	0.13	0.8	WKL	
MO-OXN	2012/13-3	Wet	2/20/2013 9:40:00 AM	3/5/2013 5:24:00 PM	Selenium	Dissolved	=	0.76	µg/L	EPA 200.8	0.28	0.4	WKL	
MO-OXN	2012/13-3	Wet	2/20/2013 9:40:00 AM	3/5/2013 5:32:00 PM	Selenium	Total	=	0.84	µg/L	EPA 200.8	0.28	0.4	WKL	
MO-OXN	2012/13-3	Wet	2/20/2013 9:40:00 AM	3/5/2013 5:24:00 PM	Silver	Dissolved	<	0.027	µg/L	EPA 200.8	0.027	0.2	WKL	
MO-OXN	2012/13-3	Wet	2/20/2013 9:40:00 AM	3/5/2013 5:32:00 PM	Silver	Total	DNQ	0.07	µg/L	EPA 200.8	0.027	0.2	WKL	
MO-OXN	2012/13-3	Wet	2/20/2013 9:40:00 AM	3/5/2013 5:24:00 PM	Thallium	Dissolved	<	0.009	µg/L	EPA 200.8	0.009	0.2	WKL	
MO-OXN	2012/13-3	Wet	2/20/2013 9:40:00 AM	3/5/2013 5:32:00 PM	Thallium	Total	<	0.034	µg/L	EPA 200.8	0.034	0.2	WKL	
MO-OXN	2012/13-3	Wet	2/20/2013 9:40:00 AM	3/5/2013 5:24:00 PM	Zinc	Dissolved	=	140	µg/L	EPA 200.8	1.1	5	WKL	
MO-OXN	2012/13-3	Wet	2/20/2013 9:40:00 AM	3/5/2013 5:32:00 PM	Zinc	Total	=	300	µg/L	EPA 200.8	1.1	5	WKL	
MO-OXN	2012/13-3	Wet	2/20/2013 9:40:00 AM	3/12/2013 6:52:00 PM	Ammonia as N	n/a	=	1.4	mg/L	EPA 350.1	0.048	0.1	WKL	
MO-OXN	2012/13-3	Wet	2/20/2013 9:40:00 AM	2/21/2013 8:09:00 PM	Nitrate + Nitrite as N	n/a	=	1.5	mg/L	EPA 353.2	0.01	0.1	WKL	
MO-OXN	2012/13-3	Wet	2/20/2013 9:40:00 AM	3/14/2013 4:38:00 PM	Phosphorus as P	Dissolved	=	0.26	mg/L	EPA 365.1	0.0028	0.02	WKL	D
MO-OXN	2012/13-3	Wet	2/20/2013 9:40:00 AM	3/14/2013 1:19:00 PM	Phosphorus as P	Total	=	0.61	mg/L	EPA 365.1	0.007	0.05	WKL	D
MO-OXN	2012/13-3	Wet	2/20/2013 9:40:00 AM	3/12/2013 10:38:00 PM	TKN	n/a	=	4.8	mg/L	EPA 351.2	0.15	0.2	WKL	D
MO-OXN	2012/13-3	Wet	2/20/2013 9:40:00 AM	3/6/2013 11:50:00 PM	1,2,4-Trichlorobenzene	n/a	<	5.5	µg/L	EPA 625	5.5	10	WKL	D
MO-OXN	2012/13-3	Wet	2/20/2013 9:40:00 AM	3/6/2013 11:50:00 PM	1,2-Dichlorobenzene	n/a	<	5.7	µg/L	EPA 625	5.7	10	WKL	D
MO-OXN	2012/13-3	Wet	2/20/2013 9:40:00 AM	3/6/2013 11:50:00 PM	1,2-Diphenylhydrazine	n/a	<	2.5	µg/L	EPA 625	2.5	10	WKL	D
MO-OXN	2012/13-3	Wet	2/20/2013 9:40:00 AM	3/6/2013 11:50:00 PM	1,3-Dichlorobenzene	n/a	<	5.3	µg/L	EPA 625	5.3	10	WKL	D
MO-OXN	2012/13-3	Wet	2/20/2013 9:40:00 AM	3/6/2013 11:50:00 PM	1,4-Dichlorobenzene	n/a	<	5.5	µg/L	EPA 625	5.5	10	WKL	D
MO-OXN	2012/13-3	Wet	2/20/2013 9:40:00 AM	3/21/2013 10:30:00 AM	1-Methylnaphthalene	n/a	<	1	µg/L	EPA 8270Cm	1	1	WKL	D
MO-OXN	2012/13-3	Wet	2/20/2013 9:40:00 AM	3/21/2013 1:26:00 AM	2,4,5-Trichlorophenol	n/a	<	2.9	µg/L	EPA 8270Cm	2.9	10	WKL	D
MO-OXN	2012/13-3	Wet	2/20/2013 9:40:00 AM	3/21/2013 1:26:00 AM	2,4,6-Trichlorophenol	n/a	<	3	µg/L	EPA 8270Cm	3	10	WKL	D
MO-OXN	2012/13-3	Wet	2/20/2013 9:40:00 AM	3/21/2013 1:26:00 AM	2,4-Dichlorophenol	n/a	<	5.1	µg/L	EPA 8270Cm	5.1	10	WKL	D
MO-OXN	2012/13-3	Wet	2/20/2013 9:40:00 AM	3/21/2013 1:26:00 AM	2,4-Dimethylphenol	n/a	<	10	µg/L	EPA 8270Cm	10	20	WKL	D
MO-OXN	2012/13-3	Wet	2/20/2013 9:40:00 AM	3/21/2013 1:26:00 AM	2,4-Dinitrophenol	n/a	<	10	µg/L	EPA 8270Cm	10	20	WKL	D
MO-OXN	2012/13-3	Wet	2/20/2013 9:40:00 AM	3/6/2013 11:50:00 PM	2,4-Dinitrotoluene	n/a	<	1.8	µg/L	EPA 625	1.8	10	WKL	D
MO-OXN	2012/13-3	Wet	2/20/2013 9:40:00 AM	3/6/2013 11:50:00 PM	2,6-Dinitrotoluene	n/a	<	2.7	µg/L	EPA 625	2.7	10	WKL	D
MO-OXN	2012/13-3	Wet	2/20/2013 9:40:00 AM	3/6/2013 11:50:00 PM	2-Chloronaphthalene	n/a	<	4.5	µg/L	EPA 625	4.5	10	WKL	D
MO-OXN	2012/13-3	Wet	2/20/2013 9:40:00 AM	3/21/2013 1:26:00 AM	2-Chlorophenol	n/a	<	6.5	µg/L	EPA 8270Cm	6.5	10	WKL	D
MO-OXN	2012/13-3	Wet	2/20/2013 9:40:00 AM	3/21/2013 10:30:00 AM	2-Methylnaphthalene	n/a	<	1	µg/L	EPA 8270Cm	1	1	WKL	D
MO-OXN	2012/13-3	Wet	2/20/2013 9:40:00 AM	3/21/2013 1:26:00 AM	2-Methylphenol	n/a	<	3.4	µg/L	EPA 8270Cm	3.4	10	WKL	D
MO-OXN	2012/13-3	Wet	2/20/2013 9:40:00 AM	3/21/2013 1:26:00 AM	2-Nitrophenol	n/a	<	7.1	µg/L	EPA 8270Cm	7.1	10	WKL	D
MO-OXN	2012/13-3	Wet	2/20/2013 9:40:00 AM	3/6/2013 11:50:00 PM	3,3'-Dichlorobenzidine	n/a	<	12	µg/L	EPA 625	12	50	WKL	D

Appendix G
Laboratory Environmental Analysis Results

Site ID	Event	Event Type	Sample Date	Analysis Date	Constituent	Fraction	Sign	Result	Units	Method	MDL	Reporting Limit	Analyzing Laboratory	Qualifier
MO-OXN	2012/13-3	Wet	2/20/2013 9:40:00 AM	3/21/2013 1:26:00 AM	3-/4-Methylphenol	n/a	<	3	µg/L	EPA 8270Cm	3	10	WKL	D
MO-OXN	2012/13-3	Wet	2/20/2013 9:40:00 AM	3/21/2013 1:26:00 AM	4,6-Dinitro-2-methylphenol	n/a	<	1.4	µg/L	EPA 8270Cm	1.4	10	WKL	D
MO-OXN	2012/13-3	Wet	2/20/2013 9:40:00 AM	3/6/2013 11:50:00 PM	4-Bromophenyl phenyl ether	n/a	<	3.6	µg/L	EPA 625	3.6	10	WKL	D
MO-OXN	2012/13-3	Wet	2/20/2013 9:40:00 AM	3/21/2013 1:26:00 AM	4-Chloro-3-methylphenol	n/a	<	3.7	µg/L	EPA 8270Cm	3.7	10	WKL	D
MO-OXN	2012/13-3	Wet	2/20/2013 9:40:00 AM	3/6/2013 11:50:00 PM	4-Chlorophenyl phenyl ether	n/a	<	4.1	µg/L	EPA 625	4.1	10	WKL	D
MO-OXN	2012/13-3	Wet	2/20/2013 9:40:00 AM	3/21/2013 1:26:00 AM	4-Nitrophenol	n/a	<	10	µg/L	EPA 8270Cm	10	20	WKL	D
MO-OXN	2012/13-3	Wet	2/20/2013 9:40:00 AM	3/21/2013 10:30:00 AM	Acenaphthene	n/a	<	1	µg/L	EPA 8270Cm	1	1	WKL	D
MO-OXN	2012/13-3	Wet	2/20/2013 9:40:00 AM	3/21/2013 10:30:00 AM	Acenaphthylene	n/a	<	1	µg/L	EPA 8270Cm	1	1	WKL	D
MO-OXN	2012/13-3	Wet	2/20/2013 9:40:00 AM	3/21/2013 10:30:00 AM	Anthracene	n/a	<	1	µg/L	EPA 8270Cm	1	1	WKL	D
MO-OXN	2012/13-3	Wet	2/20/2013 9:40:00 AM	3/21/2013 10:30:00 AM	Benz(a)anthracene	n/a	<	1	µg/L	EPA 8270Cm	1	1	WKL	D
MO-OXN	2012/13-3	Wet	2/20/2013 9:40:00 AM	3/6/2013 11:50:00 PM	Benzidine	n/a	<	37	µg/L	EPA 625	37	100	WKL	D
MO-OXN	2012/13-3	Wet	2/20/2013 9:40:00 AM	3/15/2013 4:38:00 AM	Benzo(a)pyrene	n/a	<	0.07	µg/L	EPA 525.2	0.07	0.1	WKL	
MO-OXN	2012/13-3	Wet	2/20/2013 9:40:00 AM	3/21/2013 10:30:00 AM	Benzo(b)fluoranthene	n/a	<	1	µg/L	EPA 8270Cm	1	1	WKL	D
MO-OXN	2012/13-3	Wet	2/20/2013 9:40:00 AM	3/21/2013 10:30:00 AM	Benzo(g,h,i)perylene	n/a	<	1	µg/L	EPA 8270Cm	1	1	WKL	D
MO-OXN	2012/13-3	Wet	2/20/2013 9:40:00 AM	3/21/2013 10:30:00 AM	Benzo(k)fluoranthene	n/a	<	1	µg/L	EPA 8270Cm	1	1	WKL	D
MO-OXN	2012/13-3	Wet	2/20/2013 9:40:00 AM	3/6/2013 11:50:00 PM	Bis(2-chloroethoxy)methane	n/a	<	2.5	µg/L	EPA 625	2.5	10	WKL	D
MO-OXN	2012/13-3	Wet	2/20/2013 9:40:00 AM	3/6/2013 11:50:00 PM	Bis(2-chloroethyl)ether	n/a	<	2.7	µg/L	EPA 625	2.7	10	WKL	D
MO-OXN	2012/13-3	Wet	2/20/2013 9:40:00 AM	3/6/2013 11:50:00 PM	Bis(2-chloroisopropyl)ether	n/a	<	3.8	µg/L	EPA 625	3.8	10	WKL	D
MO-OXN	2012/13-3	Wet	2/20/2013 9:40:00 AM	3/15/2013 4:38:00 AM	Bis(2-ethylhexyl)adipate	n/a	<	0.1	µg/L	EPA 525.2	0.1	5	WKL	
MO-OXN	2012/13-3	Wet	2/20/2013 9:40:00 AM	3/15/2013 4:38:00 AM	Bis(2-ethylhexyl)phthalate	n/a	<	1.1	µg/L	EPA 525.2	1.1	3	WKL	
MO-OXN	2012/13-3	Wet	2/20/2013 9:40:00 AM	3/6/2013 11:50:00 PM	Butyl benzyl phthalate	n/a	<	1.8	µg/L	EPA 625	1.8	10	WKL	D
MO-OXN	2012/13-3	Wet	2/20/2013 9:40:00 AM	3/21/2013 10:30:00 AM	Chrysene	n/a	<	1	µg/L	EPA 8270Cm	1	1	WKL	D
MO-OXN	2012/13-3	Wet	2/20/2013 9:40:00 AM	3/21/2013 10:30:00 AM	Dibenz(a,h)anthracene	n/a	<	1	µg/L	EPA 8270Cm	1	1	WKL	D
MO-OXN	2012/13-3	Wet	2/20/2013 9:40:00 AM	3/6/2013 11:50:00 PM	Diethyl phthalate	n/a	<	1.5	µg/L	EPA 625	1.5	10	WKL	D
MO-OXN	2012/13-3	Wet	2/20/2013 9:40:00 AM	3/6/2013 11:50:00 PM	Dimethyl phthalate	n/a	<	1.8	µg/L	EPA 625	1.8	10	WKL	D
MO-OXN	2012/13-3	Wet	2/20/2013 9:40:00 AM	3/6/2013 11:50:00 PM	Di-n-butylphthalate	n/a	<	2.4	µg/L	EPA 625	2.4	10	WKL	D
MO-OXN	2012/13-3	Wet	2/20/2013 9:40:00 AM	3/6/2013 11:50:00 PM	Di-n-octylphthalate	n/a	<	1.9	µg/L	EPA 625	1.9	10	WKL	D
MO-OXN	2012/13-3	Wet	2/20/2013 9:40:00 AM	3/21/2013 10:30:00 AM	Fluoranthene	n/a	<	1	µg/L	EPA 8270Cm	1	1	WKL	D
MO-OXN	2012/13-3	Wet	2/20/2013 9:40:00 AM	3/21/2013 10:30:00 AM	Fluorene	n/a	<	1	µg/L	EPA 8270Cm	1	1	WKL	D
MO-OXN	2012/13-3	Wet	2/20/2013 9:40:00 AM	3/6/2013 11:50:00 PM	Hexachlorobenzene	n/a	<	4.9	µg/L	EPA 625	4.9	10	WKL	D
MO-OXN	2012/13-3	Wet	2/20/2013 9:40:00 AM	3/6/2013 11:50:00 PM	Hexachlorobutadiene	n/a	<	4.7	µg/L	EPA 625	4.7	10	WKL	D
MO-OXN	2012/13-3	Wet	2/20/2013 9:40:00 AM	3/6/2013 11:50:00 PM	Hexachlorocyclopentadiene	n/a	<	15	µg/L	EPA 625	15	50	WKL	D
MO-OXN	2012/13-3	Wet	2/20/2013 9:40:00 AM	3/6/2013 11:50:00 PM	Hexachloroethane	n/a	<	5.2	µg/L	EPA 625	5.2	10	WKL	D
MO-OXN	2012/13-3	Wet	2/20/2013 9:40:00 AM	3/21/2013 10:30:00 AM	Indeno(1,2,3-cd)pyrene	n/a	<	1	µg/L	EPA 8270Cm	1	1	WKL	D
MO-OXN	2012/13-3	Wet	2/20/2013 9:40:00 AM	3/6/2013 11:50:00 PM	Isophorone	n/a	<	2.1	µg/L	EPA 625	2.1	10	WKL	D
MO-OXN	2012/13-3	Wet	2/20/2013 9:40:00 AM	3/21/2013 10:30:00 AM	Naphthalene	n/a	<	1	µg/L	EPA 8270Cm	1	1	WKL	D
MO-OXN	2012/13-3	Wet	2/20/2013 9:40:00 AM	3/6/2013 11:50:00 PM	Nitrobenzene	n/a	<	3.6	µg/L	EPA 625	3.6	10	WKL	D
MO-OXN	2012/13-3	Wet	2/20/2013 9:40:00 AM	3/6/2013 11:50:00 PM	N-Nitrosodimethylamine	n/a	<	1.4	µg/L	EPA 625	1.4	10	WKL	D
MO-OXN	2012/13-3	Wet	2/20/2013 9:40:00 AM	3/6/2013 11:50:00 PM	N-Nitrosodi-N-propylamine	n/a	<	2.6	µg/L	EPA 625	2.6	10	WKL	D
MO-OXN	2012/13-3	Wet	2/20/2013 9:40:00 AM	3/6/2013 11:50:00 PM	N-Nitrosodiphenylamine	n/a	<	1.9	µg/L	EPA 625	1.9	10	WKL	D
MO-OXN	2012/13-3	Wet	2/20/2013 9:40:00 AM	3/21/2013 10:30:00 AM	Phenanthrene	n/a	<	1	µg/L	EPA 8270Cm	1	1	WKL	D
MO-OXN	2012/13-3	Wet	2/20/2013 9:40:00 AM	3/21/2013 1:26:00 AM	Phenol	n/a	<	3.5	µg/L	EPA 8270Cm	3.5	10	WKL	D
MO-OXN	2012/13-3	Wet	2/20/2013 9:40:00 AM	3/21/2013 10:30:00 AM	Pyrene	n/a	<	1	µg/L	EPA 8270Cm	1	1	WKL	D
MO-OXN	2012/13-3	Wet	2/20/2013 9:40:00 AM	3/14/2013 3:58:00 AM	PCB Aroclor 1016	n/a	<	0.05	µg/L	EPA 608	0.05	0.5	WKL	
MO-OXN	2012/13-3	Wet	2/20/2013 9:40:00 AM	3/14/2013 3:58:00 AM	PCB Aroclor 1221	n/a	<	0.06	µg/L	EPA 608	0.06	0.5	WKL	
MO-OXN	2012/13-3	Wet	2/20/2013 9:40:00 AM	3/14/2013 3:58:00 AM	PCB Aroclor 1232	n/a	<	0.15	µg/L	EPA 608	0.15	0.5	WKL	
MO-OXN	2012/13-3	Wet	2/20/2013 9:40:00 AM	3/14/2013 3:58:00 AM	PCB Aroclor 1242	n/a	<	0.07	µg/L	EPA 608	0.07	0.5	WKL	
MO-OXN	2012/13-3	Wet	2/20/2013 9:40:00 AM	3/14/2013 3:58:00 AM	PCB Aroclor 1248	n/a	<	0.06	µg/L	EPA 608	0.06	0.5	WKL	

Appendix G
Laboratory Environmental Analysis Results

Site ID	Event	Event Type	Sample Date	Analysis Date	Constituent	Fraction	Sign	Result	Units	Method	MDL	Reporting Limit	Analyzing Laboratory	Qualifier
MO-OXN	2012/13-3	Wet	2/20/2013 9:40:00 AM	3/14/2013 3:58:00 AM	PCB Aroclor 1254	n/a	<	0.04	µg/L	EPA 608	0.04	0.5	WKL	
MO-OXN	2012/13-3	Wet	2/20/2013 9:40:00 AM	3/14/2013 3:58:00 AM	PCB Aroclor 1260	n/a	<	0.04	µg/L	EPA 608	0.04	0.5	WKL	
MO-OXN	2012/13-3	Wet	2/20/2013 9:40:00 AM	2/26/2013 8:32:00 PM	2,4,5-T	n/a	<	0.07	µg/L	EPA 515.3	0.07	0.2	WKL	
MO-OXN	2012/13-3	Wet	2/20/2013 9:40:00 AM	2/26/2013 8:32:00 PM	2,4,5-TP	n/a	<	0.09	µg/L	EPA 515.3	0.09	0.2	WKL	
MO-OXN	2012/13-3	Wet	2/20/2013 9:40:00 AM	2/26/2013 8:32:00 PM	2,4-D	n/a	<	0.07	µg/L	EPA 515.3	0.07	0.4	WKL	
MO-OXN	2012/13-3	Wet	2/20/2013 9:40:00 AM	2/26/2013 8:32:00 PM	2,4-DB	n/a	<	0.07	µg/L	EPA 515.3	0.07	2	WKL	
MO-OXN	2012/13-3	Wet	2/20/2013 9:40:00 AM	2/26/2013 8:32:00 PM	3,5-Dichlorobenzoic acid	n/a	<	0.09	µg/L	EPA 515.3	0.09	1	WKL	
MO-OXN	2012/13-3	Wet	2/20/2013 9:40:00 AM	3/14/2013 3:58:00 AM	4,4'-DDD	n/a	<	0.003	µg/L	EPA 608	0.003	0.05	WKL	
MO-OXN	2012/13-3	Wet	2/20/2013 9:40:00 AM	3/14/2013 3:58:00 AM	4,4'-DDE	n/a	DNQ	0.0063	µg/L	EPA 608	0.0025	0.05	WKL	
MO-OXN	2012/13-3	Wet	2/20/2013 9:40:00 AM	3/14/2013 3:58:00 AM	4,4'-DDT	n/a	DNQ	0.0037	µg/L	EPA 608	0.0031	0.01	WKL	
MO-OXN	2012/13-3	Wet	2/20/2013 9:40:00 AM	2/26/2013 8:32:00 PM	Acifluorfen	n/a	<	0.06	µg/L	EPA 515.3	0.06	0.4	WKL	
MO-OXN	2012/13-3	Wet	2/20/2013 9:40:00 AM	3/15/2013 4:38:00 AM	Alachlor	n/a	<	0.022	µg/L	EPA 525.2	0.022	0.1	WKL	
MO-OXN	2012/13-3	Wet	2/20/2013 9:40:00 AM	3/14/2013 3:58:00 AM	Aldrin	n/a	<	0.0015	µg/L	EPA 608	0.0015	0.005	WKL	
MO-OXN	2012/13-3	Wet	2/20/2013 9:40:00 AM	3/14/2013 3:58:00 AM	alpha-BHC	n/a	<	0.0018	µg/L	EPA 608	0.0018	0.01	WKL	
MO-OXN	2012/13-3	Wet	2/20/2013 9:40:00 AM	3/14/2013 3:58:00 AM	alpha-Chlordane	n/a	<	0.0041	µg/L	EPA 608	0.0041	0.01	WKL	
MO-OXN	2012/13-3	Wet	2/20/2013 9:40:00 AM	3/15/2013 4:38:00 AM	Atrazine	n/a	<	0.034	µg/L	EPA 525.2	0.034	0.1	WKL	
MO-OXN	2012/13-3	Wet	2/20/2013 9:40:00 AM	3/13/2013 8:36:00 PM	Azinphos methyl	n/a	<	0.0055	µg/L	EPA 525.2	0.0055	0.01	WKL	EUM
MO-OXN	2012/13-3	Wet	2/20/2013 9:40:00 AM	2/26/2013 8:32:00 PM	Bentazon	n/a	<	0.11	µg/L	EPA 515.3	0.11	2	WKL	
MO-OXN	2012/13-3	Wet	2/20/2013 9:40:00 AM	3/14/2013 3:58:00 AM	beta-BHC	n/a	<	0.0031	µg/L	EPA 608	0.0031	0.005	WKL	
MO-OXN	2012/13-3	Wet	2/20/2013 9:40:00 AM	3/13/2013 8:36:00 PM	Bolstar	n/a	<	0.0046	µg/L	EPA 525.2	0.0046	0.01	WKL	
MO-OXN	2012/13-3	Wet	2/20/2013 9:40:00 AM	3/15/2013 4:38:00 AM	Bromacil	n/a	<	0.038	µg/L	EPA 525.2	0.038	1	WKL	
MO-OXN	2012/13-3	Wet	2/20/2013 9:40:00 AM	3/15/2013 4:38:00 AM	Butachlor	n/a	<	0.017	µg/L	EPA 525.2	0.017	0.2	WKL	
MO-OXN	2012/13-3	Wet	2/20/2013 9:40:00 AM	3/15/2013 4:38:00 AM	Captan	n/a	<	0.86	µg/L	EPA 525.2	0.86	1	WKL	
MO-OXN	2012/13-3	Wet	2/20/2013 9:40:00 AM	3/14/2013 3:58:00 AM	Chlordane (technical)	n/a	<	0.08	µg/L	EPA 608	0.08	0.1	WKL	
MO-OXN	2012/13-3	Wet	2/20/2013 9:40:00 AM	3/15/2013 4:38:00 AM	Chloropropham	n/a	<	0.01	µg/L	EPA 525.2	0.01	0.1	WKL	
MO-OXN	2012/13-3	Wet	2/20/2013 9:40:00 AM	3/13/2013 8:36:00 PM	Chlorpyrifos	n/a	<	0.0069	µg/L	EPA 525.2	0.0069	0.01	WKL	
MO-OXN	2012/13-3	Wet	2/20/2013 9:40:00 AM	3/13/2013 8:36:00 PM	Coumaphos	n/a	<	0.0051	µg/L	EPA 525.2	0.0051	0.01	WKL	
MO-OXN	2012/13-3	Wet	2/20/2013 9:40:00 AM	3/15/2013 4:38:00 AM	Cyanazine	n/a	<	0.024	µg/L	EPA 525.2	0.024	0.1	WKL	
MO-OXN	2012/13-3	Wet	2/20/2013 9:40:00 AM	2/26/2013 8:32:00 PM	Dalapon	n/a	<	0.1	µg/L	EPA 515.3	0.1	0.4	WKL	
MO-OXN	2012/13-3	Wet	2/20/2013 9:40:00 AM	2/26/2013 8:32:00 PM	DCPA (Dacthal)	n/a	<	0.07	µg/L	EPA 515.3	0.07	0.1	WKL	
MO-OXN	2012/13-3	Wet	2/20/2013 9:40:00 AM	3/14/2013 3:58:00 AM	delta-BHC	n/a	<	0.0025	µg/L	EPA 608	0.0025	0.005	WKL	
MO-OXN	2012/13-3	Wet	2/20/2013 9:40:00 AM	3/13/2013 8:36:00 PM	Demeton-O	n/a	<	0.01	µg/L	EPA 525.2	0.01	0.01	WKL	
MO-OXN	2012/13-3	Wet	2/20/2013 9:40:00 AM	3/13/2013 8:36:00 PM	Demeton-S	n/a	<	0.01	µg/L	EPA 525.2	0.01	0.01	WKL	
MO-OXN	2012/13-3	Wet	2/20/2013 9:40:00 AM	3/13/2013 8:36:00 PM	Diazinon	n/a	<	0.0052	µg/L	EPA 525.2	0.0052	0.01	WKL	
MO-OXN	2012/13-3	Wet	2/20/2013 9:40:00 AM	2/26/2013 8:32:00 PM	Dicamba	n/a	<	0.12	µg/L	EPA 515.3	0.12	0.6	WKL	
MO-OXN	2012/13-3	Wet	2/20/2013 9:40:00 AM	2/26/2013 8:32:00 PM	Dichlorprop	n/a	<	0.08	µg/L	EPA 515.3	0.08	0.3	WKL	
MO-OXN	2012/13-3	Wet	2/20/2013 9:40:00 AM	3/13/2013 8:36:00 PM	Dichlorvos	n/a	<	0.0029	µg/L	EPA 525.2	0.0029	0.01	WKL	
MO-OXN	2012/13-3	Wet	2/20/2013 9:40:00 AM	3/14/2013 3:58:00 AM	Dieldrin	n/a	<	0.0021	µg/L	EPA 608	0.0021	0.01	WKL	
MO-OXN	2012/13-3	Wet	2/20/2013 9:40:00 AM	3/13/2013 8:36:00 PM	Dimethoate	n/a	<	0.0062	µg/L	EPA 525.2	0.0062	0.01	WKL	
MO-OXN	2012/13-3	Wet	2/20/2013 9:40:00 AM	2/26/2013 8:32:00 PM	Dinoseb	n/a	<	0.14	µg/L	EPA 515.3	0.14	0.4	WKL	
MO-OXN	2012/13-3	Wet	2/20/2013 9:40:00 AM	3/15/2013 4:38:00 AM	Diphenamid	n/a	<	0.024	µg/L	EPA 525.2	0.024	0.1	WKL	
MO-OXN	2012/13-3	Wet	2/20/2013 9:40:00 AM	3/13/2013 8:36:00 PM	Disulfoton	n/a	<	0.01	µg/L	EPA 525.2	0.01	0.01	WKL	
MO-OXN	2012/13-3	Wet	2/20/2013 9:40:00 AM	3/14/2013 3:58:00 AM	Endosulfan I	n/a	<	0.0017	µg/L	EPA 608	0.0017	0.02	WKL	
MO-OXN	2012/13-3	Wet	2/20/2013 9:40:00 AM	3/14/2013 3:58:00 AM	Endosulfan II	n/a	<	0.0019	µg/L	EPA 608	0.0019	0.01	WKL	
MO-OXN	2012/13-3	Wet	2/20/2013 9:40:00 AM	3/14/2013 3:58:00 AM	Endosulfan sulfate	n/a	<	0.008	µg/L	EPA 608	0.008	0.05	WKL	
MO-OXN	2012/13-3	Wet	2/20/2013 9:40:00 AM	3/14/2013 3:58:00 AM	Endrin	n/a	<	0.0028	µg/L	EPA 608	0.0028	0.01	WKL	
MO-OXN	2012/13-3	Wet	2/20/2013 9:40:00 AM	3/14/2013 3:58:00 AM	Endrin aldehyde	n/a	<	0.003	µg/L	EPA 608	0.003	0.01	WKL	
MO-OXN	2012/13-3	Wet	2/20/2013 9:40:00 AM	3/15/2013 4:38:00 AM	EPTC	n/a	<	0.017	µg/L	EPA 525.2	0.017	1	WKL	

Appendix G
Laboratory Environmental Analysis Results

Site ID	Event	Event Type	Sample Date	Analysis Date	Constituent	Fraction	Sign	Result	Units	Method	MDL	Reporting Limit	Analyzing Laboratory	Qualifier
MO-OXN	2012/13-3	Wet	2/20/2013 9:40:00 AM	3/13/2013 8:36:00 PM	Ethoprop	n/a	<	0.0067	µg/L	EPA 525.2	0.0067	0.01	WKL	
MO-OXN	2012/13-3	Wet	2/20/2013 9:40:00 AM	3/13/2013 8:36:00 PM	Ethyl parathion	n/a	<	0.0054	µg/L	EPA 525.2	0.0054	0.01	WKL	
MO-OXN	2012/13-3	Wet	2/20/2013 9:40:00 AM	3/13/2013 8:36:00 PM	Fensulfothion	n/a	<	0.0029	µg/L	EPA 525.2	0.0029	0.01	WKL	
MO-OXN	2012/13-3	Wet	2/20/2013 9:40:00 AM	3/13/2013 8:36:00 PM	Fenthion	n/a	<	0.0038	µg/L	EPA 525.2	0.0038	0.01	WKL	
MO-OXN	2012/13-3	Wet	2/20/2013 9:40:00 AM	3/14/2013 3:58:00 AM	gamma-BHC (Lindane)	n/a	<	0.0021	µg/L	EPA 608	0.0021	0.02	WKL	
MO-OXN	2012/13-3	Wet	2/20/2013 9:40:00 AM	3/14/2013 3:58:00 AM	gamma-Chlordane	n/a	<	0.0044	µg/L	EPA 608	0.0044	0.01	WKL	
MO-OXN	2012/13-3	Wet	2/20/2013 9:40:00 AM	2/25/2013 5:50:00 PM	Glyphosate	n/a	=	31	µg/L	EPA 547	1.8	5	WKL	
MO-OXN	2012/13-3	Wet	2/20/2013 9:40:00 AM	3/14/2013 3:58:00 AM	Heptachlor	n/a	<	0.0017	µg/L	EPA 608	0.0017	0.01	WKL	
MO-OXN	2012/13-3	Wet	2/20/2013 9:40:00 AM	3/14/2013 3:58:00 AM	Heptachlor epoxide	n/a	<	0.0019	µg/L	EPA 608	0.0019	0.01	WKL	
MO-OXN	2012/13-3	Wet	2/20/2013 9:40:00 AM	3/13/2013 8:36:00 PM	Malathion	n/a	=	0.088	µg/L	EPA 525.2	0.0076	0.01	WKL	
MO-OXN	2012/13-3	Wet	2/20/2013 9:40:00 AM	3/13/2013 8:36:00 PM	Merphos	n/a	<	0.0058	µg/L	EPA 525.2	0.0058	0.01	WKL	
MO-OXN	2012/13-3	Wet	2/20/2013 9:40:00 AM	3/14/2013 3:58:00 AM	Methoxychlor	n/a	<	0.0054	µg/L	EPA 608	0.0054	0.02	WKL	
MO-OXN	2012/13-3	Wet	2/20/2013 9:40:00 AM	3/13/2013 8:36:00 PM	Methyl parathion	n/a	<	0.0063	µg/L	EPA 525.2	0.0063	0.01	WKL	
MO-OXN	2012/13-3	Wet	2/20/2013 9:40:00 AM	3/15/2013 4:38:00 AM	Metolachlor	n/a	<	0.012	µg/L	EPA 525.2	0.012	0.1	WKL	
MO-OXN	2012/13-3	Wet	2/20/2013 9:40:00 AM	3/15/2013 4:38:00 AM	Metribuzin	n/a	<	0.015	µg/L	EPA 525.2	0.015	0.1	WKL	
MO-OXN	2012/13-3	Wet	2/20/2013 9:40:00 AM	3/13/2013 8:36:00 PM	Mevinphos	n/a	<	0.0042	µg/L	EPA 525.2	0.0042	0.01	WKL	
MO-OXN	2012/13-3	Wet	2/20/2013 9:40:00 AM	3/15/2013 4:38:00 AM	Molinate	n/a	<	0.039	µg/L	EPA 525.2	0.039	0.1	WKL	
MO-OXN	2012/13-3	Wet	2/20/2013 9:40:00 AM	3/13/2013 8:36:00 PM	Naled	n/a	<	0.0076	µg/L	EPA 525.2	0.0076	0.01	WKL	
MO-OXN	2012/13-3	Wet	2/20/2013 9:40:00 AM	2/26/2013 8:32:00 PM	Pentachlorophenol	n/a	<	0.04	µg/L	EPA 515.3	0.04	0.2	WKL	
MO-OXN	2012/13-3	Wet	2/20/2013 9:40:00 AM	3/13/2013 8:36:00 PM	Phorate	n/a	<	0.003	µg/L	EPA 525.2	0.003	0.01	WKL	
MO-OXN	2012/13-3	Wet	2/20/2013 9:40:00 AM	2/26/2013 8:32:00 PM	Picloram	n/a	<	0.05	µg/L	EPA 515.3	0.05	0.6	WKL	
MO-OXN	2012/13-3	Wet	2/20/2013 9:40:00 AM	3/15/2013 4:38:00 AM	Prometon	n/a	<	0.024	µg/L	EPA 525.2	0.024	0.2	WKL	
MO-OXN	2012/13-3	Wet	2/20/2013 9:40:00 AM	3/15/2013 4:38:00 AM	Prometryn	n/a	<	0.036	µg/L	EPA 525.2	0.036	0.1	WKL	
MO-OXN	2012/13-3	Wet	2/20/2013 9:40:00 AM	3/13/2013 8:36:00 PM	Ronnel (Fenchlorphos)	n/a	<	0.0041	µg/L	EPA 525.2	0.0041	0.01	WKL	
MO-OXN	2012/13-3	Wet	2/20/2013 9:40:00 AM	3/15/2013 4:38:00 AM	Simazine	n/a	<	0.015	µg/L	EPA 525.2	0.015	0.1	WKL	
MO-OXN	2012/13-3	Wet	2/20/2013 9:40:00 AM	3/13/2013 8:36:00 PM	Stirophos (Tetrachlorvinphos)	n/a	<	0.0031	µg/L	EPA 525.2	0.0031	0.01	WKL	
MO-OXN	2012/13-3	Wet	2/20/2013 9:40:00 AM	3/15/2013 4:38:00 AM	Terbacil	n/a	<	0.55	µg/L	EPA 525.2	0.55	2	WKL	
MO-OXN	2012/13-3	Wet	2/20/2013 9:40:00 AM	3/15/2013 4:38:00 AM	Thiobencarb	n/a	<	0.025	µg/L	EPA 525.2	0.025	0.2	WKL	
MO-OXN	2012/13-3	Wet	2/20/2013 9:40:00 AM	3/13/2013 8:36:00 PM	Tokuthion	n/a	<	0.0078	µg/L	EPA 525.2	0.0078	0.01	WKL	
MO-OXN	2012/13-3	Wet	2/20/2013 9:40:00 AM	3/14/2013 3:58:00 AM	Toxaphene	n/a	<	0.12	µg/L	EPA 608	0.12	0.5	WKL	
MO-OXN	2012/13-3	Wet	2/20/2013 9:40:00 AM	3/13/2013 8:36:00 PM	Trichloronate	n/a	<	0.0067	µg/L	EPA 525.2	0.0067	0.01	WKL	
MO-OXN	2012/13-3	Wet	2/20/2013 9:40:00 AM	3/15/2013 4:38:00 AM	Trithion	n/a	<	0.012	µg/L	EPA 525.2	0.012	0.1	WKL	
MO-OXN	2012/13-4	Wet	3/7/2013 9:03:00 PM	3/8/2013 11:02:00 PM	E. Coli	n/a	=	5172	MPN/100 mL	MMO-MUG	10	10	VCHCA	
MO-OXN	2012/13-4	Wet	3/7/2013 9:03:00 PM	3/11/2013 2:45:00 AM	Fecal Coliform	n/a	=	9000	MPN/100 mL	SM 9221 E	2	2	VCHCA	
MO-OXN	2012/13-4	Wet	3/7/2013 9:03:00 PM	3/8/2013 11:02:00 PM	Total Coliform	n/a	=	191800	MPN/100 mL	MMO-MUG	1000	1000	VCHCA	
MO-OXN	2012/13-4	Wet	3/7/2013 9:03:00 PM	3/7/2013 9:03:00 PM	Conductivity	n/a	=	330	µmhos/cm	Field Meter	-88	1	Field Crew	
MO-OXN	2012/13-4	Wet	3/7/2013 9:03:00 PM	3/22/2013 2:00:00 PM	Cyanide	Total	<	0.0027	mg/L	EPA 335.4	0.0027	0.005	WKL	
MO-OXN	2012/13-4	Wet	3/7/2013 9:03:00 PM	3/7/2013 9:03:00 PM	DO	n/a	=	6.77	mg/L	Field Meter	-88	0.3	Field Crew	
MO-OXN	2012/13-4	Wet	3/7/2013 9:03:00 PM	3/7/2013 9:03:00 PM	DO	n/a	=	67.4	%	Field Meter	-88	0.1	Field Crew	
MO-OXN	2012/13-4	Wet	3/7/2013 9:03:00 PM	3/7/2013 9:03:00 PM	pH	n/a	=	7.55	pH Units	Field Meter	-88	0.01	Field Crew	
MO-OXN	2012/13-4	Wet	3/7/2013 9:03:00 PM	3/7/2013 9:03:00 PM	Salinity	n/a	=	200	mg/L	Field Meter	-88	100	Field Crew	
MO-OXN	2012/13-4	Wet	3/7/2013 9:03:00 PM	3/7/2013 9:03:00 PM	Specific Conductance	n/a	=	420.5	µmhos/cm	Field Meter	-88	1	Field Crew	
MO-OXN	2012/13-4	Wet	3/7/2013 9:03:00 PM	3/7/2013 9:03:00 PM	Temperature	n/a	=	14.8	°C	Field Meter	-88	0.1	Field Crew	
MO-OXN	2012/13-4	Wet	3/7/2013 9:03:00 PM	3/14/2013 3:00:00 PM	Oil and Grease	n/a	DNQ	4	mg/L	EPA 1664A	1.3	5	WKL	
MO-OXN	2012/13-4	Wet	3/7/2013 9:03:00 PM	3/14/2013 3:00:00 PM	TPH	n/a	<	1.9	mg/L	EPA 1664A	1.9	5	WKL	
MO-OXN	2012/13-4	Wet	3/7/2013 9:03:00 PM	3/11/2013 6:42:00 PM	2-Chloroethyl vinyl ether	n/a	<	0.61	µg/L	EPA 524.2	0.61	1	WKL	
MO-OXN	2012/13-4	Wet	3/7/2013 9:03:00 PM	3/11/2013 6:42:00 PM	Methyl tert-butyl ether (MTBE)	n/a	<	0.19	µg/L	EPA 524.2	0.19	2	WKL	
MO-OXN	2012/13-4	Wet	3/8/2013 9:40:00 AM	3/19/2013 8:50:00 PM	Chloride	n/a	=	29	mg/L	EPA 300.0	1	5	WKL	D

Appendix G
Laboratory Environmental Analysis Results

Site ID	Event	Event Type	Sample Date	Analysis Date	Constituent	Fraction	Sign	Result	Units	Method	MDL	Reporting Limit	Analyzing Laboratory	Qualifier
MO-OXN	2012/13-4	Wet	3/8/2013 9:40:00 AM	3/19/2013 8:50:00 PM	Fluoride	n/a	=	0.47	mg/L	EPA 300.0	0.02	0.1	WKL	
MO-OXN	2012/13-4	Wet	3/8/2013 9:40:00 AM	3/19/2013 5:42:00 PM	Perchlorate	n/a	<	1.9	µg/L	EPA 314.0	1.9	4	WKL	D
MO-OXN	2012/13-4	Wet	3/8/2013 9:40:00 AM	3/14/2013 2:40:00 PM	Calcium	Total	=	30.5	mg/L	EPA 200.7	0.0156	0.1	WKL	
MO-OXN	2012/13-4	Wet	3/8/2013 9:40:00 AM	3/14/2013 2:40:00 PM	Magnesium	Total	=	8.86	mg/L	EPA 200.7	0.0121	0.1	WKL	
MO-OXN	2012/13-4	Wet	3/8/2013 9:40:00 AM	3/22/2013 10:05:00 AM	Alkalinity as CaCO3	n/a	=	61	mg/L	SM 2320 B	0.56	10	WKL	
MO-OXN	2012/13-4	Wet	3/8/2013 9:40:00 AM	3/14/2013 2:00:00 PM	BOD	n/a	=	37	mg/L	SM 5210 B	0.1	2	WKL	EST
MO-OXN	2012/13-4	Wet	3/8/2013 9:40:00 AM	3/20/2013 10:56:00 PM	COD	n/a	=	190	mg/L	EPA 410.4	0.73	5	WKL	
MO-OXN	2012/13-4	Wet	3/8/2013 9:40:00 AM	3/14/2013 2:40:00 PM	Hardness as CaCO3	Total	=	113	mg/L	EPA 200.7	0.0885	0.662	WKL	
MO-OXN	2012/13-4	Wet	3/8/2013 9:40:00 AM	3/9/2013 8:43:00 PM	MBAS	n/a	=	2.1	mg/L	SM 5540 C	0.38	1	WKL	D
MO-OXN	2012/13-4	Wet	3/8/2013 9:40:00 AM	4/3/2013 4:53:00 PM	Phenolics	n/a	=	0.074	mg/L	EPA 420.4	0.0042	0.01	WKL	
MO-OXN	2012/13-4	Wet	3/8/2013 9:40:00 AM	3/18/2013 3:18:00 PM	Specific Conductance	n/a	=	390	µmhos/cm	SM 2510 B	0.23	2	WKL	
MO-OXN	2012/13-4	Wet	3/8/2013 9:40:00 AM	3/12/2013 9:45:00 PM	Total Dissolved Solids	n/a	=	290	mg/L	SM 2540 C	4	10	WKL	
MO-OXN	2012/13-4	Wet	3/8/2013 9:40:00 AM	3/17/2013 10:31:00 AM	Total Organic Carbon	n/a	=	39	mg/L	SM 5310 C	0.18	6	WKL	D
MO-OXN	2012/13-4	Wet	3/8/2013 9:40:00 AM	3/12/2013 8:00:00 PM	Total Suspended Solids	n/a	=	66	mg/L	SM 2540 D	5	5	WKL	
MO-OXN	2012/13-4	Wet	3/8/2013 9:40:00 AM	3/9/2013 6:55:00 PM	Turbidity	n/a	=	46	NTU	EPA 180.1	0.024	0.1	WKL	
MO-OXN	2012/13-4	Wet	3/8/2013 9:40:00 AM	3/12/2013 8:00:00 PM	Volatile Suspended Solids	n/a	=	28	mg/L	EPA 160.4	3.1	5	WKL	
MO-OXN	2012/13-4	Wet	3/8/2013 9:40:00 AM	3/22/2013 8:38:00 AM	Aluminum	Dissolved	=	46	µg/L	EPA 200.8	0.61	5	WKL	
MO-OXN	2012/13-4	Wet	3/8/2013 9:40:00 AM	3/22/2013 10:33:00 AM	Aluminum	Total	=	930	µg/L	EPA 200.8	2.1	5	WKL	
MO-OXN	2012/13-4	Wet	3/8/2013 9:40:00 AM	3/22/2013 8:38:00 AM	Antimony	Dissolved	=	2.2	µg/L	EPA 200.8	0.04	0.5	WKL	
MO-OXN	2012/13-4	Wet	3/8/2013 9:40:00 AM	3/22/2013 10:33:00 AM	Antimony	Total	=	2.7	µg/L	EPA 200.8	0.04	0.5	WKL	
MO-OXN	2012/13-4	Wet	3/8/2013 9:40:00 AM	3/22/2013 8:38:00 AM	Arsenic	Dissolved	=	1.5	µg/L	EPA 200.8	0.036	0.4	WKL	
MO-OXN	2012/13-4	Wet	3/8/2013 9:40:00 AM	3/22/2013 10:33:00 AM	Arsenic	Total	=	1.8	µg/L	EPA 200.8	0.13	0.4	WKL	
MO-OXN	2012/13-4	Wet	3/8/2013 9:40:00 AM	3/22/2013 8:38:00 AM	Beryllium	Dissolved	<	0.088	µg/L	EPA 200.8	0.088	0.1	WKL	
MO-OXN	2012/13-4	Wet	3/8/2013 9:40:00 AM	3/22/2013 10:33:00 AM	Beryllium	Total	<	0.088	µg/L	EPA 200.8	0.088	0.1	WKL	
MO-OXN	2012/13-4	Wet	3/8/2013 9:40:00 AM	3/22/2013 8:38:00 AM	Cadmium	Dissolved	=	0.19	µg/L	EPA 200.8	0.02	0.1	WKL	
MO-OXN	2012/13-4	Wet	3/8/2013 9:40:00 AM	3/22/2013 10:33:00 AM	Cadmium	Total	=	0.27	µg/L	EPA 200.8	0.02	0.1	WKL	
MO-OXN	2012/13-4	Wet	3/8/2013 9:40:00 AM	3/22/2013 8:38:00 AM	Chromium	Dissolved	=	2	µg/L	EPA 200.8	0.074	0.2	WKL	
MO-OXN	2012/13-4	Wet	3/8/2013 9:40:00 AM	3/22/2013 10:33:00 AM	Chromium	Total	=	4	µg/L	EPA 200.8	0.074	0.2	WKL	
MO-OXN	2012/13-4	Wet	3/8/2013 9:40:00 AM	3/13/2013 3:51:00 PM	Chromium VI	n/a	=	0.94	µg/L	EPA 218.6	0.0059	0.3	WKL	
MO-OXN	2012/13-4	Wet	3/8/2013 9:40:00 AM	3/22/2013 8:38:00 AM	Copper	Dissolved	=	29	µg/L	EPA 200.8	0.27	0.5	WKL	
MO-OXN	2012/13-4	Wet	3/8/2013 9:40:00 AM	3/22/2013 10:33:00 AM	Copper	Total	=	46	µg/L	EPA 200.8	0.27	0.5	WKL	
MO-OXN	2012/13-4	Wet	3/8/2013 9:40:00 AM	3/14/2013 2:37:00 PM	Iron	Dissolved	=	130	µg/L	EPA 200.7	1.1	10	WKL	
MO-OXN	2012/13-4	Wet	3/8/2013 9:40:00 AM	3/14/2013 2:40:00 PM	Iron	Total	=	1500	µg/L	EPA 200.7	1.1	10	WKL	
MO-OXN	2012/13-4	Wet	3/8/2013 9:40:00 AM	3/22/2013 8:38:00 AM	Lead	Dissolved	=	0.55	µg/L	EPA 200.8	0.011	0.2	WKL	
MO-OXN	2012/13-4	Wet	3/8/2013 9:40:00 AM	3/22/2013 10:33:00 AM	Lead	Total	=	3.6	µg/L	EPA 200.8	0.035	0.2	WKL	
MO-OXN	2012/13-4	Wet	3/8/2013 9:40:00 AM	3/27/2013 4:49:00 PM	Mercury	Dissolved	<	3.9	ng/L	EPA 245.1	3.9	50	WKL	
MO-OXN	2012/13-4	Wet	3/8/2013 9:40:00 AM	4/3/2013 2:38:00 PM	Mercury	Total	=	59	ng/L	EPA 245.1	3.9	50	WKL	
MO-OXN	2012/13-4	Wet	3/8/2013 9:40:00 AM	3/22/2013 8:38:00 AM	Nickel	Dissolved	=	9.3	µg/L	EPA 200.8	0.13	0.8	WKL	
MO-OXN	2012/13-4	Wet	3/8/2013 9:40:00 AM	3/22/2013 10:33:00 AM	Nickel	Total	=	11	µg/L	EPA 200.8	0.13	0.8	WKL	
MO-OXN	2012/13-4	Wet	3/8/2013 9:40:00 AM	3/22/2013 8:38:00 AM	Selenium	Dissolved	=	1	µg/L	EPA 200.8	0.28	0.4	WKL	
MO-OXN	2012/13-4	Wet	3/8/2013 9:40:00 AM	3/22/2013 10:33:00 AM	Selenium	Total	=	1.2	µg/L	EPA 200.8	0.28	0.4	WKL	
MO-OXN	2012/13-4	Wet	3/8/2013 9:40:00 AM	3/22/2013 8:38:00 AM	Silver	Dissolved	<	0.027	µg/L	EPA 200.8	0.027	0.2	WKL	
MO-OXN	2012/13-4	Wet	3/8/2013 9:40:00 AM	3/22/2013 10:33:00 AM	Silver	Total	DNQ	0.03	µg/L	EPA 200.8	0.027	0.2	WKL	
MO-OXN	2012/13-4	Wet	3/8/2013 9:40:00 AM	3/22/2013 8:38:00 AM	Thallium	Dissolved	<	0.009	µg/L	EPA 200.8	0.009	0.2	WKL	
MO-OXN	2012/13-4	Wet	3/8/2013 9:40:00 AM	3/22/2013 10:33:00 AM	Thallium	Total	<	0.034	µg/L	EPA 200.8	0.034	0.2	WKL	
MO-OXN	2012/13-4	Wet	3/8/2013 9:40:00 AM	3/22/2013 8:38:00 AM	Zinc	Dissolved	=	160	µg/L	EPA 200.8	1.1	5	WKL	
MO-OXN	2012/13-4	Wet	3/8/2013 9:40:00 AM	3/22/2013 10:33:00 AM	Zinc	Total	=	210	µg/L	EPA 200.8	1.1	5	WKL	
MO-OXN	2012/13-4	Wet	3/8/2013 9:40:00 AM	3/26/2013 2:03:00 PM	Ammonia as N	n/a	=	1.4	mg/L	EPA 350.1	0.048	0.1	WKL	HB-MSR

Appendix G
Laboratory Environmental Analysis Results

Site ID	Event	Event Type	Sample Date	Analysis Date	Constituent	Fraction	Sign	Result	Units	Method	MDL	Reporting Limit	Analyzing Laboratory	Qualifier
MO-OXN	2012/13-4	Wet	3/8/2013 9:40:00 AM	3/11/2013 5:07:00 PM	Nitrate + Nitrite as N	n/a	=	1.3	mg/L	EPA 353.2	0.01	0.1	WKL	
MO-OXN	2012/13-4	Wet	3/8/2013 9:40:00 AM	4/4/2013 7:54:00 PM	Phosphorus as P	Dissolved	=	0.37	mg/L	EPA 365.1	0.007	0.05	WKL	D
MO-OXN	2012/13-4	Wet	3/8/2013 9:40:00 AM	4/4/2013 8:10:00 PM	Phosphorus as P	Total	=	0.54	mg/L	EPA 365.1	0.007	0.05	WKL	D, HB-MSR
MO-OXN	2012/13-4	Wet	3/8/2013 9:40:00 AM	3/21/2013 1:30:00 PM	TKN	n/a	=	5	mg/L	EPA 351.2	0.15	0.2	WKL	D
MO-OXN	2012/13-4	Wet	3/8/2013 9:40:00 AM	3/19/2013 4:46:00 AM	1,2,4-Trichlorobenzene	n/a	<	0.55	µg/L	EPA 625	0.55	1	WKL	
MO-OXN	2012/13-4	Wet	3/8/2013 9:40:00 AM	3/19/2013 4:46:00 AM	1,2-Dichlorobenzene	n/a	<	0.57	µg/L	EPA 625	0.57	1	WKL	
MO-OXN	2012/13-4	Wet	3/8/2013 9:40:00 AM	3/19/2013 4:46:00 AM	1,2-Diphenylhydrazine	n/a	<	0.25	µg/L	EPA 625	0.25	1	WKL	
MO-OXN	2012/13-4	Wet	3/8/2013 9:40:00 AM	3/19/2013 4:46:00 AM	1,3-Dichlorobenzene	n/a	<	0.53	µg/L	EPA 625	0.53	1	WKL	
MO-OXN	2012/13-4	Wet	3/8/2013 9:40:00 AM	3/19/2013 4:46:00 AM	1,4-Dichlorobenzene	n/a	<	0.55	µg/L	EPA 625	0.55	1	WKL	
MO-OXN	2012/13-4	Wet	3/8/2013 9:40:00 AM	4/10/2013 5:46:00 PM	1-Methylnaphthalene	n/a	<	0.1	µg/L	EPA 8270Cm	0.1	0.1	WKL	
MO-OXN	2012/13-4	Wet	3/8/2013 9:40:00 AM	4/11/2013 7:40:00 AM	2,4,5-Trichlorophenol	n/a	<	0.29	µg/L	EPA 8270Cm	0.29	1	WKL	
MO-OXN	2012/13-4	Wet	3/8/2013 9:40:00 AM	4/11/2013 7:40:00 AM	2,4,6-Trichlorophenol	n/a	<	0.3	µg/L	EPA 8270Cm	0.3	1	WKL	
MO-OXN	2012/13-4	Wet	3/8/2013 9:40:00 AM	4/11/2013 7:40:00 AM	2,4-Dichlorophenol	n/a	<	0.51	µg/L	EPA 8270Cm	0.51	1	WKL	
MO-OXN	2012/13-4	Wet	3/8/2013 9:40:00 AM	4/11/2013 7:40:00 AM	2,4-Dimethylphenol	n/a	<	1	µg/L	EPA 8270Cm	1	2	WKL	
MO-OXN	2012/13-4	Wet	3/8/2013 9:40:00 AM	4/11/2013 7:40:00 AM	2,4-Dinitrophenol	n/a	<	1	µg/L	EPA 8270Cm	1	2	WKL	
MO-OXN	2012/13-4	Wet	3/8/2013 9:40:00 AM	3/19/2013 4:46:00 AM	2,4-Dinitrotoluene	n/a	<	0.18	µg/L	EPA 625	0.18	1	WKL	
MO-OXN	2012/13-4	Wet	3/8/2013 9:40:00 AM	3/19/2013 4:46:00 AM	2,6-Dinitrotoluene	n/a	<	0.27	µg/L	EPA 625	0.27	1	WKL	
MO-OXN	2012/13-4	Wet	3/8/2013 9:40:00 AM	3/19/2013 4:46:00 AM	2-Chloronaphthalene	n/a	<	0.45	µg/L	EPA 625	0.45	1	WKL	
MO-OXN	2012/13-4	Wet	3/8/2013 9:40:00 AM	4/11/2013 7:40:00 AM	2-Chlorophenol	n/a	<	0.65	µg/L	EPA 8270Cm	0.65	1	WKL	
MO-OXN	2012/13-4	Wet	3/8/2013 9:40:00 AM	4/10/2013 5:46:00 PM	2-Methylnaphthalene	n/a	<	0.1	µg/L	EPA 8270Cm	0.1	0.1	WKL	
MO-OXN	2012/13-4	Wet	3/8/2013 9:40:00 AM	4/11/2013 7:40:00 AM	2-Methylphenol	n/a	<	0.34	µg/L	EPA 8270Cm	0.34	1	WKL	
MO-OXN	2012/13-4	Wet	3/8/2013 9:40:00 AM	4/11/2013 7:40:00 AM	2-Nitrophenol	n/a	<	0.71	µg/L	EPA 8270Cm	0.71	1	WKL	
MO-OXN	2012/13-4	Wet	3/8/2013 9:40:00 AM	3/19/2013 4:46:00 AM	3,3'-Dichlorobenzidine	n/a	<	1.2	µg/L	EPA 625	1.2	5	WKL	LB-MSR
MO-OXN	2012/13-4	Wet	3/8/2013 9:40:00 AM	4/11/2013 7:40:00 AM	3-/4-Methylphenol	n/a	<	0.3	µg/L	EPA 8270Cm	0.3	1	WKL	
MO-OXN	2012/13-4	Wet	3/8/2013 9:40:00 AM	4/11/2013 7:40:00 AM	4,6-Dinitro-2-methylphenol	n/a	<	0.14	µg/L	EPA 8270Cm	0.14	1	WKL	
MO-OXN	2012/13-4	Wet	3/8/2013 9:40:00 AM	3/19/2013 4:46:00 AM	4-Bromophenyl phenyl ether	n/a	<	0.36	µg/L	EPA 625	0.36	1	WKL	
MO-OXN	2012/13-4	Wet	3/8/2013 9:40:00 AM	4/11/2013 7:40:00 AM	4-Chloro-3-methylphenol	n/a	<	0.37	µg/L	EPA 8270Cm	0.37	1	WKL	
MO-OXN	2012/13-4	Wet	3/8/2013 9:40:00 AM	3/19/2013 4:46:00 AM	4-Chlorophenyl phenyl ether	n/a	<	0.41	µg/L	EPA 625	0.41	1	WKL	
MO-OXN	2012/13-4	Wet	3/8/2013 9:40:00 AM	4/11/2013 7:40:00 AM	4-Nitrophenol	n/a	<	1	µg/L	EPA 8270Cm	1	2	WKL	
MO-OXN	2012/13-4	Wet	3/8/2013 9:40:00 AM	4/10/2013 5:46:00 PM	Acenaphthene	n/a	<	0.1	µg/L	EPA 8270Cm	0.1	0.1	WKL	
MO-OXN	2012/13-4	Wet	3/8/2013 9:40:00 AM	4/10/2013 5:46:00 PM	Acenaphthylene	n/a	<	0.1	µg/L	EPA 8270Cm	0.1	0.1	WKL	
MO-OXN	2012/13-4	Wet	3/8/2013 9:40:00 AM	4/10/2013 5:46:00 PM	Anthracene	n/a	<	0.1	µg/L	EPA 8270Cm	0.1	0.1	WKL	
MO-OXN	2012/13-4	Wet	3/8/2013 9:40:00 AM	4/10/2013 5:46:00 PM	Benz(a)anthracene	n/a	<	0.1	µg/L	EPA 8270Cm	0.1	0.1	WKL	
MO-OXN	2012/13-4	Wet	3/8/2013 9:40:00 AM	3/19/2013 4:46:00 AM	Benzidine	n/a	<	3.7	µg/L	EPA 625	3.7	10	WKL	
MO-OXN	2012/13-4	Wet	3/8/2013 9:40:00 AM	4/6/2013 1:01:00 AM	Benzo(a)pyrene	n/a	<	0.07	µg/L	EPA 525.2	0.07	0.1	WKL	
MO-OXN	2012/13-4	Wet	3/8/2013 9:40:00 AM	4/10/2013 5:46:00 PM	Benzo(b)fluoranthene	n/a	<	0.1	µg/L	EPA 8270Cm	0.1	0.1	WKL	
MO-OXN	2012/13-4	Wet	3/8/2013 9:40:00 AM	4/10/2013 5:46:00 PM	Benzo(g,h,i)perylene	n/a	<	0.1	µg/L	EPA 8270Cm	0.1	0.1	WKL	
MO-OXN	2012/13-4	Wet	3/8/2013 9:40:00 AM	4/10/2013 5:46:00 PM	Benzo(k)fluoranthene	n/a	<	0.1	µg/L	EPA 8270Cm	0.1	0.1	WKL	
MO-OXN	2012/13-4	Wet	3/8/2013 9:40:00 AM	3/19/2013 4:46:00 AM	Bis(2-chloroethoxy)methane	n/a	<	0.25	µg/L	EPA 625	0.25	1	WKL	
MO-OXN	2012/13-4	Wet	3/8/2013 9:40:00 AM	3/19/2013 4:46:00 AM	Bis(2-chloroethyl)ether	n/a	<	0.27	µg/L	EPA 625	0.27	1	WKL	
MO-OXN	2012/13-4	Wet	3/8/2013 9:40:00 AM	3/19/2013 4:46:00 AM	Bis(2-chloroisopropyl)ether	n/a	<	0.38	µg/L	EPA 625	0.38	1	WKL	
MO-OXN	2012/13-4	Wet	3/8/2013 9:40:00 AM	4/6/2013 1:01:00 AM	Bis(2-ethylhexyl)adipate	n/a	<	0.1	µg/L	EPA 525.2	0.1	5	WKL	
MO-OXN	2012/13-4	Wet	3/8/2013 9:40:00 AM	4/6/2013 1:01:00 AM	Bis(2-ethylhexyl)phthalate	n/a	<	1.1	µg/L	EPA 525.2	1.1	3	WKL	
MO-OXN	2012/13-4	Wet	3/8/2013 9:40:00 AM	3/19/2013 4:46:00 AM	Butyl benzyl phthalate	n/a	=	3.3	µg/L	EPA 625	0.18	1	WKL	
MO-OXN	2012/13-4	Wet	3/8/2013 9:40:00 AM	4/10/2013 5:46:00 PM	Chrysene	n/a	<	0.1	µg/L	EPA 8270Cm	0.1	0.1	WKL	
MO-OXN	2012/13-4	Wet	3/8/2013 9:40:00 AM	4/10/2013 5:46:00 PM	Dibenz(a,h)anthracene	n/a	<	0.1	µg/L	EPA 8270Cm	0.1	0.1	WKL	
MO-OXN	2012/13-4	Wet	3/8/2013 9:40:00 AM	3/19/2013 4:46:00 AM	Diethyl phthalate	n/a	DNQ	0.8	µg/L	EPA 625	0.15	1	WKL	
MO-OXN	2012/13-4	Wet	3/8/2013 9:40:00 AM	3/19/2013 4:46:00 AM	Dimethyl phthalate	n/a	<	0.18	µg/L	EPA 625	0.18	1	WKL	

Appendix G
Laboratory Environmental Analysis Results

Site ID	Event	Event Type	Sample Date	Analysis Date	Constituent	Fraction	Sign	Result	Units	Method	MDL	Reporting Limit	Analyzing Laboratory	Qualifier
MO-OXN	2012/13-4	Wet	3/8/2013 9:40:00 AM	3/19/2013 4:46:00 AM	Di-n-butylphthalate	n/a	DNQ	0.88	µg/L	EPA 625	0.24	1	WKL	
MO-OXN	2012/13-4	Wet	3/8/2013 9:40:00 AM	3/19/2013 4:46:00 AM	Di-n-octylphthalate	n/a	<	0.19	µg/L	EPA 625	0.19	1	WKL	
MO-OXN	2012/13-4	Wet	3/8/2013 9:40:00 AM	4/10/2013 5:46:00 PM	Fluoranthene	n/a	=	0.12	µg/L	EPA 8270Cm	0.1	0.1	WKL	
MO-OXN	2012/13-4	Wet	3/8/2013 9:40:00 AM	4/10/2013 5:46:00 PM	Fluorene	n/a	<	0.1	µg/L	EPA 8270Cm	0.1	0.1	WKL	
MO-OXN	2012/13-4	Wet	3/8/2013 9:40:00 AM	3/19/2013 4:46:00 AM	Hexachlorobenzene	n/a	<	0.49	µg/L	EPA 625	0.49	1	WKL	
MO-OXN	2012/13-4	Wet	3/8/2013 9:40:00 AM	3/19/2013 4:46:00 AM	Hexachlorobutadiene	n/a	<	0.47	µg/L	EPA 625	0.47	1	WKL	
MO-OXN	2012/13-4	Wet	3/8/2013 9:40:00 AM	3/19/2013 4:46:00 AM	Hexachlorocyclopentadiene	n/a	<	1.5	µg/L	EPA 625	1.5	5	WKL	
MO-OXN	2012/13-4	Wet	3/8/2013 9:40:00 AM	3/19/2013 4:46:00 AM	Hexachloroethane	n/a	<	0.52	µg/L	EPA 625	0.52	1	WKL	LB-MSR
MO-OXN	2012/13-4	Wet	3/8/2013 9:40:00 AM	4/10/2013 5:46:00 PM	Indeno(1,2,3-cd)pyrene	n/a	<	0.1	µg/L	EPA 8270Cm	0.1	0.1	WKL	
MO-OXN	2012/13-4	Wet	3/8/2013 9:40:00 AM	3/19/2013 4:46:00 AM	Isophorone	n/a	<	0.21	µg/L	EPA 625	0.21	1	WKL	
MO-OXN	2012/13-4	Wet	3/8/2013 9:40:00 AM	4/10/2013 5:46:00 PM	Naphthalene	n/a	<	0.1	µg/L	EPA 8270Cm	0.1	0.1	WKL	
MO-OXN	2012/13-4	Wet	3/8/2013 9:40:00 AM	3/19/2013 4:46:00 AM	Nitrobenzene	n/a	<	0.36	µg/L	EPA 625	0.36	1	WKL	
MO-OXN	2012/13-4	Wet	3/8/2013 9:40:00 AM	3/19/2013 4:46:00 AM	N-Nitrosodimethylamine	n/a	<	0.14	µg/L	EPA 625	0.14	1	WKL	
MO-OXN	2012/13-4	Wet	3/8/2013 9:40:00 AM	3/19/2013 4:46:00 AM	N-Nitrosodi-N-propylamine	n/a	<	0.26	µg/L	EPA 625	0.26	1	WKL	
MO-OXN	2012/13-4	Wet	3/8/2013 9:40:00 AM	3/19/2013 4:46:00 AM	N-Nitrosodiphenylamine	n/a	<	0.19	µg/L	EPA 625	0.19	1	WKL	
MO-OXN	2012/13-4	Wet	3/8/2013 9:40:00 AM	4/10/2013 5:46:00 PM	Phenanthrene	n/a	<	0.1	µg/L	EPA 8270Cm	0.1	0.1	WKL	
MO-OXN	2012/13-4	Wet	3/8/2013 9:40:00 AM	4/11/2013 7:40:00 AM	Phenol	n/a	<	0.35	µg/L	EPA 8270Cm	0.35	1	WKL	
MO-OXN	2012/13-4	Wet	3/8/2013 9:40:00 AM	4/10/2013 5:46:00 PM	Pyrene	n/a	<	0.1	µg/L	EPA 8270Cm	0.1	0.1	WKL	
MO-OXN	2012/13-4	Wet	3/8/2013 9:40:00 AM	3/24/2013 12:47:00 PM	PCB Aroclor 1016	n/a	<	0.05	µg/L	EPA 608	0.05	0.5	WKL	
MO-OXN	2012/13-4	Wet	3/8/2013 9:40:00 AM	3/24/2013 12:47:00 PM	PCB Aroclor 1221	n/a	<	0.06	µg/L	EPA 608	0.06	0.5	WKL	
MO-OXN	2012/13-4	Wet	3/8/2013 9:40:00 AM	3/24/2013 12:47:00 PM	PCB Aroclor 1232	n/a	<	0.15	µg/L	EPA 608	0.15	0.5	WKL	
MO-OXN	2012/13-4	Wet	3/8/2013 9:40:00 AM	3/24/2013 12:47:00 PM	PCB Aroclor 1242	n/a	<	0.07	µg/L	EPA 608	0.07	0.5	WKL	
MO-OXN	2012/13-4	Wet	3/8/2013 9:40:00 AM	3/24/2013 12:47:00 PM	PCB Aroclor 1248	n/a	<	0.06	µg/L	EPA 608	0.06	0.5	WKL	
MO-OXN	2012/13-4	Wet	3/8/2013 9:40:00 AM	3/24/2013 12:47:00 PM	PCB Aroclor 1254	n/a	<	0.04	µg/L	EPA 608	0.04	0.5	WKL	
MO-OXN	2012/13-4	Wet	3/8/2013 9:40:00 AM	3/24/2013 12:47:00 PM	PCB Aroclor 1260	n/a	<	0.04	µg/L	EPA 608	0.04	0.5	WKL	
MO-OXN	2012/13-4	Wet	3/8/2013 9:40:00 AM	3/22/2013 1:24:00 AM	2,4,5-T	n/a	<	0.07	µg/L	EPA 515.3	0.07	0.2	WKL	
MO-OXN	2012/13-4	Wet	3/8/2013 9:40:00 AM	3/22/2013 1:24:00 AM	2,4,5-TP	n/a	<	0.09	µg/L	EPA 515.3	0.09	0.2	WKL	
MO-OXN	2012/13-4	Wet	3/8/2013 9:40:00 AM	3/22/2013 1:24:00 AM	2,4-D	n/a	<	0.07	µg/L	EPA 515.3	0.07	0.4	WKL	
MO-OXN	2012/13-4	Wet	3/8/2013 9:40:00 AM	3/22/2013 1:24:00 AM	2,4-DB	n/a	<	0.07	µg/L	EPA 515.3	0.07	2	WKL	
MO-OXN	2012/13-4	Wet	3/8/2013 9:40:00 AM	3/22/2013 1:24:00 AM	3,5-Dichlorobenzoic acid	n/a	<	0.09	µg/L	EPA 515.3	0.09	1	WKL	
MO-OXN	2012/13-4	Wet	3/8/2013 9:40:00 AM	3/24/2013 12:47:00 PM	4,4'-DDD	n/a	<	0.003	µg/L	EPA 608	0.003	0.05	WKL	EST-MSRPD
MO-OXN	2012/13-4	Wet	3/8/2013 9:40:00 AM	3/24/2013 12:47:00 PM	4,4'-DDE	n/a	<	0.0025	µg/L	EPA 608	0.0025	0.05	WKL	EST-MSRPD
MO-OXN	2012/13-4	Wet	3/8/2013 9:40:00 AM	3/24/2013 12:47:00 PM	4,4'-DDT	n/a	<	0.0031	µg/L	EPA 608	0.0031	0.01	WKL	
MO-OXN	2012/13-4	Wet	3/8/2013 9:40:00 AM	3/22/2013 1:24:00 AM	Acifluorfen	n/a	<	0.06	µg/L	EPA 515.3	0.06	0.4	WKL	EST-MSRPD
MO-OXN	2012/13-4	Wet	3/8/2013 9:40:00 AM	4/6/2013 1:01:00 AM	Alachlor	n/a	<	0.022	µg/L	EPA 525.2	0.022	0.1	WKL	
MO-OXN	2012/13-4	Wet	3/8/2013 9:40:00 AM	3/24/2013 12:47:00 PM	Aldrin	n/a	<	0.0015	µg/L	EPA 608	0.0015	0.005	WKL	EST-MSRPD
MO-OXN	2012/13-4	Wet	3/8/2013 9:40:00 AM	3/24/2013 12:47:00 PM	alpha-BHC	n/a	<	0.0018	µg/L	EPA 608	0.0018	0.01	WKL	EST-MSRPD
MO-OXN	2012/13-4	Wet	3/8/2013 9:40:00 AM	3/24/2013 12:47:00 PM	alpha-Chlordane	n/a	<	0.0041	µg/L	EPA 608	0.0041	0.01	WKL	
MO-OXN	2012/13-4	Wet	3/8/2013 9:40:00 AM	4/6/2013 1:01:00 AM	Atrazine	n/a	<	0.034	µg/L	EPA 525.2	0.034	0.1	WKL	LB-MSR
MO-OXN	2012/13-4	Wet	3/8/2013 9:40:00 AM	3/23/2013 12:05:00 AM	Azinphos methyl	n/a	<	0.0055	µg/L	EPA 525.2	0.0055	0.01	WKL	EST-MSRPD
MO-OXN	2012/13-4	Wet	3/8/2013 9:40:00 AM	3/22/2013 1:24:00 AM	Bentazon	n/a	<	0.11	µg/L	EPA 515.3	0.11	2	WKL	
MO-OXN	2012/13-4	Wet	3/8/2013 9:40:00 AM	3/24/2013 12:47:00 PM	beta-BHC	n/a	<	0.0031	µg/L	EPA 608	0.0031	0.005	WKL	EST-MSRPD
MO-OXN	2012/13-4	Wet	3/8/2013 9:40:00 AM	3/23/2013 12:05:00 AM	Bolstar	n/a	<	0.0046	µg/L	EPA 525.2	0.0046	0.01	WKL	
MO-OXN	2012/13-4	Wet	3/8/2013 9:40:00 AM	4/6/2013 1:01:00 AM	Bromacil	n/a	<	0.038	µg/L	EPA 525.2	0.038	1	WKL	LB-MSR
MO-OXN	2012/13-4	Wet	3/8/2013 9:40:00 AM	4/6/2013 1:01:00 AM	Butachlor	n/a	<	0.017	µg/L	EPA 525.2	0.017	0.2	WKL	
MO-OXN	2012/13-4	Wet	3/8/2013 9:40:00 AM	4/6/2013 1:01:00 AM	Captan	n/a	<	0.86	µg/L	EPA 525.2	0.86	1	WKL	T-MSRPD, LB-M
MO-OXN	2012/13-4	Wet	3/8/2013 9:40:00 AM	3/24/2013 12:47:00 PM	Chlordane (technical)	n/a	<	0.08	µg/L	EPA 608	0.08	0.1	WKL	
MO-OXN	2012/13-4	Wet	3/8/2013 9:40:00 AM	4/6/2013 1:01:00 AM	Chloropropham	n/a	<	0.01	µg/L	EPA 525.2	0.01	0.1	WKL	

Appendix G
Laboratory Environmental Analysis Results

Site ID	Event	Event Type	Sample Date	Analysis Date	Constituent	Fraction	Sign	Result	Units	Method	MDL	Reporting Limit	Analyzing Laboratory	Qualifier
MO-OXN	2012/13-4	Wet	3/8/2013 9:40:00 AM	3/23/2013 12:05:00 AM	Chlorpyrifos	n/a	<	0.0069	µg/L	EPA 525.2	0.0069	0.01	WKL	
MO-OXN	2012/13-4	Wet	3/8/2013 9:40:00 AM	3/23/2013 12:05:00 AM	Coumaphos	n/a	<	0.0051	µg/L	EPA 525.2	0.0051	0.01	WKL	LB-MSR
MO-OXN	2012/13-4	Wet	3/8/2013 9:40:00 AM	4/6/2013 1:01:00 AM	Cyanazine	n/a	<	0.024	µg/L	EPA 525.2	0.024	0.1	WKL	T-MSRPD, LB-M
MO-OXN	2012/13-4	Wet	3/8/2013 9:40:00 AM	3/22/2013 1:24:00 AM	Dalapon	n/a	<	0.1	µg/L	EPA 515.3	0.1	0.4	WKL	
MO-OXN	2012/13-4	Wet	3/8/2013 9:40:00 AM	3/22/2013 1:24:00 AM	DCPA (Dacthal)	n/a	<	0.07	µg/L	EPA 515.3	0.07	0.1	WKL	
MO-OXN	2012/13-4	Wet	3/8/2013 9:40:00 AM	3/24/2013 12:47:00 PM	delta-BHC	n/a	<	0.0025	µg/L	EPA 608	0.0025	0.005	WKL	
MO-OXN	2012/13-4	Wet	3/8/2013 9:40:00 AM	3/23/2013 12:05:00 AM	Demeton-O	n/a	<	0.01	µg/L	EPA 525.2	0.01	0.01	WKL	
MO-OXN	2012/13-4	Wet	3/8/2013 9:40:00 AM	3/23/2013 12:05:00 AM	Demeton-S	n/a	<	0.01	µg/L	EPA 525.2	0.01	0.01	WKL	
MO-OXN	2012/13-4	Wet	3/8/2013 9:40:00 AM	3/23/2013 12:05:00 AM	Diazinon	n/a	<	0.0052	µg/L	EPA 525.2	0.0052	0.01	WKL	EST-MSRPD
MO-OXN	2012/13-4	Wet	3/8/2013 9:40:00 AM	3/22/2013 1:24:00 AM	Dicamba	n/a	<	0.12	µg/L	EPA 515.3	0.12	0.6	WKL	
MO-OXN	2012/13-4	Wet	3/8/2013 9:40:00 AM	3/22/2013 1:24:00 AM	Dichlorprop	n/a	<	0.08	µg/L	EPA 515.3	0.08	0.3	WKL	
MO-OXN	2012/13-4	Wet	3/8/2013 9:40:00 AM	3/23/2013 12:05:00 AM	Dichlorvos	n/a	<	0.0029	µg/L	EPA 525.2	0.0029	0.01	WKL	
MO-OXN	2012/13-4	Wet	3/8/2013 9:40:00 AM	3/24/2013 12:47:00 PM	Dieldrin	n/a	<	0.0021	µg/L	EPA 608	0.0021	0.01	WKL	EST-MSRPD
MO-OXN	2012/13-4	Wet	3/8/2013 9:40:00 AM	3/23/2013 12:05:00 AM	Dimethoate	n/a	<	0.0062	µg/L	EPA 525.2	0.0062	0.01	WKL	LB-MSR
MO-OXN	2012/13-4	Wet	3/8/2013 9:40:00 AM	3/22/2013 1:24:00 AM	Dinoseb	n/a	<	0.14	µg/L	EPA 515.3	0.14	0.4	WKL	
MO-OXN	2012/13-4	Wet	3/8/2013 9:40:00 AM	4/6/2013 1:01:00 AM	Diphenamid	n/a	<	0.024	µg/L	EPA 525.2	0.024	0.1	WKL	
MO-OXN	2012/13-4	Wet	3/8/2013 9:40:00 AM	3/23/2013 12:05:00 AM	Disulfoton	n/a	<	0.01	µg/L	EPA 525.2	0.01	0.01	WKL	
MO-OXN	2012/13-4	Wet	3/8/2013 9:40:00 AM	3/24/2013 12:47:00 PM	Endosulfan I	n/a	<	0.0017	µg/L	EPA 608	0.0017	0.02	WKL	EST-MSRPD
MO-OXN	2012/13-4	Wet	3/8/2013 9:40:00 AM	3/24/2013 12:47:00 PM	Endosulfan II	n/a	<	0.0019	µg/L	EPA 608	0.0019	0.01	WKL	EST-MSRPD
MO-OXN	2012/13-4	Wet	3/8/2013 9:40:00 AM	3/24/2013 12:47:00 PM	Endosulfan sulfate	n/a	<	0.008	µg/L	EPA 608	0.008	0.05	WKL	EST-MSRPD
MO-OXN	2012/13-4	Wet	3/8/2013 9:40:00 AM	3/24/2013 12:47:00 PM	Endrin	n/a	<	0.0028	µg/L	EPA 608	0.0028	0.01	WKL	EST-MSRPD
MO-OXN	2012/13-4	Wet	3/8/2013 9:40:00 AM	3/24/2013 12:47:00 PM	Endrin aldehyde	n/a	<	0.003	µg/L	EPA 608	0.003	0.01	WKL	
MO-OXN	2012/13-4	Wet	3/8/2013 9:40:00 AM	4/6/2013 1:01:00 AM	EPTC	n/a	<	0.017	µg/L	EPA 525.2	0.017	1	WKL	
MO-OXN	2012/13-4	Wet	3/8/2013 9:40:00 AM	3/23/2013 12:05:00 AM	Ethoprop	n/a	<	0.0067	µg/L	EPA 525.2	0.0067	0.01	WKL	
MO-OXN	2012/13-4	Wet	3/8/2013 9:40:00 AM	3/23/2013 12:05:00 AM	Ethyl parathion	n/a	<	0.0054	µg/L	EPA 525.2	0.0054	0.01	WKL	
MO-OXN	2012/13-4	Wet	3/8/2013 9:40:00 AM	3/23/2013 12:05:00 AM	Fensulfothion	n/a	<	0.0029	µg/L	EPA 525.2	0.0029	0.01	WKL	
MO-OXN	2012/13-4	Wet	3/8/2013 9:40:00 AM	3/23/2013 12:05:00 AM	Fenthion	n/a	<	0.0038	µg/L	EPA 525.2	0.0038	0.01	WKL	
MO-OXN	2012/13-4	Wet	3/8/2013 9:40:00 AM	3/24/2013 12:47:00 PM	gamma-BHC (Lindane)	n/a	<	0.0021	µg/L	EPA 608	0.0021	0.02	WKL	
MO-OXN	2012/13-4	Wet	3/8/2013 9:40:00 AM	3/24/2013 12:47:00 PM	gamma-Chlordane	n/a	<	0.0044	µg/L	EPA 608	0.0044	0.01	WKL	
MO-OXN	2012/13-4	Wet	3/8/2013 9:40:00 AM	3/12/2013 4:53:00 PM	Glyphosate	n/a	=	100	µg/L	EPA 547	9	25	WKL	D
MO-OXN	2012/13-4	Wet	3/8/2013 9:40:00 AM	3/24/2013 12:47:00 PM	Heptachlor	n/a	<	0.0017	µg/L	EPA 608	0.0017	0.01	WKL	EST-MSRPD
MO-OXN	2012/13-4	Wet	3/8/2013 9:40:00 AM	3/24/2013 12:47:00 PM	Heptachlor epoxide	n/a	<	0.0019	µg/L	EPA 608	0.0019	0.01	WKL	
MO-OXN	2012/13-4	Wet	3/8/2013 9:40:00 AM	3/23/2013 12:05:00 AM	Malathion	n/a	=	0.023	µg/L	EPA 525.2	0.0076	0.01	WKL	
MO-OXN	2012/13-4	Wet	3/8/2013 9:40:00 AM	3/23/2013 12:05:00 AM	Merphos	n/a	<	0.0058	µg/L	EPA 525.2	0.0058	0.01	WKL	
MO-OXN	2012/13-4	Wet	3/8/2013 9:40:00 AM	3/24/2013 12:47:00 PM	Methoxychlor	n/a	<	0.0054	µg/L	EPA 608	0.0054	0.02	WKL	
MO-OXN	2012/13-4	Wet	3/8/2013 9:40:00 AM	3/23/2013 12:05:00 AM	Methyl parathion	n/a	<	0.0063	µg/L	EPA 525.2	0.0063	0.01	WKL	
MO-OXN	2012/13-4	Wet	3/8/2013 9:40:00 AM	4/6/2013 1:01:00 AM	Metolachlor	n/a	<	0.012	µg/L	EPA 525.2	0.012	0.1	WKL	
MO-OXN	2012/13-4	Wet	3/8/2013 9:40:00 AM	4/6/2013 1:01:00 AM	Metribuzin	n/a	<	0.015	µg/L	EPA 525.2	0.015	0.1	WKL	LB-MSR
MO-OXN	2012/13-4	Wet	3/8/2013 9:40:00 AM	3/23/2013 12:05:00 AM	Mevinphos	n/a	<	0.0042	µg/L	EPA 525.2	0.0042	0.01	WKL	
MO-OXN	2012/13-4	Wet	3/8/2013 9:40:00 AM	4/6/2013 1:01:00 AM	Molinate	n/a	<	0.039	µg/L	EPA 525.2	0.039	0.1	WKL	
MO-OXN	2012/13-4	Wet	3/8/2013 9:40:00 AM	3/23/2013 12:05:00 AM	Naled	n/a	<	0.0076	µg/L	EPA 525.2	0.0076	0.01	WKL	EST-MSRPD
MO-OXN	2012/13-4	Wet	3/8/2013 9:40:00 AM	3/22/2013 1:24:00 AM	Pentachlorophenol	n/a	<	0.04	µg/L	EPA 515.3	0.04	0.2	WKL	
MO-OXN	2012/13-4	Wet	3/8/2013 9:40:00 AM	3/23/2013 12:05:00 AM	Phorate	n/a	<	0.003	µg/L	EPA 525.2	0.003	0.01	WKL	
MO-OXN	2012/13-4	Wet	3/8/2013 9:40:00 AM	3/22/2013 1:24:00 AM	Picloram	n/a	<	0.05	µg/L	EPA 515.3	0.05	0.6	WKL	
MO-OXN	2012/13-4	Wet	3/8/2013 9:40:00 AM	4/6/2013 1:01:00 AM	Prometon	n/a	<	0.024	µg/L	EPA 525.2	0.024	0.2	WKL	
MO-OXN	2012/13-4	Wet	3/8/2013 9:40:00 AM	4/6/2013 1:01:00 AM	Prometryn	n/a	<	0.036	µg/L	EPA 525.2	0.036	0.1	WKL	
MO-OXN	2012/13-4	Wet	3/8/2013 9:40:00 AM	3/23/2013 12:05:00 AM	Ronnel (Fenchlorphos)	n/a	<	0.0041	µg/L	EPA 525.2	0.0041	0.01	WKL	
MO-OXN	2012/13-4	Wet	3/8/2013 9:40:00 AM	4/6/2013 1:01:00 AM	Simazine	n/a	<	0.015	µg/L	EPA 525.2	0.015	0.1	WKL	LB-MSR

Appendix G
Laboratory Environmental Analysis Results

Site ID	Event	Event Type	Sample Date	Analysis Date	Constituent	Fraction	Sign	Result	Units	Method	MDL	Reporting Limit	Analyzing Laboratory	Qualifier
MO-OXN	2012/13-4	Wet	3/8/2013 9:40:00 AM	3/23/2013 12:05:00 AM	Stirophos (Tetrachlorvinphos)	n/a	<	0.0031	µg/L	EPA 525.2	0.0031	0.01	WKL	B-LCSR, LB-MS
MO-OXN	2012/13-4	Wet	3/8/2013 9:40:00 AM	4/6/2013 1:01:00 AM	Terbacil	n/a	<	0.55	µg/L	EPA 525.2	0.55	2	WKL	
MO-OXN	2012/13-4	Wet	3/8/2013 9:40:00 AM	4/6/2013 1:01:00 AM	Thiobencarb	n/a	<	0.025	µg/L	EPA 525.2	0.025	0.2	WKL	
MO-OXN	2012/13-4	Wet	3/8/2013 9:40:00 AM	3/23/2013 12:05:00 AM	Tokuthion	n/a	<	0.0078	µg/L	EPA 525.2	0.0078	0.01	WKL	
MO-OXN	2012/13-4	Wet	3/8/2013 9:40:00 AM	3/24/2013 12:47:00 PM	Toxaphene	n/a	<	0.12	µg/L	EPA 608	0.12	0.5	WKL	
MO-OXN	2012/13-4	Wet	3/8/2013 9:40:00 AM	3/23/2013 12:05:00 AM	Trichloronate	n/a	<	0.0067	µg/L	EPA 525.2	0.0067	0.01	WKL	
MO-OXN	2012/13-4	Wet	3/8/2013 9:40:00 AM	4/6/2013 1:01:00 AM	Trithion	n/a	<	0.012	µg/L	EPA 525.2	0.012	0.1	WKL	
MO-OXN	2012/13-5	Dry	4/23/2013 10:20:00 AM	5/7/2013 7:06:00 AM	Chloride	n/a	=	160	mg/L	EPA 300.0	0.5	2.5	WKL	D
MO-OXN	2012/13-5	Dry	4/23/2013 10:20:00 AM	5/7/2013 7:06:00 AM	Fluoride	n/a	=	1.2	mg/L	EPA 300.0	0.1	0.5	WKL	D
MO-OXN	2012/13-5	Dry	4/23/2013 10:20:00 AM	5/2/2013 5:38:00 PM	Perchlorate	n/a	<	1.9	µg/L	EPA 314.0	1.9	4	WKL	D
MO-OXN	2012/13-5	Dry	4/23/2013 10:20:00 AM	4/24/2013 9:58:00 AM	E. Coli	n/a	=	301	MPN/100 mL	MMO-MUG	10	10	VCHCA	
MO-OXN	2012/13-5	Dry	4/23/2013 10:20:00 AM	4/26/2013 1:09:00 PM	Fecal Coliform	n/a	=	130	MPN/100 mL	SM 9221 E	2	2	VCHCA	
MO-OXN	2012/13-5	Dry	4/23/2013 10:20:00 AM	4/24/2013 9:58:00 AM	Total Coliform	n/a	=	49600	MPN/100 mL	MMO-MUG	1000	1000	VCHCA	
MO-OXN	2012/13-5	Dry	4/23/2013 10:20:00 AM	5/6/2013 5:18:00 PM	Calcium	Total	=	113	mg/L	EPA 200.7	0.016	0.1	WKL	
MO-OXN	2012/13-5	Dry	4/23/2013 10:20:00 AM	5/6/2013 5:18:00 PM	Magnesium	Total	=	55.5	mg/L	EPA 200.7	0.012	0.1	WKL	
MO-OXN	2012/13-5	Dry	4/23/2013 10:20:00 AM	5/1/2013 4:26:00 PM	Alkalinity as CaCO3	n/a	=	170	mg/L	SM 2320 B	0.56	10	WKL	
MO-OXN	2012/13-5	Dry	4/23/2013 10:20:00 AM	4/29/2013 5:45:00 PM	BOD	n/a	=	10	mg/L	SM 5210 B	0.1	2	WKL	
MO-OXN	2012/13-5	Dry	4/23/2013 10:20:00 AM	4/27/2013 1:07:00 PM	COD	n/a	=	87	mg/L	EPA 410.4	0.73	5	WKL	
MO-OXN	2012/13-5	Dry	4/23/2013 10:20:00 AM	4/23/2013 10:20:00 AM	Conductivity	n/a	=	1127	µmhos/cm	Field Meter	-88	1	Field Crew	
MO-OXN	2012/13-5	Dry	4/23/2013 10:20:00 AM	5/7/2013 10:43:00 AM	Cyanide	Total	<	0.0027	mg/L	EPA 335.4	0.0027	0.005	WKL	
MO-OXN	2012/13-5	Dry	4/23/2013 10:20:00 AM	4/23/2013 10:20:00 AM	DO	n/a	=	128.7	%	Field Meter	-88	0.1	Field Crew	
MO-OXN	2012/13-5	Dry	4/23/2013 10:20:00 AM	4/23/2013 10:20:00 AM	DO	n/a	=	10.71	mg/L	Field Meter	-88	0.3	Field Crew	
MO-OXN	2012/13-5	Dry	4/23/2013 10:20:00 AM	5/6/2013 5:18:00 PM	Hardness as CaCO3	Total	=	510	mg/L	EPA 200.7	0.0894	0.662	WKL	
MO-OXN	2012/13-5	Dry	4/23/2013 10:20:00 AM	4/24/2013 8:29:00 PM	MBAS	n/a	=	0.17	mg/L	SM 5540 C	0.019	0.05	WKL	
MO-OXN	2012/13-5	Dry	4/23/2013 10:20:00 AM	4/23/2013 10:20:00 AM	pH	n/a	=	8.3	pH Units	Field Meter	-88	0.01	Field Crew	
MO-OXN	2012/13-5	Dry	4/23/2013 10:20:00 AM	4/26/2013 12:37:00 PM	Phenolics	n/a	=	0.014	mg/L	EPA 420.4	0.0042	0.01	WKL	
MO-OXN	2012/13-5	Dry	4/23/2013 10:20:00 AM	4/23/2013 10:20:00 AM	Salinity	n/a	=	600	mg/L	Field Meter	-88	100	Field Crew	
MO-OXN	2012/13-5	Dry	4/23/2013 10:20:00 AM	5/3/2013 11:25:00 AM	Specific Conductance	n/a	=	1700	µmhos/cm	SM 2510 B	0.47	4	WKL	D
MO-OXN	2012/13-5	Dry	4/23/2013 10:20:00 AM	4/23/2013 10:20:00 AM	Specific Conductance	n/a	=	1136	µmhos/cm	Field Meter	-88	1	Field Crew	
MO-OXN	2012/13-5	Dry	4/23/2013 10:20:00 AM	4/23/2013 10:20:00 AM	Temperature	n/a	=	24.6	°C	Field Meter	-88	0.1	Field Crew	
MO-OXN	2012/13-5	Dry	4/23/2013 10:20:00 AM	4/29/2013 8:30:00 PM	Total Dissolved Solids	n/a	=	1400	mg/L	SM 2540 C	4	10	WKL	
MO-OXN	2012/13-5	Dry	4/23/2013 10:20:00 AM	4/29/2013 1:45:00 PM	Total Organic Carbon	n/a	=	26	mg/L	SM 5310 C	0.09	3	WKL	D
MO-OXN	2012/13-5	Dry	4/23/2013 10:20:00 AM	4/29/2013 8:30:00 PM	Total Suspended Solids	n/a	=	11	mg/L	SM 2540 D	5	5	WKL	
MO-OXN	2012/13-5	Dry	4/23/2013 10:20:00 AM	4/24/2013 5:52:00 PM	Turbidity	n/a	=	3.9	NTU	EPA 180.1	0.024	0.1	WKL	
MO-OXN	2012/13-5	Dry	4/23/2013 10:20:00 AM	4/29/2013 8:30:00 PM	Volatile Suspended Solids	n/a	=	6	mg/L	EPA 160.4	3.1	5	WKL	
MO-OXN	2012/13-5	Dry	4/23/2013 10:20:00 AM	4/25/2013 5:01:00 PM	Oil and Grease	n/a	<	1.3	mg/L	EPA 1664A	1.3	5	WKL	
MO-OXN	2012/13-5	Dry	4/23/2013 10:20:00 AM	4/25/2013 5:01:00 PM	TPH	n/a	<	1.9	mg/L	EPA 1664A	1.9	5	WKL	
MO-OXN	2012/13-5	Dry	4/23/2013 10:20:00 AM	5/7/2013 4:57:00 AM	Aluminum	Dissolved	<	2.1	µg/L	EPA 200.8	2.1	5	WKL	
MO-OXN	2012/13-5	Dry	4/23/2013 10:20:00 AM	5/7/2013 5:05:00 AM	Aluminum	Total	=	69	µg/L	EPA 200.8	2.1	5	WKL	
MO-OXN	2012/13-5	Dry	4/23/2013 10:20:00 AM	5/7/2013 4:57:00 AM	Antimony	Dissolved	=	1.2	µg/L	EPA 200.8	0.034	0.5	WKL	
MO-OXN	2012/13-5	Dry	4/23/2013 10:20:00 AM	5/7/2013 5:05:00 AM	Antimony	Total	=	1.2	µg/L	EPA 200.8	0.034	0.5	WKL	
MO-OXN	2012/13-5	Dry	4/23/2013 10:20:00 AM	5/7/2013 4:57:00 AM	Arsenic	Dissolved	=	3.4	µg/L	EPA 200.8	0.13	0.4	WKL	
MO-OXN	2012/13-5	Dry	4/23/2013 10:20:00 AM	5/7/2013 5:05:00 AM	Arsenic	Total	=	3.4	µg/L	EPA 200.8	0.13	0.4	WKL	
MO-OXN	2012/13-5	Dry	4/23/2013 10:20:00 AM	5/7/2013 4:24:00 PM	Beryllium	Dissolved	<	0.015	µg/L	EPA 200.8	0.015	0.1	WKL	
MO-OXN	2012/13-5	Dry	4/23/2013 10:20:00 AM	5/7/2013 4:29:00 PM	Beryllium	Total	<	0.015	µg/L	EPA 200.8	0.015	0.1	WKL	
MO-OXN	2012/13-5	Dry	4/23/2013 10:20:00 AM	5/7/2013 4:57:00 AM	Cadmium	Dissolved	DNQ	0.08	µg/L	EPA 200.8	0.017	0.1	WKL	
MO-OXN	2012/13-5	Dry	4/23/2013 10:20:00 AM	5/7/2013 5:05:00 AM	Cadmium	Total	=	0.1	µg/L	EPA 200.8	0.017	0.1	WKL	
MO-OXN	2012/13-5	Dry	4/23/2013 10:20:00 AM	5/7/2013 4:57:00 AM	Chromium	Dissolved	=	0.26	µg/L	EPA 200.8	0.024	0.2	WKL	

Appendix G
Laboratory Environmental Analysis Results

Site ID	Event	Event Type	Sample Date	Analysis Date	Constituent	Fraction	Sign	Result	Units	Method	MDL	Reporting Limit	Analyzing Laboratory	Qualifier
MO-OXN	2012/13-5	Dry	4/23/2013 10:20:00 AM	5/7/2013 5:05:00 AM	Chromium	Total	=	0.41	µg/L	EPA 200.8	0.024	0.2	WKL	
MO-OXN	2012/13-5	Dry	4/23/2013 10:20:00 AM	4/25/2013 12:19:00 PM	Chromium VI	n/a	DNQ	0.075	µg/L	EPA 218.6	0.0059	0.3	WKL	
MO-OXN	2012/13-5	Dry	4/23/2013 10:20:00 AM	5/7/2013 4:57:00 AM	Copper	Dissolved	=	26	µg/L	EPA 200.8	0.036	0.5	WKL	
MO-OXN	2012/13-5	Dry	4/23/2013 10:20:00 AM	5/7/2013 5:05:00 AM	Copper	Total	=	30	µg/L	EPA 200.8	0.036	0.5	WKL	
MO-OXN	2012/13-5	Dry	4/23/2013 10:20:00 AM	5/6/2013 5:16:00 PM	Iron	Dissolved	=	11	µg/L	EPA 200.7	1.1	10	WKL	
MO-OXN	2012/13-5	Dry	4/23/2013 10:20:00 AM	5/6/2013 5:18:00 PM	Iron	Total	=	140	µg/L	EPA 200.7	1.1	10	WKL	
MO-OXN	2012/13-5	Dry	4/23/2013 10:20:00 AM	5/7/2013 4:57:00 AM	Lead	Dissolved	DNQ	0.05	µg/L	EPA 200.8	0.024	0.2	WKL	
MO-OXN	2012/13-5	Dry	4/23/2013 10:20:00 AM	5/7/2013 5:05:00 AM	Lead	Total	=	0.45	µg/L	EPA 200.8	0.024	0.2	WKL	
MO-OXN	2012/13-5	Dry	4/23/2013 10:20:00 AM	5/1/2013 4:22:00 PM	Mercury	Dissolved	DNQ	21	ng/L	EPA 245.1	3.9	50	WKL	
MO-OXN	2012/13-5	Dry	4/23/2013 10:20:00 AM	5/1/2013 4:22:00 PM	Mercury	Total	DNQ	11	ng/L	EPA 245.1	3.9	50	WKL	
MO-OXN	2012/13-5	Dry	4/23/2013 10:20:00 AM	5/7/2013 4:57:00 AM	Nickel	Dissolved	=	3.4	µg/L	EPA 200.8	0.091	0.8	WKL	
MO-OXN	2012/13-5	Dry	4/23/2013 10:20:00 AM	5/7/2013 5:05:00 AM	Nickel	Total	=	3.6	µg/L	EPA 200.8	0.091	0.8	WKL	
MO-OXN	2012/13-5	Dry	4/23/2013 10:20:00 AM	5/7/2013 4:24:00 PM	Selenium	Dissolved	=	2.5	µg/L	EPA 200.8	0.081	0.4	WKL	
MO-OXN	2012/13-5	Dry	4/23/2013 10:20:00 AM	5/7/2013 4:29:00 PM	Selenium	Total	=	2.7	µg/L	EPA 200.8	0.081	0.4	WKL	
MO-OXN	2012/13-5	Dry	4/23/2013 10:20:00 AM	5/7/2013 4:57:00 AM	Silver	Dissolved	<	0.012	µg/L	EPA 200.8	0.012	0.2	WKL	
MO-OXN	2012/13-5	Dry	4/23/2013 10:20:00 AM	5/7/2013 5:05:00 AM	Silver	Total	<	0.012	µg/L	EPA 200.8	0.012	0.2	WKL	
MO-OXN	2012/13-5	Dry	4/23/2013 10:20:00 AM	5/7/2013 4:57:00 AM	Thallium	Dissolved	<	0.034	µg/L	EPA 200.8	0.034	0.2	WKL	
MO-OXN	2012/13-5	Dry	4/23/2013 10:20:00 AM	5/7/2013 5:05:00 AM	Thallium	Total	<	0.034	µg/L	EPA 200.8	0.034	0.2	WKL	
MO-OXN	2012/13-5	Dry	4/23/2013 10:20:00 AM	5/7/2013 4:57:00 AM	Zinc	Dissolved	=	9	µg/L	EPA 200.8	0.5	5	WKL	
MO-OXN	2012/13-5	Dry	4/23/2013 10:20:00 AM	5/7/2013 5:05:00 AM	Zinc	Total	=	11	µg/L	EPA 200.8	0.5	5	WKL	
MO-OXN	2012/13-5	Dry	4/23/2013 10:20:00 AM	5/9/2013 4:10:00 PM	Ammonia as N	n/a	=	0.21	mg/L	EPA 350.1	0.048	0.1	WKL	
MO-OXN	2012/13-5	Dry	4/23/2013 10:20:00 AM	4/24/2013 12:25:00 PM	Nitrate + Nitrite as N	n/a	=	0.33	mg/L	EPA 353.2	0.01	0.1	WKL	
MO-OXN	2012/13-5	Dry	4/23/2013 10:20:00 AM	5/20/2013 7:33:00 PM	Phosphorus as P	Dissolved	=	0.13	mg/L	EPA 365.1	0.0014	0.01	WKL	
MO-OXN	2012/13-5	Dry	4/23/2013 10:20:00 AM	5/8/2013 11:37:00 PM	Phosphorus as P	Total	=	0.22	mg/L	EPA 365.1	0.0028	0.02	WKL	D
MO-OXN	2012/13-5	Dry	4/23/2013 10:20:00 AM	5/6/2013 12:07:00 PM	TKN	n/a	=	2.7	mg/L	EPA 351.2	0.05	0.1	WKL	
MO-OXN	2012/13-5	Dry	4/23/2013 10:20:00 AM	5/7/2013 12:53:00 AM	1,2,4-Trichlorobenzene	n/a	<	0.55	µg/L	EPA 625	0.55	1	WKL	
MO-OXN	2012/13-5	Dry	4/23/2013 10:20:00 AM	5/7/2013 12:53:00 AM	1,2-Dichlorobenzene	n/a	<	0.57	µg/L	EPA 625	0.57	1	WKL	
MO-OXN	2012/13-5	Dry	4/23/2013 10:20:00 AM	5/7/2013 12:53:00 AM	1,2-Diphenylhydrazine	n/a	<	0.25	µg/L	EPA 625	0.25	1	WKL	
MO-OXN	2012/13-5	Dry	4/23/2013 10:20:00 AM	5/7/2013 12:53:00 AM	1,3-Dichlorobenzene	n/a	<	0.53	µg/L	EPA 625	0.53	1	WKL	EST-LCSRPD
MO-OXN	2012/13-5	Dry	4/23/2013 10:20:00 AM	5/7/2013 12:53:00 AM	1,4-Dichlorobenzene	n/a	<	0.55	µg/L	EPA 625	0.55	1	WKL	EST-LCSRPD
MO-OXN	2012/13-5	Dry	4/23/2013 10:20:00 AM	5/11/2013 7:15:00 AM	1-Methylnaphthalene	n/a	<	0.1	µg/L	EPA 8270Cm	0.1	0.1	WKL	
MO-OXN	2012/13-5	Dry	4/23/2013 10:20:00 AM	5/10/2013 6:15:00 PM	2,4,5-Trichlorophenol	n/a	<	0.29	µg/L	EPA 8270Cm	0.29	1	WKL	
MO-OXN	2012/13-5	Dry	4/23/2013 10:20:00 AM	5/10/2013 6:15:00 PM	2,4,6-Trichlorophenol	n/a	<	0.3	µg/L	EPA 8270Cm	0.3	1	WKL	
MO-OXN	2012/13-5	Dry	4/23/2013 10:20:00 AM	5/10/2013 6:15:00 PM	2,4-Dichlorophenol	n/a	<	0.51	µg/L	EPA 8270Cm	0.51	1	WKL	
MO-OXN	2012/13-5	Dry	4/23/2013 10:20:00 AM	5/10/2013 6:15:00 PM	2,4-Dimethylphenol	n/a	<	1	µg/L	EPA 8270Cm	1	2	WKL	
MO-OXN	2012/13-5	Dry	4/23/2013 10:20:00 AM	5/10/2013 6:15:00 PM	2,4-Dinitrophenol	n/a	<	1	µg/L	EPA 8270Cm	1	2	WKL	EST-LCSRPD
MO-OXN	2012/13-5	Dry	4/23/2013 10:20:00 AM	5/7/2013 12:53:00 AM	2,4-Dinitrotoluene	n/a	<	0.18	µg/L	EPA 625	0.18	1	WKL	
MO-OXN	2012/13-5	Dry	4/23/2013 10:20:00 AM	5/7/2013 12:53:00 AM	2,6-Dinitrotoluene	n/a	<	0.27	µg/L	EPA 625	0.27	1	WKL	
MO-OXN	2012/13-5	Dry	4/23/2013 10:20:00 AM	4/25/2013 9:06:00 AM	2-Chloroethyl vinyl ether	n/a	<	0.28	µg/L	EPA 624	0.28	1	WKL	
MO-OXN	2012/13-5	Dry	4/23/2013 10:20:00 AM	5/7/2013 12:53:00 AM	2-Chloronaphthalene	n/a	<	0.45	µg/L	EPA 625	0.45	1	WKL	
MO-OXN	2012/13-5	Dry	4/23/2013 10:20:00 AM	5/10/2013 6:15:00 PM	2-Chlorophenol	n/a	<	0.65	µg/L	EPA 8270Cm	0.65	1	WKL	
MO-OXN	2012/13-5	Dry	4/23/2013 10:20:00 AM	5/11/2013 7:15:00 AM	2-Methylnaphthalene	n/a	<	0.1	µg/L	EPA 8270Cm	0.1	0.1	WKL	
MO-OXN	2012/13-5	Dry	4/23/2013 10:20:00 AM	5/10/2013 6:15:00 PM	2-Methylphenol	n/a	<	0.34	µg/L	EPA 8270Cm	0.34	1	WKL	
MO-OXN	2012/13-5	Dry	4/23/2013 10:20:00 AM	5/10/2013 6:15:00 PM	2-Nitrophenol	n/a	<	0.71	µg/L	EPA 8270Cm	0.71	1	WKL	
MO-OXN	2012/13-5	Dry	4/23/2013 10:20:00 AM	5/7/2013 12:53:00 AM	3,3'-Dichlorobenzidine	n/a	<	1.2	µg/L	EPA 625	1.2	5	WKL	
MO-OXN	2012/13-5	Dry	4/23/2013 10:20:00 AM	5/10/2013 6:15:00 PM	3-/4-Methylphenol	n/a	<	0.3	µg/L	EPA 8270Cm	0.3	1	WKL	
MO-OXN	2012/13-5	Dry	4/23/2013 10:20:00 AM	5/10/2013 6:15:00 PM	4,6-Dinitro-2-methylphenol	n/a	<	0.14	µg/L	EPA 8270Cm	0.14	1	WKL	
MO-OXN	2012/13-5	Dry	4/23/2013 10:20:00 AM	5/7/2013 12:53:00 AM	4-Bromophenyl phenyl ether	n/a	<	0.36	µg/L	EPA 625	0.36	1	WKL	

Site ID	Event	Event Type	Sample Date	Analysis Date	Constituent	Fraction	Sign	Result	Units	Method	MDL	Reporting Limit	Analyzing Laboratory	Qualifier
MO-OXN	2012/13-5	Dry	4/23/2013 10:20:00 AM	5/10/2013 6:15:00 PM	4-Chloro-3-methylphenol	n/a	<	0.37	µg/L	EPA 8270Cm	0.37	1	WKL	
MO-OXN	2012/13-5	Dry	4/23/2013 10:20:00 AM	5/7/2013 12:53:00 AM	4-Chlorophenyl phenyl ether	n/a	<	0.41	µg/L	EPA 625	0.41	1	WKL	
MO-OXN	2012/13-5	Dry	4/23/2013 10:20:00 AM	5/10/2013 6:15:00 PM	4-Nitrophenol	n/a	<	1	µg/L	EPA 8270Cm	1	2	WKL	
MO-OXN	2012/13-5	Dry	4/23/2013 10:20:00 AM	5/11/2013 7:15:00 AM	Acenaphthene	n/a	<	0.1	µg/L	EPA 8270Cm	0.1	0.1	WKL	
MO-OXN	2012/13-5	Dry	4/23/2013 10:20:00 AM	5/11/2013 7:15:00 AM	Acenaphthylene	n/a	<	0.1	µg/L	EPA 8270Cm	0.1	0.1	WKL	
MO-OXN	2012/13-5	Dry	4/23/2013 10:20:00 AM	5/11/2013 7:15:00 AM	Anthracene	n/a	<	0.1	µg/L	EPA 8270Cm	0.1	0.1	WKL	
MO-OXN	2012/13-5	Dry	4/23/2013 10:20:00 AM	5/11/2013 7:15:00 AM	Benz(a)anthracene	n/a	<	0.1	µg/L	EPA 8270Cm	0.1	0.1	WKL	
MO-OXN	2012/13-5	Dry	4/23/2013 10:20:00 AM	5/7/2013 12:53:00 AM	Benzidine	n/a	<	3.7	µg/L	EPA 625	3.7	10	WKL	
MO-OXN	2012/13-5	Dry	4/23/2013 10:20:00 AM	5/1/2013 8:03:00 PM	Benzo(a)pyrene	n/a	<	0.07	µg/L	EPA 525.2	0.07	0.1	WKL	
MO-OXN	2012/13-5	Dry	4/23/2013 10:20:00 AM	5/11/2013 7:15:00 AM	Benzo(b)fluoranthene	n/a	<	0.1	µg/L	EPA 8270Cm	0.1	0.1	WKL	
MO-OXN	2012/13-5	Dry	4/23/2013 10:20:00 AM	5/11/2013 7:15:00 AM	Benzo(g,h,i)perylene	n/a	<	0.1	µg/L	EPA 8270Cm	0.1	0.1	WKL	
MO-OXN	2012/13-5	Dry	4/23/2013 10:20:00 AM	5/11/2013 7:15:00 AM	Benzo(k)fluoranthene	n/a	<	0.1	µg/L	EPA 8270Cm	0.1	0.1	WKL	
MO-OXN	2012/13-5	Dry	4/23/2013 10:20:00 AM	5/7/2013 12:53:00 AM	Bis(2-chloroethoxy)methane	n/a	<	0.25	µg/L	EPA 625	0.25	1	WKL	
MO-OXN	2012/13-5	Dry	4/23/2013 10:20:00 AM	5/7/2013 12:53:00 AM	Bis(2-chloroethyl)ether	n/a	<	0.27	µg/L	EPA 625	0.27	1	WKL	
MO-OXN	2012/13-5	Dry	4/23/2013 10:20:00 AM	5/7/2013 12:53:00 AM	Bis(2-chloroisopropyl)ether	n/a	<	0.38	µg/L	EPA 625	0.38	1	WKL	
MO-OXN	2012/13-5	Dry	4/23/2013 10:20:00 AM	5/1/2013 8:03:00 PM	Bis(2-ethylhexyl)adipate	n/a	<	0.1	µg/L	EPA 525.2	0.1	5	WKL	
MO-OXN	2012/13-5	Dry	4/23/2013 10:20:00 AM	5/1/2013 8:03:00 PM	Bis(2-ethylhexyl)phthalate	n/a	<	1.1	µg/L	EPA 525.2	1.1	3	WKL	
MO-OXN	2012/13-5	Dry	4/23/2013 10:20:00 AM	5/7/2013 12:53:00 AM	Butyl benzyl phthalate	n/a	DNQ	0.55	µg/L	EPA 625	0.18	1	WKL	
MO-OXN	2012/13-5	Dry	4/23/2013 10:20:00 AM	5/11/2013 7:15:00 AM	Chrysene	n/a	<	0.1	µg/L	EPA 8270Cm	0.1	0.1	WKL	
MO-OXN	2012/13-5	Dry	4/23/2013 10:20:00 AM	5/11/2013 7:15:00 AM	Dibenz(a,h)anthracene	n/a	<	0.1	µg/L	EPA 8270Cm	0.1	0.1	WKL	
MO-OXN	2012/13-5	Dry	4/23/2013 10:20:00 AM	5/7/2013 12:53:00 AM	Diethyl phthalate	n/a	DNQ	0.7	µg/L	EPA 625	0.15	1	WKL	
MO-OXN	2012/13-5	Dry	4/23/2013 10:20:00 AM	5/7/2013 12:53:00 AM	Dimethyl phthalate	n/a	<	0.18	µg/L	EPA 625	0.18	1	WKL	
MO-OXN	2012/13-5	Dry	4/23/2013 10:20:00 AM	5/7/2013 12:53:00 AM	Di-n-butylphthalate	n/a	DNQ	0.42	µg/L	EPA 625	0.24	1	WKL	
MO-OXN	2012/13-5	Dry	4/23/2013 10:20:00 AM	5/7/2013 12:53:00 AM	Di-n-octylphthalate	n/a	<	0.19	µg/L	EPA 625	0.19	1	WKL	
MO-OXN	2012/13-5	Dry	4/23/2013 10:20:00 AM	5/11/2013 7:15:00 AM	Fluoranthene	n/a	<	0.1	µg/L	EPA 8270Cm	0.1	0.1	WKL	
MO-OXN	2012/13-5	Dry	4/23/2013 10:20:00 AM	5/11/2013 7:15:00 AM	Fluorene	n/a	<	0.1	µg/L	EPA 8270Cm	0.1	0.1	WKL	
MO-OXN	2012/13-5	Dry	4/23/2013 10:20:00 AM	5/7/2013 12:53:00 AM	Hexachlorobenzene	n/a	<	0.49	µg/L	EPA 625	0.49	1	WKL	
MO-OXN	2012/13-5	Dry	4/23/2013 10:20:00 AM	5/7/2013 12:53:00 AM	Hexachlorobutadiene	n/a	<	0.47	µg/L	EPA 625	0.47	1	WKL	EST-LCSRPD
MO-OXN	2012/13-5	Dry	4/23/2013 10:20:00 AM	5/7/2013 12:53:00 AM	Hexachlorocyclopentadiene	n/a	<	1.5	µg/L	EPA 625	1.5	5	WKL	
MO-OXN	2012/13-5	Dry	4/23/2013 10:20:00 AM	5/7/2013 12:53:00 AM	Hexachloroethane	n/a	<	0.52	µg/L	EPA 625	0.52	1	WKL	EST-LCSRPD
MO-OXN	2012/13-5	Dry	4/23/2013 10:20:00 AM	5/11/2013 7:15:00 AM	Indeno(1,2,3-cd)pyrene	n/a	<	0.1	µg/L	EPA 8270Cm	0.1	0.1	WKL	
MO-OXN	2012/13-5	Dry	4/23/2013 10:20:00 AM	5/7/2013 12:53:00 AM	Isophorone	n/a	<	0.21	µg/L	EPA 625	0.21	1	WKL	
MO-OXN	2012/13-5	Dry	4/23/2013 10:20:00 AM	4/25/2013 9:06:00 AM	Methyl tert-butyl ether (MTBE)	n/a	<	0.25	µg/L	EPA 624	0.25	1	WKL	
MO-OXN	2012/13-5	Dry	4/23/2013 10:20:00 AM	5/11/2013 7:15:00 AM	Naphthalene	n/a	<	0.1	µg/L	EPA 8270Cm	0.1	0.1	WKL	
MO-OXN	2012/13-5	Dry	4/23/2013 10:20:00 AM	5/7/2013 12:53:00 AM	Nitrobenzene	n/a	<	0.36	µg/L	EPA 625	0.36	1	WKL	
MO-OXN	2012/13-5	Dry	4/23/2013 10:20:00 AM	5/7/2013 12:53:00 AM	N-Nitrosodimethylamine	n/a	<	0.14	µg/L	EPA 625	0.14	1	WKL	EST-LCSRPD
MO-OXN	2012/13-5	Dry	4/23/2013 10:20:00 AM	5/7/2013 12:53:00 AM	N-Nitrosodi-N-propylamine	n/a	<	0.26	µg/L	EPA 625	0.26	1	WKL	
MO-OXN	2012/13-5	Dry	4/23/2013 10:20:00 AM	5/7/2013 12:53:00 AM	N-Nitrosodiphenylamine	n/a	<	0.19	µg/L	EPA 625	0.19	1	WKL	
MO-OXN	2012/13-5	Dry	4/23/2013 10:20:00 AM	5/11/2013 7:15:00 AM	Phenanthrene	n/a	<	0.1	µg/L	EPA 8270Cm	0.1	0.1	WKL	
MO-OXN	2012/13-5	Dry	4/23/2013 10:20:00 AM	5/10/2013 6:15:00 PM	Phenol	n/a	<	0.35	µg/L	EPA 8270Cm	0.35	1	WKL	
MO-OXN	2012/13-5	Dry	4/23/2013 10:20:00 AM	5/11/2013 7:15:00 AM	Pyrene	n/a	<	0.1	µg/L	EPA 8270Cm	0.1	0.1	WKL	
MO-OXN	2012/13-5	Dry	4/23/2013 10:20:00 AM	5/8/2013 2:33:00 AM	PCB Aroclor 1016	n/a	<	0.05	µg/L	EPA 608	0.05	0.5	WKL	
MO-OXN	2012/13-5	Dry	4/23/2013 10:20:00 AM	5/8/2013 2:33:00 AM	PCB Aroclor 1221	n/a	<	0.06	µg/L	EPA 608	0.06	0.5	WKL	
MO-OXN	2012/13-5	Dry	4/23/2013 10:20:00 AM	5/8/2013 2:33:00 AM	PCB Aroclor 1232	n/a	<	0.15	µg/L	EPA 608	0.15	0.5	WKL	
MO-OXN	2012/13-5	Dry	4/23/2013 10:20:00 AM	5/8/2013 2:33:00 AM	PCB Aroclor 1242	n/a	<	0.07	µg/L	EPA 608	0.07	0.5	WKL	
MO-OXN	2012/13-5	Dry	4/23/2013 10:20:00 AM	5/8/2013 2:33:00 AM	PCB Aroclor 1248	n/a	<	0.06	µg/L	EPA 608	0.06	0.5	WKL	
MO-OXN	2012/13-5	Dry	4/23/2013 10:20:00 AM	5/8/2013 2:33:00 AM	PCB Aroclor 1254	n/a	<	0.04	µg/L	EPA 608	0.04	0.5	WKL	
MO-OXN	2012/13-5	Dry	4/23/2013 10:20:00 AM	5/8/2013 2:33:00 AM	PCB Aroclor 1260	n/a	<	0.04	µg/L	EPA 608	0.04	0.5	WKL	

Appendix G
Laboratory Environmental Analysis Results

Site ID	Event	Event Type	Sample Date	Analysis Date	Constituent	Fraction	Sign	Result	Units	Method	MDL	Reporting Limit	Analyzing Laboratory	Qualifier
MO-OXN	2012/13-5	Dry	4/23/2013 10:20:00 AM	4/26/2013 3:44:00 PM	2,4,5-T	n/a	<	0.07	µg/L	EPA 515.3	0.07	0.2	WKL	
MO-OXN	2012/13-5	Dry	4/23/2013 10:20:00 AM	4/26/2013 3:44:00 PM	2,4,5-TP	n/a	<	0.09	µg/L	EPA 515.3	0.09	0.2	WKL	
MO-OXN	2012/13-5	Dry	4/23/2013 10:20:00 AM	4/26/2013 3:44:00 PM	2,4-D	n/a	=	1.5	µg/L	EPA 515.3	0.07	0.4	WKL	
MO-OXN	2012/13-5	Dry	4/23/2013 10:20:00 AM	4/26/2013 3:44:00 PM	2,4-DB	n/a	<	0.07	µg/L	EPA 515.3	0.07	2	WKL	
MO-OXN	2012/13-5	Dry	4/23/2013 10:20:00 AM	4/26/2013 3:44:00 PM	3,5-Dichlorobenzoic acid	n/a	<	0.09	µg/L	EPA 515.3	0.09	1	WKL	
MO-OXN	2012/13-5	Dry	4/23/2013 10:20:00 AM	5/8/2013 2:33:00 AM	4,4'-DDD	n/a	<	0.003	µg/L	EPA 608	0.003	0.05	WKL	
MO-OXN	2012/13-5	Dry	4/23/2013 10:20:00 AM	5/8/2013 2:33:00 AM	4,4'-DDE	n/a	<	0.0025	µg/L	EPA 608	0.0025	0.05	WKL	
MO-OXN	2012/13-5	Dry	4/23/2013 10:20:00 AM	5/8/2013 2:33:00 AM	4,4'-DDT	n/a	<	0.0031	µg/L	EPA 608	0.0031	0.01	WKL	
MO-OXN	2012/13-5	Dry	4/23/2013 10:20:00 AM	4/26/2013 3:44:00 PM	Acifluorfen	n/a	<	0.06	µg/L	EPA 515.3	0.06	0.4	WKL	
MO-OXN	2012/13-5	Dry	4/23/2013 10:20:00 AM	5/1/2013 8:03:00 PM	Alachlor	n/a	<	0.022	µg/L	EPA 525.2	0.022	0.1	WKL	
MO-OXN	2012/13-5	Dry	4/23/2013 10:20:00 AM	5/8/2013 2:33:00 AM	Aldrin	n/a	<	0.0015	µg/L	EPA 608	0.0015	0.005	WKL	
MO-OXN	2012/13-5	Dry	4/23/2013 10:20:00 AM	5/8/2013 2:33:00 AM	alpha-BHC	n/a	<	0.0018	µg/L	EPA 608	0.0018	0.01	WKL	
MO-OXN	2012/13-5	Dry	4/23/2013 10:20:00 AM	5/8/2013 2:33:00 AM	alpha-Chlordane	n/a	<	0.0041	µg/L	EPA 608	0.0041	0.01	WKL	
MO-OXN	2012/13-5	Dry	4/23/2013 10:20:00 AM	5/1/2013 8:03:00 PM	Atrazine	n/a	<	0.034	µg/L	EPA 525.2	0.034	0.1	WKL	
MO-OXN	2012/13-5	Dry	4/23/2013 10:20:00 AM	4/29/2013 8:40:00 PM	Azinphos methyl	n/a	<	0.0055	µg/L	EPA 525.2	0.0055	0.01	WKL	
MO-OXN	2012/13-5	Dry	4/23/2013 10:20:00 AM	4/26/2013 3:44:00 PM	Bentazon	n/a	<	0.11	µg/L	EPA 515.3	0.11	2	WKL	
MO-OXN	2012/13-5	Dry	4/23/2013 10:20:00 AM	5/8/2013 2:33:00 AM	beta-BHC	n/a	<	0.0031	µg/L	EPA 608	0.0031	0.005	WKL	
MO-OXN	2012/13-5	Dry	4/23/2013 10:20:00 AM	4/29/2013 8:40:00 PM	Bolstar	n/a	<	0.0046	µg/L	EPA 525.2	0.0046	0.01	WKL	
MO-OXN	2012/13-5	Dry	4/23/2013 10:20:00 AM	5/1/2013 8:03:00 PM	Bromacil	n/a	<	0.038	µg/L	EPA 525.2	0.038	1	WKL	
MO-OXN	2012/13-5	Dry	4/23/2013 10:20:00 AM	5/1/2013 8:03:00 PM	Butachlor	n/a	<	0.017	µg/L	EPA 525.2	0.017	0.2	WKL	
MO-OXN	2012/13-5	Dry	4/23/2013 10:20:00 AM	5/1/2013 8:03:00 PM	Captan	n/a	<	0.86	µg/L	EPA 525.2	0.86	1	WKL	
MO-OXN	2012/13-5	Dry	4/23/2013 10:20:00 AM	5/8/2013 2:33:00 AM	Chlordane (technical)	n/a	<	0.08	µg/L	EPA 608	0.08	0.1	WKL	
MO-OXN	2012/13-5	Dry	4/23/2013 10:20:00 AM	5/1/2013 8:03:00 PM	Chloropropham	n/a	<	0.01	µg/L	EPA 525.2	0.01	0.1	WKL	
MO-OXN	2012/13-5	Dry	4/23/2013 10:20:00 AM	4/29/2013 8:40:00 PM	Chlorpyrifos	n/a	<	0.0069	µg/L	EPA 525.2	0.0069	0.01	WKL	
MO-OXN	2012/13-5	Dry	4/23/2013 10:20:00 AM	4/29/2013 8:40:00 PM	Coumaphos	n/a	<	0.0051	µg/L	EPA 525.2	0.0051	0.01	WKL	
MO-OXN	2012/13-5	Dry	4/23/2013 10:20:00 AM	5/1/2013 8:03:00 PM	Cyanazine	n/a	<	0.024	µg/L	EPA 525.2	0.024	0.1	WKL	
MO-OXN	2012/13-5	Dry	4/23/2013 10:20:00 AM	4/26/2013 3:44:00 PM	Dalapon	n/a	<	0.1	µg/L	EPA 515.3	0.1	0.4	WKL	
MO-OXN	2012/13-5	Dry	4/23/2013 10:20:00 AM	4/26/2013 3:44:00 PM	DCPA (Dacthal)	n/a	<	0.07	µg/L	EPA 515.3	0.07	0.1	WKL	
MO-OXN	2012/13-5	Dry	4/23/2013 10:20:00 AM	5/8/2013 2:33:00 AM	delta-BHC	n/a	<	0.0025	µg/L	EPA 608	0.0025	0.005	WKL	
MO-OXN	2012/13-5	Dry	4/23/2013 10:20:00 AM	4/29/2013 8:40:00 PM	Demeton-O	n/a	<	0.01	µg/L	EPA 525.2	0.01	0.01	WKL	
MO-OXN	2012/13-5	Dry	4/23/2013 10:20:00 AM	4/29/2013 8:40:00 PM	Demeton-S	n/a	<	0.01	µg/L	EPA 525.2	0.01	0.01	WKL	
MO-OXN	2012/13-5	Dry	4/23/2013 10:20:00 AM	4/29/2013 8:40:00 PM	Diazinon	n/a	<	0.0052	µg/L	EPA 525.2	0.0052	0.01	WKL	
MO-OXN	2012/13-5	Dry	4/23/2013 10:20:00 AM	4/26/2013 3:44:00 PM	Dicamba	n/a	<	0.12	µg/L	EPA 515.3	0.12	0.6	WKL	
MO-OXN	2012/13-5	Dry	4/23/2013 10:20:00 AM	4/26/2013 3:44:00 PM	Dichlorprop	n/a	<	0.08	µg/L	EPA 515.3	0.08	0.3	WKL	
MO-OXN	2012/13-5	Dry	4/23/2013 10:20:00 AM	4/29/2013 8:40:00 PM	Dichlorvos	n/a	<	0.0029	µg/L	EPA 525.2	0.0029	0.01	WKL	
MO-OXN	2012/13-5	Dry	4/23/2013 10:20:00 AM	5/8/2013 2:33:00 AM	Dieldrin	n/a	<	0.0021	µg/L	EPA 608	0.0021	0.01	WKL	
MO-OXN	2012/13-5	Dry	4/23/2013 10:20:00 AM	4/29/2013 8:40:00 PM	Dimethoate	n/a	<	0.0062	µg/L	EPA 525.2	0.0062	0.01	WKL	
MO-OXN	2012/13-5	Dry	4/23/2013 10:20:00 AM	4/26/2013 3:44:00 PM	Dinoseb	n/a	<	0.14	µg/L	EPA 515.3	0.14	0.4	WKL	
MO-OXN	2012/13-5	Dry	4/23/2013 10:20:00 AM	5/1/2013 8:03:00 PM	Diphenamid	n/a	<	0.024	µg/L	EPA 525.2	0.024	0.1	WKL	
MO-OXN	2012/13-5	Dry	4/23/2013 10:20:00 AM	4/29/2013 8:40:00 PM	Disulfoton	n/a	<	0.01	µg/L	EPA 525.2	0.01	0.01	WKL	
MO-OXN	2012/13-5	Dry	4/23/2013 10:20:00 AM	5/8/2013 2:33:00 AM	Endosulfan I	n/a	<	0.0017	µg/L	EPA 608	0.0017	0.02	WKL	
MO-OXN	2012/13-5	Dry	4/23/2013 10:20:00 AM	5/8/2013 2:33:00 AM	Endosulfan II	n/a	<	0.0019	µg/L	EPA 608	0.0019	0.01	WKL	
MO-OXN	2012/13-5	Dry	4/23/2013 10:20:00 AM	5/8/2013 2:33:00 AM	Endosulfan sulfate	n/a	<	0.008	µg/L	EPA 608	0.008	0.05	WKL	
MO-OXN	2012/13-5	Dry	4/23/2013 10:20:00 AM	5/8/2013 2:33:00 AM	Endrin	n/a	<	0.0028	µg/L	EPA 608	0.0028	0.01	WKL	
MO-OXN	2012/13-5	Dry	4/23/2013 10:20:00 AM	5/8/2013 2:33:00 AM	Endrin aldehyde	n/a	<	0.003	µg/L	EPA 608	0.003	0.01	WKL	
MO-OXN	2012/13-5	Dry	4/23/2013 10:20:00 AM	5/1/2013 8:03:00 PM	EPTC	n/a	<	0.017	µg/L	EPA 525.2	0.017	1	WKL	
MO-OXN	2012/13-5	Dry	4/23/2013 10:20:00 AM	4/29/2013 8:40:00 PM	Ethoprop	n/a	<	0.0067	µg/L	EPA 525.2	0.0067	0.01	WKL	
MO-OXN	2012/13-5	Dry	4/23/2013 10:20:00 AM	4/29/2013 8:40:00 PM	Ethyl parathion	n/a	<	0.0054	µg/L	EPA 525.2	0.0054	0.01	WKL	

Appendix G
Laboratory Environmental Analysis Results

Site ID	Event	Event Type	Sample Date	Analysis Date	Constituent	Fraction	Sign	Result	Units	Method	MDL	Reporting Limit	Analyzing Laboratory	Qualifier
MO-OXN	2012/13-5	Dry	4/23/2013 10:20:00 AM	4/29/2013 8:40:00 PM	Fensulfothion	n/a	<	0.0029	µg/L	EPA 525.2	0.0029	0.01	WKL	
MO-OXN	2012/13-5	Dry	4/23/2013 10:20:00 AM	4/29/2013 8:40:00 PM	Fenthion	n/a	<	0.0038	µg/L	EPA 525.2	0.0038	0.01	WKL	
MO-OXN	2012/13-5	Dry	4/23/2013 10:20:00 AM	5/8/2013 2:33:00 AM	gamma-BHC (Lindane)	n/a	<	0.0021	µg/L	EPA 608	0.0021	0.02	WKL	
MO-OXN	2012/13-5	Dry	4/23/2013 10:20:00 AM	5/8/2013 2:33:00 AM	gamma-Chlordane	n/a	<	0.0044	µg/L	EPA 608	0.0044	0.01	WKL	
MO-OXN	2012/13-5	Dry	4/23/2013 10:20:00 AM	4/24/2013 12:52:00 PM	Glyphosate	n/a	=	25	µg/L	EPA 547	1.8	5	WKL	
MO-OXN	2012/13-5	Dry	4/23/2013 10:20:00 AM	5/8/2013 2:33:00 AM	Heptachlor	n/a	<	0.0017	µg/L	EPA 608	0.0017	0.01	WKL	
MO-OXN	2012/13-5	Dry	4/23/2013 10:20:00 AM	5/8/2013 2:33:00 AM	Heptachlor epoxide	n/a	<	0.0019	µg/L	EPA 608	0.0019	0.01	WKL	
MO-OXN	2012/13-5	Dry	4/23/2013 10:20:00 AM	4/29/2013 8:40:00 PM	Malathion	n/a	<	0.0076	µg/L	EPA 525.2	0.0076	0.01	WKL	
MO-OXN	2012/13-5	Dry	4/23/2013 10:20:00 AM	4/29/2013 8:40:00 PM	Merphos	n/a	<	0.0058	µg/L	EPA 525.2	0.0058	0.01	WKL	
MO-OXN	2012/13-5	Dry	4/23/2013 10:20:00 AM	5/8/2013 2:33:00 AM	Methoxychlor	n/a	<	0.0054	µg/L	EPA 608	0.0054	0.02	WKL	
MO-OXN	2012/13-5	Dry	4/23/2013 10:20:00 AM	4/29/2013 8:40:00 PM	Methyl parathion	n/a	<	0.0063	µg/L	EPA 525.2	0.0063	0.01	WKL	
MO-OXN	2012/13-5	Dry	4/23/2013 10:20:00 AM	5/1/2013 8:03:00 PM	Metolachlor	n/a	<	0.012	µg/L	EPA 525.2	0.012	0.1	WKL	
MO-OXN	2012/13-5	Dry	4/23/2013 10:20:00 AM	5/1/2013 8:03:00 PM	Metribuzin	n/a	<	0.015	µg/L	EPA 525.2	0.015	0.1	WKL	
MO-OXN	2012/13-5	Dry	4/23/2013 10:20:00 AM	4/29/2013 8:40:00 PM	Mevinphos	n/a	<	0.0042	µg/L	EPA 525.2	0.0042	0.01	WKL	
MO-OXN	2012/13-5	Dry	4/23/2013 10:20:00 AM	5/1/2013 8:03:00 PM	Molinate	n/a	<	0.039	µg/L	EPA 525.2	0.039	0.1	WKL	
MO-OXN	2012/13-5	Dry	4/23/2013 10:20:00 AM	4/29/2013 8:40:00 PM	Naled	n/a	<	0.0076	µg/L	EPA 525.2	0.0076	0.01	WKL	
MO-OXN	2012/13-5	Dry	4/23/2013 10:20:00 AM	4/26/2013 3:44:00 PM	Pentachlorophenol	n/a	<	0.04	µg/L	EPA 515.3	0.04	0.2	WKL	
MO-OXN	2012/13-5	Dry	4/23/2013 10:20:00 AM	4/29/2013 8:40:00 PM	Phorate	n/a	<	0.003	µg/L	EPA 525.2	0.003	0.01	WKL	
MO-OXN	2012/13-5	Dry	4/23/2013 10:20:00 AM	4/26/2013 3:44:00 PM	Picloram	n/a	<	0.05	µg/L	EPA 515.3	0.05	0.6	WKL	
MO-OXN	2012/13-5	Dry	4/23/2013 10:20:00 AM	5/1/2013 8:03:00 PM	Prometon	n/a	<	0.024	µg/L	EPA 525.2	0.024	0.2	WKL	EST-LCSRPD
MO-OXN	2012/13-5	Dry	4/23/2013 10:20:00 AM	5/1/2013 8:03:00 PM	Prometryn	n/a	<	0.036	µg/L	EPA 525.2	0.036	0.1	WKL	
MO-OXN	2012/13-5	Dry	4/23/2013 10:20:00 AM	4/29/2013 8:40:00 PM	Ronnel (Fenchlorphos)	n/a	<	0.0041	µg/L	EPA 525.2	0.0041	0.01	WKL	
MO-OXN	2012/13-5	Dry	4/23/2013 10:20:00 AM	5/1/2013 8:03:00 PM	Simazine	n/a	<	0.015	µg/L	EPA 525.2	0.015	0.1	WKL	
MO-OXN	2012/13-5	Dry	4/23/2013 10:20:00 AM	4/29/2013 8:40:00 PM	Stirophos (Tetrachlorvinphos)	n/a	<	0.0031	µg/L	EPA 525.2	0.0031	0.01	WKL	
MO-OXN	2012/13-5	Dry	4/23/2013 10:20:00 AM	5/1/2013 8:03:00 PM	Terbacil	n/a	<	0.55	µg/L	EPA 525.2	0.55	2	WKL	
MO-OXN	2012/13-5	Dry	4/23/2013 10:20:00 AM	5/1/2013 8:03:00 PM	Thiobencarb	n/a	<	0.025	µg/L	EPA 525.2	0.025	0.2	WKL	
MO-OXN	2012/13-5	Dry	4/23/2013 10:20:00 AM	4/29/2013 8:40:00 PM	Tokuthion	n/a	<	0.0078	µg/L	EPA 525.2	0.0078	0.01	WKL	
MO-OXN	2012/13-5	Dry	4/23/2013 10:20:00 AM	5/8/2013 2:33:00 AM	Toxaphene	n/a	<	0.12	µg/L	EPA 608	0.12	0.5	WKL	
MO-OXN	2012/13-5	Dry	4/23/2013 10:20:00 AM	4/29/2013 8:40:00 PM	Trichloronate	n/a	<	0.0067	µg/L	EPA 525.2	0.0067	0.01	WKL	
MO-OXN	2012/13-5	Dry	4/23/2013 10:20:00 AM	5/1/2013 8:03:00 PM	Trithion	n/a	<	0.012	µg/L	EPA 525.2	0.012	0.1	WKL	
MO-OXN	2013-DRY	Dry	8/12/2013 9:45:00 AM	8/13/2013 9:30:00 AM	E. Coli	n/a	=	31	MPN/100 mL	MMO-MUG	10	10	VCHCA	
MO-OXN	2013-DRY	Dry	8/12/2013 9:45:00 AM	8/13/2013 9:30:00 AM	Total Coliform	n/a	=	517200	MPN/100 mL	MMO-MUG	1000	1000	VCHCA	
MO-OXN	2013-DRY	Dry	8/12/2013 9:45:00 AM	8/22/2013 12:06:00 PM	Calcium	Total	=	110	mg/L	EPA 200.7	0.016	0.1	WKL	
MO-OXN	2013-DRY	Dry	8/12/2013 9:45:00 AM	8/22/2013 12:06:00 PM	Magnesium	Total	=	69.4	mg/L	EPA 200.7	0.012	0.1	WKL	
MO-OXN	2013-DRY	Dry	8/12/2013 9:45:00 AM	8/12/2013 9:45:00 AM	Conductivity	n/a	=	2030	µmhos/cm	Field Meter	-88	1	Field Crew	
MO-OXN	2013-DRY	Dry	8/12/2013 9:45:00 AM	8/12/2013 9:45:00 AM	Discharge	n/a	<	0.01	cfs	Field Estimate	-88	-88	Field Crew	
MO-OXN	2013-DRY	Dry	8/12/2013 9:45:00 AM	8/12/2013 9:45:00 AM	DO	n/a	=	157.4	%	Field Meter	-88	0.1	Field Crew	
MO-OXN	2013-DRY	Dry	8/12/2013 9:45:00 AM	8/12/2013 9:45:00 AM	DO	n/a	=	13.39	mg/L	Field Meter	-88	0.3	Field Crew	
MO-OXN	2013-DRY	Dry	8/12/2013 9:45:00 AM	8/22/2013 12:06:00 PM	Hardness as CaCO3	Total	=	561	mg/L	EPA 200.7	0.0894	0.662	WKL	
MO-OXN	2013-DRY	Dry	8/12/2013 9:45:00 AM	8/12/2013 9:45:00 AM	pH	n/a	=	9.08	pH Units	Field Meter	-88	0.01	Field Crew	
MO-OXN	2013-DRY	Dry	8/12/2013 9:45:00 AM	8/12/2013 9:45:00 AM	Salinity	n/a	=	1100	mg/L	Field Meter	-88	100	Field Crew	
MO-OXN	2013-DRY	Dry	8/12/2013 9:45:00 AM	8/12/2013 9:45:00 AM	Specific Conductance	n/a	=	2080	µmhos/cm	Field Meter	-88	1	Field Crew	
MO-OXN	2013-DRY	Dry	8/12/2013 9:45:00 AM	8/12/2013 9:45:00 AM	Temperature	n/a	=	23.7	°C	Field Meter	-88	0.1	Field Crew	
MO-OXN	2013-DRY	Dry	8/12/2013 9:45:00 AM	8/19/2013 7:05:00 PM	Total Organic Carbon	n/a	=	28	mg/L	SM 5310 C	0.09	3	WKL	D
MO-OXN	2013-DRY	Dry	8/12/2013 9:45:00 AM	8/12/2013 9:45:00 AM	Turbidity	n/a	=	4.94	NTU	Field Meter	-88	0.01	Field Crew	
MO-OXN	2013-DRY	Dry	8/12/2013 9:45:00 AM	8/23/2013 11:37:00 PM	Copper	Dissolved	=	55	µg/L	EPA 200.8	0.036	0.5	WKL	
MO-OXN	2013-DRY	Dry	8/12/2013 9:45:00 AM	8/23/2013 11:37:00 PM	Lead	Dissolved	=	0.26	µg/L	EPA 200.8	0.024	0.2	WKL	
MO-OXN	2013-DRY	Dry	8/12/2013 9:45:00 AM	8/23/2013 11:37:00 PM	Zinc	Dissolved	=	6.1	µg/L	EPA 200.8	0.5	5	WKL	

Appendix G
Laboratory Environmental Analysis Results

Site ID	Event	Event Type	Sample Date	Analysis Date	Constituent	Fraction	Sign	Result	Units	Method	MDL	Reporting Limit	Analyzing Laboratory	Qualifier
MO-SIM	2012/13-2	Wet	11/17/2012 11:45:00 AM	11/18/2012 9:10:00 AM	E. Coli	n/a	=	17329	MPN/100 mL	MMO-MUG	10	10	VCHCA	
MO-SIM	2012/13-2	Wet	11/17/2012 11:45:00 AM	11/20/2012 1:38:00 PM	Fecal Coliform	n/a	=	28000	MPN/100 mL	SM 9221 E	2	2	VCHCA	
MO-SIM	2012/13-2	Wet	11/17/2012 11:45:00 AM	11/18/2012 9:10:00 AM	Total Coliform	n/a	=	980400	MPN/100 mL	MMO-MUG	1000	1000	VCHCA	
MO-SIM	2012/13-2	Wet	11/17/2012 11:45:00 AM	11/17/2012 11:45:00 AM	Conductivity	n/a	=	548	µmhos/cm	Field Meter	-88	1	Field Crew	
MO-SIM	2012/13-2	Wet	11/17/2012 11:45:00 AM	12/7/2012 2:03:00 PM	Cyanide	Total	<	0.0027	mg/L	EPA 335.4	0.0027	0.005	WKL	
MO-SIM	2012/13-2	Wet	11/17/2012 11:45:00 AM	11/17/2012 11:45:00 AM	DO	n/a	=	9.19	mg/L	Field Meter	-88	0.3	Field Crew	
MO-SIM	2012/13-2	Wet	11/17/2012 11:45:00 AM	11/17/2012 11:45:00 AM	DO	n/a	=	96.6	%	Field Meter	-88	0.1	Field Crew	
MO-SIM	2012/13-2	Wet	11/17/2012 11:45:00 AM	11/17/2012 11:45:00 AM	pH	n/a	=	7.75	pH Units	Field Meter	-88	0.01	Field Crew	
MO-SIM	2012/13-2	Wet	11/17/2012 11:45:00 AM	11/17/2012 11:45:00 AM	Salinity	n/a	=	300	mg/L	Field Meter	-88	100	Field Crew	
MO-SIM	2012/13-2	Wet	11/17/2012 11:45:00 AM	11/17/2012 11:45:00 AM	Specific Conductance	n/a	=	562	µmhos/cm	Field Meter	-88	1	Field Crew	
MO-SIM	2012/13-2	Wet	11/17/2012 11:45:00 AM	11/17/2012 11:45:00 AM	Temperature	n/a	=	17.4	°C	Field Meter	-88	0.1	Field Crew	
MO-SIM	2012/13-2	Wet	11/17/2012 11:45:00 AM	11/30/2012 3:45:00 PM	Oil and Grease	n/a	DNQ	1.8	mg/L	EPA 1664A	1.3	5	WKL	
MO-SIM	2012/13-2	Wet	11/17/2012 11:45:00 AM	11/30/2012 3:45:00 PM	TPH	n/a	<	1.9	mg/L	EPA 1664A	1.9	5	WKL	
MO-SIM	2012/13-2	Wet	11/17/2012 11:45:00 AM	11/27/2012 10:07:00 PM	2-Chloroethyl vinyl ether	n/a	<	0.61	µg/L	EPA 524.2	0.61	1	WKL	
MO-SIM	2012/13-2	Wet	11/17/2012 11:45:00 AM	11/27/2012 10:07:00 PM	Methyl tert-butyl ether (MTBE)	n/a	<	0.19	µg/L	EPA 524.2	0.19	2	WKL	
MO-SIM	2012/13-2	Wet	11/18/2012 9:17:00 AM	11/28/2012 12:29:00 PM	Chloride	n/a	=	52	mg/L	EPA 300.0	1	5	WKL	D
MO-SIM	2012/13-2	Wet	11/18/2012 9:17:00 AM	11/28/2012 12:29:00 PM	Fluoride	n/a	=	0.39	mg/L	EPA 300.0	0.04	0.2	WKL	D
MO-SIM	2012/13-2	Wet	11/18/2012 9:17:00 AM	11/27/2012 6:30:00 PM	Perchlorate	n/a	DNQ	1.2	µg/L	EPA 314.0	0.95	2	WKL	
MO-SIM	2012/13-2	Wet	11/18/2012 9:17:00 AM	11/28/2012 12:32:00 PM	Calcium	Total	=	142	mg/L	EPA 200.7	0.0156	0.1	WKL	
MO-SIM	2012/13-2	Wet	11/18/2012 9:17:00 AM	11/28/2012 12:32:00 PM	Magnesium	Total	=	32.3	mg/L	EPA 200.7	0.0121	0.1	WKL	
MO-SIM	2012/13-2	Wet	11/18/2012 9:17:00 AM	11/30/2012 4:45:00 PM	Alkalinity as CaCO3	n/a	=	140	mg/L	SM 2320 B	0.56	2	WKL	
MO-SIM	2012/13-2	Wet	11/18/2012 9:17:00 AM	11/24/2012 12:30:00 PM	BOD	n/a	=	29	mg/L	SM 5210 B	0.1	2	WKL	
MO-SIM	2012/13-2	Wet	11/18/2012 9:17:00 AM	11/27/2012 9:06:00 AM	COD	n/a	=	200	mg/L	EPA 410.4	0.73	5	WKL	
MO-SIM	2012/13-2	Wet	11/18/2012 9:17:00 AM	11/28/2012 12:32:00 PM	Hardness as CaCO3	Total	=	488	mg/L	EPA 200.7	0.0885	0.662	WKL	
MO-SIM	2012/13-2	Wet	11/18/2012 9:17:00 AM	11/19/2012 9:46:00 PM	MBAS	n/a	=	0.21	mg/L	SM 5540 C	0.038	0.1	WKL	D
MO-SIM	2012/13-2	Wet	11/18/2012 9:17:00 AM	11/30/2012 2:59:00 PM	Phenolics	n/a	=	0.023	mg/L	EPA 420.4	0.0042	0.01	WKL	
MO-SIM	2012/13-2	Wet	11/18/2012 9:17:00 AM	11/30/2012 11:00:00 AM	Specific Conductance	n/a	=	1000	µmhos/cm	SM 2510 B	0.23	2	WKL	
MO-SIM	2012/13-2	Wet	11/18/2012 9:17:00 AM	11/21/2012 11:58:00 AM	Total Dissolved Solids	n/a	=	650	mg/L	SM 2540 C	4	10	WKL	
MO-SIM	2012/13-2	Wet	11/18/2012 9:17:00 AM	11/26/2012 10:48:00 AM	Total Organic Carbon	n/a	=	23	mg/L	SM 5310 C	0.09	3	WKL	D
MO-SIM	2012/13-2	Wet	11/18/2012 9:17:00 AM	11/20/2012 7:20:00 PM	Total Suspended Solids	n/a	=	430	mg/L	SM 2540 D	5	5	WKL	
MO-SIM	2012/13-2	Wet	11/18/2012 9:17:00 AM	11/19/2012 10:13:00 PM	Turbidity	n/a	=	37	NTU	EPA 180.1	0.024	0.1	WKL	
MO-SIM	2012/13-2	Wet	11/18/2012 9:17:00 AM	11/20/2012 7:20:00 PM	Volatile Suspended Solids	n/a	=	91	mg/L	EPA 160.4	3.1	5	WKL	
MO-SIM	2012/13-2	Wet	11/18/2012 9:17:00 AM	12/3/2012 7:03:00 PM	Aluminum	Dissolved	=	5.4	µg/L	EPA 200.8	0.61	5	WKL	
MO-SIM	2012/13-2	Wet	11/18/2012 9:17:00 AM	12/3/2012 7:11:00 PM	Aluminum	Total	=	3200	µg/L	EPA 200.8	0.61	5	WKL	
MO-SIM	2012/13-2	Wet	11/18/2012 9:17:00 AM	12/3/2012 7:03:00 PM	Antimony	Dissolved	=	1.3	µg/L	EPA 200.8	0.04	0.5	WKL	
MO-SIM	2012/13-2	Wet	11/18/2012 9:17:00 AM	12/3/2012 7:11:00 PM	Antimony	Total	=	2.3	µg/L	EPA 200.8	0.04	0.5	WKL	
MO-SIM	2012/13-2	Wet	11/18/2012 9:17:00 AM	12/3/2012 7:03:00 PM	Arsenic	Dissolved	=	1.9	µg/L	EPA 200.8	0.036	0.4	WKL	
MO-SIM	2012/13-2	Wet	11/18/2012 9:17:00 AM	12/3/2012 7:11:00 PM	Arsenic	Total	=	5.4	µg/L	EPA 200.8	0.036	0.4	WKL	
MO-SIM	2012/13-2	Wet	11/18/2012 9:17:00 AM	12/3/2012 7:03:00 PM	Beryllium	Dissolved	<	0.088	µg/L	EPA 200.8	0.088	0.1	WKL	
MO-SIM	2012/13-2	Wet	11/18/2012 9:17:00 AM	12/3/2012 7:11:00 PM	Beryllium	Total	=	0.15	µg/L	EPA 200.8	0.088	0.1	WKL	
MO-SIM	2012/13-2	Wet	11/18/2012 9:17:00 AM	12/3/2012 7:03:00 PM	Cadmium	Dissolved	=	0.12	µg/L	EPA 200.8	0.02	0.1	WKL	
MO-SIM	2012/13-2	Wet	11/18/2012 9:17:00 AM	12/3/2012 7:11:00 PM	Cadmium	Total	=	1.5	µg/L	EPA 200.8	0.02	0.1	WKL	
MO-SIM	2012/13-2	Wet	11/18/2012 9:17:00 AM	12/3/2012 7:03:00 PM	Chromium	Dissolved	=	0.6	µg/L	EPA 200.8	0.074	0.2	WKL	
MO-SIM	2012/13-2	Wet	11/18/2012 9:17:00 AM	12/3/2012 7:11:00 PM	Chromium	Total	=	9.7	µg/L	EPA 200.8	0.074	0.2	WKL	
MO-SIM	2012/13-2	Wet	11/18/2012 9:17:00 AM	12/3/2012 7:33:00 PM	Chromium VI	n/a	=	0.52	µg/L	EPA 218.6	0.0059	0.3	WKL	
MO-SIM	2012/13-2	Wet	11/18/2012 9:17:00 AM	12/3/2012 7:03:00 PM	Copper	Dissolved	=	6.8	µg/L	EPA 200.8	0.27	0.5	WKL	
MO-SIM	2012/13-2	Wet	11/18/2012 9:17:00 AM	12/3/2012 7:11:00 PM	Copper	Total	=	50	µg/L	EPA 200.8	0.27	0.5	WKL	
MO-SIM	2012/13-2	Wet	11/18/2012 9:17:00 AM	11/28/2012 12:29:00 PM	Iron	Dissolved	=	37	µg/L	EPA 200.7	1.1	10	WKL	

Appendix G
Laboratory Environmental Analysis Results

Site ID	Event	Event Type	Sample Date	Analysis Date	Constituent	Fraction	Sign	Result	Units	Method	MDL	Reporting Limit	Analyzing Laboratory	Qualifier
MO-SIM	2012/13-2	Wet	11/18/2012 9:17:00 AM	11/28/2012 12:32:00 PM	Iron	Total	=	6500	µg/L	EPA 200.7	1.1	10	WKL	
MO-SIM	2012/13-2	Wet	11/18/2012 9:17:00 AM	12/3/2012 7:03:00 PM	Lead	Dissolved	DNQ	0.11	µg/L	EPA 200.8	0.011	0.2	WKL	
MO-SIM	2012/13-2	Wet	11/18/2012 9:17:00 AM	12/3/2012 7:11:00 PM	Lead	Total	=	16	µg/L	EPA 200.8	0.011	0.2	WKL	
MO-SIM	2012/13-2	Wet	11/18/2012 9:17:00 AM	12/4/2012 12:25:00 PM	Mercury	Dissolved	<	3.9	ng/L	EPA 245.1	3.9	50	WKL	
MO-SIM	2012/13-2	Wet	11/18/2012 9:17:00 AM	12/4/2012 12:25:00 PM	Mercury	Total	DNQ	18	ng/L	EPA 245.1	3.9	50	WKL	
MO-SIM	2012/13-2	Wet	11/18/2012 9:17:00 AM	12/3/2012 7:03:00 PM	Nickel	Dissolved	=	5.4	µg/L	EPA 200.8	0.13	0.8	WKL	
MO-SIM	2012/13-2	Wet	11/18/2012 9:17:00 AM	12/3/2012 7:11:00 PM	Nickel	Total	=	21	µg/L	EPA 200.8	0.13	0.8	WKL	
MO-SIM	2012/13-2	Wet	11/18/2012 9:17:00 AM	12/3/2012 7:03:00 PM	Selenium	Dissolved	=	8.6	µg/L	EPA 200.8	0.28	0.4	WKL	
MO-SIM	2012/13-2	Wet	11/18/2012 9:17:00 AM	12/3/2012 7:11:00 PM	Selenium	Total	=	9	µg/L	EPA 200.8	0.28	0.4	WKL	
MO-SIM	2012/13-2	Wet	11/18/2012 9:17:00 AM	12/3/2012 7:03:00 PM	Silver	Dissolved	<	0.027	µg/L	EPA 200.8	0.027	0.2	WKL	
MO-SIM	2012/13-2	Wet	11/18/2012 9:17:00 AM	12/3/2012 7:11:00 PM	Silver	Total	DNQ	0.19	µg/L	EPA 200.8	0.027	0.2	WKL	
MO-SIM	2012/13-2	Wet	11/18/2012 9:17:00 AM	12/3/2012 7:03:00 PM	Thallium	Dissolved	<	0.009	µg/L	EPA 200.8	0.009	0.2	WKL	
MO-SIM	2012/13-2	Wet	11/18/2012 9:17:00 AM	12/3/2012 7:11:00 PM	Thallium	Total	DNQ	0.09	µg/L	EPA 200.8	0.009	0.2	WKL	
MO-SIM	2012/13-2	Wet	11/18/2012 9:17:00 AM	12/3/2012 7:03:00 PM	Zinc	Dissolved	=	15	µg/L	EPA 200.8	1.1	5	WKL	
MO-SIM	2012/13-2	Wet	11/18/2012 9:17:00 AM	12/3/2012 7:11:00 PM	Zinc	Total	=	190	µg/L	EPA 200.8	1.1	5	WKL	
MO-SIM	2012/13-2	Wet	11/18/2012 9:17:00 AM	12/5/2012 5:45:00 PM	Ammonia as N	n/a	=	1.4	mg/L	EPA 350.1	0.048	0.1	WKL	
MO-SIM	2012/13-2	Wet	11/18/2012 9:17:00 AM	11/19/2012 7:06:00 PM	Nitrate + Nitrite as N	n/a	=	3.6	mg/L	EPA 353.2	0.01	0.1	WKL	
MO-SIM	2012/13-2	Wet	11/18/2012 9:17:00 AM	12/14/2012 1:00:00 PM	Phosphorus as P	Dissolved	=	0.24	mg/L	EPA 365.1	0.0028	0.02	WKL	D
MO-SIM	2012/13-2	Wet	11/18/2012 9:17:00 AM	12/14/2012 12:12:00 PM	Phosphorus as P	Total	=	1.1	mg/L	EPA 365.1	0.014	0.1	WKL	D, DG
MO-SIM	2012/13-2	Wet	11/18/2012 9:17:00 AM	11/28/2012 4:21:00 PM	TKN	n/a	=	4.9	mg/L	EPA 351.2	0.15	0.2	WKL	D
MO-SIM	2012/13-2	Wet	11/18/2012 9:17:00 AM	11/28/2012 3:06:00 AM	1,2,4-Trichlorobenzene	n/a	<	1.1	µg/L	EPA 625	1.1	2	WKL	D, DF
MO-SIM	2012/13-2	Wet	11/18/2012 9:17:00 AM	11/28/2012 3:06:00 AM	1,2-Dichlorobenzene	n/a	<	1.1	µg/L	EPA 625	1.1	2	WKL	D, DF
MO-SIM	2012/13-2	Wet	11/18/2012 9:17:00 AM	11/28/2012 3:06:00 AM	1,2-Diphenylhydrazine	n/a	<	0.5	µg/L	EPA 625	0.5	2	WKL	D, DF
MO-SIM	2012/13-2	Wet	11/18/2012 9:17:00 AM	11/28/2012 3:06:00 AM	1,3-Dichlorobenzene	n/a	<	1.1	µg/L	EPA 625	1.1	2	WKL	D, DF
MO-SIM	2012/13-2	Wet	11/18/2012 9:17:00 AM	11/28/2012 3:06:00 AM	1,4-Dichlorobenzene	n/a	<	1.1	µg/L	EPA 625	1.1	2	WKL	D, DF
MO-SIM	2012/13-2	Wet	11/18/2012 9:17:00 AM	11/29/2012 4:45:00 AM	1-Methylnaphthalene	n/a	<	0.1	µg/L	EPA 8270Cm	0.1	0.1	WKL	
MO-SIM	2012/13-2	Wet	11/18/2012 9:17:00 AM	11/29/2012 9:00:00 PM	2,4,5-Trichlorophenol	n/a	<	0.29	µg/L	EPA 8270Cm	0.29	1	WKL	
MO-SIM	2012/13-2	Wet	11/18/2012 9:17:00 AM	11/29/2012 9:00:00 PM	2,4,6-Trichlorophenol	n/a	<	0.3	µg/L	EPA 8270Cm	0.3	1	WKL	EUM
MO-SIM	2012/13-2	Wet	11/18/2012 9:17:00 AM	11/29/2012 9:00:00 PM	2,4-Dichlorophenol	n/a	<	0.51	µg/L	EPA 8270Cm	0.51	1	WKL	
MO-SIM	2012/13-2	Wet	11/18/2012 9:17:00 AM	11/29/2012 9:00:00 PM	2,4-Dimethylphenol	n/a	<	1	µg/L	EPA 8270Cm	1	2	WKL	
MO-SIM	2012/13-2	Wet	11/18/2012 9:17:00 AM	11/29/2012 9:00:00 PM	2,4-Dinitrophenol	n/a	DNQ	1.2	µg/L	EPA 8270Cm	1	2	WKL	
MO-SIM	2012/13-2	Wet	11/18/2012 9:17:00 AM	11/28/2012 3:06:00 AM	2,4-Dinitrotoluene	n/a	<	0.36	µg/L	EPA 625	0.36	2	WKL	D, DF
MO-SIM	2012/13-2	Wet	11/18/2012 9:17:00 AM	11/28/2012 3:06:00 AM	2,6-Dinitrotoluene	n/a	<	0.54	µg/L	EPA 625	0.54	2	WKL	D, DF
MO-SIM	2012/13-2	Wet	11/18/2012 9:17:00 AM	11/28/2012 3:06:00 AM	2-Chloronaphthalene	n/a	<	0.9	µg/L	EPA 625	0.9	2	WKL	D, DF
MO-SIM	2012/13-2	Wet	11/18/2012 9:17:00 AM	11/29/2012 9:00:00 PM	2-Chlorophenol	n/a	<	0.65	µg/L	EPA 8270Cm	0.65	1	WKL	EUM
MO-SIM	2012/13-2	Wet	11/18/2012 9:17:00 AM	11/29/2012 4:45:00 AM	2-Methylnaphthalene	n/a	<	0.1	µg/L	EPA 8270Cm	0.1	0.1	WKL	
MO-SIM	2012/13-2	Wet	11/18/2012 9:17:00 AM	11/29/2012 9:00:00 PM	2-Methylphenol	n/a	<	0.34	µg/L	EPA 8270Cm	0.34	1	WKL	
MO-SIM	2012/13-2	Wet	11/18/2012 9:17:00 AM	11/29/2012 9:00:00 PM	2-Nitrophenol	n/a	<	0.71	µg/L	EPA 8270Cm	0.71	1	WKL	
MO-SIM	2012/13-2	Wet	11/18/2012 9:17:00 AM	11/28/2012 3:06:00 AM	3,3'-Dichlorobenzidine	n/a	<	2.4	µg/L	EPA 625	2.4	10	WKL	D, DF
MO-SIM	2012/13-2	Wet	11/18/2012 9:17:00 AM	11/29/2012 9:00:00 PM	3-/4-Methylphenol	n/a	<	0.3	µg/L	EPA 8270Cm	0.3	1	WKL	
MO-SIM	2012/13-2	Wet	11/18/2012 9:17:00 AM	11/29/2012 9:00:00 PM	4,6-Dinitro-2-methylphenol	n/a	<	0.14	µg/L	EPA 8270Cm	0.14	1	WKL	
MO-SIM	2012/13-2	Wet	11/18/2012 9:17:00 AM	11/28/2012 3:06:00 AM	4-Bromophenyl phenyl ether	n/a	<	0.72	µg/L	EPA 625	0.72	2	WKL	D, DF
MO-SIM	2012/13-2	Wet	11/18/2012 9:17:00 AM	11/29/2012 9:00:00 PM	4-Chloro-3-methylphenol	n/a	<	0.37	µg/L	EPA 8270Cm	0.37	1	WKL	
MO-SIM	2012/13-2	Wet	11/18/2012 9:17:00 AM	11/28/2012 3:06:00 AM	4-Chlorophenyl phenyl ether	n/a	<	0.82	µg/L	EPA 625	0.82	2	WKL	D, DF
MO-SIM	2012/13-2	Wet	11/18/2012 9:17:00 AM	11/29/2012 9:00:00 PM	4-Nitrophenol	n/a	<	1	µg/L	EPA 8270Cm	1	2	WKL	
MO-SIM	2012/13-2	Wet	11/18/2012 9:17:00 AM	11/29/2012 4:45:00 AM	Acenaphthene	n/a	<	0.1	µg/L	EPA 8270Cm	0.1	0.1	WKL	EUM
MO-SIM	2012/13-2	Wet	11/18/2012 9:17:00 AM	11/29/2012 4:45:00 AM	Acenaphthylene	n/a	<	0.1	µg/L	EPA 8270Cm	0.1	0.1	WKL	
MO-SIM	2012/13-2	Wet	11/18/2012 9:17:00 AM	11/29/2012 4:45:00 AM	Anthracene	n/a	<	0.1	µg/L	EPA 8270Cm	0.1	0.1	WKL	

Appendix G
Laboratory Environmental Analysis Results

Site ID	Event	Event Type	Sample Date	Analysis Date	Constituent	Fraction	Sign	Result	Units	Method	MDL	Reporting Limit	Analyzing Laboratory	Qualifier
MO-SIM	2012/13-2	Wet	11/18/2012 9:17:00 AM	11/29/2012 4:45:00 AM	Benz(a)anthracene	n/a	<	0.1	µg/L	EPA 8270Cm	0.1	0.1	WKL	
MO-SIM	2012/13-2	Wet	11/18/2012 9:17:00 AM	11/28/2012 3:06:00 AM	Benzidine	n/a	<	7.3	µg/L	EPA 625	7.3	20	WKL	D, DF
MO-SIM	2012/13-2	Wet	11/18/2012 9:17:00 AM	12/4/2012 7:16:00 AM	Benzo(a)pyrene	n/a	<	0.07	µg/L	EPA 525.2	0.07	0.1	WKL	
MO-SIM	2012/13-2	Wet	11/18/2012 9:17:00 AM	11/29/2012 4:45:00 AM	Benzo(b)fluoranthene	n/a	=	0.1	µg/L	EPA 8270Cm	0.1	0.1	WKL	
MO-SIM	2012/13-2	Wet	11/18/2012 9:17:00 AM	11/29/2012 4:45:00 AM	Benzo(g,h,i)perylene	n/a	<	0.1	µg/L	EPA 8270Cm	0.1	0.1	WKL	
MO-SIM	2012/13-2	Wet	11/18/2012 9:17:00 AM	11/29/2012 4:45:00 AM	Benzo(k)fluoranthene	n/a	<	0.1	µg/L	EPA 8270Cm	0.1	0.1	WKL	
MO-SIM	2012/13-2	Wet	11/18/2012 9:17:00 AM	11/28/2012 3:06:00 AM	Bis(2-chloroethoxy)methane	n/a	<	0.5	µg/L	EPA 625	0.5	2	WKL	D, DF
MO-SIM	2012/13-2	Wet	11/18/2012 9:17:00 AM	11/28/2012 3:06:00 AM	Bis(2-chloroethyl)ether	n/a	<	0.54	µg/L	EPA 625	0.54	2	WKL	D, DF
MO-SIM	2012/13-2	Wet	11/18/2012 9:17:00 AM	11/28/2012 3:06:00 AM	Bis(2-chloroisopropyl)ether	n/a	<	0.76	µg/L	EPA 625	0.76	2	WKL	D, DF
MO-SIM	2012/13-2	Wet	11/18/2012 9:17:00 AM	12/4/2012 7:16:00 AM	Bis(2-ethylhexyl)adipate	n/a	<	0.1	µg/L	EPA 525.2	0.1	5	WKL	
MO-SIM	2012/13-2	Wet	11/18/2012 9:17:00 AM	12/4/2012 7:16:00 AM	Bis(2-ethylhexyl)phthalate	n/a	DNQ	1.3	µg/L	EPA 525.2	1.1	3	WKL	
MO-SIM	2012/13-2	Wet	11/18/2012 9:17:00 AM	11/28/2012 3:06:00 AM	Butyl benzyl phthalate	n/a	DNQ	0.58	µg/L	EPA 625	0.36	2	WKL	D, DF
MO-SIM	2012/13-2	Wet	11/18/2012 9:17:00 AM	11/29/2012 4:45:00 AM	Chrysene	n/a	<	0.1	µg/L	EPA 8270Cm	0.1	0.1	WKL	
MO-SIM	2012/13-2	Wet	11/18/2012 9:17:00 AM	11/29/2012 4:45:00 AM	Dibenz(a,h)anthracene	n/a	<	0.1	µg/L	EPA 8270Cm	0.1	0.1	WKL	
MO-SIM	2012/13-2	Wet	11/18/2012 9:17:00 AM	11/28/2012 3:06:00 AM	Diethyl phthalate	n/a	=	3.3	µg/L	EPA 625	0.3	2	WKL	D, DF
MO-SIM	2012/13-2	Wet	11/18/2012 9:17:00 AM	11/28/2012 3:06:00 AM	Dimethyl phthalate	n/a	<	0.36	µg/L	EPA 625	0.36	2	WKL	D, DF
MO-SIM	2012/13-2	Wet	11/18/2012 9:17:00 AM	11/28/2012 3:06:00 AM	Di-n-butylphthalate	n/a	<	0.48	µg/L	EPA 625	0.48	2	WKL	D, DF
MO-SIM	2012/13-2	Wet	11/18/2012 9:17:00 AM	11/28/2012 3:06:00 AM	Di-n-octylphthalate	n/a	<	0.38	µg/L	EPA 625	0.38	2	WKL	D, DF
MO-SIM	2012/13-2	Wet	11/18/2012 9:17:00 AM	11/29/2012 4:45:00 AM	Fluoranthene	n/a	<	0.1	µg/L	EPA 8270Cm	0.1	0.1	WKL	
MO-SIM	2012/13-2	Wet	11/18/2012 9:17:00 AM	11/29/2012 4:45:00 AM	Fluorene	n/a	<	0.1	µg/L	EPA 8270Cm	0.1	0.1	WKL	EUM
MO-SIM	2012/13-2	Wet	11/18/2012 9:17:00 AM	11/28/2012 3:06:00 AM	Hexachlorobenzene	n/a	<	0.98	µg/L	EPA 625	0.98	2	WKL	D, DF
MO-SIM	2012/13-2	Wet	11/18/2012 9:17:00 AM	11/28/2012 3:06:00 AM	Hexachlorobutadiene	n/a	<	0.94	µg/L	EPA 625	0.94	2	WKL	D, DF
MO-SIM	2012/13-2	Wet	11/18/2012 9:17:00 AM	11/28/2012 3:06:00 AM	Hexachlorocyclopentadiene	n/a	<	2.9	µg/L	EPA 625	2.9	10	WKL	D, DF
MO-SIM	2012/13-2	Wet	11/18/2012 9:17:00 AM	11/28/2012 3:06:00 AM	Hexachloroethane	n/a	<	1	µg/L	EPA 625	1	2	WKL	D, DF
MO-SIM	2012/13-2	Wet	11/18/2012 9:17:00 AM	11/29/2012 4:45:00 AM	Indeno(1,2,3-cd)pyrene	n/a	<	0.1	µg/L	EPA 8270Cm	0.1	0.1	WKL	
MO-SIM	2012/13-2	Wet	11/18/2012 9:17:00 AM	11/28/2012 3:06:00 AM	Isophorone	n/a	<	0.42	µg/L	EPA 625	0.42	2	WKL	D, DF
MO-SIM	2012/13-2	Wet	11/18/2012 9:17:00 AM	11/29/2012 4:45:00 AM	Naphthalene	n/a	<	0.1	µg/L	EPA 8270Cm	0.1	0.1	WKL	
MO-SIM	2012/13-2	Wet	11/18/2012 9:17:00 AM	11/28/2012 3:06:00 AM	Nitrobenzene	n/a	<	0.72	µg/L	EPA 625	0.72	2	WKL	D, DF
MO-SIM	2012/13-2	Wet	11/18/2012 9:17:00 AM	11/28/2012 3:06:00 AM	N-Nitrosodimethylamine	n/a	<	0.28	µg/L	EPA 625	0.28	2	WKL	D, DF, EUM
MO-SIM	2012/13-2	Wet	11/18/2012 9:17:00 AM	11/28/2012 3:06:00 AM	N-Nitrosodi-N-propylamine	n/a	<	0.52	µg/L	EPA 625	0.52	2	WKL	D, DF
MO-SIM	2012/13-2	Wet	11/18/2012 9:17:00 AM	11/28/2012 3:06:00 AM	N-Nitrosodiphenylamine	n/a	<	0.38	µg/L	EPA 625	0.38	2	WKL	D, DF
MO-SIM	2012/13-2	Wet	11/18/2012 9:17:00 AM	11/29/2012 4:45:00 AM	Phenanthrene	n/a	<	0.1	µg/L	EPA 8270Cm	0.1	0.1	WKL	EUM
MO-SIM	2012/13-2	Wet	11/18/2012 9:17:00 AM	11/29/2012 9:00:00 PM	Phenol	n/a	<	0.35	µg/L	EPA 8270Cm	0.35	1	WKL	
MO-SIM	2012/13-2	Wet	11/18/2012 9:17:00 AM	11/29/2012 4:45:00 AM	Pyrene	n/a	<	0.1	µg/L	EPA 8270Cm	0.1	0.1	WKL	EUM
MO-SIM	2012/13-2	Wet	11/18/2012 9:17:00 AM	11/28/2012 5:06:00 AM	PCB Aroclor 1016	n/a	<	0.05	µg/L	EPA 608	0.05	0.5	WKL	
MO-SIM	2012/13-2	Wet	11/18/2012 9:17:00 AM	11/28/2012 5:06:00 AM	PCB Aroclor 1221	n/a	<	0.06	µg/L	EPA 608	0.06	0.5	WKL	
MO-SIM	2012/13-2	Wet	11/18/2012 9:17:00 AM	11/28/2012 5:06:00 AM	PCB Aroclor 1232	n/a	<	0.15	µg/L	EPA 608	0.15	0.5	WKL	
MO-SIM	2012/13-2	Wet	11/18/2012 9:17:00 AM	11/28/2012 5:06:00 AM	PCB Aroclor 1242	n/a	<	0.07	µg/L	EPA 608	0.07	0.5	WKL	
MO-SIM	2012/13-2	Wet	11/18/2012 9:17:00 AM	11/28/2012 5:06:00 AM	PCB Aroclor 1248	n/a	<	0.06	µg/L	EPA 608	0.06	0.5	WKL	
MO-SIM	2012/13-2	Wet	11/18/2012 9:17:00 AM	11/28/2012 5:06:00 AM	PCB Aroclor 1254	n/a	<	0.04	µg/L	EPA 608	0.04	0.5	WKL	
MO-SIM	2012/13-2	Wet	11/18/2012 9:17:00 AM	11/28/2012 5:06:00 AM	PCB Aroclor 1260	n/a	<	0.04	µg/L	EPA 608	0.04	0.5	WKL	
MO-SIM	2012/13-2	Wet	11/18/2012 9:17:00 AM	12/2/2012 1:29:00 AM	2,4,5-T	n/a	<	0.07	µg/L	EPA 515.3	0.07	0.2	WKL	
MO-SIM	2012/13-2	Wet	11/18/2012 9:17:00 AM	12/2/2012 1:29:00 AM	2,4,5-TP	n/a	<	0.09	µg/L	EPA 515.3	0.09	0.2	WKL	
MO-SIM	2012/13-2	Wet	11/18/2012 9:17:00 AM	12/2/2012 1:29:00 AM	2,4-D	n/a	<	0.07	µg/L	EPA 515.3	0.07	0.4	WKL	
MO-SIM	2012/13-2	Wet	11/18/2012 9:17:00 AM	12/2/2012 1:29:00 AM	2,4-DB	n/a	<	0.07	µg/L	EPA 515.3	0.07	2	WKL	
MO-SIM	2012/13-2	Wet	11/18/2012 9:17:00 AM	12/2/2012 1:29:00 AM	3,5-Dichlorobenzoic acid	n/a	<	0.09	µg/L	EPA 515.3	0.09	1	WKL	
MO-SIM	2012/13-2	Wet	11/18/2012 9:17:00 AM	11/28/2012 5:06:00 AM	4,4'-DDD	n/a	<	0.003	µg/L	EPA 608	0.003	0.05	WKL	
MO-SIM	2012/13-2	Wet	11/18/2012 9:17:00 AM	11/28/2012 5:06:00 AM	4,4'-DDE	n/a	<	0.0025	µg/L	EPA 608	0.0025	0.05	WKL	

Appendix G
Laboratory Environmental Analysis Results

Site ID	Event	Event Type	Sample Date	Analysis Date	Constituent	Fraction	Sign	Result	Units	Method	MDL	Reporting Limit	Analyzing Laboratory	Qualifier
MO-SIM	2012/13-2	Wet	11/18/2012 9:17:00 AM	11/28/2012 5:06:00 AM	4,4'-DDT	n/a	<	0.0031	µg/L	EPA 608	0.0031	0.01	WKL	
MO-SIM	2012/13-2	Wet	11/18/2012 9:17:00 AM	12/2/2012 1:29:00 AM	Acifluorfen	n/a	<	0.06	µg/L	EPA 515.3	0.06	0.4	WKL	
MO-SIM	2012/13-2	Wet	11/18/2012 9:17:00 AM	12/4/2012 7:16:00 AM	Alachlor	n/a	<	0.022	µg/L	EPA 525.2	0.022	0.1	WKL	
MO-SIM	2012/13-2	Wet	11/18/2012 9:17:00 AM	11/28/2012 5:06:00 AM	Aldrin	n/a	<	0.0015	µg/L	EPA 608	0.0015	0.005	WKL	
MO-SIM	2012/13-2	Wet	11/18/2012 9:17:00 AM	11/28/2012 5:06:00 AM	alpha-BHC	n/a	<	0.0018	µg/L	EPA 608	0.0018	0.01	WKL	
MO-SIM	2012/13-2	Wet	11/18/2012 9:17:00 AM	11/28/2012 5:06:00 AM	alpha-Chlordane	n/a	<	0.0041	µg/L	EPA 608	0.0041	0.01	WKL	
MO-SIM	2012/13-2	Wet	11/18/2012 9:17:00 AM	12/4/2012 7:16:00 AM	Atrazine	n/a	<	0.034	µg/L	EPA 525.2	0.034	0.1	WKL	
MO-SIM	2012/13-2	Wet	11/18/2012 9:17:00 AM	12/13/2012 2:49:00 PM	Azinphos methyl	n/a	<	0.0055	µg/L	EPA 525.2	0.0055	0.01	WKL	EUM
MO-SIM	2012/13-2	Wet	11/18/2012 9:17:00 AM	12/2/2012 1:29:00 AM	Bentazon	n/a	<	0.11	µg/L	EPA 515.3	0.11	2	WKL	
MO-SIM	2012/13-2	Wet	11/18/2012 9:17:00 AM	11/28/2012 5:06:00 AM	beta-BHC	n/a	<	0.0031	µg/L	EPA 608	0.0031	0.005	WKL	
MO-SIM	2012/13-2	Wet	11/18/2012 9:17:00 AM	12/13/2012 2:49:00 PM	Bolstar	n/a	<	0.0046	µg/L	EPA 525.2	0.0046	0.01	WKL	
MO-SIM	2012/13-2	Wet	11/18/2012 9:17:00 AM	12/4/2012 7:16:00 AM	Bromacil	n/a	<	0.038	µg/L	EPA 525.2	0.038	1	WKL	
MO-SIM	2012/13-2	Wet	11/18/2012 9:17:00 AM	12/4/2012 7:16:00 AM	Butachlor	n/a	<	0.017	µg/L	EPA 525.2	0.017	0.2	WKL	
MO-SIM	2012/13-2	Wet	11/18/2012 9:17:00 AM	12/4/2012 7:16:00 AM	Captan	n/a	<	0.86	µg/L	EPA 525.2	0.86	1	WKL	
MO-SIM	2012/13-2	Wet	11/18/2012 9:17:00 AM	11/28/2012 5:06:00 AM	Chlordane (technical)	n/a	<	0.08	µg/L	EPA 608	0.08	0.1	WKL	
MO-SIM	2012/13-2	Wet	11/18/2012 9:17:00 AM	12/4/2012 7:16:00 AM	Chloropropham	n/a	<	0.01	µg/L	EPA 525.2	0.01	0.1	WKL	
MO-SIM	2012/13-2	Wet	11/18/2012 9:17:00 AM	12/13/2012 2:49:00 PM	Chlorpyrifos	n/a	<	0.0069	µg/L	EPA 525.2	0.0069	0.01	WKL	
MO-SIM	2012/13-2	Wet	11/18/2012 9:17:00 AM	12/13/2012 2:49:00 PM	Coumaphos	n/a	<	0.0051	µg/L	EPA 525.2	0.0051	0.01	WKL	
MO-SIM	2012/13-2	Wet	11/18/2012 9:17:00 AM	12/4/2012 7:16:00 AM	Cyanazine	n/a	<	0.024	µg/L	EPA 525.2	0.024	0.1	WKL	
MO-SIM	2012/13-2	Wet	11/18/2012 9:17:00 AM	12/2/2012 1:29:00 AM	Dalapon	n/a	<	0.1	µg/L	EPA 515.3	0.1	0.4	WKL	
MO-SIM	2012/13-2	Wet	11/18/2012 9:17:00 AM	12/2/2012 1:29:00 AM	DCPA (Dacthal)	n/a	<	0.07	µg/L	EPA 515.3	0.07	0.1	WKL	
MO-SIM	2012/13-2	Wet	11/18/2012 9:17:00 AM	11/28/2012 5:06:00 AM	delta-BHC	n/a	<	0.0025	µg/L	EPA 608	0.0025	0.005	WKL	
MO-SIM	2012/13-2	Wet	11/18/2012 9:17:00 AM	12/13/2012 2:49:00 PM	Demeton-O	n/a	<	0.01	µg/L	EPA 525.2	0.01	0.01	WKL	
MO-SIM	2012/13-2	Wet	11/18/2012 9:17:00 AM	12/13/2012 2:49:00 PM	Demeton-S	n/a	<	0.01	µg/L	EPA 525.2	0.01	0.01	WKL	
MO-SIM	2012/13-2	Wet	11/18/2012 9:17:00 AM	12/13/2012 2:49:00 PM	Diazinon	n/a	<	0.0052	µg/L	EPA 525.2	0.0052	0.01	WKL	
MO-SIM	2012/13-2	Wet	11/18/2012 9:17:00 AM	12/2/2012 1:29:00 AM	Dicamba	n/a	<	0.12	µg/L	EPA 515.3	0.12	0.6	WKL	
MO-SIM	2012/13-2	Wet	11/18/2012 9:17:00 AM	12/2/2012 1:29:00 AM	Dichlorprop	n/a	<	0.08	µg/L	EPA 515.3	0.08	0.3	WKL	
MO-SIM	2012/13-2	Wet	11/18/2012 9:17:00 AM	12/13/2012 2:49:00 PM	Dichlorvos	n/a	<	0.0029	µg/L	EPA 525.2	0.0029	0.01	WKL	
MO-SIM	2012/13-2	Wet	11/18/2012 9:17:00 AM	11/28/2012 5:06:00 AM	Dieldrin	n/a	<	0.0021	µg/L	EPA 608	0.0021	0.01	WKL	
MO-SIM	2012/13-2	Wet	11/18/2012 9:17:00 AM	12/13/2012 2:49:00 PM	Dimethoate	n/a	<	0.0062	µg/L	EPA 525.2	0.0062	0.01	WKL	
MO-SIM	2012/13-2	Wet	11/18/2012 9:17:00 AM	12/2/2012 1:29:00 AM	Dinoseb	n/a	<	0.14	µg/L	EPA 515.3	0.14	0.4	WKL	
MO-SIM	2012/13-2	Wet	11/18/2012 9:17:00 AM	12/4/2012 7:16:00 AM	Diphenamid	n/a	<	0.024	µg/L	EPA 525.2	0.024	0.1	WKL	
MO-SIM	2012/13-2	Wet	11/18/2012 9:17:00 AM	12/13/2012 2:49:00 PM	Disulfoton	n/a	<	0.01	µg/L	EPA 525.2	0.01	0.01	WKL	
MO-SIM	2012/13-2	Wet	11/18/2012 9:17:00 AM	11/28/2012 5:06:00 AM	Endosulfan I	n/a	<	0.0017	µg/L	EPA 608	0.0017	0.02	WKL	
MO-SIM	2012/13-2	Wet	11/18/2012 9:17:00 AM	11/28/2012 5:06:00 AM	Endosulfan II	n/a	<	0.0019	µg/L	EPA 608	0.0019	0.01	WKL	
MO-SIM	2012/13-2	Wet	11/18/2012 9:17:00 AM	11/28/2012 5:06:00 AM	Endosulfan sulfate	n/a	<	0.008	µg/L	EPA 608	0.008	0.05	WKL	
MO-SIM	2012/13-2	Wet	11/18/2012 9:17:00 AM	11/28/2012 5:06:00 AM	Endrin	n/a	<	0.0028	µg/L	EPA 608	0.0028	0.01	WKL	
MO-SIM	2012/13-2	Wet	11/18/2012 9:17:00 AM	11/28/2012 5:06:00 AM	Endrin aldehyde	n/a	<	0.003	µg/L	EPA 608	0.003	0.01	WKL	
MO-SIM	2012/13-2	Wet	11/18/2012 9:17:00 AM	12/4/2012 7:16:00 AM	EPTC	n/a	<	0.017	µg/L	EPA 525.2	0.017	1	WKL	
MO-SIM	2012/13-2	Wet	11/18/2012 9:17:00 AM	12/13/2012 2:49:00 PM	Ethoprop	n/a	<	0.0067	µg/L	EPA 525.2	0.0067	0.01	WKL	
MO-SIM	2012/13-2	Wet	11/18/2012 9:17:00 AM	12/13/2012 2:49:00 PM	Ethyl parathion	n/a	<	0.0054	µg/L	EPA 525.2	0.0054	0.01	WKL	
MO-SIM	2012/13-2	Wet	11/18/2012 9:17:00 AM	12/13/2012 2:49:00 PM	Fensulfothion	n/a	<	0.0029	µg/L	EPA 525.2	0.0029	0.01	WKL	
MO-SIM	2012/13-2	Wet	11/18/2012 9:17:00 AM	12/13/2012 2:49:00 PM	Fenthion	n/a	<	0.0038	µg/L	EPA 525.2	0.0038	0.01	WKL	
MO-SIM	2012/13-2	Wet	11/18/2012 9:17:00 AM	11/28/2012 5:06:00 AM	gamma-BHC (Lindane)	n/a	<	0.0021	µg/L	EPA 608	0.0021	0.02	WKL	
MO-SIM	2012/13-2	Wet	11/18/2012 9:17:00 AM	11/28/2012 5:06:00 AM	gamma-Chlordane	n/a	<	0.0044	µg/L	EPA 608	0.0044	0.01	WKL	
MO-SIM	2012/13-2	Wet	11/18/2012 9:17:00 AM	11/28/2012 6:40:00 PM	Glyphosate	n/a	<	1.8	µg/L	EPA 547	1.8	5	WKL	
MO-SIM	2012/13-2	Wet	11/18/2012 9:17:00 AM	11/28/2012 5:06:00 AM	Heptachlor	n/a	<	0.0017	µg/L	EPA 608	0.0017	0.01	WKL	
MO-SIM	2012/13-2	Wet	11/18/2012 9:17:00 AM	11/28/2012 5:06:00 AM	Heptachlor epoxide	n/a	<	0.0019	µg/L	EPA 608	0.0019	0.01	WKL	

Appendix G
Laboratory Environmental Analysis Results

Site ID	Event	Event Type	Sample Date	Analysis Date	Constituent	Fraction	Sign	Result	Units	Method	MDL	Reporting Limit	Analyzing Laboratory	Qualifier
MO-SIM	2012/13-2	Wet	11/18/2012 9:17:00 AM	12/13/2012 2:49:00 PM	Malathion	n/a	=	0.039	µg/L	EPA 525.2	0.0076	0.01	WKL	
MO-SIM	2012/13-2	Wet	11/18/2012 9:17:00 AM	12/13/2012 2:49:00 PM	Merphos	n/a	<	0.0058	µg/L	EPA 525.2	0.0058	0.01	WKL	
MO-SIM	2012/13-2	Wet	11/18/2012 9:17:00 AM	11/28/2012 5:06:00 AM	Methoxychlor	n/a	<	0.0054	µg/L	EPA 608	0.0054	0.02	WKL	
MO-SIM	2012/13-2	Wet	11/18/2012 9:17:00 AM	12/13/2012 2:49:00 PM	Methyl parathion	n/a	<	0.0063	µg/L	EPA 525.2	0.0063	0.01	WKL	
MO-SIM	2012/13-2	Wet	11/18/2012 9:17:00 AM	12/4/2012 7:16:00 AM	Metolachlor	n/a	<	0.012	µg/L	EPA 525.2	0.012	0.1	WKL	
MO-SIM	2012/13-2	Wet	11/18/2012 9:17:00 AM	12/4/2012 7:16:00 AM	Metribuzin	n/a	<	0.015	µg/L	EPA 525.2	0.015	0.1	WKL	
MO-SIM	2012/13-2	Wet	11/18/2012 9:17:00 AM	12/13/2012 2:49:00 PM	Mevinphos	n/a	<	0.0042	µg/L	EPA 525.2	0.0042	0.01	WKL	
MO-SIM	2012/13-2	Wet	11/18/2012 9:17:00 AM	12/4/2012 7:16:00 AM	Molinate	n/a	<	0.039	µg/L	EPA 525.2	0.039	0.1	WKL	
MO-SIM	2012/13-2	Wet	11/18/2012 9:17:00 AM	12/13/2012 2:49:00 PM	Naled	n/a	<	0.0076	µg/L	EPA 525.2	0.0076	0.1	WKL	
MO-SIM	2012/13-2	Wet	11/18/2012 9:17:00 AM	12/2/2012 1:29:00 AM	Pentachlorophenol	n/a	<	0.04	µg/L	EPA 515.3	0.04	0.2	WKL	
MO-SIM	2012/13-2	Wet	11/18/2012 9:17:00 AM	12/13/2012 2:49:00 PM	Phorate	n/a	<	0.003	µg/L	EPA 525.2	0.003	0.01	WKL	
MO-SIM	2012/13-2	Wet	11/18/2012 9:17:00 AM	12/2/2012 1:29:00 AM	Picloram	n/a	<	0.05	µg/L	EPA 515.3	0.05	0.6	WKL	
MO-SIM	2012/13-2	Wet	11/18/2012 9:17:00 AM	12/4/2012 7:16:00 AM	Prometon	n/a	<	0.024	µg/L	EPA 525.2	0.024	0.2	WKL	
MO-SIM	2012/13-2	Wet	11/18/2012 9:17:00 AM	12/4/2012 7:16:00 AM	Prometryn	n/a	<	0.036	µg/L	EPA 525.2	0.036	0.1	WKL	
MO-SIM	2012/13-2	Wet	11/18/2012 9:17:00 AM	12/13/2012 2:49:00 PM	Ronnel (Fenchlorphos)	n/a	<	0.0041	µg/L	EPA 525.2	0.0041	0.01	WKL	
MO-SIM	2012/13-2	Wet	11/18/2012 9:17:00 AM	12/4/2012 7:16:00 AM	Simazine	n/a	<	0.015	µg/L	EPA 525.2	0.015	0.1	WKL	
MO-SIM	2012/13-2	Wet	11/18/2012 9:17:00 AM	12/13/2012 2:49:00 PM	Stirophos (Tetrachlorvinphos)	n/a	<	0.0031	µg/L	EPA 525.2	0.0031	0.01	WKL	
MO-SIM	2012/13-2	Wet	11/18/2012 9:17:00 AM	12/4/2012 7:16:00 AM	Terbacil	n/a	<	0.55	µg/L	EPA 525.2	0.55	2	WKL	
MO-SIM	2012/13-2	Wet	11/18/2012 9:17:00 AM	12/4/2012 7:16:00 AM	Thiobencarb	n/a	<	0.025	µg/L	EPA 525.2	0.025	0.2	WKL	
MO-SIM	2012/13-2	Wet	11/18/2012 9:17:00 AM	12/13/2012 2:49:00 PM	Tokuthion	n/a	<	0.0078	µg/L	EPA 525.2	0.0078	0.01	WKL	
MO-SIM	2012/13-2	Wet	11/18/2012 9:17:00 AM	11/28/2012 5:06:00 AM	Toxaphene	n/a	<	0.12	µg/L	EPA 608	0.12	0.5	WKL	
MO-SIM	2012/13-2	Wet	11/18/2012 9:17:00 AM	12/13/2012 2:49:00 PM	Trichloronate	n/a	<	0.0067	µg/L	EPA 525.2	0.0067	0.01	WKL	
MO-SIM	2012/13-2	Wet	11/18/2012 9:17:00 AM	12/4/2012 7:16:00 AM	Trithion	n/a	<	0.012	µg/L	EPA 525.2	0.012	0.1	WKL	
MO-SIM	2012/13-3	Wet	2/19/2013 8:41:00 PM	2/20/2013 6:30:00 PM	E. Coli	n/a	=	30500	MPN/100 mL	MMO-MUG	1000	1000	VCHCA	
MO-SIM	2012/13-3	Wet	2/19/2013 8:41:00 PM	2/23/2013 10:45:00 PM	Fecal Coliform	n/a	=	28000	MPN/100 mL	SM 9221 E	2	2	VCHCA	
MO-SIM	2012/13-3	Wet	2/19/2013 8:41:00 PM	2/20/2013 6:30:00 PM	Total Coliform	n/a	=	261300	MPN/100 mL	MMO-MUG	1000	1000	VCHCA	
MO-SIM	2012/13-3	Wet	2/19/2013 8:41:00 PM	2/19/2013 8:41:00 PM	Conductivity	n/a	=	412.7	µmhos/cm	Field Meter	-88	1	Field Crew	
MO-SIM	2012/13-3	Wet	2/19/2013 8:41:00 PM	3/8/2013 9:37:00 PM	Cyanide	Total	<	0.0027	mg/L	EPA 335.4	0.0027	0.005	WKL	
MO-SIM	2012/13-3	Wet	2/19/2013 8:41:00 PM	2/19/2013 8:41:00 PM	DO	n/a	=	9.74	mg/L	Field Meter	-88	0.3	Field Crew	
MO-SIM	2012/13-3	Wet	2/19/2013 8:41:00 PM	2/19/2013 8:41:00 PM	DO	n/a	=	89.3	%	Field Meter	-88	0.1	Field Crew	
MO-SIM	2012/13-3	Wet	2/19/2013 8:41:00 PM	2/19/2013 8:41:00 PM	pH	n/a	=	7.41	pH Units	Field Meter	-88	0.01	Field Crew	
MO-SIM	2012/13-3	Wet	2/19/2013 8:41:00 PM	2/19/2013 8:41:00 PM	Salinity	n/a	=	300	mg/L	Field Meter	-88	100	Field Crew	
MO-SIM	2012/13-3	Wet	2/19/2013 8:41:00 PM	2/19/2013 8:41:00 PM	Specific Conductance	n/a	=	557	µmhos/cm	Field Meter	-88	1	Field Crew	
MO-SIM	2012/13-3	Wet	2/19/2013 8:41:00 PM	2/19/2013 8:41:00 PM	Temperature	n/a	=	11.5	°C	Field Meter	-88	0.1	Field Crew	
MO-SIM	2012/13-3	Wet	2/19/2013 8:41:00 PM	3/4/2013 6:09:00 PM	Oil and Grease	n/a	DNQ	1.9	mg/L	EPA 1664A	1.3	5	WKL	
MO-SIM	2012/13-3	Wet	2/19/2013 8:41:00 PM	3/4/2013 6:09:00 PM	TPH	n/a	<	1.9	mg/L	EPA 1664A	1.9	5	WKL	
MO-SIM	2012/13-3	Wet	2/19/2013 8:41:00 PM	2/28/2013 6:36:00 AM	2-Chloroethyl vinyl ether	n/a	<	0.61	µg/L	EPA 524.2	0.61	1	WKL	
MO-SIM	2012/13-3	Wet	2/19/2013 8:41:00 PM	2/28/2013 6:36:00 AM	Methyl tert-butyl ether (MTBE)	n/a	<	0.19	µg/L	EPA 524.2	0.19	2	WKL	
MO-SIM	2012/13-3	Wet	2/20/2013 11:10:00 AM	2/28/2013 12:03:00 PM	Chloride	n/a	=	37	mg/L	EPA 300.0	0.1	0.5	WKL	
MO-SIM	2012/13-3	Wet	2/20/2013 11:10:00 AM	2/28/2013 12:03:00 PM	Fluoride	n/a	=	0.29	mg/L	EPA 300.0	0.02	0.1	WKL	
MO-SIM	2012/13-3	Wet	2/20/2013 11:10:00 AM	3/1/2013 7:35:00 AM	Perchlorate	n/a	<	0.95	µg/L	EPA 314.0	0.95	2	WKL	
MO-SIM	2012/13-3	Wet	2/20/2013 11:10:00 AM	2/25/2013 2:17:00 PM	Calcium	Total	=	102	mg/L	EPA 200.7	0.0156	0.1	WKL	
MO-SIM	2012/13-3	Wet	2/20/2013 11:10:00 AM	2/25/2013 2:17:00 PM	Magnesium	Total	=	21.8	mg/L	EPA 200.7	0.0121	0.1	WKL	
MO-SIM	2012/13-3	Wet	2/20/2013 11:10:00 AM	2/25/2013 10:23:00 PM	Alkalinity as CaCO3	n/a	=	95	mg/L	SM 2320 B	0.56	2	WKL	
MO-SIM	2012/13-3	Wet	2/20/2013 11:10:00 AM	2/27/2013 11:44:00 AM	BOD	n/a	=	20	mg/L	SM 5210 B	0.1	2	WKL	
MO-SIM	2012/13-3	Wet	2/20/2013 11:10:00 AM	3/2/2013 4:05:00 PM	COD	n/a	=	150	mg/L	EPA 410.4	0.73	5	WKL	
MO-SIM	2012/13-3	Wet	2/20/2013 11:10:00 AM	2/25/2013 2:17:00 PM	Hardness as CaCO3	Total	=	345	mg/L	EPA 200.7	0.0885	0.662	WKL	
MO-SIM	2012/13-3	Wet	2/20/2013 11:10:00 AM	2/21/2013 9:38:00 PM	MBAS	n/a	=	0.43	mg/L	SM 5540 C	0.038	0.1	WKL	D

Appendix G
Laboratory Environmental Analysis Results

Site ID	Event	Event Type	Sample Date	Analysis Date	Constituent	Fraction	Sign	Result	Units	Method	MDL	Reporting Limit	Analyzing Laboratory	Qualifier
MO-SIM	2012/13-3	Wet	2/20/2013 11:10:00 AM	3/4/2013 1:31:00 PM	Phenolics	n/a	=	0.038	mg/L	EPA 420.4	0.0042	0.01	WKL	
MO-SIM	2012/13-3	Wet	2/20/2013 11:10:00 AM	3/4/2013 7:13:00 PM	Specific Conductance	n/a	=	750	µmhos/cm	SM 2510 B	0.23	2	WKL	
MO-SIM	2012/13-3	Wet	2/20/2013 11:10:00 AM	2/26/2013 4:20:00 PM	Total Dissolved Solids	n/a	=	470	mg/L	SM 2540 C	4	10	WKL	
MO-SIM	2012/13-3	Wet	2/20/2013 11:10:00 AM	3/4/2013 10:20:00 AM	Total Organic Carbon	n/a	=	16	mg/L	SM 5310 C	0.09	3	WKL	D
MO-SIM	2012/13-3	Wet	2/20/2013 11:10:00 AM	2/26/2013 8:27:00 PM	Total Suspended Solids	n/a	=	550	mg/L	SM 2540 D	5	5	WKL	
MO-SIM	2012/13-3	Wet	2/20/2013 11:10:00 AM	2/21/2013 7:26:00 PM	Turbidity	n/a	=	14	NTU	EPA 180.1	0.024	0.1	WKL	
MO-SIM	2012/13-3	Wet	2/20/2013 11:10:00 AM	2/26/2013 8:27:00 PM	Volatile Suspended Solids	n/a	=	92	mg/L	EPA 160.4	3.1	5	WKL	
MO-SIM	2012/13-3	Wet	2/20/2013 11:10:00 AM	3/5/2013 5:40:00 PM	Aluminum	Dissolved	=	6.9	µg/L	EPA 200.8	0.61	5	WKL	
MO-SIM	2012/13-3	Wet	2/20/2013 11:10:00 AM	3/5/2013 5:00:00 PM	Aluminum	Total	=	2100	µg/L	EPA 200.8	2.1	5	WKL	
MO-SIM	2012/13-3	Wet	2/20/2013 11:10:00 AM	3/5/2013 5:40:00 PM	Antimony	Dissolved	=	0.75	µg/L	EPA 200.8	0.04	0.5	WKL	
MO-SIM	2012/13-3	Wet	2/20/2013 11:10:00 AM	3/5/2013 5:00:00 PM	Antimony	Total	=	1.7	µg/L	EPA 200.8	0.04	0.5	WKL	
MO-SIM	2012/13-3	Wet	2/20/2013 11:10:00 AM	3/5/2013 5:40:00 PM	Arsenic	Dissolved	=	1.2	µg/L	EPA 200.8	0.036	0.4	WKL	
MO-SIM	2012/13-3	Wet	2/20/2013 11:10:00 AM	3/5/2013 5:00:00 PM	Arsenic	Total	=	4.1	µg/L	EPA 200.8	0.13	0.4	WKL	
MO-SIM	2012/13-3	Wet	2/20/2013 11:10:00 AM	3/5/2013 5:40:00 PM	Beryllium	Dissolved	<	0.088	µg/L	EPA 200.8	0.088	0.1	WKL	
MO-SIM	2012/13-3	Wet	2/20/2013 11:10:00 AM	3/5/2013 5:00:00 PM	Beryllium	Total	<	0.088	µg/L	EPA 200.8	0.088	0.1	WKL	
MO-SIM	2012/13-3	Wet	2/20/2013 11:10:00 AM	3/5/2013 5:40:00 PM	Cadmium	Dissolved	DNQ	0.07	µg/L	EPA 200.8	0.02	0.1	WKL	
MO-SIM	2012/13-3	Wet	2/20/2013 11:10:00 AM	3/5/2013 5:00:00 PM	Cadmium	Total	=	0.77	µg/L	EPA 200.8	0.02	0.1	WKL	
MO-SIM	2012/13-3	Wet	2/20/2013 11:10:00 AM	3/5/2013 5:40:00 PM	Chromium	Dissolved	=	0.99	µg/L	EPA 200.8	0.074	0.2	WKL	
MO-SIM	2012/13-3	Wet	2/20/2013 11:10:00 AM	3/5/2013 5:00:00 PM	Chromium	Total	=	6.2	µg/L	EPA 200.8	0.074	0.2	WKL	
MO-SIM	2012/13-3	Wet	2/20/2013 11:10:00 AM	3/4/2013 9:56:00 AM	Chromium VI	n/a	=	0.65	µg/L	EPA 218.6	0.0059	0.3	WKL	
MO-SIM	2012/13-3	Wet	2/20/2013 11:10:00 AM	3/5/2013 5:40:00 PM	Copper	Dissolved	=	6.3	µg/L	EPA 200.8	0.27	0.5	WKL	
MO-SIM	2012/13-3	Wet	2/20/2013 11:10:00 AM	3/5/2013 5:00:00 PM	Copper	Total	=	25	µg/L	EPA 200.8	0.27	0.5	WKL	
MO-SIM	2012/13-3	Wet	2/20/2013 11:10:00 AM	2/25/2013 2:14:00 PM	Iron	Dissolved	=	29	µg/L	EPA 200.7	1.1	10	WKL	
MO-SIM	2012/13-3	Wet	2/20/2013 11:10:00 AM	2/25/2013 2:17:00 PM	Iron	Total	=	4100	µg/L	EPA 200.7	1.1	10	WKL	
MO-SIM	2012/13-3	Wet	2/20/2013 11:10:00 AM	3/5/2013 5:40:00 PM	Lead	Dissolved	DNQ	0.02	µg/L	EPA 200.8	0.011	0.2	WKL	
MO-SIM	2012/13-3	Wet	2/20/2013 11:10:00 AM	3/5/2013 5:00:00 PM	Lead	Total	=	7.4	µg/L	EPA 200.8	0.035	0.2	WKL	
MO-SIM	2012/13-3	Wet	2/20/2013 11:10:00 AM	3/5/2013 7:28:00 PM	Mercury	Dissolved	DNQ	11	ng/L	EPA 245.1	3.9	50	WKL	
MO-SIM	2012/13-3	Wet	2/20/2013 11:10:00 AM	3/5/2013 7:28:00 PM	Mercury	Total	DNQ	32	ng/L	EPA 245.1	3.9	50	WKL	
MO-SIM	2012/13-3	Wet	2/20/2013 11:10:00 AM	3/5/2013 5:40:00 PM	Nickel	Dissolved	=	3.2	µg/L	EPA 200.8	0.13	0.8	WKL	
MO-SIM	2012/13-3	Wet	2/20/2013 11:10:00 AM	3/5/2013 5:00:00 PM	Nickel	Total	=	10	µg/L	EPA 200.8	0.13	0.8	WKL	
MO-SIM	2012/13-3	Wet	2/20/2013 11:10:00 AM	3/5/2013 5:40:00 PM	Selenium	Dissolved	=	4.3	µg/L	EPA 200.8	0.28	0.4	WKL	
MO-SIM	2012/13-3	Wet	2/20/2013 11:10:00 AM	3/5/2013 5:00:00 PM	Selenium	Total	=	4.6	µg/L	EPA 200.8	0.28	0.4	WKL	
MO-SIM	2012/13-3	Wet	2/20/2013 11:10:00 AM	3/5/2013 5:40:00 PM	Silver	Dissolved	<	0.027	µg/L	EPA 200.8	0.027	0.2	WKL	
MO-SIM	2012/13-3	Wet	2/20/2013 11:10:00 AM	3/5/2013 5:00:00 PM	Silver	Total	DNQ	0.08	µg/L	EPA 200.8	0.027	0.2	WKL	
MO-SIM	2012/13-3	Wet	2/20/2013 11:10:00 AM	3/5/2013 5:40:00 PM	Thallium	Dissolved	<	0.009	µg/L	EPA 200.8	0.009	0.2	WKL	
MO-SIM	2012/13-3	Wet	2/20/2013 11:10:00 AM	3/5/2013 5:00:00 PM	Thallium	Total	DNQ	0.04	µg/L	EPA 200.8	0.034	0.2	WKL	
MO-SIM	2012/13-3	Wet	2/20/2013 11:10:00 AM	3/5/2013 5:40:00 PM	Zinc	Dissolved	=	18	µg/L	EPA 200.8	1.1	5	WKL	
MO-SIM	2012/13-3	Wet	2/20/2013 11:10:00 AM	3/5/2013 5:00:00 PM	Zinc	Total	=	120	µg/L	EPA 200.8	1.1	5	WKL	
MO-SIM	2012/13-3	Wet	2/20/2013 11:10:00 AM	3/12/2013 6:49:00 PM	Ammonia as N	n/a	=	0.7	mg/L	EPA 350.1	0.048	0.1	WKL	
MO-SIM	2012/13-3	Wet	2/20/2013 11:10:00 AM	2/21/2013 8:07:00 PM	Nitrate + Nitrite as N	n/a	=	1.5	mg/L	EPA 353.2	0.01	0.1	WKL	
MO-SIM	2012/13-3	Wet	2/20/2013 11:10:00 AM	3/14/2013 4:36:00 PM	Phosphorus as P	Dissolved	=	0.21	mg/L	EPA 365.1	0.0028	0.02	WKL	D
MO-SIM	2012/13-3	Wet	2/20/2013 11:10:00 AM	3/14/2013 1:45:00 PM	Phosphorus as P	Total	=	0.63	mg/L	EPA 365.1	0.014	0.1	WKL	D
MO-SIM	2012/13-3	Wet	2/20/2013 11:10:00 AM	3/12/2013 10:37:00 PM	TKN	n/a	=	4.7	mg/L	EPA 351.2	0.15	0.2	WKL	D
MO-SIM	2012/13-3	Wet	2/20/2013 11:10:00 AM	3/6/2013 10:49:00 PM	1,2,4-Trichlorobenzene	n/a	<	5.5	µg/L	EPA 625	5.5	10	WKL	D
MO-SIM	2012/13-3	Wet	2/20/2013 11:10:00 AM	3/6/2013 10:49:00 PM	1,2-Dichlorobenzene	n/a	<	5.7	µg/L	EPA 625	5.7	10	WKL	D
MO-SIM	2012/13-3	Wet	2/20/2013 11:10:00 AM	3/6/2013 10:49:00 PM	1,2-Diphenylhydrazine	n/a	<	2.5	µg/L	EPA 625	2.5	10	WKL	D
MO-SIM	2012/13-3	Wet	2/20/2013 11:10:00 AM	3/6/2013 10:49:00 PM	1,3-Dichlorobenzene	n/a	<	5.3	µg/L	EPA 625	5.3	10	WKL	D
MO-SIM	2012/13-3	Wet	2/20/2013 11:10:00 AM	3/6/2013 10:49:00 PM	1,4-Dichlorobenzene	n/a	<	5.5	µg/L	EPA 625	5.5	10	WKL	D

Appendix G
Laboratory Environmental Analysis Results

Site ID	Event	Event Type	Sample Date	Analysis Date	Constituent	Fraction	Sign	Result	Units	Method	MDL	Reporting Limit	Analyzing Laboratory	Qualifier
MO-SIM	2012/13-3	Wet	2/20/2013 11:10:00 AM	3/21/2013 9:20:00 AM	1-Methylnaphthalene	n/a	<	1	µg/L	EPA 8270Cm	1	1	WKL	D
MO-SIM	2012/13-3	Wet	2/20/2013 11:10:00 AM	3/21/2013 12:28:00 AM	2,4,5-Trichlorophenol	n/a	<	2.9	µg/L	EPA 8270Cm	2.9	10	WKL	D
MO-SIM	2012/13-3	Wet	2/20/2013 11:10:00 AM	3/21/2013 12:28:00 AM	2,4,6-Trichlorophenol	n/a	<	3	µg/L	EPA 8270Cm	3	10	WKL	D
MO-SIM	2012/13-3	Wet	2/20/2013 11:10:00 AM	3/21/2013 12:28:00 AM	2,4-Dichlorophenol	n/a	<	5.1	µg/L	EPA 8270Cm	5.1	10	WKL	D
MO-SIM	2012/13-3	Wet	2/20/2013 11:10:00 AM	3/21/2013 12:28:00 AM	2,4-Dimethylphenol	n/a	<	10	µg/L	EPA 8270Cm	10	20	WKL	D
MO-SIM	2012/13-3	Wet	2/20/2013 11:10:00 AM	3/21/2013 12:28:00 AM	2,4-Dinitrophenol	n/a	<	10	µg/L	EPA 8270Cm	10	20	WKL	D
MO-SIM	2012/13-3	Wet	2/20/2013 11:10:00 AM	3/6/2013 10:49:00 PM	2,4-Dinitrotoluene	n/a	<	1.8	µg/L	EPA 625	1.8	10	WKL	D
MO-SIM	2012/13-3	Wet	2/20/2013 11:10:00 AM	3/6/2013 10:49:00 PM	2,6-Dinitrotoluene	n/a	<	2.7	µg/L	EPA 625	2.7	10	WKL	D
MO-SIM	2012/13-3	Wet	2/20/2013 11:10:00 AM	3/6/2013 10:49:00 PM	2-Chloronaphthalene	n/a	<	4.5	µg/L	EPA 625	4.5	10	WKL	D
MO-SIM	2012/13-3	Wet	2/20/2013 11:10:00 AM	3/21/2013 12:28:00 AM	2-Chlorophenol	n/a	<	6.5	µg/L	EPA 8270Cm	6.5	10	WKL	D
MO-SIM	2012/13-3	Wet	2/20/2013 11:10:00 AM	3/21/2013 9:20:00 AM	2-Methylnaphthalene	n/a	<	1	µg/L	EPA 8270Cm	1	1	WKL	D
MO-SIM	2012/13-3	Wet	2/20/2013 11:10:00 AM	3/21/2013 12:28:00 AM	2-Methylphenol	n/a	<	3.4	µg/L	EPA 8270Cm	3.4	10	WKL	D
MO-SIM	2012/13-3	Wet	2/20/2013 11:10:00 AM	3/21/2013 12:28:00 AM	2-Nitrophenol	n/a	<	7.1	µg/L	EPA 8270Cm	7.1	10	WKL	D
MO-SIM	2012/13-3	Wet	2/20/2013 11:10:00 AM	3/6/2013 10:49:00 PM	3,3'-Dichlorobenzidine	n/a	<	12	µg/L	EPA 625	12	50	WKL	D
MO-SIM	2012/13-3	Wet	2/20/2013 11:10:00 AM	3/21/2013 12:28:00 AM	3-/4-Methylphenol	n/a	<	3	µg/L	EPA 8270Cm	3	10	WKL	D
MO-SIM	2012/13-3	Wet	2/20/2013 11:10:00 AM	3/21/2013 12:28:00 AM	4,6-Dinitro-2-methylphenol	n/a	<	1.4	µg/L	EPA 8270Cm	1.4	10	WKL	D
MO-SIM	2012/13-3	Wet	2/20/2013 11:10:00 AM	3/6/2013 10:49:00 PM	4-Bromophenyl phenyl ether	n/a	<	3.6	µg/L	EPA 625	3.6	10	WKL	D
MO-SIM	2012/13-3	Wet	2/20/2013 11:10:00 AM	3/21/2013 12:28:00 AM	4-Chloro-3-methylphenol	n/a	<	3.7	µg/L	EPA 8270Cm	3.7	10	WKL	D
MO-SIM	2012/13-3	Wet	2/20/2013 11:10:00 AM	3/6/2013 10:49:00 PM	4-Chlorophenyl phenyl ether	n/a	<	4.1	µg/L	EPA 625	4.1	10	WKL	D
MO-SIM	2012/13-3	Wet	2/20/2013 11:10:00 AM	3/21/2013 12:28:00 AM	4-Nitrophenol	n/a	<	10	µg/L	EPA 8270Cm	10	20	WKL	D
MO-SIM	2012/13-3	Wet	2/20/2013 11:10:00 AM	3/21/2013 9:20:00 AM	Acenaphthene	n/a	<	1	µg/L	EPA 8270Cm	1	1	WKL	D
MO-SIM	2012/13-3	Wet	2/20/2013 11:10:00 AM	3/21/2013 9:20:00 AM	Acenaphthylene	n/a	<	1	µg/L	EPA 8270Cm	1	1	WKL	D
MO-SIM	2012/13-3	Wet	2/20/2013 11:10:00 AM	3/21/2013 9:20:00 AM	Anthracene	n/a	<	1	µg/L	EPA 8270Cm	1	1	WKL	D
MO-SIM	2012/13-3	Wet	2/20/2013 11:10:00 AM	3/21/2013 9:20:00 AM	Benz(a)anthracene	n/a	<	1	µg/L	EPA 8270Cm	1	1	WKL	D
MO-SIM	2012/13-3	Wet	2/20/2013 11:10:00 AM	3/6/2013 10:49:00 PM	Benzidine	n/a	<	37	µg/L	EPA 625	37	100	WKL	D
MO-SIM	2012/13-3	Wet	2/20/2013 11:10:00 AM	3/15/2013 3:42:00 AM	Benzo(a)pyrene	n/a	<	0.07	µg/L	EPA 525.2	0.07	0.1	WKL	
MO-SIM	2012/13-3	Wet	2/20/2013 11:10:00 AM	3/21/2013 9:20:00 AM	Benzo(b)fluoranthene	n/a	<	1	µg/L	EPA 8270Cm	1	1	WKL	D
MO-SIM	2012/13-3	Wet	2/20/2013 11:10:00 AM	3/21/2013 9:20:00 AM	Benzo(g,h,i)perylene	n/a	<	1	µg/L	EPA 8270Cm	1	1	WKL	D
MO-SIM	2012/13-3	Wet	2/20/2013 11:10:00 AM	3/21/2013 9:20:00 AM	Benzo(k)fluoranthene	n/a	<	1	µg/L	EPA 8270Cm	1	1	WKL	D
MO-SIM	2012/13-3	Wet	2/20/2013 11:10:00 AM	3/6/2013 10:49:00 PM	Bis(2-chloroethoxy)methane	n/a	<	2.5	µg/L	EPA 625	2.5	10	WKL	D
MO-SIM	2012/13-3	Wet	2/20/2013 11:10:00 AM	3/6/2013 10:49:00 PM	Bis(2-chloroethyl)ether	n/a	<	2.7	µg/L	EPA 625	2.7	10	WKL	D
MO-SIM	2012/13-3	Wet	2/20/2013 11:10:00 AM	3/6/2013 10:49:00 PM	Bis(2-chloroisopropyl)ether	n/a	<	3.8	µg/L	EPA 625	3.8	10	WKL	D
MO-SIM	2012/13-3	Wet	2/20/2013 11:10:00 AM	3/15/2013 3:42:00 AM	Bis(2-ethylhexyl)adipate	n/a	<	0.1	µg/L	EPA 525.2	0.1	5	WKL	
MO-SIM	2012/13-3	Wet	2/20/2013 11:10:00 AM	3/15/2013 3:42:00 AM	Bis(2-ethylhexyl)phthalate	n/a	<	1.1	µg/L	EPA 525.2	1.1	3	WKL	
MO-SIM	2012/13-3	Wet	2/20/2013 11:10:00 AM	3/6/2013 10:49:00 PM	Butyl benzyl phthalate	n/a	<	1.8	µg/L	EPA 625	1.8	10	WKL	D
MO-SIM	2012/13-3	Wet	2/20/2013 11:10:00 AM	3/21/2013 9:20:00 AM	Chrysene	n/a	<	1	µg/L	EPA 8270Cm	1	1	WKL	D
MO-SIM	2012/13-3	Wet	2/20/2013 11:10:00 AM	3/21/2013 9:20:00 AM	Dibenz(a,h)anthracene	n/a	<	1	µg/L	EPA 8270Cm	1	1	WKL	D
MO-SIM	2012/13-3	Wet	2/20/2013 11:10:00 AM	3/6/2013 10:49:00 PM	Diethyl phthalate	n/a	<	1.5	µg/L	EPA 625	1.5	10	WKL	D
MO-SIM	2012/13-3	Wet	2/20/2013 11:10:00 AM	3/6/2013 10:49:00 PM	Dimethyl phthalate	n/a	<	1.8	µg/L	EPA 625	1.8	10	WKL	D
MO-SIM	2012/13-3	Wet	2/20/2013 11:10:00 AM	3/6/2013 10:49:00 PM	Di-n-butylphthalate	n/a	<	2.4	µg/L	EPA 625	2.4	10	WKL	D
MO-SIM	2012/13-3	Wet	2/20/2013 11:10:00 AM	3/6/2013 10:49:00 PM	Di-n-octylphthalate	n/a	<	1.9	µg/L	EPA 625	1.9	10	WKL	D
MO-SIM	2012/13-3	Wet	2/20/2013 11:10:00 AM	3/21/2013 9:20:00 AM	Fluoranthene	n/a	<	1	µg/L	EPA 8270Cm	1	1	WKL	D
MO-SIM	2012/13-3	Wet	2/20/2013 11:10:00 AM	3/21/2013 9:20:00 AM	Fluorene	n/a	<	1	µg/L	EPA 8270Cm	1	1	WKL	D
MO-SIM	2012/13-3	Wet	2/20/2013 11:10:00 AM	3/6/2013 10:49:00 PM	Hexachlorobenzene	n/a	<	4.9	µg/L	EPA 625	4.9	10	WKL	D
MO-SIM	2012/13-3	Wet	2/20/2013 11:10:00 AM	3/6/2013 10:49:00 PM	Hexachlorobutadiene	n/a	<	4.7	µg/L	EPA 625	4.7	10	WKL	D
MO-SIM	2012/13-3	Wet	2/20/2013 11:10:00 AM	3/6/2013 10:49:00 PM	Hexachlorocyclopentadiene	n/a	<	15	µg/L	EPA 625	15	50	WKL	D
MO-SIM	2012/13-3	Wet	2/20/2013 11:10:00 AM	3/6/2013 10:49:00 PM	Hexachloroethane	n/a	<	5.2	µg/L	EPA 625	5.2	10	WKL	D
MO-SIM	2012/13-3	Wet	2/20/2013 11:10:00 AM	3/21/2013 9:20:00 AM	Indeno(1,2,3-cd)pyrene	n/a	<	1	µg/L	EPA 8270Cm	1	1	WKL	D

Appendix G
Laboratory Environmental Analysis Results

Site ID	Event	Event Type	Sample Date	Analysis Date	Constituent	Fraction	Sign	Result	Units	Method	MDL	Reporting Limit	Analyzing Laboratory	Qualifier
MO-SIM	2012/13-3	Wet	2/20/2013 11:10:00 AM	3/6/2013 10:49:00 PM	Isophorone	n/a	<	2.1	µg/L	EPA 625	2.1	10	WKL	D
MO-SIM	2012/13-3	Wet	2/20/2013 11:10:00 AM	3/21/2013 9:20:00 AM	Naphthalene	n/a	<	1	µg/L	EPA 8270Cm	1	1	WKL	D
MO-SIM	2012/13-3	Wet	2/20/2013 11:10:00 AM	3/6/2013 10:49:00 PM	Nitrobenzene	n/a	<	3.6	µg/L	EPA 625	3.6	10	WKL	D
MO-SIM	2012/13-3	Wet	2/20/2013 11:10:00 AM	3/6/2013 10:49:00 PM	N-Nitrosodimethylamine	n/a	<	1.4	µg/L	EPA 625	1.4	10	WKL	D
MO-SIM	2012/13-3	Wet	2/20/2013 11:10:00 AM	3/6/2013 10:49:00 PM	N-Nitrosodi-N-propylamine	n/a	<	2.6	µg/L	EPA 625	2.6	10	WKL	D
MO-SIM	2012/13-3	Wet	2/20/2013 11:10:00 AM	3/6/2013 10:49:00 PM	N-Nitrosodiphenylamine	n/a	<	1.9	µg/L	EPA 625	1.9	10	WKL	D
MO-SIM	2012/13-3	Wet	2/20/2013 11:10:00 AM	3/21/2013 9:20:00 AM	Phenanthrene	n/a	<	1	µg/L	EPA 8270Cm	1	1	WKL	D
MO-SIM	2012/13-3	Wet	2/20/2013 11:10:00 AM	3/21/2013 12:28:00 AM	Phenol	n/a	<	3.5	µg/L	EPA 8270Cm	3.5	10	WKL	D
MO-SIM	2012/13-3	Wet	2/20/2013 11:10:00 AM	3/21/2013 9:20:00 AM	Pyrene	n/a	<	1	µg/L	EPA 8270Cm	1	1	WKL	D
MO-SIM	2012/13-3	Wet	2/20/2013 11:10:00 AM	3/14/2013 3:01:00 AM	PCB Aroclor 1016	n/a	<	0.05	µg/L	EPA 608	0.05	0.5	WKL	
MO-SIM	2012/13-3	Wet	2/20/2013 11:10:00 AM	3/14/2013 3:01:00 AM	PCB Aroclor 1221	n/a	<	0.06	µg/L	EPA 608	0.06	0.5	WKL	
MO-SIM	2012/13-3	Wet	2/20/2013 11:10:00 AM	3/14/2013 3:01:00 AM	PCB Aroclor 1232	n/a	<	0.15	µg/L	EPA 608	0.15	0.5	WKL	
MO-SIM	2012/13-3	Wet	2/20/2013 11:10:00 AM	3/14/2013 3:01:00 AM	PCB Aroclor 1242	n/a	<	0.07	µg/L	EPA 608	0.07	0.5	WKL	
MO-SIM	2012/13-3	Wet	2/20/2013 11:10:00 AM	3/14/2013 3:01:00 AM	PCB Aroclor 1248	n/a	<	0.06	µg/L	EPA 608	0.06	0.5	WKL	
MO-SIM	2012/13-3	Wet	2/20/2013 11:10:00 AM	3/14/2013 3:01:00 AM	PCB Aroclor 1254	n/a	<	0.04	µg/L	EPA 608	0.04	0.5	WKL	
MO-SIM	2012/13-3	Wet	2/20/2013 11:10:00 AM	3/14/2013 3:01:00 AM	PCB Aroclor 1260	n/a	<	0.04	µg/L	EPA 608	0.04	0.5	WKL	
MO-SIM	2012/13-3	Wet	2/20/2013 11:10:00 AM	2/26/2013 6:59:00 PM	2,4,5-T	n/a	<	0.07	µg/L	EPA 515.3	0.07	0.2	WKL	
MO-SIM	2012/13-3	Wet	2/20/2013 11:10:00 AM	2/26/2013 6:59:00 PM	2,4,5-TP	n/a	<	0.09	µg/L	EPA 515.3	0.09	0.2	WKL	
MO-SIM	2012/13-3	Wet	2/20/2013 11:10:00 AM	2/26/2013 6:59:00 PM	2,4-D	n/a	<	0.07	µg/L	EPA 515.3	0.07	0.4	WKL	
MO-SIM	2012/13-3	Wet	2/20/2013 11:10:00 AM	2/26/2013 6:59:00 PM	2,4-DB	n/a	<	0.07	µg/L	EPA 515.3	0.07	2	WKL	
MO-SIM	2012/13-3	Wet	2/20/2013 11:10:00 AM	2/26/2013 6:59:00 PM	3,5-Dichlorobenzoic acid	n/a	<	0.09	µg/L	EPA 515.3	0.09	1	WKL	
MO-SIM	2012/13-3	Wet	2/20/2013 11:10:00 AM	3/14/2013 3:01:00 AM	4,4'-DDD	n/a	<	0.003	µg/L	EPA 608	0.003	0.05	WKL	
MO-SIM	2012/13-3	Wet	2/20/2013 11:10:00 AM	3/14/2013 3:01:00 AM	4,4'-DDE	n/a	DNQ	0.004	µg/L	EPA 608	0.0025	0.05	WKL	
MO-SIM	2012/13-3	Wet	2/20/2013 11:10:00 AM	3/14/2013 3:01:00 AM	4,4'-DDT	n/a	<	0.0031	µg/L	EPA 608	0.0031	0.01	WKL	
MO-SIM	2012/13-3	Wet	2/20/2013 11:10:00 AM	2/26/2013 6:59:00 PM	Acifluorfen	n/a	<	0.06	µg/L	EPA 515.3	0.06	0.4	WKL	
MO-SIM	2012/13-3	Wet	2/20/2013 11:10:00 AM	3/15/2013 3:42:00 AM	Alachlor	n/a	<	0.022	µg/L	EPA 525.2	0.022	0.1	WKL	
MO-SIM	2012/13-3	Wet	2/20/2013 11:10:00 AM	3/14/2013 3:01:00 AM	Aldrin	n/a	<	0.0015	µg/L	EPA 608	0.0015	0.005	WKL	
MO-SIM	2012/13-3	Wet	2/20/2013 11:10:00 AM	3/14/2013 3:01:00 AM	alpha-BHC	n/a	<	0.0018	µg/L	EPA 608	0.0018	0.01	WKL	
MO-SIM	2012/13-3	Wet	2/20/2013 11:10:00 AM	3/14/2013 3:01:00 AM	alpha-Chlordane	n/a	<	0.0041	µg/L	EPA 608	0.0041	0.01	WKL	
MO-SIM	2012/13-3	Wet	2/20/2013 11:10:00 AM	3/15/2013 3:42:00 AM	Atrazine	n/a	<	0.034	µg/L	EPA 525.2	0.034	0.1	WKL	
MO-SIM	2012/13-3	Wet	2/20/2013 11:10:00 AM	3/13/2013 7:25:00 PM	Azinphos methyl	n/a	<	0.0055	µg/L	EPA 525.2	0.0055	0.01	WKL	EUM
MO-SIM	2012/13-3	Wet	2/20/2013 11:10:00 AM	2/26/2013 6:59:00 PM	Bentazon	n/a	<	0.11	µg/L	EPA 515.3	0.11	2	WKL	
MO-SIM	2012/13-3	Wet	2/20/2013 11:10:00 AM	3/14/2013 3:01:00 AM	beta-BHC	n/a	<	0.0031	µg/L	EPA 608	0.0031	0.005	WKL	
MO-SIM	2012/13-3	Wet	2/20/2013 11:10:00 AM	3/13/2013 7:25:00 PM	Bolstar	n/a	<	0.0046	µg/L	EPA 525.2	0.0046	0.01	WKL	
MO-SIM	2012/13-3	Wet	2/20/2013 11:10:00 AM	3/15/2013 3:42:00 AM	Bromacil	n/a	<	0.038	µg/L	EPA 525.2	0.038	1	WKL	
MO-SIM	2012/13-3	Wet	2/20/2013 11:10:00 AM	3/15/2013 3:42:00 AM	Butachlor	n/a	<	0.017	µg/L	EPA 525.2	0.017	0.2	WKL	
MO-SIM	2012/13-3	Wet	2/20/2013 11:10:00 AM	3/15/2013 3:42:00 AM	Captan	n/a	<	0.86	µg/L	EPA 525.2	0.86	1	WKL	
MO-SIM	2012/13-3	Wet	2/20/2013 11:10:00 AM	3/14/2013 3:01:00 AM	Chlordane (technical)	n/a	<	0.08	µg/L	EPA 608	0.08	0.1	WKL	
MO-SIM	2012/13-3	Wet	2/20/2013 11:10:00 AM	3/15/2013 3:42:00 AM	Chloropropham	n/a	<	0.01	µg/L	EPA 525.2	0.01	0.1	WKL	
MO-SIM	2012/13-3	Wet	2/20/2013 11:10:00 AM	3/13/2013 7:25:00 PM	Chlorpyrifos	n/a	<	0.0069	µg/L	EPA 525.2	0.0069	0.01	WKL	
MO-SIM	2012/13-3	Wet	2/20/2013 11:10:00 AM	3/13/2013 7:25:00 PM	Coumaphos	n/a	<	0.0051	µg/L	EPA 525.2	0.0051	0.01	WKL	
MO-SIM	2012/13-3	Wet	2/20/2013 11:10:00 AM	3/15/2013 3:42:00 AM	Cyanazine	n/a	<	0.024	µg/L	EPA 525.2	0.024	0.1	WKL	
MO-SIM	2012/13-3	Wet	2/20/2013 11:10:00 AM	2/26/2013 6:59:00 PM	Dalapon	n/a	<	0.1	µg/L	EPA 515.3	0.1	0.4	WKL	
MO-SIM	2012/13-3	Wet	2/20/2013 11:10:00 AM	2/26/2013 6:59:00 PM	DCPA (Dacthal)	n/a	<	0.07	µg/L	EPA 515.3	0.07	0.1	WKL	
MO-SIM	2012/13-3	Wet	2/20/2013 11:10:00 AM	3/14/2013 3:01:00 AM	delta-BHC	n/a	<	0.0025	µg/L	EPA 608	0.0025	0.005	WKL	
MO-SIM	2012/13-3	Wet	2/20/2013 11:10:00 AM	3/13/2013 7:25:00 PM	Demeton-O	n/a	<	0.01	µg/L	EPA 525.2	0.01	0.01	WKL	
MO-SIM	2012/13-3	Wet	2/20/2013 11:10:00 AM	3/13/2013 7:25:00 PM	Demeton-S	n/a	<	0.01	µg/L	EPA 525.2	0.01	0.01	WKL	
MO-SIM	2012/13-3	Wet	2/20/2013 11:10:00 AM	3/13/2013 7:25:00 PM	Diazinon	n/a	<	0.0052	µg/L	EPA 525.2	0.0052	0.01	WKL	

Appendix G
Laboratory Environmental Analysis Results

Site ID	Event	Event Type	Sample Date	Analysis Date	Constituent	Fraction	Sign	Result	Units	Method	MDL	Reporting Limit	Analyzing Laboratory	Qualifier
MO-SIM	2012/13-3	Wet	2/20/2013 11:10:00 AM	2/26/2013 6:59:00 PM	Dicamba	n/a	<	0.12	µg/L	EPA 515.3	0.12	0.6	WKL	
MO-SIM	2012/13-3	Wet	2/20/2013 11:10:00 AM	2/26/2013 6:59:00 PM	Dichlorprop	n/a	<	0.08	µg/L	EPA 515.3	0.08	0.3	WKL	
MO-SIM	2012/13-3	Wet	2/20/2013 11:10:00 AM	3/13/2013 7:25:00 PM	Dichlorvos	n/a	<	0.0029	µg/L	EPA 525.2	0.0029	0.01	WKL	
MO-SIM	2012/13-3	Wet	2/20/2013 11:10:00 AM	3/14/2013 3:01:00 AM	Dieldrin	n/a	<	0.0021	µg/L	EPA 608	0.0021	0.01	WKL	
MO-SIM	2012/13-3	Wet	2/20/2013 11:10:00 AM	3/13/2013 7:25:00 PM	Dimethoate	n/a	<	0.0062	µg/L	EPA 525.2	0.0062	0.01	WKL	
MO-SIM	2012/13-3	Wet	2/20/2013 11:10:00 AM	2/26/2013 6:59:00 PM	Dinoseb	n/a	<	0.14	µg/L	EPA 515.3	0.14	0.4	WKL	
MO-SIM	2012/13-3	Wet	2/20/2013 11:10:00 AM	3/15/2013 3:42:00 AM	Diphenamid	n/a	<	0.024	µg/L	EPA 525.2	0.024	0.1	WKL	
MO-SIM	2012/13-3	Wet	2/20/2013 11:10:00 AM	3/13/2013 7:25:00 PM	Disulfoton	n/a	<	0.01	µg/L	EPA 525.2	0.01	0.01	WKL	
MO-SIM	2012/13-3	Wet	2/20/2013 11:10:00 AM	3/14/2013 3:01:00 AM	Endosulfan I	n/a	<	0.0017	µg/L	EPA 608	0.0017	0.02	WKL	
MO-SIM	2012/13-3	Wet	2/20/2013 11:10:00 AM	3/14/2013 3:01:00 AM	Endosulfan II	n/a	<	0.0019	µg/L	EPA 608	0.0019	0.01	WKL	
MO-SIM	2012/13-3	Wet	2/20/2013 11:10:00 AM	3/14/2013 3:01:00 AM	Endosulfan sulfate	n/a	<	0.008	µg/L	EPA 608	0.008	0.05	WKL	
MO-SIM	2012/13-3	Wet	2/20/2013 11:10:00 AM	3/14/2013 3:01:00 AM	Endrin	n/a	<	0.0028	µg/L	EPA 608	0.0028	0.01	WKL	
MO-SIM	2012/13-3	Wet	2/20/2013 11:10:00 AM	3/14/2013 3:01:00 AM	Endrin aldehyde	n/a	<	0.003	µg/L	EPA 608	0.003	0.01	WKL	
MO-SIM	2012/13-3	Wet	2/20/2013 11:10:00 AM	3/15/2013 3:42:00 AM	EPTC	n/a	<	0.017	µg/L	EPA 525.2	0.017	1	WKL	
MO-SIM	2012/13-3	Wet	2/20/2013 11:10:00 AM	3/13/2013 7:25:00 PM	Ethoprop	n/a	<	0.0067	µg/L	EPA 525.2	0.0067	0.01	WKL	
MO-SIM	2012/13-3	Wet	2/20/2013 11:10:00 AM	3/13/2013 7:25:00 PM	Ethyl parathion	n/a	<	0.0054	µg/L	EPA 525.2	0.0054	0.01	WKL	
MO-SIM	2012/13-3	Wet	2/20/2013 11:10:00 AM	3/13/2013 7:25:00 PM	Fensulfothion	n/a	<	0.0029	µg/L	EPA 525.2	0.0029	0.01	WKL	
MO-SIM	2012/13-3	Wet	2/20/2013 11:10:00 AM	3/13/2013 7:25:00 PM	Fenthion	n/a	<	0.0038	µg/L	EPA 525.2	0.0038	0.01	WKL	
MO-SIM	2012/13-3	Wet	2/20/2013 11:10:00 AM	3/14/2013 3:01:00 AM	gamma-BHC (Lindane)	n/a	<	0.0021	µg/L	EPA 608	0.0021	0.02	WKL	
MO-SIM	2012/13-3	Wet	2/20/2013 11:10:00 AM	3/14/2013 3:01:00 AM	gamma-Chlordane	n/a	<	0.0044	µg/L	EPA 608	0.0044	0.01	WKL	
MO-SIM	2012/13-3	Wet	2/20/2013 11:10:00 AM	2/25/2013 5:50:00 PM	Glyphosate	n/a	=	22	µg/L	EPA 547	1.8	5	WKL	
MO-SIM	2012/13-3	Wet	2/20/2013 11:10:00 AM	3/14/2013 3:01:00 AM	Heptachlor	n/a	<	0.0017	µg/L	EPA 608	0.0017	0.01	WKL	
MO-SIM	2012/13-3	Wet	2/20/2013 11:10:00 AM	3/14/2013 3:01:00 AM	Heptachlor epoxide	n/a	<	0.0019	µg/L	EPA 608	0.0019	0.01	WKL	
MO-SIM	2012/13-3	Wet	2/20/2013 11:10:00 AM	3/13/2013 7:25:00 PM	Malathion	n/a	<	0.0076	µg/L	EPA 525.2	0.0076	0.01	WKL	
MO-SIM	2012/13-3	Wet	2/20/2013 11:10:00 AM	3/13/2013 7:25:00 PM	Merphos	n/a	<	0.0058	µg/L	EPA 525.2	0.0058	0.01	WKL	
MO-SIM	2012/13-3	Wet	2/20/2013 11:10:00 AM	3/14/2013 3:01:00 AM	Methoxychlor	n/a	<	0.0054	µg/L	EPA 608	0.0054	0.02	WKL	
MO-SIM	2012/13-3	Wet	2/20/2013 11:10:00 AM	3/13/2013 7:25:00 PM	Methyl parathion	n/a	<	0.0063	µg/L	EPA 525.2	0.0063	0.01	WKL	
MO-SIM	2012/13-3	Wet	2/20/2013 11:10:00 AM	3/15/2013 3:42:00 AM	Metolachlor	n/a	<	0.012	µg/L	EPA 525.2	0.012	0.1	WKL	
MO-SIM	2012/13-3	Wet	2/20/2013 11:10:00 AM	3/15/2013 3:42:00 AM	Metribuzin	n/a	<	0.015	µg/L	EPA 525.2	0.015	0.1	WKL	
MO-SIM	2012/13-3	Wet	2/20/2013 11:10:00 AM	3/13/2013 7:25:00 PM	Mevinphos	n/a	<	0.0042	µg/L	EPA 525.2	0.0042	0.01	WKL	
MO-SIM	2012/13-3	Wet	2/20/2013 11:10:00 AM	3/15/2013 3:42:00 AM	Molinate	n/a	<	0.039	µg/L	EPA 525.2	0.039	0.1	WKL	
MO-SIM	2012/13-3	Wet	2/20/2013 11:10:00 AM	3/13/2013 7:25:00 PM	Naled	n/a	<	0.0076	µg/L	EPA 525.2	0.0076	0.01	WKL	IL
MO-SIM	2012/13-3	Wet	2/20/2013 11:10:00 AM	2/26/2013 6:59:00 PM	Pentachlorophenol	n/a	<	0.04	µg/L	EPA 515.3	0.04	0.2	WKL	
MO-SIM	2012/13-3	Wet	2/20/2013 11:10:00 AM	3/13/2013 7:25:00 PM	Phorate	n/a	<	0.003	µg/L	EPA 525.2	0.003	0.01	WKL	
MO-SIM	2012/13-3	Wet	2/20/2013 11:10:00 AM	2/26/2013 6:59:00 PM	Picloram	n/a	<	0.05	µg/L	EPA 515.3	0.05	0.6	WKL	
MO-SIM	2012/13-3	Wet	2/20/2013 11:10:00 AM	3/15/2013 3:42:00 AM	Prometon	n/a	<	0.024	µg/L	EPA 525.2	0.024	0.2	WKL	
MO-SIM	2012/13-3	Wet	2/20/2013 11:10:00 AM	3/15/2013 3:42:00 AM	Prometryn	n/a	<	0.036	µg/L	EPA 525.2	0.036	0.1	WKL	
MO-SIM	2012/13-3	Wet	2/20/2013 11:10:00 AM	3/13/2013 7:25:00 PM	Ronnel (Fenchlorphos)	n/a	<	0.0041	µg/L	EPA 525.2	0.0041	0.01	WKL	
MO-SIM	2012/13-3	Wet	2/20/2013 11:10:00 AM	3/15/2013 3:42:00 AM	Simazine	n/a	<	0.015	µg/L	EPA 525.2	0.015	0.1	WKL	
MO-SIM	2012/13-3	Wet	2/20/2013 11:10:00 AM	3/13/2013 7:25:00 PM	Stirophos (Tetrachlorvinphos)	n/a	<	0.0031	µg/L	EPA 525.2	0.0031	0.01	WKL	IL
MO-SIM	2012/13-3	Wet	2/20/2013 11:10:00 AM	3/15/2013 3:42:00 AM	Terbacil	n/a	<	0.55	µg/L	EPA 525.2	0.55	2	WKL	
MO-SIM	2012/13-3	Wet	2/20/2013 11:10:00 AM	3/15/2013 3:42:00 AM	Thiobencarb	n/a	<	0.025	µg/L	EPA 525.2	0.025	0.2	WKL	
MO-SIM	2012/13-3	Wet	2/20/2013 11:10:00 AM	3/13/2013 7:25:00 PM	Tokuthion	n/a	<	0.0078	µg/L	EPA 525.2	0.0078	0.01	WKL	
MO-SIM	2012/13-3	Wet	2/20/2013 11:10:00 AM	3/14/2013 3:01:00 AM	Toxaphene	n/a	<	0.12	µg/L	EPA 608	0.12	0.5	WKL	
MO-SIM	2012/13-3	Wet	2/20/2013 11:10:00 AM	3/13/2013 7:25:00 PM	Trichloronate	n/a	<	0.0067	µg/L	EPA 525.2	0.0067	0.01	WKL	
MO-SIM	2012/13-3	Wet	2/20/2013 11:10:00 AM	3/15/2013 3:42:00 AM	Trithion	n/a	<	0.012	µg/L	EPA 525.2	0.012	0.1	WKL	
MO-SIM	2012/13-4	Wet	3/8/2013 12:50:00 AM	3/8/2013 10:20:00 PM	E. Coli	n/a	=	7701	MPN/100 mL	MMO-MUG	10	10	VCHCA	
MO-SIM	2012/13-4	Wet	3/8/2013 12:50:00 AM	3/12/2013 1:28:00 AM	Fecal Coliform	n/a	=	9000	MPN/100 mL	SM 9221 E	2	2	VCHCA	

Appendix G
Laboratory Environmental Analysis Results

Site ID	Event	Event Type	Sample Date	Analysis Date	Constituent	Fraction	Sign	Result	Units	Method	MDL	Reporting Limit	Analyzing Laboratory	Qualifier
MO-SIM	2012/13-4	Wet	3/8/2013 12:50:00 AM	3/8/2013 10:20:00 PM	Total Coliform	n/a	=	307600	MPN/100 mL	MMO-MUG	1000	1000	VCHCA	
MO-SIM	2012/13-4	Wet	3/8/2013 12:50:00 AM	3/8/2013 12:50:00 AM	Conductivity	n/a	=	306.3	µmhos/cm	Field Meter	-88	1	Field Crew	
MO-SIM	2012/13-4	Wet	3/8/2013 12:50:00 AM	3/22/2013 1:36:00 PM	Cyanide	Total	<	0.0027	mg/L	EPA 335.4	0.0027	0.005	WKL	
MO-SIM	2012/13-4	Wet	3/8/2013 12:50:00 AM	3/8/2013 12:50:00 AM	DO	n/a	=	9.6	mg/L	Field Meter	-88	0.3	Field Crew	
MO-SIM	2012/13-4	Wet	3/8/2013 12:50:00 AM	3/8/2013 12:50:00 AM	DO	n/a	=	90.1	%	Field Meter	-88	0.1	Field Crew	
MO-SIM	2012/13-4	Wet	3/8/2013 12:50:00 AM	3/8/2013 12:50:00 AM	pH	n/a	=	7.6	pH Units	Field Meter	-88	0.01	Field Crew	
MO-SIM	2012/13-4	Wet	3/8/2013 12:50:00 AM	3/8/2013 12:50:00 AM	Salinity	n/a	=	200	mg/L	Field Meter	-88	100	Field Crew	
MO-SIM	2012/13-4	Wet	3/8/2013 12:50:00 AM	3/8/2013 12:50:00 AM	Specific Conductance	n/a	=	400.8	µmhos/cm	Field Meter	-88	1	Field Crew	
MO-SIM	2012/13-4	Wet	3/8/2013 12:50:00 AM	3/8/2013 12:50:00 AM	Temperature	n/a	=	12.7	°C	Field Meter	-88	0.1	Field Crew	
MO-SIM	2012/13-4	Wet	3/8/2013 12:50:00 AM	3/14/2013 3:00:00 PM	Oil and Grease	n/a	DNQ	3	mg/L	EPA 1664A	1.3	5	WKL	
MO-SIM	2012/13-4	Wet	3/8/2013 12:50:00 AM	3/14/2013 3:00:00 PM	TPH	n/a	<	1.9	mg/L	EPA 1664A	1.9	5	WKL	
MO-SIM	2012/13-4	Wet	3/8/2013 12:50:00 AM	3/11/2013 8:20:00 PM	2-Chloroethyl vinyl ether	n/a	<	0.61	µg/L	EPA 524.2	0.61	1	WKL	
MO-SIM	2012/13-4	Wet	3/8/2013 12:50:00 AM	3/11/2013 8:20:00 PM	Methyl tert-butyl ether (MTBE)	n/a	<	0.19	µg/L	EPA 524.2	0.19	2	WKL	
MO-SIM	2012/13-4	Wet	3/8/2013 10:26:00 AM	3/19/2013 8:50:00 PM	Chloride	n/a	=	22	mg/L	EPA 300.0	0.1	0.5	WKL	
MO-SIM	2012/13-4	Wet	3/8/2013 10:26:00 AM	3/19/2013 8:50:00 PM	Fluoride	n/a	=	0.16	mg/L	EPA 300.0	0.02	0.1	WKL	
MO-SIM	2012/13-4	Wet	3/8/2013 10:26:00 AM	3/19/2013 5:42:00 PM	Perchlorate	n/a	<	0.95	µg/L	EPA 314.0	0.95	2	WKL	
MO-SIM	2012/13-4	Wet	3/8/2013 10:26:00 AM	3/14/2013 12:00:00 PM	Calcium	Total	=	72	mg/L	EPA 200.7	0.0156	0.1	WKL	
MO-SIM	2012/13-4	Wet	3/8/2013 10:26:00 AM	3/14/2013 12:00:00 PM	Magnesium	Total	=	14.5	mg/L	EPA 200.7	0.0121	0.1	WKL	
MO-SIM	2012/13-4	Wet	3/8/2013 10:26:00 AM	3/22/2013 10:05:00 AM	Alkalinity as CaCO3	n/a	=	100	mg/L	SM 2320 B	0.56	10	WKL	
MO-SIM	2012/13-4	Wet	3/8/2013 10:26:00 AM	3/14/2013 2:00:00 PM	BOD	n/a	=	25	mg/L	SM 5210 B	0.1	2	WKL	
MO-SIM	2012/13-4	Wet	3/8/2013 10:26:00 AM	3/20/2013 10:56:00 PM	COD	n/a	=	130	mg/L	EPA 410.4	0.73	5	WKL	
MO-SIM	2012/13-4	Wet	3/8/2013 10:26:00 AM	3/14/2013 12:00:00 PM	Hardness as CaCO3	Total	=	239	mg/L	EPA 200.7	0.0885	0.662	WKL	
MO-SIM	2012/13-4	Wet	3/8/2013 10:26:00 AM	3/9/2013 8:43:00 PM	MBAS	n/a	DNQ	0.16	mg/L	SM 5540 C	0.076	0.2	WKL	D
MO-SIM	2012/13-4	Wet	3/8/2013 10:26:00 AM	3/26/2013 12:06:00 PM	Phenolics	n/a	=	0.059	mg/L	EPA 420.4	0.0042	0.01	WKL	
MO-SIM	2012/13-4	Wet	3/8/2013 10:26:00 AM	3/18/2013 3:18:00 PM	Specific Conductance	n/a	=	470	µmhos/cm	SM 2510 B	0.23	2	WKL	
MO-SIM	2012/13-4	Wet	3/8/2013 10:26:00 AM	3/12/2013 9:45:00 PM	Total Dissolved Solids	n/a	=	290	mg/L	SM 2540 C	4	10	WKL	
MO-SIM	2012/13-4	Wet	3/8/2013 10:26:00 AM	3/14/2013 2:56:00 PM	Total Organic Carbon	n/a	=	6.9	mg/L	SM 5310 C	0.036	1.2	WKL	D
MO-SIM	2012/13-4	Wet	3/8/2013 10:26:00 AM	3/12/2013 8:00:00 PM	Total Suspended Solids	n/a	=	710	mg/L	SM 2540 D	5	5	WKL	
MO-SIM	2012/13-4	Wet	3/8/2013 10:26:00 AM	3/9/2013 6:55:00 PM	Turbidity	n/a	=	27	NTU	EPA 180.1	0.024	0.1	WKL	
MO-SIM	2012/13-4	Wet	3/8/2013 10:26:00 AM	3/12/2013 8:00:00 PM	Volatile Suspended Solids	n/a	=	120	mg/L	EPA 160.4	3.1	5	WKL	
MO-SIM	2012/13-4	Wet	3/8/2013 10:26:00 AM	4/1/2013 7:22:00 PM	Aluminum	Dissolved	=	8	µg/L	EPA 200.8	0.61	5	WKL	
MO-SIM	2012/13-4	Wet	3/8/2013 10:26:00 AM	4/1/2013 9:32:00 PM	Aluminum	Total	=	4300	µg/L	EPA 200.8	2.1	5	WKL	
MO-SIM	2012/13-4	Wet	3/8/2013 10:26:00 AM	4/1/2013 7:22:00 PM	Antimony	Dissolved	=	0.62	µg/L	EPA 200.8	0.04	0.5	WKL	
MO-SIM	2012/13-4	Wet	3/8/2013 10:26:00 AM	4/1/2013 9:32:00 PM	Antimony	Total	=	1.7	µg/L	EPA 200.8	0.04	0.5	WKL	
MO-SIM	2012/13-4	Wet	3/8/2013 10:26:00 AM	4/1/2013 7:22:00 PM	Arsenic	Dissolved	=	0.99	µg/L	EPA 200.8	0.036	0.4	WKL	
MO-SIM	2012/13-4	Wet	3/8/2013 10:26:00 AM	4/1/2013 9:32:00 PM	Arsenic	Total	=	4	µg/L	EPA 200.8	0.13	0.4	WKL	
MO-SIM	2012/13-4	Wet	3/8/2013 10:26:00 AM	4/2/2013 1:29:00 PM	Beryllium	Dissolved	<	0.088	µg/L	EPA 200.8	0.088	0.1	WKL	
MO-SIM	2012/13-4	Wet	3/8/2013 10:26:00 AM	4/2/2013 2:20:00 PM	Beryllium	Total	=	0.15	µg/L	EPA 200.8	0.088	0.1	WKL	
MO-SIM	2012/13-4	Wet	3/8/2013 10:26:00 AM	4/1/2013 7:22:00 PM	Cadmium	Dissolved	DNQ	0.04	µg/L	EPA 200.8	0.02	0.1	WKL	
MO-SIM	2012/13-4	Wet	3/8/2013 10:26:00 AM	4/1/2013 9:32:00 PM	Cadmium	Total	=	0.8	µg/L	EPA 200.8	0.02	0.1	WKL	
MO-SIM	2012/13-4	Wet	3/8/2013 10:26:00 AM	4/1/2013 7:22:00 PM	Chromium	Dissolved	=	0.64	µg/L	EPA 200.8	0.074	0.2	WKL	
MO-SIM	2012/13-4	Wet	3/8/2013 10:26:00 AM	4/1/2013 9:32:00 PM	Chromium	Total	=	9.8	µg/L	EPA 200.8	0.074	0.2	WKL	
MO-SIM	2012/13-4	Wet	3/8/2013 10:26:00 AM	3/13/2013 3:51:00 PM	Chromium VI	n/a	=	0.49	µg/L	EPA 218.6	0.0059	0.3	WKL	
MO-SIM	2012/13-4	Wet	3/8/2013 10:26:00 AM	4/1/2013 7:22:00 PM	Copper	Dissolved	=	3.7	µg/L	EPA 200.8	0.27	0.5	WKL	
MO-SIM	2012/13-4	Wet	3/8/2013 10:26:00 AM	4/1/2013 9:32:00 PM	Copper	Total	=	29	µg/L	EPA 200.8	0.27	0.5	WKL	
MO-SIM	2012/13-4	Wet	3/8/2013 10:26:00 AM	3/14/2013 11:58:00 AM	Iron	Dissolved	=	28	µg/L	EPA 200.7	1.1	10	WKL	
MO-SIM	2012/13-4	Wet	3/8/2013 10:26:00 AM	3/14/2013 12:00:00 PM	Iron	Total	=	6700	µg/L	EPA 200.7	1.1	10	WKL	
MO-SIM	2012/13-4	Wet	3/8/2013 10:26:00 AM	4/2/2013 1:29:00 PM	Lead	Dissolved	DNQ	0.11	µg/L	EPA 200.8	0.011	0.2	WKL	UL-MB

Appendix G
Laboratory Environmental Analysis Results

Site ID	Event	Event Type	Sample Date	Analysis Date	Constituent	Fraction	Sign	Result	Units	Method	MDL	Reporting Limit	Analyzing Laboratory	Qualifier
MO-SIM	2012/13-4	Wet	3/8/2013 10:26:00 AM	4/2/2013 2:20:00 PM	Lead	Total	=	18	µg/L	EPA 200.8	0.035	0.2	WKL	
MO-SIM	2012/13-4	Wet	3/8/2013 10:26:00 AM	3/27/2013 4:49:00 PM	Mercury	Dissolved	<	3.9	ng/L	EPA 245.1	3.9	50	WKL	
MO-SIM	2012/13-4	Wet	3/8/2013 10:26:00 AM	4/3/2013 2:38:00 PM	Mercury	Total	=	75	ng/L	EPA 245.1	3.9	50	WKL	
MO-SIM	2012/13-4	Wet	3/8/2013 10:26:00 AM	4/1/2013 7:22:00 PM	Nickel	Dissolved	=	1.8	µg/L	EPA 200.8	0.13	0.8	WKL	
MO-SIM	2012/13-4	Wet	3/8/2013 10:26:00 AM	4/1/2013 9:32:00 PM	Nickel	Total	=	12	µg/L	EPA 200.8	0.13	0.8	WKL	
MO-SIM	2012/13-4	Wet	3/8/2013 10:26:00 AM	4/1/2013 7:22:00 PM	Selenium	Dissolved	=	2.6	µg/L	EPA 200.8	0.28	0.4	WKL	
MO-SIM	2012/13-4	Wet	3/8/2013 10:26:00 AM	4/1/2013 9:32:00 PM	Selenium	Total	=	2.8	µg/L	EPA 200.8	0.28	0.4	WKL	
MO-SIM	2012/13-4	Wet	3/8/2013 10:26:00 AM	4/1/2013 7:22:00 PM	Silver	Dissolved	<	0.027	µg/L	EPA 200.8	0.027	0.2	WKL	
MO-SIM	2012/13-4	Wet	3/8/2013 10:26:00 AM	4/1/2013 9:32:00 PM	Silver	Total	DNQ	0.1	µg/L	EPA 200.8	0.027	0.2	WKL	
MO-SIM	2012/13-4	Wet	3/8/2013 10:26:00 AM	4/1/2013 7:22:00 PM	Thallium	Dissolved	DNQ	0.01	µg/L	EPA 200.8	0.009	0.2	WKL	
MO-SIM	2012/13-4	Wet	3/8/2013 10:26:00 AM	4/1/2013 9:32:00 PM	Thallium	Total	DNQ	0.11	µg/L	EPA 200.8	0.034	0.2	WKL	
MO-SIM	2012/13-4	Wet	3/8/2013 10:26:00 AM	4/1/2013 7:22:00 PM	Zinc	Dissolved	=	8.6	µg/L	EPA 200.8	1.1	5	WKL	
MO-SIM	2012/13-4	Wet	3/8/2013 10:26:00 AM	4/1/2013 9:32:00 PM	Zinc	Total	=	150	µg/L	EPA 200.8	1.1	5	WKL	
MO-SIM	2012/13-4	Wet	3/8/2013 10:26:00 AM	3/26/2013 2:00:00 PM	Ammonia as N	n/a	=	0.52	mg/L	EPA 350.1	0.048	0.1	WKL	
MO-SIM	2012/13-4	Wet	3/8/2013 10:26:00 AM	3/11/2013 5:33:00 PM	Nitrate + Nitrite as N	n/a	=	0.97	mg/L	EPA 353.2	0.01	0.1	WKL	
MO-SIM	2012/13-4	Wet	3/8/2013 10:26:00 AM	4/4/2013 7:47:00 PM	Phosphorus as P	Dissolved	=	0.16	mg/L	EPA 365.1	0.0014	0.01	WKL	
MO-SIM	2012/13-4	Wet	3/8/2013 10:26:00 AM	3/15/2013 2:54:00 PM	Phosphorus as P	Total	=	0.82	mg/L	EPA 365.1	0.007	0.05	WKL	D
MO-SIM	2012/13-4	Wet	3/8/2013 10:26:00 AM	3/21/2013 1:21:00 PM	TKN	n/a	=	3.4	mg/L	EPA 351.2	0.074	0.1	WKL	
MO-SIM	2012/13-4	Wet	3/8/2013 10:26:00 AM	3/19/2013 3:15:00 AM	1,2,4-Trichlorobenzene	n/a	<	5.5	µg/L	EPA 625	5.5	10	WKL	D
MO-SIM	2012/13-4	Wet	3/8/2013 10:26:00 AM	3/19/2013 3:15:00 AM	1,2-Dichlorobenzene	n/a	<	5.7	µg/L	EPA 625	5.7	10	WKL	D
MO-SIM	2012/13-4	Wet	3/8/2013 10:26:00 AM	3/19/2013 3:15:00 AM	1,2-Diphenylhydrazine	n/a	<	2.5	µg/L	EPA 625	2.5	10	WKL	D
MO-SIM	2012/13-4	Wet	3/8/2013 10:26:00 AM	3/19/2013 3:15:00 AM	1,3-Dichlorobenzene	n/a	<	5.3	µg/L	EPA 625	5.3	10	WKL	D
MO-SIM	2012/13-4	Wet	3/8/2013 10:26:00 AM	3/19/2013 3:15:00 AM	1,4-Dichlorobenzene	n/a	<	5.5	µg/L	EPA 625	5.5	10	WKL	D
MO-SIM	2012/13-4	Wet	3/8/2013 10:26:00 AM	4/10/2013 12:21:00 AM	1-Methylnaphthalene	n/a	<	0.1	µg/L	EPA 8270Cm	0.1	0.1	WKL	
MO-SIM	2012/13-4	Wet	3/8/2013 10:26:00 AM	4/11/2013 6:08:00 AM	2,4,5-Trichlorophenol	n/a	<	0.29	µg/L	EPA 8270Cm	0.29	1	WKL	
MO-SIM	2012/13-4	Wet	3/8/2013 10:26:00 AM	4/11/2013 6:08:00 AM	2,4,6-Trichlorophenol	n/a	<	0.3	µg/L	EPA 8270Cm	0.3	1	WKL	
MO-SIM	2012/13-4	Wet	3/8/2013 10:26:00 AM	4/11/2013 6:08:00 AM	2,4-Dichlorophenol	n/a	<	0.51	µg/L	EPA 8270Cm	0.51	1	WKL	
MO-SIM	2012/13-4	Wet	3/8/2013 10:26:00 AM	4/11/2013 6:08:00 AM	2,4-Dimethylphenol	n/a	<	1	µg/L	EPA 8270Cm	1	2	WKL	
MO-SIM	2012/13-4	Wet	3/8/2013 10:26:00 AM	4/11/2013 6:08:00 AM	2,4-Dinitrophenol	n/a	<	1	µg/L	EPA 8270Cm	1	2	WKL	
MO-SIM	2012/13-4	Wet	3/8/2013 10:26:00 AM	3/19/2013 3:15:00 AM	2,4-Dinitrotoluene	n/a	<	1.8	µg/L	EPA 625	1.8	10	WKL	D
MO-SIM	2012/13-4	Wet	3/8/2013 10:26:00 AM	3/19/2013 3:15:00 AM	2,6-Dinitrotoluene	n/a	<	2.7	µg/L	EPA 625	2.7	10	WKL	D
MO-SIM	2012/13-4	Wet	3/8/2013 10:26:00 AM	3/19/2013 3:15:00 AM	2-Chloronaphthalene	n/a	<	4.5	µg/L	EPA 625	4.5	10	WKL	D
MO-SIM	2012/13-4	Wet	3/8/2013 10:26:00 AM	4/11/2013 6:08:00 AM	2-Chlorophenol	n/a	<	0.65	µg/L	EPA 8270Cm	0.65	1	WKL	
MO-SIM	2012/13-4	Wet	3/8/2013 10:26:00 AM	4/10/2013 12:21:00 AM	2-Methylnaphthalene	n/a	<	0.1	µg/L	EPA 8270Cm	0.1	0.1	WKL	
MO-SIM	2012/13-4	Wet	3/8/2013 10:26:00 AM	4/11/2013 6:08:00 AM	2-Methylphenol	n/a	<	0.34	µg/L	EPA 8270Cm	0.34	1	WKL	
MO-SIM	2012/13-4	Wet	3/8/2013 10:26:00 AM	4/11/2013 6:08:00 AM	2-Nitrophenol	n/a	<	0.71	µg/L	EPA 8270Cm	0.71	1	WKL	
MO-SIM	2012/13-4	Wet	3/8/2013 10:26:00 AM	3/19/2013 3:15:00 AM	3,3'-Dichlorobenzidine	n/a	<	12	µg/L	EPA 625	12	50	WKL	D
MO-SIM	2012/13-4	Wet	3/8/2013 10:26:00 AM	4/11/2013 6:08:00 AM	3-/4-Methylphenol	n/a	<	0.3	µg/L	EPA 8270Cm	0.3	1	WKL	
MO-SIM	2012/13-4	Wet	3/8/2013 10:26:00 AM	4/11/2013 6:08:00 AM	4,6-Dinitro-2-methylphenol	n/a	<	0.14	µg/L	EPA 8270Cm	0.14	1	WKL	
MO-SIM	2012/13-4	Wet	3/8/2013 10:26:00 AM	3/19/2013 3:15:00 AM	4-Bromophenyl phenyl ether	n/a	<	3.6	µg/L	EPA 625	3.6	10	WKL	D
MO-SIM	2012/13-4	Wet	3/8/2013 10:26:00 AM	4/11/2013 6:08:00 AM	4-Chloro-3-methylphenol	n/a	<	0.37	µg/L	EPA 8270Cm	0.37	1	WKL	
MO-SIM	2012/13-4	Wet	3/8/2013 10:26:00 AM	3/19/2013 3:15:00 AM	4-Chlorophenyl phenyl ether	n/a	<	4.1	µg/L	EPA 625	4.1	10	WKL	D
MO-SIM	2012/13-4	Wet	3/8/2013 10:26:00 AM	4/11/2013 6:08:00 AM	4-Nitrophenol	n/a	<	1	µg/L	EPA 8270Cm	1	2	WKL	
MO-SIM	2012/13-4	Wet	3/8/2013 10:26:00 AM	4/10/2013 12:21:00 AM	Acenaphthene	n/a	<	0.1	µg/L	EPA 8270Cm	0.1	0.1	WKL	
MO-SIM	2012/13-4	Wet	3/8/2013 10:26:00 AM	4/10/2013 12:21:00 AM	Acenaphthylene	n/a	<	0.1	µg/L	EPA 8270Cm	0.1	0.1	WKL	
MO-SIM	2012/13-4	Wet	3/8/2013 10:26:00 AM	4/10/2013 12:21:00 AM	Anthracene	n/a	<	0.1	µg/L	EPA 8270Cm	0.1	0.1	WKL	
MO-SIM	2012/13-4	Wet	3/8/2013 10:26:00 AM	4/10/2013 12:21:00 AM	Benz(a)anthracene	n/a	<	0.1	µg/L	EPA 8270Cm	0.1	0.1	WKL	
MO-SIM	2012/13-4	Wet	3/8/2013 10:26:00 AM	3/19/2013 3:15:00 AM	Benzidine	n/a	<	37	µg/L	EPA 625	37	100	WKL	D

Site ID	Event	Event Type	Sample Date	Analysis Date	Constituent	Fraction	Sign	Result	Units	Method	MDL	Reporting Limit	Analyzing Laboratory	Qualifier
MO-SIM	2012/13-4	Wet	3/8/2013 10:26:00 AM	3/26/2013 9:14:00 PM	Benzo(a)pyrene	n/a	<	0.07	µg/L	EPA 525.2	0.07	0.1	WKL	
MO-SIM	2012/13-4	Wet	3/8/2013 10:26:00 AM	4/10/2013 12:21:00 AM	Benzo(b)fluoranthene	n/a	=	0.12	µg/L	EPA 8270Cm	0.1	0.1	WKL	
MO-SIM	2012/13-4	Wet	3/8/2013 10:26:00 AM	4/10/2013 12:21:00 AM	Benzo(g,h,i)perylene	n/a	<	0.1	µg/L	EPA 8270Cm	0.1	0.1	WKL	
MO-SIM	2012/13-4	Wet	3/8/2013 10:26:00 AM	4/10/2013 12:21:00 AM	Benzo(k)fluoranthene	n/a	<	0.1	µg/L	EPA 8270Cm	0.1	0.1	WKL	
MO-SIM	2012/13-4	Wet	3/8/2013 10:26:00 AM	3/19/2013 3:15:00 AM	Bis(2-chloroethoxy)methane	n/a	<	2.5	µg/L	EPA 625	2.5	10	WKL	D
MO-SIM	2012/13-4	Wet	3/8/2013 10:26:00 AM	3/19/2013 3:15:00 AM	Bis(2-chloroethyl)ether	n/a	<	2.7	µg/L	EPA 625	2.7	10	WKL	D
MO-SIM	2012/13-4	Wet	3/8/2013 10:26:00 AM	3/19/2013 3:15:00 AM	Bis(2-chloroisopropyl)ether	n/a	<	3.8	µg/L	EPA 625	3.8	10	WKL	D
MO-SIM	2012/13-4	Wet	3/8/2013 10:26:00 AM	3/26/2013 9:14:00 PM	Bis(2-ethylhexyl)adipate	n/a	<	0.1	µg/L	EPA 525.2	0.1	5	WKL	
MO-SIM	2012/13-4	Wet	3/8/2013 10:26:00 AM	3/26/2013 9:14:00 PM	Bis(2-ethylhexyl)phthalate	n/a	DNQ	1.2	µg/L	EPA 525.2	1.1	3	WKL	
MO-SIM	2012/13-4	Wet	3/8/2013 10:26:00 AM	3/19/2013 3:15:00 AM	Butyl benzyl phthalate	n/a	<	1.8	µg/L	EPA 625	1.8	10	WKL	D
MO-SIM	2012/13-4	Wet	3/8/2013 10:26:00 AM	4/10/2013 12:21:00 AM	Chrysene	n/a	<	0.1	µg/L	EPA 8270Cm	0.1	0.1	WKL	
MO-SIM	2012/13-4	Wet	3/8/2013 10:26:00 AM	4/10/2013 12:21:00 AM	Dibenz(a,h)anthracene	n/a	<	0.1	µg/L	EPA 8270Cm	0.1	0.1	WKL	
MO-SIM	2012/13-4	Wet	3/8/2013 10:26:00 AM	3/19/2013 3:15:00 AM	Diethyl phthalate	n/a	DNQ	2.7	µg/L	EPA 625	1.5	10	WKL	D
MO-SIM	2012/13-4	Wet	3/8/2013 10:26:00 AM	3/19/2013 3:15:00 AM	Dimethyl phthalate	n/a	<	1.8	µg/L	EPA 625	1.8	10	WKL	D
MO-SIM	2012/13-4	Wet	3/8/2013 10:26:00 AM	3/19/2013 3:15:00 AM	Di-n-butylphthalate	n/a	<	2.4	µg/L	EPA 625	2.4	10	WKL	D
MO-SIM	2012/13-4	Wet	3/8/2013 10:26:00 AM	3/19/2013 3:15:00 AM	Di-n-octylphthalate	n/a	<	1.9	µg/L	EPA 625	1.9	10	WKL	D
MO-SIM	2012/13-4	Wet	3/8/2013 10:26:00 AM	4/10/2013 12:21:00 AM	Fluoranthene	n/a	=	0.11	µg/L	EPA 8270Cm	0.1	0.1	WKL	
MO-SIM	2012/13-4	Wet	3/8/2013 10:26:00 AM	4/10/2013 12:21:00 AM	Fluorene	n/a	<	0.1	µg/L	EPA 8270Cm	0.1	0.1	WKL	
MO-SIM	2012/13-4	Wet	3/8/2013 10:26:00 AM	3/19/2013 3:15:00 AM	Hexachlorobenzene	n/a	<	4.9	µg/L	EPA 625	4.9	10	WKL	D
MO-SIM	2012/13-4	Wet	3/8/2013 10:26:00 AM	3/19/2013 3:15:00 AM	Hexachlorobutadiene	n/a	<	4.7	µg/L	EPA 625	4.7	10	WKL	D
MO-SIM	2012/13-4	Wet	3/8/2013 10:26:00 AM	3/19/2013 3:15:00 AM	Hexachlorocyclopentadiene	n/a	<	15	µg/L	EPA 625	15	50	WKL	D
MO-SIM	2012/13-4	Wet	3/8/2013 10:26:00 AM	3/19/2013 3:15:00 AM	Hexachloroethane	n/a	<	5.2	µg/L	EPA 625	5.2	10	WKL	D
MO-SIM	2012/13-4	Wet	3/8/2013 10:26:00 AM	4/10/2013 12:21:00 AM	Indeno(1,2,3-cd)pyrene	n/a	<	0.1	µg/L	EPA 8270Cm	0.1	0.1	WKL	
MO-SIM	2012/13-4	Wet	3/8/2013 10:26:00 AM	3/19/2013 3:15:00 AM	Isophorone	n/a	<	2.1	µg/L	EPA 625	2.1	10	WKL	D
MO-SIM	2012/13-4	Wet	3/8/2013 10:26:00 AM	4/10/2013 12:21:00 AM	Naphthalene	n/a	<	0.1	µg/L	EPA 8270Cm	0.1	0.1	WKL	
MO-SIM	2012/13-4	Wet	3/8/2013 10:26:00 AM	3/19/2013 3:15:00 AM	Nitrobenzene	n/a	<	3.6	µg/L	EPA 625	3.6	10	WKL	D
MO-SIM	2012/13-4	Wet	3/8/2013 10:26:00 AM	3/19/2013 3:15:00 AM	N-Nitrosodimethylamine	n/a	<	1.4	µg/L	EPA 625	1.4	10	WKL	D
MO-SIM	2012/13-4	Wet	3/8/2013 10:26:00 AM	3/19/2013 3:15:00 AM	N-Nitrosodi-N-propylamine	n/a	<	2.6	µg/L	EPA 625	2.6	10	WKL	D
MO-SIM	2012/13-4	Wet	3/8/2013 10:26:00 AM	3/19/2013 3:15:00 AM	N-Nitrosodiphenylamine	n/a	<	1.9	µg/L	EPA 625	1.9	10	WKL	D
MO-SIM	2012/13-4	Wet	3/8/2013 10:26:00 AM	4/10/2013 12:21:00 AM	Phenanthrene	n/a	<	0.1	µg/L	EPA 8270Cm	0.1	0.1	WKL	
MO-SIM	2012/13-4	Wet	3/8/2013 10:26:00 AM	4/11/2013 6:08:00 AM	Phenol	n/a	<	0.35	µg/L	EPA 8270Cm	0.35	1	WKL	
MO-SIM	2012/13-4	Wet	3/8/2013 10:26:00 AM	4/10/2013 12:21:00 AM	Pyrene	n/a	=	0.11	µg/L	EPA 8270Cm	0.1	0.1	WKL	
MO-SIM	2012/13-4	Wet	3/8/2013 10:26:00 AM	3/24/2013 11:22:00 AM	PCB Aroclor 1016	n/a	<	0.05	µg/L	EPA 608	0.05	0.5	WKL	
MO-SIM	2012/13-4	Wet	3/8/2013 10:26:00 AM	3/24/2013 11:22:00 AM	PCB Aroclor 1221	n/a	<	0.06	µg/L	EPA 608	0.06	0.5	WKL	
MO-SIM	2012/13-4	Wet	3/8/2013 10:26:00 AM	3/24/2013 11:22:00 AM	PCB Aroclor 1232	n/a	<	0.15	µg/L	EPA 608	0.15	0.5	WKL	
MO-SIM	2012/13-4	Wet	3/8/2013 10:26:00 AM	3/24/2013 11:22:00 AM	PCB Aroclor 1242	n/a	<	0.07	µg/L	EPA 608	0.07	0.5	WKL	
MO-SIM	2012/13-4	Wet	3/8/2013 10:26:00 AM	3/24/2013 11:22:00 AM	PCB Aroclor 1248	n/a	<	0.06	µg/L	EPA 608	0.06	0.5	WKL	
MO-SIM	2012/13-4	Wet	3/8/2013 10:26:00 AM	3/24/2013 11:22:00 AM	PCB Aroclor 1254	n/a	<	0.04	µg/L	EPA 608	0.04	0.5	WKL	
MO-SIM	2012/13-4	Wet	3/8/2013 10:26:00 AM	3/24/2013 11:22:00 AM	PCB Aroclor 1260	n/a	<	0.04	µg/L	EPA 608	0.04	0.5	WKL	
MO-SIM	2012/13-4	Wet	3/8/2013 10:26:00 AM	3/21/2013 11:52:00 PM	2,4,5-T	n/a	<	0.07	µg/L	EPA 515.3	0.07	0.2	WKL	
MO-SIM	2012/13-4	Wet	3/8/2013 10:26:00 AM	3/21/2013 11:52:00 PM	2,4,5-TP	n/a	<	0.09	µg/L	EPA 515.3	0.09	0.2	WKL	
MO-SIM	2012/13-4	Wet	3/8/2013 10:26:00 AM	3/21/2013 11:52:00 PM	2,4-D	n/a	<	0.07	µg/L	EPA 515.3	0.07	0.4	WKL	
MO-SIM	2012/13-4	Wet	3/8/2013 10:26:00 AM	3/21/2013 11:52:00 PM	2,4-DB	n/a	<	0.07	µg/L	EPA 515.3	0.07	2	WKL	
MO-SIM	2012/13-4	Wet	3/8/2013 10:26:00 AM	3/21/2013 11:52:00 PM	3,5-Dichlorobenzoic acid	n/a	<	0.09	µg/L	EPA 515.3	0.09	1	WKL	
MO-SIM	2012/13-4	Wet	3/8/2013 10:26:00 AM	3/24/2013 11:22:00 AM	4,4'-DDD	n/a	<	0.003	µg/L	EPA 608	0.003	0.05	WKL	
MO-SIM	2012/13-4	Wet	3/8/2013 10:26:00 AM	3/24/2013 11:22:00 AM	4,4'-DDE	n/a	DNQ	0.012	µg/L	EPA 608	0.0025	0.05	WKL	
MO-SIM	2012/13-4	Wet	3/8/2013 10:26:00 AM	3/24/2013 11:22:00 AM	4,4'-DDT	n/a	<	0.0031	µg/L	EPA 608	0.0031	0.01	WKL	
MO-SIM	2012/13-4	Wet	3/8/2013 10:26:00 AM	3/21/2013 11:52:00 PM	Acifluorfen	n/a	<	0.06	µg/L	EPA 515.3	0.06	0.4	WKL	

Appendix G
Laboratory Environmental Analysis Results

Site ID	Event	Event Type	Sample Date	Analysis Date	Constituent	Fraction	Sign	Result	Units	Method	MDL	Reporting Limit	Analyzing Laboratory	Qualifier
MO-SIM	2012/13-4	Wet	3/8/2013 10:26:00 AM	3/26/2013 9:14:00 PM	Alachlor	n/a	<	0.022	µg/L	EPA 525.2	0.022	0.1	WKL	
MO-SIM	2012/13-4	Wet	3/8/2013 10:26:00 AM	3/24/2013 11:22:00 AM	Aldrin	n/a	<	0.0015	µg/L	EPA 608	0.0015	0.005	WKL	
MO-SIM	2012/13-4	Wet	3/8/2013 10:26:00 AM	3/24/2013 11:22:00 AM	alpha-BHC	n/a	<	0.0018	µg/L	EPA 608	0.0018	0.01	WKL	
MO-SIM	2012/13-4	Wet	3/8/2013 10:26:00 AM	3/24/2013 11:22:00 AM	alpha-Chlordane	n/a	<	0.0041	µg/L	EPA 608	0.0041	0.01	WKL	
MO-SIM	2012/13-4	Wet	3/8/2013 10:26:00 AM	3/26/2013 9:14:00 PM	Atrazine	n/a	<	0.034	µg/L	EPA 525.2	0.034	0.1	WKL	
MO-SIM	2012/13-4	Wet	3/8/2013 10:26:00 AM	3/22/2013 10:19:00 PM	Azinphos methyl	n/a	<	0.0055	µg/L	EPA 525.2	0.0055	0.01	WKL	LB-LCSR
MO-SIM	2012/13-4	Wet	3/8/2013 10:26:00 AM	3/21/2013 11:52:00 PM	Bentazon	n/a	<	0.11	µg/L	EPA 515.3	0.11	2	WKL	
MO-SIM	2012/13-4	Wet	3/8/2013 10:26:00 AM	3/24/2013 11:22:00 AM	beta-BHC	n/a	<	0.0031	µg/L	EPA 608	0.0031	0.005	WKL	
MO-SIM	2012/13-4	Wet	3/8/2013 10:26:00 AM	3/22/2013 10:19:00 PM	Bolstar	n/a	<	0.0046	µg/L	EPA 525.2	0.0046	0.01	WKL	
MO-SIM	2012/13-4	Wet	3/8/2013 10:26:00 AM	3/26/2013 9:14:00 PM	Bromacil	n/a	<	0.038	µg/L	EPA 525.2	0.038	1	WKL	
MO-SIM	2012/13-4	Wet	3/8/2013 10:26:00 AM	3/26/2013 9:14:00 PM	Butachlor	n/a	<	0.017	µg/L	EPA 525.2	0.017	0.2	WKL	
MO-SIM	2012/13-4	Wet	3/8/2013 10:26:00 AM	3/26/2013 9:14:00 PM	Captan	n/a	<	0.86	µg/L	EPA 525.2	0.86	1	WKL	
MO-SIM	2012/13-4	Wet	3/8/2013 10:26:00 AM	3/24/2013 11:22:00 AM	Chlordane (technical)	n/a	<	0.08	µg/L	EPA 608	0.08	0.1	WKL	
MO-SIM	2012/13-4	Wet	3/8/2013 10:26:00 AM	3/26/2013 9:14:00 PM	Chloropropham	n/a	<	0.01	µg/L	EPA 525.2	0.01	0.1	WKL	
MO-SIM	2012/13-4	Wet	3/8/2013 10:26:00 AM	3/22/2013 10:19:00 PM	Chlorpyrifos	n/a	<	0.0069	µg/L	EPA 525.2	0.0069	0.01	WKL	
MO-SIM	2012/13-4	Wet	3/8/2013 10:26:00 AM	3/22/2013 10:19:00 PM	Coumaphos	n/a	<	0.0051	µg/L	EPA 525.2	0.0051	0.01	WKL	
MO-SIM	2012/13-4	Wet	3/8/2013 10:26:00 AM	3/26/2013 9:14:00 PM	Cyanazine	n/a	<	0.024	µg/L	EPA 525.2	0.024	0.1	WKL	
MO-SIM	2012/13-4	Wet	3/8/2013 10:26:00 AM	3/21/2013 11:52:00 PM	Dalapon	n/a	<	0.1	µg/L	EPA 515.3	0.1	0.4	WKL	
MO-SIM	2012/13-4	Wet	3/8/2013 10:26:00 AM	3/21/2013 11:52:00 PM	DCPA (Dacthal)	n/a	<	0.07	µg/L	EPA 515.3	0.07	0.1	WKL	
MO-SIM	2012/13-4	Wet	3/8/2013 10:26:00 AM	3/24/2013 11:22:00 AM	delta-BHC	n/a	<	0.0025	µg/L	EPA 608	0.0025	0.005	WKL	
MO-SIM	2012/13-4	Wet	3/8/2013 10:26:00 AM	3/22/2013 10:19:00 PM	Demeton-O	n/a	<	0.01	µg/L	EPA 525.2	0.01	0.01	WKL	
MO-SIM	2012/13-4	Wet	3/8/2013 10:26:00 AM	3/22/2013 10:19:00 PM	Demeton-S	n/a	<	0.01	µg/L	EPA 525.2	0.01	0.01	WKL	
MO-SIM	2012/13-4	Wet	3/8/2013 10:26:00 AM	3/22/2013 10:19:00 PM	Diazinon	n/a	<	0.0052	µg/L	EPA 525.2	0.0052	0.01	WKL	
MO-SIM	2012/13-4	Wet	3/8/2013 10:26:00 AM	3/21/2013 11:52:00 PM	Dicamba	n/a	<	0.12	µg/L	EPA 515.3	0.12	0.6	WKL	
MO-SIM	2012/13-4	Wet	3/8/2013 10:26:00 AM	3/21/2013 11:52:00 PM	Dichlorprop	n/a	<	0.08	µg/L	EPA 515.3	0.08	0.3	WKL	
MO-SIM	2012/13-4	Wet	3/8/2013 10:26:00 AM	3/22/2013 10:19:00 PM	Dichlorvos	n/a	<	0.0029	µg/L	EPA 525.2	0.0029	0.01	WKL	
MO-SIM	2012/13-4	Wet	3/8/2013 10:26:00 AM	3/24/2013 11:22:00 AM	Dieldrin	n/a	<	0.0021	µg/L	EPA 608	0.0021	0.01	WKL	
MO-SIM	2012/13-4	Wet	3/8/2013 10:26:00 AM	3/22/2013 10:19:00 PM	Dimethoate	n/a	<	0.0062	µg/L	EPA 525.2	0.0062	0.01	WKL	
MO-SIM	2012/13-4	Wet	3/8/2013 10:26:00 AM	3/21/2013 11:52:00 PM	Dinoseb	n/a	<	0.14	µg/L	EPA 515.3	0.14	0.4	WKL	
MO-SIM	2012/13-4	Wet	3/8/2013 10:26:00 AM	3/26/2013 9:14:00 PM	Diphenamid	n/a	<	0.024	µg/L	EPA 525.2	0.024	0.1	WKL	
MO-SIM	2012/13-4	Wet	3/8/2013 10:26:00 AM	3/22/2013 10:19:00 PM	Disulfoton	n/a	<	0.01	µg/L	EPA 525.2	0.01	0.01	WKL	
MO-SIM	2012/13-4	Wet	3/8/2013 10:26:00 AM	3/24/2013 11:22:00 AM	Endosulfan I	n/a	<	0.0017	µg/L	EPA 608	0.0017	0.02	WKL	
MO-SIM	2012/13-4	Wet	3/8/2013 10:26:00 AM	3/24/2013 11:22:00 AM	Endosulfan II	n/a	<	0.0019	µg/L	EPA 608	0.0019	0.01	WKL	
MO-SIM	2012/13-4	Wet	3/8/2013 10:26:00 AM	3/24/2013 11:22:00 AM	Endosulfan sulfate	n/a	<	0.008	µg/L	EPA 608	0.008	0.05	WKL	
MO-SIM	2012/13-4	Wet	3/8/2013 10:26:00 AM	3/24/2013 11:22:00 AM	Endrin	n/a	<	0.0028	µg/L	EPA 608	0.0028	0.01	WKL	
MO-SIM	2012/13-4	Wet	3/8/2013 10:26:00 AM	3/24/2013 11:22:00 AM	Endrin aldehyde	n/a	<	0.003	µg/L	EPA 608	0.003	0.01	WKL	
MO-SIM	2012/13-4	Wet	3/8/2013 10:26:00 AM	3/26/2013 9:14:00 PM	EPTC	n/a	<	0.017	µg/L	EPA 525.2	0.017	1	WKL	
MO-SIM	2012/13-4	Wet	3/8/2013 10:26:00 AM	3/22/2013 10:19:00 PM	Ethoprop	n/a	<	0.0067	µg/L	EPA 525.2	0.0067	0.01	WKL	
MO-SIM	2012/13-4	Wet	3/8/2013 10:26:00 AM	3/22/2013 10:19:00 PM	Ethyl parathion	n/a	<	0.0054	µg/L	EPA 525.2	0.0054	0.01	WKL	
MO-SIM	2012/13-4	Wet	3/8/2013 10:26:00 AM	3/22/2013 10:19:00 PM	Fensulfothion	n/a	<	0.0029	µg/L	EPA 525.2	0.0029	0.01	WKL	
MO-SIM	2012/13-4	Wet	3/8/2013 10:26:00 AM	3/22/2013 10:19:00 PM	Fenthion	n/a	<	0.0038	µg/L	EPA 525.2	0.0038	0.01	WKL	
MO-SIM	2012/13-4	Wet	3/8/2013 10:26:00 AM	3/24/2013 11:22:00 AM	gamma-BHC (Lindane)	n/a	<	0.0021	µg/L	EPA 608	0.0021	0.02	WKL	
MO-SIM	2012/13-4	Wet	3/8/2013 10:26:00 AM	3/24/2013 11:22:00 AM	gamma-Chlordane	n/a	<	0.0044	µg/L	EPA 608	0.0044	0.01	WKL	
MO-SIM	2012/13-4	Wet	3/8/2013 10:26:00 AM	3/12/2013 4:53:00 PM	Glyphosate	n/a	=	13	µg/L	EPA 547	1.8	5	WKL	
MO-SIM	2012/13-4	Wet	3/8/2013 10:26:00 AM	3/24/2013 11:22:00 AM	Heptachlor	n/a	<	0.0017	µg/L	EPA 608	0.0017	0.01	WKL	
MO-SIM	2012/13-4	Wet	3/8/2013 10:26:00 AM	3/24/2013 11:22:00 AM	Heptachlor epoxide	n/a	<	0.0019	µg/L	EPA 608	0.0019	0.01	WKL	
MO-SIM	2012/13-4	Wet	3/8/2013 10:26:00 AM	3/22/2013 10:19:00 PM	Malathion	n/a	<	0.0076	µg/L	EPA 525.2	0.0076	0.01	WKL	
MO-SIM	2012/13-4	Wet	3/8/2013 10:26:00 AM	3/22/2013 10:19:00 PM	Merphos	n/a	<	0.0058	µg/L	EPA 525.2	0.0058	0.01	WKL	

Appendix G
Laboratory Environmental Analysis Results

Site ID	Event	Event Type	Sample Date	Analysis Date	Constituent	Fraction	Sign	Result	Units	Method	MDL	Reporting Limit	Analyzing Laboratory	Qualifier
MO-SIM	2012/13-4	Wet	3/8/2013 10:26:00 AM	3/24/2013 11:22:00 AM	Methoxychlor	n/a	<	0.0054	µg/L	EPA 608	0.0054	0.02	WKL	
MO-SIM	2012/13-4	Wet	3/8/2013 10:26:00 AM	3/22/2013 10:19:00 PM	Methyl parathion	n/a	<	0.0063	µg/L	EPA 525.2	0.0063	0.01	WKL	
MO-SIM	2012/13-4	Wet	3/8/2013 10:26:00 AM	3/26/2013 9:14:00 PM	Metolachlor	n/a	<	0.012	µg/L	EPA 525.2	0.012	0.1	WKL	
MO-SIM	2012/13-4	Wet	3/8/2013 10:26:00 AM	3/26/2013 9:14:00 PM	Metribuzin	n/a	<	0.015	µg/L	EPA 525.2	0.015	0.1	WKL	
MO-SIM	2012/13-4	Wet	3/8/2013 10:26:00 AM	3/22/2013 10:19:00 PM	Mevinphos	n/a	<	0.0042	µg/L	EPA 525.2	0.0042	0.01	WKL	
MO-SIM	2012/13-4	Wet	3/8/2013 10:26:00 AM	3/26/2013 9:14:00 PM	Molinate	n/a	<	0.039	µg/L	EPA 525.2	0.039	0.1	WKL	
MO-SIM	2012/13-4	Wet	3/8/2013 10:26:00 AM	3/22/2013 10:19:00 PM	Naled	n/a	<	0.0076	µg/L	EPA 525.2	0.0076	0.01	WKL	
MO-SIM	2012/13-4	Wet	3/8/2013 10:26:00 AM	3/21/2013 11:52:00 PM	Pentachlorophenol	n/a	<	0.04	µg/L	EPA 515.3	0.04	0.2	WKL	
MO-SIM	2012/13-4	Wet	3/8/2013 10:26:00 AM	3/22/2013 10:19:00 PM	Phorate	n/a	<	0.003	µg/L	EPA 525.2	0.003	0.01	WKL	
MO-SIM	2012/13-4	Wet	3/8/2013 10:26:00 AM	3/21/2013 11:52:00 PM	Picloram	n/a	<	0.05	µg/L	EPA 515.3	0.05	0.6	WKL	
MO-SIM	2012/13-4	Wet	3/8/2013 10:26:00 AM	3/26/2013 9:14:00 PM	Prometon	n/a	<	0.024	µg/L	EPA 525.2	0.024	0.2	WKL	
MO-SIM	2012/13-4	Wet	3/8/2013 10:26:00 AM	3/26/2013 9:14:00 PM	Prometryn	n/a	<	0.036	µg/L	EPA 525.2	0.036	0.1	WKL	
MO-SIM	2012/13-4	Wet	3/8/2013 10:26:00 AM	3/22/2013 10:19:00 PM	Ronnel (Fenchlorphos)	n/a	<	0.0041	µg/L	EPA 525.2	0.0041	0.01	WKL	
MO-SIM	2012/13-4	Wet	3/8/2013 10:26:00 AM	3/26/2013 9:14:00 PM	Simazine	n/a	<	0.015	µg/L	EPA 525.2	0.015	0.1	WKL	
MO-SIM	2012/13-4	Wet	3/8/2013 10:26:00 AM	3/22/2013 10:19:00 PM	Stirophos (Tetrachlorvinphos)	n/a	<	0.0031	µg/L	EPA 525.2	0.0031	0.01	WKL	LB-LCSR
MO-SIM	2012/13-4	Wet	3/8/2013 10:26:00 AM	3/26/2013 9:14:00 PM	Terbacil	n/a	<	0.55	µg/L	EPA 525.2	0.55	2	WKL	
MO-SIM	2012/13-4	Wet	3/8/2013 10:26:00 AM	3/26/2013 9:14:00 PM	Thiobencarb	n/a	<	0.025	µg/L	EPA 525.2	0.025	0.2	WKL	
MO-SIM	2012/13-4	Wet	3/8/2013 10:26:00 AM	3/22/2013 10:19:00 PM	Tokuthion	n/a	<	0.0078	µg/L	EPA 525.2	0.0078	0.01	WKL	
MO-SIM	2012/13-4	Wet	3/8/2013 10:26:00 AM	3/24/2013 11:22:00 AM	Toxaphene	n/a	<	0.12	µg/L	EPA 608	0.12	0.5	WKL	
MO-SIM	2012/13-4	Wet	3/8/2013 10:26:00 AM	3/22/2013 10:19:00 PM	Trichloronate	n/a	<	0.0067	µg/L	EPA 525.2	0.0067	0.01	WKL	
MO-SIM	2012/13-4	Wet	3/8/2013 10:26:00 AM	3/26/2013 9:14:00 PM	Trithion	n/a	<	0.012	µg/L	EPA 525.2	0.012	0.1	WKL	
MO-SIM	2012/13-5	Dry	5/23/2013 9:00:00 AM	6/4/2013 11:51:00 PM	Chloride	n/a	=	170	mg/L	EPA 300.0	1	5	WKL	D
MO-SIM	2012/13-5	Dry	5/23/2013 9:00:00 AM	6/4/2013 11:51:00 PM	Fluoride	n/a	=	0.52	mg/L	EPA 300.0	0.02	0.1	WKL	
MO-SIM	2012/13-5	Dry	5/23/2013 9:00:00 AM	6/5/2013 5:06:00 PM	Perchlorate	n/a	=	4	µg/L	EPA 314.0	1.9	4	WKL	D
MO-SIM	2012/13-5	Dry	5/23/2013 9:00:00 AM	5/24/2013 8:30:00 AM	E. Coli	n/a	=	789	MPN/100 mL	MMO-MUG	10	10	VCHCA	D
MO-SIM	2012/13-5	Dry	5/23/2013 9:00:00 AM	5/27/2013 11:28:00 AM	Fecal Coliform	n/a	=	900	MPN/100 mL	SM 9221 E	2	2	VCHCA	
MO-SIM	2012/13-5	Dry	5/23/2013 9:00:00 AM	5/24/2013 8:30:00 AM	Total Coliform	n/a	=	165800	MPN/100 mL	MMO-MUG	1000	1000	VCHCA	D
MO-SIM	2012/13-5	Dry	5/23/2013 9:00:00 AM	6/19/2013 3:59:00 PM	Calcium	Total	=	286	mg/L	EPA 200.7	0.016	0.1	WKL	
MO-SIM	2012/13-5	Dry	5/23/2013 9:00:00 AM	6/19/2013 3:59:00 PM	Magnesium	Total	=	96.6	mg/L	EPA 200.7	0.012	0.1	WKL	
MO-SIM	2012/13-5	Dry	5/23/2013 9:00:00 AM	6/4/2013 1:05:00 PM	Alkalinity as CaCO3	n/a	=	250	mg/L	SM 2320 B	0.56	2	WKL	
MO-SIM	2012/13-5	Dry	5/23/2013 9:00:00 AM	5/28/2013 5:35:00 PM	BOD	n/a	DNQ	1.1	mg/L	SM 5210 B	0.1	2	WKL	
MO-SIM	2012/13-5	Dry	5/23/2013 9:00:00 AM	5/31/2013 2:44:00 PM	COD	n/a	DNQ	3.7	mg/L	EPA 410.4	0.73	5	WKL	
MO-SIM	2012/13-5	Dry	5/23/2013 9:00:00 AM	5/23/2013 9:00:00 AM	Conductivity	n/a	=	2414	µmhos/cm	Field Meter	-88	1	Field Crew	
MO-SIM	2012/13-5	Dry	5/23/2013 9:00:00 AM	6/12/2013 11:24:00 AM	Cyanide	Total	<	0.0027	mg/L	EPA 335.4	0.0027	0.005	WKL	
MO-SIM	2012/13-5	Dry	5/23/2013 9:00:00 AM	5/23/2013 9:00:00 AM	DO	n/a	=	106.7	%	Field Meter	-88	0.1	Field Crew	
MO-SIM	2012/13-5	Dry	5/23/2013 9:00:00 AM	5/23/2013 9:00:00 AM	DO	n/a	=	9.86	mg/L	Field Meter	-88	0.3	Field Crew	
MO-SIM	2012/13-5	Dry	5/23/2013 9:00:00 AM	6/19/2013 3:59:00 PM	Hardness as CaCO3	Total	=	1110	mg/L	EPA 200.7	0.0894	0.662	WKL	
MO-SIM	2012/13-5	Dry	5/23/2013 9:00:00 AM	5/24/2013 11:27:00 AM	MBAS	n/a	DNQ	0.03	mg/L	SM 5540 C	0.019	0.05	WKL	
MO-SIM	2012/13-5	Dry	5/23/2013 9:00:00 AM	5/23/2013 9:00:00 AM	pH	n/a	=	8.01	pH Units	Field Meter	-88	0.01	Field Crew	
MO-SIM	2012/13-5	Dry	5/23/2013 9:00:00 AM	6/10/2013 4:41:00 PM	Phenolics	n/a	=	0.013	mg/L	EPA 420.4	0.0042	0.01	WKL	
MO-SIM	2012/13-5	Dry	5/23/2013 9:00:00 AM	5/23/2013 9:00:00 AM	Salinity	n/a	=	1400	mg/L	Field Meter	-88	100	Field Crew	
MO-SIM	2012/13-5	Dry	5/23/2013 9:00:00 AM	5/29/2013 10:15:00 AM	Specific Conductance	n/a	=	2800	µmhos/cm	SM 2510 B	0.47	4	WKL	D
MO-SIM	2012/13-5	Dry	5/23/2013 9:00:00 AM	5/23/2013 9:00:00 AM	Specific Conductance	n/a	=	2747	µmhos/cm	Field Meter	-88	1	Field Crew	
MO-SIM	2012/13-5	Dry	5/23/2013 9:00:00 AM	5/23/2013 9:00:00 AM	Temperature	n/a	=	18.6	°C	Field Meter	-88	0.1	Field Crew	
MO-SIM	2012/13-5	Dry	5/23/2013 9:00:00 AM	5/28/2013 6:05:00 PM	Total Dissolved Solids	n/a	=	2200	mg/L	SM 2540 C	4	10	WKL	
MO-SIM	2012/13-5	Dry	5/23/2013 9:00:00 AM	6/5/2013 12:37:00 PM	Total Organic Carbon	n/a	=	1.8	mg/L	SM 5310 C	0.009	0.3	WKL	
MO-SIM	2012/13-5	Dry	5/23/2013 9:00:00 AM	5/28/2013 1:25:00 PM	Total Suspended Solids	n/a	=	7	mg/L	SM 2540 D	5	5	WKL	
MO-SIM	2012/13-5	Dry	5/23/2013 9:00:00 AM	5/24/2013 5:47:00 PM	Turbidity	n/a	=	0.54	NTU	EPA 180.1	0.024	0.1	WKL	

Appendix G
Laboratory Environmental Analysis Results

Site ID	Event	Event Type	Sample Date	Analysis Date	Constituent	Fraction	Sign	Result	Units	Method	MDL	Reporting Limit	Analyzing Laboratory	Qualifier
MO-SIM	2012/13-5	Dry	5/23/2013 9:00:00 AM	5/28/2013 1:25:00 PM	Volatile Suspended Solids	n/a	<	3.1	mg/L	EPA 160.4	3.1	5	WKL	
MO-SIM	2012/13-5	Dry	5/23/2013 9:00:00 AM	5/31/2013 6:36:00 PM	Oil and Grease	n/a	<	1.3	mg/L	EPA 1664A	1.3	5	WKL	
MO-SIM	2012/13-5	Dry	5/23/2013 9:00:00 AM	5/31/2013 6:36:00 PM	TPH	n/a	<	1.9	mg/L	EPA 1664A	1.9	5	WKL	
MO-SIM	2012/13-5	Dry	5/23/2013 9:00:00 AM	6/15/2013 4:01:00 AM	Aluminum	Dissolved	<	2.1	µg/L	EPA 200.8	2.1	5	WKL	
MO-SIM	2012/13-5	Dry	5/23/2013 9:00:00 AM	6/15/2013 4:09:00 AM	Aluminum	Total	=	5.1	µg/L	EPA 200.8	2.1	5	WKL	
MO-SIM	2012/13-5	Dry	5/23/2013 9:00:00 AM	6/15/2013 4:01:00 AM	Antimony	Dissolved	DNQ	0.12	µg/L	EPA 200.8	0.034	0.5	WKL	
MO-SIM	2012/13-5	Dry	5/23/2013 9:00:00 AM	6/15/2013 4:09:00 AM	Antimony	Total	DNQ	0.13	µg/L	EPA 200.8	0.034	0.5	WKL	
MO-SIM	2012/13-5	Dry	5/23/2013 9:00:00 AM	6/15/2013 4:01:00 AM	Arsenic	Dissolved	=	1.1	µg/L	EPA 200.8	0.13	0.4	WKL	
MO-SIM	2012/13-5	Dry	5/23/2013 9:00:00 AM	6/15/2013 4:09:00 AM	Arsenic	Total	=	1.2	µg/L	EPA 200.8	0.13	0.4	WKL	
MO-SIM	2012/13-5	Dry	5/23/2013 9:00:00 AM	6/15/2013 4:01:00 AM	Beryllium	Dissolved	<	0.015	µg/L	EPA 200.8	0.015	0.1	WKL	
MO-SIM	2012/13-5	Dry	5/23/2013 9:00:00 AM	6/15/2013 4:09:00 AM	Beryllium	Total	<	0.015	µg/L	EPA 200.8	0.015	0.1	WKL	
MO-SIM	2012/13-5	Dry	5/23/2013 9:00:00 AM	6/15/2013 4:01:00 AM	Cadmium	Dissolved	=	0.12	µg/L	EPA 200.8	0.017	0.1	WKL	
MO-SIM	2012/13-5	Dry	5/23/2013 9:00:00 AM	6/15/2013 4:09:00 AM	Cadmium	Total	=	0.12	µg/L	EPA 200.8	0.017	0.1	WKL	
MO-SIM	2012/13-5	Dry	5/23/2013 9:00:00 AM	6/15/2013 4:01:00 AM	Chromium	Dissolved	=	1.6	µg/L	EPA 200.8	0.024	0.2	WKL	
MO-SIM	2012/13-5	Dry	5/23/2013 9:00:00 AM	6/15/2013 4:09:00 AM	Chromium	Total	=	1.7	µg/L	EPA 200.8	0.024	0.2	WKL	
MO-SIM	2012/13-5	Dry	5/23/2013 9:00:00 AM	5/29/2013	Chromium VI	n/a	=	1.5	µg/L	EPA 218.6	0.0059	0.3	WKL	
MO-SIM	2012/13-5	Dry	5/23/2013 9:00:00 AM	6/15/2013 4:01:00 AM	Copper	Dissolved	DNQ	0.48	µg/L	EPA 200.8	0.036	0.5	WKL	
MO-SIM	2012/13-5	Dry	5/23/2013 9:00:00 AM	6/15/2013 4:09:00 AM	Copper	Total	=	0.5	µg/L	EPA 200.8	0.036	0.5	WKL	
MO-SIM	2012/13-5	Dry	5/23/2013 9:00:00 AM	6/19/2013 3:57:00 PM	Iron	Dissolved	DNQ	6.1	µg/L	EPA 200.7	1.1	10	WKL	
MO-SIM	2012/13-5	Dry	5/23/2013 9:00:00 AM	6/19/2013 3:59:00 PM	Iron	Total	=	31	µg/L	EPA 200.7	1.1	10	WKL	
MO-SIM	2012/13-5	Dry	5/23/2013 9:00:00 AM	6/15/2013 4:01:00 AM	Lead	Dissolved	<	0.024	µg/L	EPA 200.8	0.024	0.2	WKL	
MO-SIM	2012/13-5	Dry	5/23/2013 9:00:00 AM	6/15/2013 4:09:00 AM	Lead	Total	<	0.024	µg/L	EPA 200.8	0.024	0.2	WKL	
MO-SIM	2012/13-5	Dry	5/23/2013 9:00:00 AM	6/6/2013 5:53:00 PM	Mercury	Dissolved	<	3.9	ng/L	EPA 245.1	3.9	50	WKL	
MO-SIM	2012/13-5	Dry	5/23/2013 9:00:00 AM	6/6/2013 5:53:00 PM	Mercury	Total	<	3.9	ng/L	EPA 245.1	3.9	50	WKL	
MO-SIM	2012/13-5	Dry	5/23/2013 9:00:00 AM	6/15/2013 4:01:00 AM	Nickel	Dissolved	=	0.95	µg/L	EPA 200.8	0.091	0.8	WKL	
MO-SIM	2012/13-5	Dry	5/23/2013 9:00:00 AM	6/15/2013 4:09:00 AM	Nickel	Total	=	0.95	µg/L	EPA 200.8	0.091	0.8	WKL	
MO-SIM	2012/13-5	Dry	5/23/2013 9:00:00 AM	6/15/2013 4:01:00 AM	Selenium	Dissolved	=	40	µg/L	EPA 200.8	0.081	0.4	WKL	
MO-SIM	2012/13-5	Dry	5/23/2013 9:00:00 AM	6/15/2013 4:09:00 AM	Selenium	Total	=	41	µg/L	EPA 200.8	0.081	0.4	WKL	
MO-SIM	2012/13-5	Dry	5/23/2013 9:00:00 AM	6/15/2013 4:01:00 AM	Silver	Dissolved	<	0.012	µg/L	EPA 200.8	0.012	0.2	WKL	
MO-SIM	2012/13-5	Dry	5/23/2013 9:00:00 AM	6/15/2013 4:09:00 AM	Silver	Total	<	0.012	µg/L	EPA 200.8	0.012	0.2	WKL	
MO-SIM	2012/13-5	Dry	5/23/2013 9:00:00 AM	6/15/2013 4:01:00 AM	Thallium	Dissolved	<	0.034	µg/L	EPA 200.8	0.034	0.2	WKL	
MO-SIM	2012/13-5	Dry	5/23/2013 9:00:00 AM	6/15/2013 4:09:00 AM	Thallium	Total	<	0.034	µg/L	EPA 200.8	0.034	0.2	WKL	
MO-SIM	2012/13-5	Dry	5/23/2013 9:00:00 AM	6/15/2013 4:01:00 AM	Zinc	Dissolved	DNQ	2	µg/L	EPA 200.8	0.5	5	WKL	
MO-SIM	2012/13-5	Dry	5/23/2013 9:00:00 AM	6/15/2013 4:09:00 AM	Zinc	Total	DNQ	1	µg/L	EPA 200.8	0.5	5	WKL	
MO-SIM	2012/13-5	Dry	5/23/2013 9:00:00 AM	6/10/2013 6:08:00 PM	Ammonia as N	n/a	=	0.1	mg/L	EPA 350.1	0.048	0.1	WKL	
MO-SIM	2012/13-5	Dry	5/23/2013 9:00:00 AM	5/24/2013 10:04:00 PM	Nitrate + Nitrite as N	n/a	=	10	mg/L	EPA 353.2	0.01	0.1	WKL	
MO-SIM	2012/13-5	Dry	5/23/2013 9:00:00 AM	6/12/2013 9:13:00 PM	Phosphorus as P	Dissolved	DNQ	0.0066	mg/L	EPA 365.1	0.0014	0.01	WKL	
MO-SIM	2012/13-5	Dry	5/23/2013 9:00:00 AM	6/12/2013 8:32:00 PM	Phosphorus as P	Total	=	0.013	mg/L	EPA 365.1	0.0014	0.01	WKL	
MO-SIM	2012/13-5	Dry	5/23/2013 9:00:00 AM	6/11/2013 2:47:00 PM	TKN	n/a	<	0.05	mg/L	EPA 351.2	0.05	0.1	WKL	
MO-SIM	2012/13-5	Dry	5/23/2013 9:00:00 AM	6/12/2013 6:48:00 PM	1,2,4-Trichlorobenzene	n/a	<	0.55	µg/L	EPA 625	0.55	1	WKL	
MO-SIM	2012/13-5	Dry	5/23/2013 9:00:00 AM	6/12/2013 6:48:00 PM	1,2-Dichlorobenzene	n/a	<	0.57	µg/L	EPA 625	0.57	1	WKL	
MO-SIM	2012/13-5	Dry	5/23/2013 9:00:00 AM	6/12/2013 6:48:00 PM	1,2-Diphenylhydrazine	n/a	<	0.25	µg/L	EPA 625	0.25	1	WKL	
MO-SIM	2012/13-5	Dry	5/23/2013 9:00:00 AM	6/12/2013 6:48:00 PM	1,3-Dichlorobenzene	n/a	<	0.53	µg/L	EPA 625	0.53	1	WKL	
MO-SIM	2012/13-5	Dry	5/23/2013 9:00:00 AM	6/12/2013 6:48:00 PM	1,4-Dichlorobenzene	n/a	<	0.55	µg/L	EPA 625	0.55	1	WKL	
MO-SIM	2012/13-5	Dry	5/23/2013 9:00:00 AM	6/18/2013 8:15:00 AM	1-Methylnaphthalene	n/a	<	0.1	µg/L	EPA 8270Cm	0.1	0.1	WKL	
MO-SIM	2012/13-5	Dry	5/23/2013 9:00:00 AM	6/16/2013 5:51:00 AM	2,4,5-Trichlorophenol	n/a	<	0.29	µg/L	EPA 8270Cm	0.29	1	WKL	
MO-SIM	2012/13-5	Dry	5/23/2013 9:00:00 AM	6/16/2013 5:51:00 AM	2,4,6-Trichlorophenol	n/a	<	0.3	µg/L	EPA 8270Cm	0.3	1	WKL	LB-LCSR
MO-SIM	2012/13-5	Dry	5/23/2013 9:00:00 AM	6/16/2013 5:51:00 AM	2,4-Dichlorophenol	n/a	<	0.51	µg/L	EPA 8270Cm	0.51	1	WKL	LB-LCSR

Appendix G
Laboratory Environmental Analysis Results

Site ID	Event	Event Type	Sample Date	Analysis Date	Constituent	Fraction	Sign	Result	Units	Method	MDL	Reporting Limit	Analyzing Laboratory	Qualifier
MO-SIM	2012/13-5	Dry	5/23/2013 9:00:00 AM	6/16/2013 5:51:00 AM	2,4-Dimethylphenol	n/a	<	1	µg/L	EPA 8270Cm	1	2	WKL	
MO-SIM	2012/13-5	Dry	5/23/2013 9:00:00 AM	6/16/2013 5:51:00 AM	2,4-Dinitrophenol	n/a	<	1	µg/L	EPA 8270Cm	1	2	WKL	
MO-SIM	2012/13-5	Dry	5/23/2013 9:00:00 AM	6/12/2013 6:48:00 PM	2,4-Dinitrotoluene	n/a	<	0.18	µg/L	EPA 625	0.18	1	WKL	
MO-SIM	2012/13-5	Dry	5/23/2013 9:00:00 AM	6/12/2013 6:48:00 PM	2,6-Dinitrotoluene	n/a	<	0.27	µg/L	EPA 625	0.27	1	WKL	
MO-SIM	2012/13-5	Dry	5/23/2013 9:00:00 AM	6/12/2013 6:48:00 PM	2-Chloronaphthalene	n/a	<	0.45	µg/L	EPA 625	0.45	1	WKL	
MO-SIM	2012/13-5	Dry	5/23/2013 9:00:00 AM	6/16/2013 5:51:00 AM	2-Chlorophenol	n/a	<	0.65	µg/L	EPA 8270Cm	0.65	1	WKL	LB-LCSR
MO-SIM	2012/13-5	Dry	5/23/2013 9:00:00 AM	6/18/2013 8:15:00 AM	2-Methylnaphthalene	n/a	<	0.1	µg/L	EPA 8270Cm	0.1	0.1	WKL	
MO-SIM	2012/13-5	Dry	5/23/2013 9:00:00 AM	6/16/2013 5:51:00 AM	2-Methylphenol	n/a	<	0.34	µg/L	EPA 8270Cm	0.34	1	WKL	
MO-SIM	2012/13-5	Dry	5/23/2013 9:00:00 AM	6/16/2013 5:51:00 AM	2-Nitrophenol	n/a	<	0.71	µg/L	EPA 8270Cm	0.71	1	WKL	
MO-SIM	2012/13-5	Dry	5/23/2013 9:00:00 AM	6/12/2013 6:48:00 PM	3,3'-Dichlorobenzidine	n/a	<	1.2	µg/L	EPA 625	1.2	5	WKL	
MO-SIM	2012/13-5	Dry	5/23/2013 9:00:00 AM	6/16/2013 5:51:00 AM	3-/4-Methylphenol	n/a	<	0.3	µg/L	EPA 8270Cm	0.3	1	WKL	
MO-SIM	2012/13-5	Dry	5/23/2013 9:00:00 AM	6/16/2013 5:51:00 AM	4,6-Dinitro-2-methylphenol	n/a	<	0.14	µg/L	EPA 8270Cm	0.14	1	WKL	LB-LCSR
MO-SIM	2012/13-5	Dry	5/23/2013 9:00:00 AM	6/12/2013 6:48:00 PM	4-Bromophenyl phenyl ether	n/a	<	0.36	µg/L	EPA 625	0.36	1	WKL	
MO-SIM	2012/13-5	Dry	5/23/2013 9:00:00 AM	6/16/2013 5:51:00 AM	4-Chloro-3-methylphenol	n/a	<	0.37	µg/L	EPA 8270Cm	0.37	1	WKL	LB-LCSR
MO-SIM	2012/13-5	Dry	5/23/2013 9:00:00 AM	6/12/2013 6:48:00 PM	4-Chlorophenyl phenyl ether	n/a	<	0.41	µg/L	EPA 625	0.41	1	WKL	
MO-SIM	2012/13-5	Dry	5/23/2013 9:00:00 AM	6/16/2013 5:51:00 AM	4-Nitrophenol	n/a	<	1	µg/L	EPA 8270Cm	1	2	WKL	
MO-SIM	2012/13-5	Dry	5/23/2013 9:00:00 AM	6/18/2013 8:15:00 AM	Acenaphthene	n/a	<	0.1	µg/L	EPA 8270Cm	0.1	0.1	WKL	
MO-SIM	2012/13-5	Dry	5/23/2013 9:00:00 AM	6/18/2013 8:15:00 AM	Acenaphthylene	n/a	<	0.1	µg/L	EPA 8270Cm	0.1	0.1	WKL	
MO-SIM	2012/13-5	Dry	5/23/2013 9:00:00 AM	6/18/2013 8:15:00 AM	Anthracene	n/a	<	0.1	µg/L	EPA 8270Cm	0.1	0.1	WKL	
MO-SIM	2012/13-5	Dry	5/23/2013 9:00:00 AM	6/18/2013 8:15:00 AM	Benz(a)anthracene	n/a	<	0.1	µg/L	EPA 8270Cm	0.1	0.1	WKL	
MO-SIM	2012/13-5	Dry	5/23/2013 9:00:00 AM	6/12/2013 6:48:00 PM	Benzidine	n/a	<	3.7	µg/L	EPA 625	3.7	10	WKL	
MO-SIM	2012/13-5	Dry	5/23/2013 9:00:00 AM	6/11/2013 8:11:00 PM	Benzo(a)pyrene	n/a	<	0.07	µg/L	EPA 525.2	0.07	0.1	WKL	
MO-SIM	2012/13-5	Dry	5/23/2013 9:00:00 AM	6/18/2013 8:15:00 AM	Benzo(b)fluoranthene	n/a	<	0.1	µg/L	EPA 8270Cm	0.1	0.1	WKL	
MO-SIM	2012/13-5	Dry	5/23/2013 9:00:00 AM	6/18/2013 8:15:00 AM	Benzo(g,h,i)perylene	n/a	<	0.1	µg/L	EPA 8270Cm	0.1	0.1	WKL	
MO-SIM	2012/13-5	Dry	5/23/2013 9:00:00 AM	6/18/2013 8:15:00 AM	Benzo(k)fluoranthene	n/a	<	0.1	µg/L	EPA 8270Cm	0.1	0.1	WKL	
MO-SIM	2012/13-5	Dry	5/23/2013 9:00:00 AM	6/12/2013 6:48:00 PM	Bis(2-chloroethoxy)methane	n/a	<	0.25	µg/L	EPA 625	0.25	1	WKL	
MO-SIM	2012/13-5	Dry	5/23/2013 9:00:00 AM	6/12/2013 6:48:00 PM	Bis(2-chloroethyl)ether	n/a	<	0.27	µg/L	EPA 625	0.27	1	WKL	
MO-SIM	2012/13-5	Dry	5/23/2013 9:00:00 AM	6/12/2013 6:48:00 PM	Bis(2-chloroisopropyl)ether	n/a	<	0.38	µg/L	EPA 625	0.38	1	WKL	
MO-SIM	2012/13-5	Dry	5/23/2013 9:00:00 AM	6/11/2013 8:11:00 PM	Bis(2-ethylhexyl)adipate	n/a	<	0.1	µg/L	EPA 525.2	0.1	5	WKL	
MO-SIM	2012/13-5	Dry	5/23/2013 9:00:00 AM	6/11/2013 8:11:00 PM	Bis(2-ethylhexyl)phthalate	n/a	<	1.1	µg/L	EPA 525.2	1.1	3	WKL	
MO-SIM	2012/13-5	Dry	5/23/2013 9:00:00 AM	6/12/2013 6:48:00 PM	Butyl benzyl phthalate	n/a	<	0.18	µg/L	EPA 625	0.18	1	WKL	
MO-SIM	2012/13-5	Dry	5/23/2013 9:00:00 AM	6/18/2013 8:15:00 AM	Chrysene	n/a	<	0.1	µg/L	EPA 8270Cm	0.1	0.1	WKL	
MO-SIM	2012/13-5	Dry	5/23/2013 9:00:00 AM	6/18/2013 8:15:00 AM	Dibenz(a,h)anthracene	n/a	<	0.1	µg/L	EPA 8270Cm	0.1	0.1	WKL	
MO-SIM	2012/13-5	Dry	5/23/2013 9:00:00 AM	6/12/2013 6:48:00 PM	Diethyl phthalate	n/a	=	2.9	µg/L	EPA 625	0.15	1	WKL	
MO-SIM	2012/13-5	Dry	5/23/2013 9:00:00 AM	6/12/2013 6:48:00 PM	Dimethyl phthalate	n/a	<	0.18	µg/L	EPA 625	0.18	1	WKL	
MO-SIM	2012/13-5	Dry	5/23/2013 9:00:00 AM	6/12/2013 6:48:00 PM	Di-n-butylphthalate	n/a	<	0.24	µg/L	EPA 625	0.24	1	WKL	
MO-SIM	2012/13-5	Dry	5/23/2013 9:00:00 AM	6/12/2013 6:48:00 PM	Di-n-octylphthalate	n/a	<	0.19	µg/L	EPA 625	0.19	1	WKL	
MO-SIM	2012/13-5	Dry	5/23/2013 9:00:00 AM	6/18/2013 8:15:00 AM	Fluoranthene	n/a	<	0.1	µg/L	EPA 8270Cm	0.1	0.1	WKL	
MO-SIM	2012/13-5	Dry	5/23/2013 9:00:00 AM	6/18/2013 8:15:00 AM	Fluorene	n/a	<	0.1	µg/L	EPA 8270Cm	0.1	0.1	WKL	
MO-SIM	2012/13-5	Dry	5/23/2013 9:00:00 AM	6/12/2013 6:48:00 PM	Hexachlorobenzene	n/a	<	0.49	µg/L	EPA 625	0.49	1	WKL	
MO-SIM	2012/13-5	Dry	5/23/2013 9:00:00 AM	6/12/2013 6:48:00 PM	Hexachlorobutadiene	n/a	<	0.47	µg/L	EPA 625	0.47	1	WKL	
MO-SIM	2012/13-5	Dry	5/23/2013 9:00:00 AM	6/12/2013 6:48:00 PM	Hexachlorocyclopentadiene	n/a	<	1.5	µg/L	EPA 625	1.5	5	WKL	
MO-SIM	2012/13-5	Dry	5/23/2013 9:00:00 AM	6/12/2013 6:48:00 PM	Hexachloroethane	n/a	<	0.52	µg/L	EPA 625	0.52	1	WKL	
MO-SIM	2012/13-5	Dry	5/23/2013 9:00:00 AM	6/18/2013 8:15:00 AM	Indeno(1,2,3-cd)pyrene	n/a	<	0.1	µg/L	EPA 8270Cm	0.1	0.1	WKL	
MO-SIM	2012/13-5	Dry	5/23/2013 9:00:00 AM	6/12/2013 6:48:00 PM	Isophorone	n/a	<	0.21	µg/L	EPA 625	0.21	1	WKL	
MO-SIM	2012/13-5	Dry	5/23/2013 9:00:00 AM	5/25/2013 2:00:00 AM	Methyl tert-butyl ether (MTBE)	n/a	<	0.19	µg/L	EPA 524.2	0.19	2	WKL	
MO-SIM	2012/13-5	Dry	5/23/2013 9:00:00 AM	6/18/2013 8:15:00 AM	Naphthalene	n/a	<	0.1	µg/L	EPA 8270Cm	0.1	0.1	WKL	
MO-SIM	2012/13-5	Dry	5/23/2013 9:00:00 AM	6/12/2013 6:48:00 PM	Nitrobenzene	n/a	<	0.36	µg/L	EPA 625	0.36	1	WKL	

Appendix G
Laboratory Environmental Analysis Results

Site ID	Event	Event Type	Sample Date	Analysis Date	Constituent	Fraction	Sign	Result	Units	Method	MDL	Reporting Limit	Analyzing Laboratory	Qualifier
MO-SIM	2012/13-5	Dry	5/23/2013 9:00:00 AM	6/12/2013 6:48:00 PM	N-Nitrosodimethylamine	n/a	<	0.14	µg/L	EPA 625	0.14	1	WKL	
MO-SIM	2012/13-5	Dry	5/23/2013 9:00:00 AM	6/12/2013 6:48:00 PM	N-Nitrosodi-N-propylamine	n/a	<	0.26	µg/L	EPA 625	0.26	1	WKL	
MO-SIM	2012/13-5	Dry	5/23/2013 9:00:00 AM	6/12/2013 6:48:00 PM	N-Nitrosodiphenylamine	n/a	<	0.19	µg/L	EPA 625	0.19	1	WKL	
MO-SIM	2012/13-5	Dry	5/23/2013 9:00:00 AM	6/18/2013 8:15:00 AM	Phenanthrene	n/a	<	0.1	µg/L	EPA 8270Cm	0.1	0.1	WKL	
MO-SIM	2012/13-5	Dry	5/23/2013 9:00:00 AM	6/16/2013 5:51:00 AM	Phenol	n/a	<	0.35	µg/L	EPA 8270Cm	0.35	1	WKL	
MO-SIM	2012/13-5	Dry	5/23/2013 9:00:00 AM	6/18/2013 8:15:00 AM	Pyrene	n/a	<	0.1	µg/L	EPA 8270Cm	0.1	0.1	WKL	
MO-SIM	2012/13-5	Dry	5/23/2013 9:00:00 AM	6/16/2013 3:15:00 AM	PCB Aroclor 1016	n/a	<	0.05	µg/L	EPA 608	0.05	0.5	WKL	
MO-SIM	2012/13-5	Dry	5/23/2013 9:00:00 AM	6/16/2013 3:15:00 AM	PCB Aroclor 1221	n/a	<	0.06	µg/L	EPA 608	0.06	0.5	WKL	
MO-SIM	2012/13-5	Dry	5/23/2013 9:00:00 AM	6/16/2013 3:15:00 AM	PCB Aroclor 1232	n/a	<	0.15	µg/L	EPA 608	0.15	0.5	WKL	
MO-SIM	2012/13-5	Dry	5/23/2013 9:00:00 AM	6/16/2013 3:15:00 AM	PCB Aroclor 1242	n/a	<	0.07	µg/L	EPA 608	0.07	0.5	WKL	
MO-SIM	2012/13-5	Dry	5/23/2013 9:00:00 AM	6/16/2013 3:15:00 AM	PCB Aroclor 1248	n/a	<	0.06	µg/L	EPA 608	0.06	0.5	WKL	
MO-SIM	2012/13-5	Dry	5/23/2013 9:00:00 AM	6/16/2013 3:15:00 AM	PCB Aroclor 1254	n/a	<	0.04	µg/L	EPA 608	0.04	0.5	WKL	
MO-SIM	2012/13-5	Dry	5/23/2013 9:00:00 AM	6/16/2013 3:15:00 AM	PCB Aroclor 1260	n/a	<	0.04	µg/L	EPA 608	0.04	0.5	WKL	
MO-SIM	2012/13-5	Dry	5/23/2013 9:00:00 AM	6/7/2013 1:21:00 AM	2,4,5-T	n/a	<	0.07	µg/L	EPA 515.3	0.07	0.2	WKL	
MO-SIM	2012/13-5	Dry	5/23/2013 9:00:00 AM	6/7/2013 1:21:00 AM	2,4,5-TP	n/a	<	0.09	µg/L	EPA 515.3	0.09	0.2	WKL	
MO-SIM	2012/13-5	Dry	5/23/2013 9:00:00 AM	6/7/2013 1:21:00 AM	2,4-D	n/a	<	0.07	µg/L	EPA 515.3	0.07	0.4	WKL	
MO-SIM	2012/13-5	Dry	5/23/2013 9:00:00 AM	6/7/2013 1:21:00 AM	2,4-DB	n/a	<	0.07	µg/L	EPA 515.3	0.07	2	WKL	
MO-SIM	2012/13-5	Dry	5/23/2013 9:00:00 AM	6/7/2013 1:21:00 AM	3,5-Dichlorobenzoic acid	n/a	<	0.09	µg/L	EPA 515.3	0.09	1	WKL	
MO-SIM	2012/13-5	Dry	5/23/2013 9:00:00 AM	6/16/2013 3:15:00 AM	4,4'-DDD	n/a	<	0.003	µg/L	EPA 608	0.003	0.05	WKL	
MO-SIM	2012/13-5	Dry	5/23/2013 9:00:00 AM	6/16/2013 3:15:00 AM	4,4'-DDE	n/a	<	0.0025	µg/L	EPA 608	0.0025	0.05	WKL	
MO-SIM	2012/13-5	Dry	5/23/2013 9:00:00 AM	6/16/2013 3:15:00 AM	4,4'-DDT	n/a	<	0.0031	µg/L	EPA 608	0.0031	0.01	WKL	
MO-SIM	2012/13-5	Dry	5/23/2013 9:00:00 AM	6/7/2013 1:21:00 AM	Acifluorfen	n/a	<	0.06	µg/L	EPA 515.3	0.06	0.4	WKL	
MO-SIM	2012/13-5	Dry	5/23/2013 9:00:00 AM	6/11/2013 8:11:00 PM	Alachlor	n/a	<	0.022	µg/L	EPA 525.2	0.022	0.1	WKL	
MO-SIM	2012/13-5	Dry	5/23/2013 9:00:00 AM	6/16/2013 3:15:00 AM	Aldrin	n/a	<	0.0015	µg/L	EPA 608	0.0015	0.005	WKL	
MO-SIM	2012/13-5	Dry	5/23/2013 9:00:00 AM	6/16/2013 3:15:00 AM	alpha-BHC	n/a	<	0.0018	µg/L	EPA 608	0.0018	0.01	WKL	
MO-SIM	2012/13-5	Dry	5/23/2013 9:00:00 AM	6/16/2013 3:15:00 AM	alpha-Chlordane	n/a	<	0.0041	µg/L	EPA 608	0.0041	0.01	WKL	
MO-SIM	2012/13-5	Dry	5/23/2013 9:00:00 AM	6/11/2013 8:11:00 PM	Atrazine	n/a	<	0.034	µg/L	EPA 525.2	0.034	0.1	WKL	
MO-SIM	2012/13-5	Dry	5/23/2013 9:00:00 AM	6/13/2013 5:21:00 PM	Azinphos methyl	n/a	<	0.0055	µg/L	EPA 525.2	0.0055	0.01	WKL	
MO-SIM	2012/13-5	Dry	5/23/2013 9:00:00 AM	6/7/2013 1:21:00 AM	Bentazon	n/a	<	0.11	µg/L	EPA 515.3	0.11	2	WKL	
MO-SIM	2012/13-5	Dry	5/23/2013 9:00:00 AM	6/16/2013 3:15:00 AM	beta-BHC	n/a	<	0.0031	µg/L	EPA 608	0.0031	0.005	WKL	
MO-SIM	2012/13-5	Dry	5/23/2013 9:00:00 AM	6/13/2013 5:21:00 PM	Bolstar	n/a	<	0.0046	µg/L	EPA 525.2	0.0046	0.01	WKL	
MO-SIM	2012/13-5	Dry	5/23/2013 9:00:00 AM	6/11/2013 8:11:00 PM	Bromacil	n/a	<	0.038	µg/L	EPA 525.2	0.038	1	WKL	
MO-SIM	2012/13-5	Dry	5/23/2013 9:00:00 AM	6/11/2013 8:11:00 PM	Butachlor	n/a	<	0.017	µg/L	EPA 525.2	0.017	0.2	WKL	
MO-SIM	2012/13-5	Dry	5/23/2013 9:00:00 AM	6/11/2013 8:11:00 PM	Captan	n/a	<	0.86	µg/L	EPA 525.2	0.86	1	WKL	
MO-SIM	2012/13-5	Dry	5/23/2013 9:00:00 AM	6/16/2013 3:15:00 AM	Chlordane (technical)	n/a	<	0.08	µg/L	EPA 608	0.08	0.1	WKL	
MO-SIM	2012/13-5	Dry	5/23/2013 9:00:00 AM	6/11/2013 8:11:00 PM	Chloropropham	n/a	<	0.01	µg/L	EPA 525.2	0.01	0.1	WKL	
MO-SIM	2012/13-5	Dry	5/23/2013 9:00:00 AM	6/13/2013 5:21:00 PM	Chlorpyrifos	n/a	<	0.0069	µg/L	EPA 525.2	0.0069	0.01	WKL	
MO-SIM	2012/13-5	Dry	5/23/2013 9:00:00 AM	6/13/2013 5:21:00 PM	Coumaphos	n/a	<	0.0051	µg/L	EPA 525.2	0.0051	0.01	WKL	
MO-SIM	2012/13-5	Dry	5/23/2013 9:00:00 AM	6/11/2013 8:11:00 PM	Cyanazine	n/a	<	0.024	µg/L	EPA 525.2	0.024	0.1	WKL	
MO-SIM	2012/13-5	Dry	5/23/2013 9:00:00 AM	6/7/2013 1:21:00 AM	Dalapon	n/a	<	0.1	µg/L	EPA 515.3	0.1	0.4	WKL	
MO-SIM	2012/13-5	Dry	5/23/2013 9:00:00 AM	6/7/2013 1:21:00 AM	DCPA (Dacthal)	n/a	<	0.07	µg/L	EPA 515.3	0.07	0.1	WKL	
MO-SIM	2012/13-5	Dry	5/23/2013 9:00:00 AM	6/16/2013 3:15:00 AM	delta-BHC	n/a	<	0.0025	µg/L	EPA 608	0.0025	0.005	WKL	
MO-SIM	2012/13-5	Dry	5/23/2013 9:00:00 AM	6/13/2013 5:21:00 PM	Demeton-O	n/a	<	0.01	µg/L	EPA 525.2	0.01	0.01	WKL	
MO-SIM	2012/13-5	Dry	5/23/2013 9:00:00 AM	6/13/2013 5:21:00 PM	Demeton-S	n/a	<	0.01	µg/L	EPA 525.2	0.01	0.01	WKL	
MO-SIM	2012/13-5	Dry	5/23/2013 9:00:00 AM	6/13/2013 5:21:00 PM	Diazinon	n/a	<	0.0052	µg/L	EPA 525.2	0.0052	0.01	WKL	
MO-SIM	2012/13-5	Dry	5/23/2013 9:00:00 AM	6/7/2013 1:21:00 AM	Dicamba	n/a	<	0.12	µg/L	EPA 515.3	0.12	0.6	WKL	
MO-SIM	2012/13-5	Dry	5/23/2013 9:00:00 AM	6/7/2013 1:21:00 AM	Dichlorprop	n/a	<	0.08	µg/L	EPA 515.3	0.08	0.3	WKL	
MO-SIM	2012/13-5	Dry	5/23/2013 9:00:00 AM	6/13/2013 5:21:00 PM	Dichlorvos	n/a	<	0.0029	µg/L	EPA 525.2	0.0029	0.01	WKL	

Appendix G
Laboratory Environmental Analysis Results

Site ID	Event	Event Type	Sample Date	Analysis Date	Constituent	Fraction	Sign	Result	Units	Method	MDL	Reporting Limit	Analyzing Laboratory	Qualifier
MO-SIM	2012/13-5	Dry	5/23/2013 9:00:00 AM	6/16/2013 3:15:00 AM	Dieldrin	n/a	<	0.0021	µg/L	EPA 608	0.0021	0.01	WKL	
MO-SIM	2012/13-5	Dry	5/23/2013 9:00:00 AM	6/13/2013 5:21:00 PM	Dimethoate	n/a	<	0.0062	µg/L	EPA 525.2	0.0062	0.01	WKL	
MO-SIM	2012/13-5	Dry	5/23/2013 9:00:00 AM	6/7/2013 1:21:00 AM	Dinoseb	n/a	<	0.14	µg/L	EPA 515.3	0.14	0.4	WKL	
MO-SIM	2012/13-5	Dry	5/23/2013 9:00:00 AM	6/11/2013 8:11:00 PM	Diphenamid	n/a	<	0.024	µg/L	EPA 525.2	0.024	0.1	WKL	
MO-SIM	2012/13-5	Dry	5/23/2013 9:00:00 AM	6/13/2013 5:21:00 PM	Disulfoton	n/a	<	0.01	µg/L	EPA 525.2	0.01	0.01	WKL	
MO-SIM	2012/13-5	Dry	5/23/2013 9:00:00 AM	6/16/2013 3:15:00 AM	Endosulfan I	n/a	<	0.0017	µg/L	EPA 608	0.0017	0.02	WKL	
MO-SIM	2012/13-5	Dry	5/23/2013 9:00:00 AM	6/16/2013 3:15:00 AM	Endosulfan II	n/a	<	0.0019	µg/L	EPA 608	0.0019	0.01	WKL	
MO-SIM	2012/13-5	Dry	5/23/2013 9:00:00 AM	6/16/2013 3:15:00 AM	Endosulfan sulfate	n/a	<	0.008	µg/L	EPA 608	0.008	0.05	WKL	
MO-SIM	2012/13-5	Dry	5/23/2013 9:00:00 AM	6/16/2013 3:15:00 AM	Endrin	n/a	<	0.0028	µg/L	EPA 608	0.0028	0.01	WKL	
MO-SIM	2012/13-5	Dry	5/23/2013 9:00:00 AM	6/16/2013 3:15:00 AM	Endrin aldehyde	n/a	<	0.003	µg/L	EPA 608	0.003	0.01	WKL	
MO-SIM	2012/13-5	Dry	5/23/2013 9:00:00 AM	6/11/2013 8:11:00 PM	EPTC	n/a	<	0.017	µg/L	EPA 525.2	0.017	1	WKL	
MO-SIM	2012/13-5	Dry	5/23/2013 9:00:00 AM	6/13/2013 5:21:00 PM	Ethoprop	n/a	<	0.0067	µg/L	EPA 525.2	0.0067	0.01	WKL	
MO-SIM	2012/13-5	Dry	5/23/2013 9:00:00 AM	6/13/2013 5:21:00 PM	Ethyl parathion	n/a	<	0.0054	µg/L	EPA 525.2	0.0054	0.01	WKL	
MO-SIM	2012/13-5	Dry	5/23/2013 9:00:00 AM	6/13/2013 5:21:00 PM	Fensulfothion	n/a	<	0.0029	µg/L	EPA 525.2	0.0029	0.01	WKL	
MO-SIM	2012/13-5	Dry	5/23/2013 9:00:00 AM	6/13/2013 5:21:00 PM	Fenthion	n/a	<	0.0038	µg/L	EPA 525.2	0.0038	0.01	WKL	
MO-SIM	2012/13-5	Dry	5/23/2013 9:00:00 AM	6/16/2013 3:15:00 AM	gamma-BHC (Lindane)	n/a	<	0.0021	µg/L	EPA 608	0.0021	0.02	WKL	
MO-SIM	2012/13-5	Dry	5/23/2013 9:00:00 AM	6/16/2013 3:15:00 AM	gamma-Chlordane	n/a	<	0.0044	µg/L	EPA 608	0.0044	0.01	WKL	
MO-SIM	2012/13-5	Dry	5/23/2013 9:00:00 AM	5/31/2013 2:44:00 PM	Glyphosate	n/a	<	1.8	µg/L	EPA 547	1.8	5	WKL	
MO-SIM	2012/13-5	Dry	5/23/2013 9:00:00 AM	6/16/2013 3:15:00 AM	Heptachlor	n/a	<	0.0017	µg/L	EPA 608	0.0017	0.01	WKL	
MO-SIM	2012/13-5	Dry	5/23/2013 9:00:00 AM	6/16/2013 3:15:00 AM	Heptachlor epoxide	n/a	<	0.0019	µg/L	EPA 608	0.0019	0.01	WKL	
MO-SIM	2012/13-5	Dry	5/23/2013 9:00:00 AM	6/13/2013 5:21:00 PM	Malathion	n/a	<	0.0076	µg/L	EPA 525.2	0.0076	0.01	WKL	
MO-SIM	2012/13-5	Dry	5/23/2013 9:00:00 AM	6/13/2013 5:21:00 PM	Merphos	n/a	<	0.0058	µg/L	EPA 525.2	0.0058	0.01	WKL	
MO-SIM	2012/13-5	Dry	5/23/2013 9:00:00 AM	6/16/2013 3:15:00 AM	Methoxychlor	n/a	<	0.0054	µg/L	EPA 608	0.0054	0.02	WKL	
MO-SIM	2012/13-5	Dry	5/23/2013 9:00:00 AM	6/13/2013 5:21:00 PM	Methyl parathion	n/a	<	0.0063	µg/L	EPA 525.2	0.0063	0.01	WKL	
MO-SIM	2012/13-5	Dry	5/23/2013 9:00:00 AM	6/11/2013 8:11:00 PM	Metolachlor	n/a	<	0.012	µg/L	EPA 525.2	0.012	0.1	WKL	
MO-SIM	2012/13-5	Dry	5/23/2013 9:00:00 AM	6/11/2013 8:11:00 PM	Metribuzin	n/a	<	0.015	µg/L	EPA 525.2	0.015	0.1	WKL	
MO-SIM	2012/13-5	Dry	5/23/2013 9:00:00 AM	6/13/2013 5:21:00 PM	Mevinphos	n/a	<	0.0042	µg/L	EPA 525.2	0.0042	0.01	WKL	
MO-SIM	2012/13-5	Dry	5/23/2013 9:00:00 AM	6/11/2013 8:11:00 PM	Molinate	n/a	<	0.039	µg/L	EPA 525.2	0.039	0.1	WKL	
MO-SIM	2012/13-5	Dry	5/23/2013 9:00:00 AM	6/13/2013 5:21:00 PM	Naled	n/a	<	0.0076	µg/L	EPA 525.2	0.0076	0.01	WKL	
MO-SIM	2012/13-5	Dry	5/23/2013 9:00:00 AM	6/7/2013 1:21:00 AM	Pentachlorophenol	n/a	<	0.04	µg/L	EPA 515.3	0.04	0.2	WKL	
MO-SIM	2012/13-5	Dry	5/23/2013 9:00:00 AM	6/13/2013 5:21:00 PM	Phorate	n/a	<	0.003	µg/L	EPA 525.2	0.003	0.01	WKL	
MO-SIM	2012/13-5	Dry	5/23/2013 9:00:00 AM	6/7/2013 1:21:00 AM	Picloram	n/a	<	0.05	µg/L	EPA 515.3	0.05	0.6	WKL	
MO-SIM	2012/13-5	Dry	5/23/2013 9:00:00 AM	6/11/2013 8:11:00 PM	Prometon	n/a	<	0.024	µg/L	EPA 525.2	0.024	0.2	WKL	
MO-SIM	2012/13-5	Dry	5/23/2013 9:00:00 AM	6/11/2013 8:11:00 PM	Prometryn	n/a	<	0.036	µg/L	EPA 525.2	0.036	0.1	WKL	
MO-SIM	2012/13-5	Dry	5/23/2013 9:00:00 AM	6/13/2013 5:21:00 PM	Ronnel (Fenchlorphos)	n/a	<	0.0041	µg/L	EPA 525.2	0.0041	0.01	WKL	
MO-SIM	2012/13-5	Dry	5/23/2013 9:00:00 AM	6/11/2013 8:11:00 PM	Simazine	n/a	<	0.015	µg/L	EPA 525.2	0.015	0.1	WKL	
MO-SIM	2012/13-5	Dry	5/23/2013 9:00:00 AM	6/13/2013 5:21:00 PM	Stirophos (Tetrachlorvinphos)	n/a	<	0.0031	µg/L	EPA 525.2	0.0031	0.01	WKL	
MO-SIM	2012/13-5	Dry	5/23/2013 9:00:00 AM	6/11/2013 8:11:00 PM	Terbacil	n/a	<	0.55	µg/L	EPA 525.2	0.55	2	WKL	
MO-SIM	2012/13-5	Dry	5/23/2013 9:00:00 AM	6/11/2013 8:11:00 PM	Thiobencarb	n/a	<	0.025	µg/L	EPA 525.2	0.025	0.2	WKL	
MO-SIM	2012/13-5	Dry	5/23/2013 9:00:00 AM	6/13/2013 5:21:00 PM	Tokuthion	n/a	<	0.0078	µg/L	EPA 525.2	0.0078	0.01	WKL	
MO-SIM	2012/13-5	Dry	5/23/2013 9:00:00 AM	6/16/2013 3:15:00 AM	Toxaphene	n/a	<	0.12	µg/L	EPA 608	0.12	0.5	WKL	
MO-SIM	2012/13-5	Dry	5/23/2013 9:00:00 AM	6/13/2013 5:21:00 PM	Trichloronate	n/a	<	0.0067	µg/L	EPA 525.2	0.0067	0.01	WKL	
MO-SIM	2012/13-5	Dry	5/23/2013 9:00:00 AM	6/11/2013 8:11:00 PM	Trithion	n/a	<	0.012	µg/L	EPA 525.2	0.012	0.1	WKL	
MO-SIM	2013-DRY	Dry	8/13/2013 10:30:00 AM	8/14/2013 9:00:00 AM	E. Coli	n/a	=	31	MPN/100 mL	MMO-MUG	10	10	VCHCA	
MO-SIM	2013-DRY	Dry	8/13/2013 10:30:00 AM	8/14/2013 9:00:00 AM	Total Coliform	n/a	>	24196	MPN/100 mL	MMO-MUG	10	10	VCHCA	UL-CE
MO-SIM	2013-DRY	Dry	8/13/2013 10:30:00 AM	8/22/2013 12:14:00 PM	Calcium	Total	=	298	mg/L	EPA 200.7	0.016	0.1	WKL	
MO-SIM	2013-DRY	Dry	8/13/2013 10:30:00 AM	8/22/2013 12:14:00 PM	Magnesium	Total	=	104	mg/L	EPA 200.7	0.012	0.1	WKL	
MO-SIM	2013-DRY	Dry	8/13/2013 10:30:00 AM	8/13/2013 10:30:00 AM	Conductivity	n/a	=	2519	µmhos/cm	Field Meter	-88	1	Field Crew	

Appendix G
Laboratory Environmental Analysis Results

Site ID	Event	Event Type	Sample Date	Analysis Date	Constituent	Fraction	Sign	Result	Units	Method	MDL	Reporting Limit	Analyzing Laboratory	Qualifier
MO-SIM	2013-DRY	Dry	8/13/2013 10:30:00 AM	8/13/2013 10:30:00 AM	Discharge	n/a	=	0.6	cfs	Field Estimate	-88	-88	Field Crew	
MO-SIM	2013-DRY	Dry	8/13/2013 10:30:00 AM	8/13/2013 10:30:00 AM	DO	n/a	=	161.7	%	Field Meter	-88	0.1	Field Crew	
MO-SIM	2013-DRY	Dry	8/13/2013 10:30:00 AM	8/13/2013 10:30:00 AM	DO	n/a	=	14.15	mg/L	Field Meter	-88	0.3	Field Crew	
MO-SIM	2013-DRY	Dry	8/13/2013 10:30:00 AM	8/22/2013 12:14:00 PM	Hardness as CaCO3	Total	=	1170	mg/L	EPA 200.7	0.0894	0.662	WKL	
MO-SIM	2013-DRY	Dry	8/13/2013 10:30:00 AM	8/13/2013 10:30:00 AM	pH	n/a	=	7.98	pH Units	Field Meter	-88	0.01	Field Crew	
MO-SIM	2013-DRY	Dry	8/13/2013 10:30:00 AM	8/13/2013 10:30:00 AM	Salinity	n/a	=	1400	mg/L	Field Meter	-88	100	Field Crew	
MO-SIM	2013-DRY	Dry	8/13/2013 10:30:00 AM	8/13/2013 10:30:00 AM	Specific Conductance	n/a	=	2697	µmhos/cm	Field Meter	-88	1	Field Crew	
MO-SIM	2013-DRY	Dry	8/13/2013 10:30:00 AM	8/13/2013 10:30:00 AM	Temperature	n/a	=	21.6	°C	Field Meter	-88	0.1	Field Crew	
MO-SIM	2013-DRY	Dry	8/13/2013 10:30:00 AM	8/19/2013 7:05:00 PM	Total Organic Carbon	n/a	=	2.5	mg/L	SM 5310 C	0.009	0.3	WKL	
MO-SIM	2013-DRY	Dry	8/13/2013 10:30:00 AM	8/13/2013 10:30:00 AM	Turbidity	n/a	=	7.98	NTU	Field Meter	-88	0.01	Field Crew	
MO-SIM	2013-DRY	Dry	8/13/2013 10:30:00 AM	8/24/2013 12:01:00 AM	Copper	Dissolved	=	0.5	µg/L	EPA 200.8	0.036	0.5	WKL	
MO-SIM	2013-DRY	Dry	8/13/2013 10:30:00 AM	8/24/2013 12:01:00 AM	Lead	Dissolved	<	0.024	µg/L	EPA 200.8	0.024	0.2	WKL	
MO-SIM	2013-DRY	Dry	8/13/2013 10:30:00 AM	8/24/2013 12:01:00 AM	Zinc	Dissolved	DNQ	2.6	µg/L	EPA 200.8	0.5	5	WKL	
MO-SPA	2012/13-2	Wet	11/17/2012 8:35:00 AM	11/18/2012 9:10:00 AM	E. Coli	n/a	=	24192	MPN/100 mL	MMO-MUG	10	10	VCHCA	
MO-SPA	2012/13-2	Wet	11/17/2012 8:35:00 AM	11/19/2012 2:45:00 PM	Fecal Coliform	n/a	=	30000	MPN/100 mL	SM 9221 E	2	2	VCHCA	
MO-SPA	2012/13-2	Wet	11/17/2012 8:35:00 AM	11/18/2012 9:10:00 AM	Total Coliform	n/a	=	1203300	MPN/100 mL	MMO-MUG	1000	1000	VCHCA	
MO-SPA	2012/13-2	Wet	11/17/2012 8:35:00 AM	11/17/2012 8:35:00 AM	Conductivity	n/a	=	151.8	µmhos/cm	Field Meter	-88	1	Field Crew	
MO-SPA	2012/13-2	Wet	11/17/2012 8:35:00 AM	12/7/2012 2:01:00 PM	Cyanide	Total	<	0.0027	mg/L	EPA 335.4	0.0027	0.005	WKL	
MO-SPA	2012/13-2	Wet	11/17/2012 8:35:00 AM	11/17/2012 8:35:00 AM	DO	n/a	=	9.98	mg/L	Field Meter	-88	0.3	Field Crew	
MO-SPA	2012/13-2	Wet	11/17/2012 8:35:00 AM	11/17/2012 8:35:00 AM	DO	n/a	=	99.5	%	Field Meter	-88	0.1	Field Crew	
MO-SPA	2012/13-2	Wet	11/17/2012 8:35:00 AM	11/17/2012 8:35:00 AM	pH	n/a	=	7.42	pH Units	Field Meter	-88	0.01	Field Crew	
MO-SPA	2012/13-2	Wet	11/17/2012 8:35:00 AM	11/17/2012 8:35:00 AM	Salinity	n/a	=	100	mg/L	Field Meter	-88	100	Field Crew	
MO-SPA	2012/13-2	Wet	11/17/2012 8:35:00 AM	11/17/2012 8:35:00 AM	Specific Conductance	n/a	=	186.7	µmhos/cm	Field Meter	-88	1	Field Crew	
MO-SPA	2012/13-2	Wet	11/17/2012 8:35:00 AM	11/17/2012 8:35:00 AM	Temperature	n/a	=	15.2	°C	Field Meter	-88	0.1	Field Crew	
MO-SPA	2012/13-2	Wet	11/17/2012 8:35:00 AM	11/30/2012 3:45:00 PM	Oil and Grease	n/a	DNQ	1.6	mg/L	EPA 1664A	1.3	5	WKL	
MO-SPA	2012/13-2	Wet	11/17/2012 8:35:00 AM	11/30/2012 3:45:00 PM	TPH	n/a	<	1.9	mg/L	EPA 1664A	1.9	5	WKL	
MO-SPA	2012/13-2	Wet	11/17/2012 8:35:00 AM	11/27/2012 9:00:00 PM	2-Chloroethyl vinyl ether	n/a	<	0.61	µg/L	EPA 524.2	0.61	1	WKL	
MO-SPA	2012/13-2	Wet	11/17/2012 8:35:00 AM	11/27/2012 9:00:00 PM	Methyl tert-butyl ether (MTBE)	n/a	<	0.19	µg/L	EPA 524.2	0.19	2	WKL	
MO-SPA	2012/13-2	Wet	11/18/2012 7:54:00 AM	11/28/2012 12:29:00 PM	Chloride	n/a	=	21	mg/L	EPA 300.0	0.1	0.5	WKL	
MO-SPA	2012/13-2	Wet	11/18/2012 7:54:00 AM	11/28/2012 12:29:00 PM	Fluoride	n/a	=	0.24	mg/L	EPA 300.0	0.02	0.1	WKL	
MO-SPA	2012/13-2	Wet	11/18/2012 7:54:00 AM	11/27/2012 6:30:00 PM	Perchlorate	n/a	<	1.9	µg/L	EPA 314.0	1.9	4	WKL	D, DF
MO-SPA	2012/13-2	Wet	11/18/2012 7:54:00 AM	11/28/2012 12:22:00 PM	Calcium	Total	=	58.7	mg/L	EPA 200.7	0.0156	0.1	WKL	
MO-SPA	2012/13-2	Wet	11/18/2012 7:54:00 AM	11/28/2012 12:22:00 PM	Magnesium	Total	=	17.5	mg/L	EPA 200.7	0.0121	0.1	WKL	
MO-SPA	2012/13-2	Wet	11/18/2012 7:54:00 AM	11/30/2012 4:45:00 PM	Alkalinity as CaCO3	n/a	=	79	mg/L	SM 2320 B	0.56	2	WKL	
MO-SPA	2012/13-2	Wet	11/18/2012 7:54:00 AM	11/24/2012 12:30:00 PM	BOD	n/a	=	21	mg/L	SM 5210 B	0.1	2	WKL	
MO-SPA	2012/13-2	Wet	11/18/2012 7:54:00 AM	11/27/2012 9:06:00 AM	COD	n/a	=	300	mg/L	EPA 410.4	0.73	5	WKL	
MO-SPA	2012/13-2	Wet	11/18/2012 7:54:00 AM	11/28/2012 12:22:00 PM	Hardness as CaCO3	Total	=	218	mg/L	EPA 200.7	0.0885	0.662	WKL	
MO-SPA	2012/13-2	Wet	11/18/2012 7:54:00 AM	11/19/2012 9:46:00 PM	MBAS	n/a	=	0.58	mg/L	SM 5540 C	0.038	0.1	WKL	D
MO-SPA	2012/13-2	Wet	11/18/2012 7:54:00 AM	11/30/2012 2:56:00 PM	Phenolics	n/a	=	0.026	mg/L	EPA 420.4	0.0042	0.01	WKL	
MO-SPA	2012/13-2	Wet	11/18/2012 7:54:00 AM	11/30/2012 11:00:00 AM	Specific Conductance	n/a	=	560	µmhos/cm	SM 2510 B	0.23	2	WKL	
MO-SPA	2012/13-2	Wet	11/18/2012 7:54:00 AM	11/21/2012 11:58:00 AM	Total Dissolved Solids	n/a	=	400	mg/L	SM 2540 C	4	10	WKL	
MO-SPA	2012/13-2	Wet	11/18/2012 7:54:00 AM	11/26/2012 10:48:00 AM	Total Organic Carbon	n/a	=	43	mg/L	SM 5310 C	0.18	6	WKL	D
MO-SPA	2012/13-2	Wet	11/18/2012 7:54:00 AM	11/20/2012 7:20:00 PM	Total Suspended Solids	n/a	=	110	mg/L	SM 2540 D	5	5	WKL	
MO-SPA	2012/13-2	Wet	11/18/2012 7:54:00 AM	11/19/2012 10:13:00 PM	Turbidity	n/a	=	56	NTU	EPA 180.1	0.024	0.1	WKL	
MO-SPA	2012/13-2	Wet	11/18/2012 7:54:00 AM	11/20/2012 7:20:00 PM	Volatile Suspended Solids	n/a	=	27	mg/L	EPA 160.4	3.1	5	WKL	
MO-SPA	2012/13-2	Wet	11/18/2012 7:54:00 AM	12/3/2012 5:59:00 PM	Aluminum	Dissolved	=	19	µg/L	EPA 200.8	0.61	5	WKL	
MO-SPA	2012/13-2	Wet	11/18/2012 7:54:00 AM	12/3/2012 6:07:00 PM	Aluminum	Total	=	5500	µg/L	EPA 200.8	0.61	5	WKL	
MO-SPA	2012/13-2	Wet	11/18/2012 7:54:00 AM	12/3/2012 5:59:00 PM	Antimony	Dissolved	=	1	µg/L	EPA 200.8	0.04	0.5	WKL	

Appendix G
Laboratory Environmental Analysis Results

Site ID	Event	Event Type	Sample Date	Analysis Date	Constituent	Fraction	Sign	Result	Units	Method	MDL	Reporting Limit	Analyzing Laboratory	Qualifier
MO-SPA	2012/13-2	Wet	11/18/2012 7:54:00 AM	12/3/2012 6:07:00 PM	Antimony	Total	=	2.7	µg/L	EPA 200.8	0.04	0.5	WKL	
MO-SPA	2012/13-2	Wet	11/18/2012 7:54:00 AM	12/3/2012 5:59:00 PM	Arsenic	Dissolved	=	1.2	µg/L	EPA 200.8	0.036	0.4	WKL	
MO-SPA	2012/13-2	Wet	11/18/2012 7:54:00 AM	12/3/2012 6:07:00 PM	Arsenic	Total	=	3.5	µg/L	EPA 200.8	0.036	0.4	WKL	
MO-SPA	2012/13-2	Wet	11/18/2012 7:54:00 AM	12/3/2012 5:59:00 PM	Beryllium	Dissolved	<	0.088	µg/L	EPA 200.8	0.088	0.1	WKL	
MO-SPA	2012/13-2	Wet	11/18/2012 7:54:00 AM	12/3/2012 6:07:00 PM	Beryllium	Total	=	0.25	µg/L	EPA 200.8	0.088	0.1	WKL	
MO-SPA	2012/13-2	Wet	11/18/2012 7:54:00 AM	12/3/2012 5:59:00 PM	Cadmium	Dissolved	DNQ	0.05	µg/L	EPA 200.8	0.02	0.1	WKL	
MO-SPA	2012/13-2	Wet	11/18/2012 7:54:00 AM	12/3/2012 6:07:00 PM	Cadmium	Total	=	1.5	µg/L	EPA 200.8	0.02	0.1	WKL	
MO-SPA	2012/13-2	Wet	11/18/2012 7:54:00 AM	12/3/2012 5:59:00 PM	Chromium	Dissolved	=	1.1	µg/L	EPA 200.8	0.074	0.2	WKL	
MO-SPA	2012/13-2	Wet	11/18/2012 7:54:00 AM	12/3/2012 6:07:00 PM	Chromium	Total	=	14	µg/L	EPA 200.8	0.074	0.2	WKL	
MO-SPA	2012/13-2	Wet	11/18/2012 7:54:00 AM	12/3/2012 7:33:00 PM	Chromium VI	n/a	=	0.77	µg/L	EPA 218.6	0.0059	0.3	WKL	
MO-SPA	2012/13-2	Wet	11/18/2012 7:54:00 AM	12/3/2012 5:59:00 PM	Copper	Dissolved	=	8	µg/L	EPA 200.8	0.27	0.5	WKL	
MO-SPA	2012/13-2	Wet	11/18/2012 7:54:00 AM	12/3/2012 6:07:00 PM	Copper	Total	=	77	µg/L	EPA 200.8	0.27	0.5	WKL	
MO-SPA	2012/13-2	Wet	11/18/2012 7:54:00 AM	11/28/2012 12:20:00 PM	Iron	Dissolved	=	700	µg/L	EPA 200.7	1.1	10	WKL	
MO-SPA	2012/13-2	Wet	11/18/2012 7:54:00 AM	11/28/2012 12:22:00 PM	Iron	Total	=	10000	µg/L	EPA 200.7	1.1	10	WKL	GB
MO-SPA	2012/13-2	Wet	11/18/2012 7:54:00 AM	12/3/2012 5:59:00 PM	Lead	Dissolved	=	0.78	µg/L	EPA 200.8	0.011	0.2	WKL	
MO-SPA	2012/13-2	Wet	11/18/2012 7:54:00 AM	12/3/2012 6:07:00 PM	Lead	Total	=	54	µg/L	EPA 200.8	0.011	0.2	WKL	
MO-SPA	2012/13-2	Wet	11/18/2012 7:54:00 AM	12/14/2012 5:41:00 PM	Mercury	Dissolved	DNQ	18	ng/L	EPA 245.1	3.9	50	WKL	
MO-SPA	2012/13-2	Wet	11/18/2012 7:54:00 AM	12/14/2012 5:41:00 PM	Mercury	Total	=	91	ng/L	EPA 245.1	3.9	50	WKL	
MO-SPA	2012/13-2	Wet	11/18/2012 7:54:00 AM	12/3/2012 5:59:00 PM	Nickel	Dissolved	=	8	µg/L	EPA 200.8	0.13	0.8	WKL	
MO-SPA	2012/13-2	Wet	11/18/2012 7:54:00 AM	12/3/2012 6:07:00 PM	Nickel	Total	=	23	µg/L	EPA 200.8	0.13	0.8	WKL	
MO-SPA	2012/13-2	Wet	11/18/2012 7:54:00 AM	12/3/2012 5:59:00 PM	Selenium	Dissolved	=	0.67	µg/L	EPA 200.8	0.28	0.4	WKL	
MO-SPA	2012/13-2	Wet	11/18/2012 7:54:00 AM	12/3/2012 6:07:00 PM	Selenium	Total	=	1.4	µg/L	EPA 200.8	0.28	0.4	WKL	
MO-SPA	2012/13-2	Wet	11/18/2012 7:54:00 AM	12/3/2012 5:59:00 PM	Silver	Dissolved	<	0.027	µg/L	EPA 200.8	0.027	0.2	WKL	
MO-SPA	2012/13-2	Wet	11/18/2012 7:54:00 AM	12/3/2012 6:07:00 PM	Silver	Total	=	0.26	µg/L	EPA 200.8	0.027	0.2	WKL	
MO-SPA	2012/13-2	Wet	11/18/2012 7:54:00 AM	12/3/2012 5:59:00 PM	Thallium	Dissolved	<	0.009	µg/L	EPA 200.8	0.009	0.2	WKL	
MO-SPA	2012/13-2	Wet	11/18/2012 7:54:00 AM	12/3/2012 6:07:00 PM	Thallium	Total	DNQ	0.15	µg/L	EPA 200.8	0.009	0.2	WKL	
MO-SPA	2012/13-2	Wet	11/18/2012 7:54:00 AM	12/3/2012 5:59:00 PM	Zinc	Dissolved	=	28	µg/L	EPA 200.8	1.1	5	WKL	
MO-SPA	2012/13-2	Wet	11/18/2012 7:54:00 AM	12/3/2012 6:07:00 PM	Zinc	Total	=	520	µg/L	EPA 200.8	1.1	5	WKL	
MO-SPA	2012/13-2	Wet	11/18/2012 7:54:00 AM	12/5/2012 5:42:00 PM	Ammonia as N	n/a	=	1.9	mg/L	EPA 350.1	0.048	0.1	WKL	
MO-SPA	2012/13-2	Wet	11/18/2012 7:54:00 AM	11/19/2012 7:02:00 PM	Nitrate + Nitrite as N	n/a	=	2.3	mg/L	EPA 353.2	0.01	0.1	WKL	
MO-SPA	2012/13-2	Wet	11/18/2012 7:54:00 AM	12/14/2012 12:39:00 PM	Phosphorus as P	Dissolved	=	0.5	mg/L	EPA 365.1	0.007	0.05	WKL	DG
MO-SPA	2012/13-2	Wet	11/18/2012 7:54:00 AM	12/14/2012 11:33:00 AM	Phosphorus as P	Total	=	3	mg/L	EPA 365.1	0.07	0.5	WKL	DG
MO-SPA	2012/13-2	Wet	11/18/2012 7:54:00 AM	11/28/2012 4:20:00 PM	TKN	n/a	=	11	mg/L	EPA 351.2	0.37	0.5	WKL	D
MO-SPA	2012/13-2	Wet	11/18/2012 7:54:00 AM	11/28/2012 2:06:00 AM	1,2,4-Trichlorobenzene	n/a	<	2.2	µg/L	EPA 625	2.2	4	WKL	D, DF
MO-SPA	2012/13-2	Wet	11/18/2012 7:54:00 AM	11/28/2012 2:06:00 AM	1,2-Dichlorobenzene	n/a	<	2.3	µg/L	EPA 625	2.3	4	WKL	D, DF
MO-SPA	2012/13-2	Wet	11/18/2012 7:54:00 AM	11/28/2012 2:06:00 AM	1,2-Diphenylhydrazine	n/a	<	1	µg/L	EPA 625	1	4	WKL	D, DF
MO-SPA	2012/13-2	Wet	11/18/2012 7:54:00 AM	11/28/2012 2:06:00 AM	1,3-Dichlorobenzene	n/a	<	2.1	µg/L	EPA 625	2.1	4	WKL	D, DF
MO-SPA	2012/13-2	Wet	11/18/2012 7:54:00 AM	11/28/2012 2:06:00 AM	1,4-Dichlorobenzene	n/a	<	2.2	µg/L	EPA 625	2.2	4	WKL	D, DF
MO-SPA	2012/13-2	Wet	11/18/2012 7:54:00 AM	11/29/2012 3:35:00 AM	1-Methylnaphthalene	n/a	<	0.1	µg/L	EPA 8270Cm	0.1	0.1	WKL	
MO-SPA	2012/13-2	Wet	11/18/2012 7:54:00 AM	11/29/2012 8:02:00 PM	2,4,5-Trichlorophenol	n/a	<	0.29	µg/L	EPA 8270Cm	0.29	1	WKL	
MO-SPA	2012/13-2	Wet	11/18/2012 7:54:00 AM	11/29/2012 8:02:00 PM	2,4,6-Trichlorophenol	n/a	<	0.3	µg/L	EPA 8270Cm	0.3	1	WKL	EUM
MO-SPA	2012/13-2	Wet	11/18/2012 7:54:00 AM	11/29/2012 8:02:00 PM	2,4-Dichlorophenol	n/a	<	0.51	µg/L	EPA 8270Cm	0.51	1	WKL	
MO-SPA	2012/13-2	Wet	11/18/2012 7:54:00 AM	11/29/2012 8:02:00 PM	2,4-Dimethylphenol	n/a	<	1	µg/L	EPA 8270Cm	1	2	WKL	
MO-SPA	2012/13-2	Wet	11/18/2012 7:54:00 AM	11/29/2012 8:02:00 PM	2,4-Dinitrophenol	n/a	DNQ	1.3	µg/L	EPA 8270Cm	1	2	WKL	
MO-SPA	2012/13-2	Wet	11/18/2012 7:54:00 AM	11/28/2012 2:06:00 AM	2,4-Dinitrotoluene	n/a	<	0.72	µg/L	EPA 625	0.72	4	WKL	D, DF
MO-SPA	2012/13-2	Wet	11/18/2012 7:54:00 AM	11/28/2012 2:06:00 AM	2,6-Dinitrotoluene	n/a	<	1.1	µg/L	EPA 625	1.1	4	WKL	D, DF
MO-SPA	2012/13-2	Wet	11/18/2012 7:54:00 AM	11/28/2012 2:06:00 AM	2-Chloronaphthalene	n/a	<	1.8	µg/L	EPA 625	1.8	4	WKL	D, DF
MO-SPA	2012/13-2	Wet	11/18/2012 7:54:00 AM	11/29/2012 8:02:00 PM	2-Chlorophenol	n/a	<	0.65	µg/L	EPA 8270Cm	0.65	1	WKL	EUM

Appendix G
Laboratory Environmental Analysis Results

Site ID	Event	Event Type	Sample Date	Analysis Date	Constituent	Fraction	Sign	Result	Units	Method	MDL	Reporting Limit	Analyzing Laboratory	Qualifier
MO-SPA	2012/13-2	Wet	11/18/2012 7:54:00 AM	11/29/2012 3:35:00 AM	2-Methylnaphthalene	n/a	<	0.1	µg/L	EPA 8270Cm	0.1	0.1	WKL	
MO-SPA	2012/13-2	Wet	11/18/2012 7:54:00 AM	11/29/2012 8:02:00 PM	2-Methylphenol	n/a	<	0.34	µg/L	EPA 8270Cm	0.34	1	WKL	
MO-SPA	2012/13-2	Wet	11/18/2012 7:54:00 AM	11/29/2012 8:02:00 PM	2-Nitrophenol	n/a	<	0.71	µg/L	EPA 8270Cm	0.71	1	WKL	
MO-SPA	2012/13-2	Wet	11/18/2012 7:54:00 AM	11/28/2012 2:06:00 AM	3,3'-Dichlorobenzidine	n/a	<	4.8	µg/L	EPA 625	4.8	20	WKL	D, DF
MO-SPA	2012/13-2	Wet	11/18/2012 7:54:00 AM	11/29/2012 8:02:00 PM	3-/4-Methylphenol	n/a	<	0.3	µg/L	EPA 8270Cm	0.3	1	WKL	
MO-SPA	2012/13-2	Wet	11/18/2012 7:54:00 AM	11/29/2012 8:02:00 PM	4,6-Dinitro-2-methylphenol	n/a	<	0.14	µg/L	EPA 8270Cm	0.14	1	WKL	
MO-SPA	2012/13-2	Wet	11/18/2012 7:54:00 AM	11/28/2012 2:06:00 AM	4-Bromophenyl phenyl ether	n/a	<	1.4	µg/L	EPA 625	1.4	4	WKL	D, DF
MO-SPA	2012/13-2	Wet	11/18/2012 7:54:00 AM	11/29/2012 8:02:00 PM	4-Chloro-3-methylphenol	n/a	<	0.37	µg/L	EPA 8270Cm	0.37	1	WKL	
MO-SPA	2012/13-2	Wet	11/18/2012 7:54:00 AM	11/28/2012 2:06:00 AM	4-Chlorophenyl phenyl ether	n/a	<	1.6	µg/L	EPA 625	1.6	4	WKL	D, DF
MO-SPA	2012/13-2	Wet	11/18/2012 7:54:00 AM	11/29/2012 8:02:00 PM	4-Nitrophenol	n/a	<	1	µg/L	EPA 8270Cm	1	2	WKL	
MO-SPA	2012/13-2	Wet	11/18/2012 7:54:00 AM	11/29/2012 3:35:00 AM	Acenaphthene	n/a	<	0.1	µg/L	EPA 8270Cm	0.1	0.1	WKL	EUM
MO-SPA	2012/13-2	Wet	11/18/2012 7:54:00 AM	11/29/2012 3:35:00 AM	Acenaphthylene	n/a	<	0.1	µg/L	EPA 8270Cm	0.1	0.1	WKL	
MO-SPA	2012/13-2	Wet	11/18/2012 7:54:00 AM	11/29/2012 3:35:00 AM	Anthracene	n/a	<	0.1	µg/L	EPA 8270Cm	0.1	0.1	WKL	
MO-SPA	2012/13-2	Wet	11/18/2012 7:54:00 AM	11/29/2012 3:35:00 AM	Benz(a)anthracene	n/a	<	0.1	µg/L	EPA 8270Cm	0.1	0.1	WKL	
MO-SPA	2012/13-2	Wet	11/18/2012 7:54:00 AM	11/28/2012 2:06:00 AM	Benzidine	n/a	<	15	µg/L	EPA 625	15	40	WKL	D, DF
MO-SPA	2012/13-2	Wet	11/18/2012 7:54:00 AM	12/4/2012 6:21:00 AM	Benzo(a)pyrene	n/a	<	0.07	µg/L	EPA 525.2	0.07	0.1	WKL	
MO-SPA	2012/13-2	Wet	11/18/2012 7:54:00 AM	11/29/2012 3:35:00 AM	Benzo(b)fluoranthene	n/a	<	0.1	µg/L	EPA 8270Cm	0.1	0.1	WKL	
MO-SPA	2012/13-2	Wet	11/18/2012 7:54:00 AM	11/29/2012 3:35:00 AM	Benzo(g,h,i)perylene	n/a	<	0.1	µg/L	EPA 8270Cm	0.1	0.1	WKL	
MO-SPA	2012/13-2	Wet	11/18/2012 7:54:00 AM	11/29/2012 3:35:00 AM	Benzo(k)fluoranthene	n/a	<	0.1	µg/L	EPA 8270Cm	0.1	0.1	WKL	
MO-SPA	2012/13-2	Wet	11/18/2012 7:54:00 AM	11/28/2012 2:06:00 AM	Bis(2-chloroethoxy)methane	n/a	<	1	µg/L	EPA 625	1	4	WKL	D, DF
MO-SPA	2012/13-2	Wet	11/18/2012 7:54:00 AM	11/28/2012 2:06:00 AM	Bis(2-chloroethyl)ether	n/a	<	1.1	µg/L	EPA 625	1.1	4	WKL	D, DF
MO-SPA	2012/13-2	Wet	11/18/2012 7:54:00 AM	11/28/2012 2:06:00 AM	Bis(2-chloroisopropyl)ether	n/a	<	1.5	µg/L	EPA 625	1.5	4	WKL	D, DF
MO-SPA	2012/13-2	Wet	11/18/2012 7:54:00 AM	12/4/2012 6:21:00 AM	Bis(2-ethylhexyl)adipate	n/a	<	0.1	µg/L	EPA 525.2	0.1	5	WKL	
MO-SPA	2012/13-2	Wet	11/18/2012 7:54:00 AM	12/4/2012 6:21:00 AM	Bis(2-ethylhexyl)phthalate	n/a	DNQ	1.6	µg/L	EPA 525.2	1.1	3	WKL	
MO-SPA	2012/13-2	Wet	11/18/2012 7:54:00 AM	11/28/2012 2:06:00 AM	Butyl benzyl phthalate	n/a	<	0.72	µg/L	EPA 625	0.72	4	WKL	D, DF
MO-SPA	2012/13-2	Wet	11/18/2012 7:54:00 AM	11/29/2012 3:35:00 AM	Chrysene	n/a	<	0.1	µg/L	EPA 8270Cm	0.1	0.1	WKL	
MO-SPA	2012/13-2	Wet	11/18/2012 7:54:00 AM	11/29/2012 3:35:00 AM	Dibenz(a,h)anthracene	n/a	<	0.1	µg/L	EPA 8270Cm	0.1	0.1	WKL	
MO-SPA	2012/13-2	Wet	11/18/2012 7:54:00 AM	11/28/2012 2:06:00 AM	Diethyl phthalate	n/a	DNQ	0.99	µg/L	EPA 625	0.6	4	WKL	D, DF
MO-SPA	2012/13-2	Wet	11/18/2012 7:54:00 AM	11/28/2012 2:06:00 AM	Dimethyl phthalate	n/a	<	0.72	µg/L	EPA 625	0.72	4	WKL	D, DF
MO-SPA	2012/13-2	Wet	11/18/2012 7:54:00 AM	11/28/2012 2:06:00 AM	Di-n-butylphthalate	n/a	<	0.96	µg/L	EPA 625	0.96	4	WKL	D, DF
MO-SPA	2012/13-2	Wet	11/18/2012 7:54:00 AM	11/28/2012 2:06:00 AM	Di-n-octylphthalate	n/a	<	0.76	µg/L	EPA 625	0.76	4	WKL	D, DF
MO-SPA	2012/13-2	Wet	11/18/2012 7:54:00 AM	11/29/2012 3:35:00 AM	Fluoranthene	n/a	<	0.1	µg/L	EPA 8270Cm	0.1	0.1	WKL	
MO-SPA	2012/13-2	Wet	11/18/2012 7:54:00 AM	11/29/2012 3:35:00 AM	Fluorene	n/a	<	0.1	µg/L	EPA 8270Cm	0.1	0.1	WKL	EUM
MO-SPA	2012/13-2	Wet	11/18/2012 7:54:00 AM	11/28/2012 2:06:00 AM	Hexachlorobenzene	n/a	<	2	µg/L	EPA 625	2	4	WKL	D, DF
MO-SPA	2012/13-2	Wet	11/18/2012 7:54:00 AM	11/28/2012 2:06:00 AM	Hexachlorobutadiene	n/a	<	1.9	µg/L	EPA 625	1.9	4	WKL	D, DF
MO-SPA	2012/13-2	Wet	11/18/2012 7:54:00 AM	11/28/2012 2:06:00 AM	Hexachlorocyclopentadiene	n/a	<	5.8	µg/L	EPA 625	5.8	20	WKL	D, DF
MO-SPA	2012/13-2	Wet	11/18/2012 7:54:00 AM	11/28/2012 2:06:00 AM	Hexachloroethane	n/a	<	2.1	µg/L	EPA 625	2.1	4	WKL	D, DF
MO-SPA	2012/13-2	Wet	11/18/2012 7:54:00 AM	11/29/2012 3:35:00 AM	Indeno(1,2,3-cd)pyrene	n/a	<	0.1	µg/L	EPA 8270Cm	0.1	0.1	WKL	
MO-SPA	2012/13-2	Wet	11/18/2012 7:54:00 AM	11/28/2012 2:06:00 AM	Isophorone	n/a	<	0.84	µg/L	EPA 625	0.84	4	WKL	D, DF
MO-SPA	2012/13-2	Wet	11/18/2012 7:54:00 AM	11/29/2012 3:35:00 AM	Naphthalene	n/a	<	0.1	µg/L	EPA 8270Cm	0.1	0.1	WKL	
MO-SPA	2012/13-2	Wet	11/18/2012 7:54:00 AM	11/28/2012 2:06:00 AM	Nitrobenzene	n/a	<	1.4	µg/L	EPA 625	1.4	4	WKL	D, DF
MO-SPA	2012/13-2	Wet	11/18/2012 7:54:00 AM	11/28/2012 2:06:00 AM	N-Nitrosodimethylamine	n/a	<	0.56	µg/L	EPA 625	0.56	4	WKL	D, DF, EUM
MO-SPA	2012/13-2	Wet	11/18/2012 7:54:00 AM	11/28/2012 2:06:00 AM	N-Nitrosodi-N-propylamine	n/a	<	1	µg/L	EPA 625	1	4	WKL	D, DF
MO-SPA	2012/13-2	Wet	11/18/2012 7:54:00 AM	11/28/2012 2:06:00 AM	N-Nitrosodiphenylamine	n/a	<	0.76	µg/L	EPA 625	0.76	4	WKL	D, DF
MO-SPA	2012/13-2	Wet	11/18/2012 7:54:00 AM	11/29/2012 3:35:00 AM	Phenanthrene	n/a	<	0.1	µg/L	EPA 8270Cm	0.1	0.1	WKL	EUM
MO-SPA	2012/13-2	Wet	11/18/2012 7:54:00 AM	11/29/2012 8:02:00 PM	Phenol	n/a	<	0.35	µg/L	EPA 8270Cm	0.35	1	WKL	
MO-SPA	2012/13-2	Wet	11/18/2012 7:54:00 AM	11/29/2012 3:35:00 AM	Pyrene	n/a	<	0.1	µg/L	EPA 8270Cm	0.1	0.1	WKL	EUM
MO-SPA	2012/13-2	Wet	11/18/2012 7:54:00 AM	11/28/2012 4:10:00 AM	PCB Aroclor 1016	n/a	<	0.05	µg/L	EPA 608	0.05	0.5	WKL	

Appendix G
Laboratory Environmental Analysis Results

Site ID	Event	Event Type	Sample Date	Analysis Date	Constituent	Fraction	Sign	Result	Units	Method	MDL	Reporting Limit	Analyzing Laboratory	Qualifier
MO-SPA	2012/13-2	Wet	11/18/2012 7:54:00 AM	11/28/2012 4:10:00 AM	PCB Aroclor 1221	n/a	<	0.06	µg/L	EPA 608	0.06	0.5	WKL	
MO-SPA	2012/13-2	Wet	11/18/2012 7:54:00 AM	11/28/2012 4:10:00 AM	PCB Aroclor 1232	n/a	<	0.15	µg/L	EPA 608	0.15	0.5	WKL	
MO-SPA	2012/13-2	Wet	11/18/2012 7:54:00 AM	11/28/2012 4:10:00 AM	PCB Aroclor 1242	n/a	<	0.07	µg/L	EPA 608	0.07	0.5	WKL	
MO-SPA	2012/13-2	Wet	11/18/2012 7:54:00 AM	11/28/2012 4:10:00 AM	PCB Aroclor 1248	n/a	<	0.06	µg/L	EPA 608	0.06	0.5	WKL	
MO-SPA	2012/13-2	Wet	11/18/2012 7:54:00 AM	11/28/2012 4:10:00 AM	PCB Aroclor 1254	n/a	<	0.04	µg/L	EPA 608	0.04	0.5	WKL	
MO-SPA	2012/13-2	Wet	11/18/2012 7:54:00 AM	11/28/2012 4:10:00 AM	PCB Aroclor 1260	n/a	<	0.04	µg/L	EPA 608	0.04	0.5	WKL	
MO-SPA	2012/13-2	Wet	11/18/2012 7:54:00 AM	12/2/2012 12:28:00 AM	2,4,5-T	n/a	<	0.07	µg/L	EPA 515.3	0.07	0.2	WKL	
MO-SPA	2012/13-2	Wet	11/18/2012 7:54:00 AM	12/2/2012 12:28:00 AM	2,4,5-TP	n/a	<	0.09	µg/L	EPA 515.3	0.09	0.2	WKL	
MO-SPA	2012/13-2	Wet	11/18/2012 7:54:00 AM	12/2/2012 12:28:00 AM	2,4-D	n/a	<	0.07	µg/L	EPA 515.3	0.07	0.4	WKL	
MO-SPA	2012/13-2	Wet	11/18/2012 7:54:00 AM	12/2/2012 12:28:00 AM	2,4-DB	n/a	<	0.07	µg/L	EPA 515.3	0.07	2	WKL	
MO-SPA	2012/13-2	Wet	11/18/2012 7:54:00 AM	12/2/2012 12:28:00 AM	3,5-Dichlorobenzoic acid	n/a	<	0.09	µg/L	EPA 515.3	0.09	1	WKL	
MO-SPA	2012/13-2	Wet	11/18/2012 7:54:00 AM	11/28/2012 4:10:00 AM	4,4'-DDD	n/a	<	0.003	µg/L	EPA 608	0.003	0.05	WKL	
MO-SPA	2012/13-2	Wet	11/18/2012 7:54:00 AM	11/28/2012 4:10:00 AM	4,4'-DDE	n/a	<	0.0025	µg/L	EPA 608	0.0025	0.05	WKL	
MO-SPA	2012/13-2	Wet	11/18/2012 7:54:00 AM	11/28/2012 4:10:00 AM	4,4'-DDT	n/a	<	0.0031	µg/L	EPA 608	0.0031	0.01	WKL	
MO-SPA	2012/13-2	Wet	11/18/2012 7:54:00 AM	12/2/2012 12:28:00 AM	Acifluorfen	n/a	<	0.06	µg/L	EPA 515.3	0.06	0.4	WKL	
MO-SPA	2012/13-2	Wet	11/18/2012 7:54:00 AM	12/4/2012 6:21:00 AM	Alachlor	n/a	<	0.022	µg/L	EPA 525.2	0.022	0.1	WKL	
MO-SPA	2012/13-2	Wet	11/18/2012 7:54:00 AM	11/28/2012 4:10:00 AM	Aldrin	n/a	<	0.0015	µg/L	EPA 608	0.0015	0.005	WKL	
MO-SPA	2012/13-2	Wet	11/18/2012 7:54:00 AM	11/28/2012 4:10:00 AM	alpha-BHC	n/a	<	0.0018	µg/L	EPA 608	0.0018	0.01	WKL	
MO-SPA	2012/13-2	Wet	11/18/2012 7:54:00 AM	11/28/2012 4:10:00 AM	alpha-Chlordane	n/a	<	0.0041	µg/L	EPA 608	0.0041	0.01	WKL	
MO-SPA	2012/13-2	Wet	11/18/2012 7:54:00 AM	12/4/2012 6:21:00 AM	Atrazine	n/a	<	0.034	µg/L	EPA 525.2	0.034	0.1	WKL	
MO-SPA	2012/13-2	Wet	11/18/2012 7:54:00 AM	12/13/2012 2:49:00 PM	Azinphos methyl	n/a	<	0.0055	µg/L	EPA 525.2	0.0055	0.01	WKL	EUM
MO-SPA	2012/13-2	Wet	11/18/2012 7:54:00 AM	12/2/2012 12:28:00 AM	Bentazon	n/a	<	0.11	µg/L	EPA 515.3	0.11	2	WKL	
MO-SPA	2012/13-2	Wet	11/18/2012 7:54:00 AM	11/28/2012 4:10:00 AM	beta-BHC	n/a	<	0.0031	µg/L	EPA 608	0.0031	0.005	WKL	
MO-SPA	2012/13-2	Wet	11/18/2012 7:54:00 AM	12/13/2012 2:49:00 PM	Bolstar	n/a	DNQ	0.0051	µg/L	EPA 525.2	0.0046	0.01	WKL	
MO-SPA	2012/13-2	Wet	11/18/2012 7:54:00 AM	12/4/2012 6:21:00 AM	Bromacil	n/a	<	0.038	µg/L	EPA 525.2	0.038	1	WKL	
MO-SPA	2012/13-2	Wet	11/18/2012 7:54:00 AM	12/4/2012 6:21:00 AM	Butachlor	n/a	<	0.017	µg/L	EPA 525.2	0.017	0.2	WKL	
MO-SPA	2012/13-2	Wet	11/18/2012 7:54:00 AM	12/4/2012 6:21:00 AM	Captan	n/a	<	0.86	µg/L	EPA 525.2	0.86	1	WKL	
MO-SPA	2012/13-2	Wet	11/18/2012 7:54:00 AM	11/28/2012 4:10:00 AM	Chlordane (technical)	n/a	<	0.08	µg/L	EPA 608	0.08	0.1	WKL	
MO-SPA	2012/13-2	Wet	11/18/2012 7:54:00 AM	12/4/2012 6:21:00 AM	Chloropropham	n/a	<	0.01	µg/L	EPA 525.2	0.01	0.1	WKL	
MO-SPA	2012/13-2	Wet	11/18/2012 7:54:00 AM	12/13/2012 2:49:00 PM	Chlorpyrifos	n/a	=	0.042	µg/L	EPA 525.2	0.0069	0.01	WKL	
MO-SPA	2012/13-2	Wet	11/18/2012 7:54:00 AM	12/13/2012 2:49:00 PM	Coumaphos	n/a	<	0.0051	µg/L	EPA 525.2	0.0051	0.01	WKL	
MO-SPA	2012/13-2	Wet	11/18/2012 7:54:00 AM	12/4/2012 6:21:00 AM	Cyanazine	n/a	<	0.024	µg/L	EPA 525.2	0.024	0.1	WKL	
MO-SPA	2012/13-2	Wet	11/18/2012 7:54:00 AM	12/2/2012 12:28:00 AM	Dalapon	n/a	<	0.1	µg/L	EPA 515.3	0.1	0.4	WKL	
MO-SPA	2012/13-2	Wet	11/18/2012 7:54:00 AM	12/2/2012 12:28:00 AM	DCPA (Dacthal)	n/a	<	0.07	µg/L	EPA 515.3	0.07	0.1	WKL	
MO-SPA	2012/13-2	Wet	11/18/2012 7:54:00 AM	11/28/2012 4:10:00 AM	delta-BHC	n/a	<	0.0025	µg/L	EPA 608	0.0025	0.005	WKL	
MO-SPA	2012/13-2	Wet	11/18/2012 7:54:00 AM	12/13/2012 2:49:00 PM	Demeton-O	n/a	<	0.01	µg/L	EPA 525.2	0.01	0.01	WKL	
MO-SPA	2012/13-2	Wet	11/18/2012 7:54:00 AM	12/13/2012 2:49:00 PM	Demeton-S	n/a	<	0.01	µg/L	EPA 525.2	0.01	0.01	WKL	
MO-SPA	2012/13-2	Wet	11/18/2012 7:54:00 AM	12/13/2012 2:49:00 PM	Diazinon	n/a	<	0.0052	µg/L	EPA 525.2	0.0052	0.01	WKL	
MO-SPA	2012/13-2	Wet	11/18/2012 7:54:00 AM	12/2/2012 12:28:00 AM	Dicamba	n/a	<	0.12	µg/L	EPA 515.3	0.12	0.6	WKL	
MO-SPA	2012/13-2	Wet	11/18/2012 7:54:00 AM	12/2/2012 12:28:00 AM	Dichlorprop	n/a	<	0.08	µg/L	EPA 515.3	0.08	0.3	WKL	
MO-SPA	2012/13-2	Wet	11/18/2012 7:54:00 AM	12/13/2012 2:49:00 PM	Dichlorvos	n/a	<	0.0029	µg/L	EPA 525.2	0.0029	0.01	WKL	
MO-SPA	2012/13-2	Wet	11/18/2012 7:54:00 AM	11/28/2012 4:10:00 AM	Dieldrin	n/a	<	0.0021	µg/L	EPA 608	0.0021	0.01	WKL	
MO-SPA	2012/13-2	Wet	11/18/2012 7:54:00 AM	12/13/2012 2:49:00 PM	Dimethoate	n/a	<	0.0062	µg/L	EPA 525.2	0.0062	0.01	WKL	
MO-SPA	2012/13-2	Wet	11/18/2012 7:54:00 AM	12/2/2012 12:28:00 AM	Dinoseb	n/a	<	0.14	µg/L	EPA 515.3	0.14	0.4	WKL	
MO-SPA	2012/13-2	Wet	11/18/2012 7:54:00 AM	12/4/2012 6:21:00 AM	Diphenamid	n/a	<	0.024	µg/L	EPA 525.2	0.024	0.1	WKL	
MO-SPA	2012/13-2	Wet	11/18/2012 7:54:00 AM	12/13/2012 2:49:00 PM	Disulfoton	n/a	<	0.01	µg/L	EPA 525.2	0.01	0.01	WKL	
MO-SPA	2012/13-2	Wet	11/18/2012 7:54:00 AM	11/28/2012 4:10:00 AM	Endosulfan I	n/a	<	0.0017	µg/L	EPA 608	0.0017	0.02	WKL	
MO-SPA	2012/13-2	Wet	11/18/2012 7:54:00 AM	11/28/2012 4:10:00 AM	Endosulfan II	n/a	<	0.0019	µg/L	EPA 608	0.0019	0.01	WKL	

Appendix G
Laboratory Environmental Analysis Results

Site ID	Event	Event Type	Sample Date	Analysis Date	Constituent	Fraction	Sign	Result	Units	Method	MDL	Reporting Limit	Analyzing Laboratory	Qualifier
MO-SPA	2012/13-2	Wet	11/18/2012 7:54:00 AM	11/28/2012 4:10:00 AM	Endosulfan sulfate	n/a	<	0.008	µg/L	EPA 608	0.008	0.05	WKL	
MO-SPA	2012/13-2	Wet	11/18/2012 7:54:00 AM	11/28/2012 4:10:00 AM	Endrin	n/a	<	0.0028	µg/L	EPA 608	0.0028	0.01	WKL	
MO-SPA	2012/13-2	Wet	11/18/2012 7:54:00 AM	11/28/2012 4:10:00 AM	Endrin aldehyde	n/a	<	0.003	µg/L	EPA 608	0.003	0.01	WKL	
MO-SPA	2012/13-2	Wet	11/18/2012 7:54:00 AM	12/4/2012 6:21:00 AM	EPTC	n/a	<	0.017	µg/L	EPA 525.2	0.017	1	WKL	
MO-SPA	2012/13-2	Wet	11/18/2012 7:54:00 AM	12/13/2012 2:49:00 PM	Ethoprop	n/a	<	0.0067	µg/L	EPA 525.2	0.0067	0.01	WKL	
MO-SPA	2012/13-2	Wet	11/18/2012 7:54:00 AM	12/13/2012 2:49:00 PM	Ethyl parathion	n/a	<	0.0054	µg/L	EPA 525.2	0.0054	0.01	WKL	
MO-SPA	2012/13-2	Wet	11/18/2012 7:54:00 AM	12/13/2012 2:49:00 PM	Fensulfothion	n/a	<	0.0029	µg/L	EPA 525.2	0.0029	0.01	WKL	
MO-SPA	2012/13-2	Wet	11/18/2012 7:54:00 AM	12/13/2012 2:49:00 PM	Fenthion	n/a	<	0.0038	µg/L	EPA 525.2	0.0038	0.01	WKL	
MO-SPA	2012/13-2	Wet	11/18/2012 7:54:00 AM	11/28/2012 4:10:00 AM	gamma-BHC (Lindane)	n/a	<	0.0021	µg/L	EPA 608	0.0021	0.02	WKL	
MO-SPA	2012/13-2	Wet	11/18/2012 7:54:00 AM	11/28/2012 4:10:00 AM	gamma-Chlordane	n/a	<	0.0044	µg/L	EPA 608	0.0044	0.01	WKL	
MO-SPA	2012/13-2	Wet	11/18/2012 7:54:00 AM	11/28/2012 6:40:00 PM	Glyphosate	n/a	=	22	µg/L	EPA 547	1.8	5	WKL	
MO-SPA	2012/13-2	Wet	11/18/2012 7:54:00 AM	11/28/2012 4:10:00 AM	Heptachlor	n/a	<	0.0017	µg/L	EPA 608	0.0017	0.01	WKL	
MO-SPA	2012/13-2	Wet	11/18/2012 7:54:00 AM	11/28/2012 4:10:00 AM	Heptachlor epoxide	n/a	<	0.0019	µg/L	EPA 608	0.0019	0.01	WKL	
MO-SPA	2012/13-2	Wet	11/18/2012 7:54:00 AM	12/13/2012 2:49:00 PM	Malathion	n/a	=	0.044	µg/L	EPA 525.2	0.0076	0.01	WKL	
MO-SPA	2012/13-2	Wet	11/18/2012 7:54:00 AM	12/13/2012 2:49:00 PM	Merphos	n/a	<	0.0058	µg/L	EPA 525.2	0.0058	0.01	WKL	
MO-SPA	2012/13-2	Wet	11/18/2012 7:54:00 AM	11/28/2012 4:10:00 AM	Methoxychlor	n/a	<	0.0054	µg/L	EPA 608	0.0054	0.02	WKL	
MO-SPA	2012/13-2	Wet	11/18/2012 7:54:00 AM	12/13/2012 2:49:00 PM	Methyl parathion	n/a	<	0.0063	µg/L	EPA 525.2	0.0063	0.01	WKL	
MO-SPA	2012/13-2	Wet	11/18/2012 7:54:00 AM	12/4/2012 6:21:00 AM	Metolachlor	n/a	<	0.012	µg/L	EPA 525.2	0.012	0.1	WKL	
MO-SPA	2012/13-2	Wet	11/18/2012 7:54:00 AM	12/4/2012 6:21:00 AM	Metribuzin	n/a	<	0.015	µg/L	EPA 525.2	0.015	0.1	WKL	
MO-SPA	2012/13-2	Wet	11/18/2012 7:54:00 AM	12/13/2012 2:49:00 PM	Mevinphos	n/a	<	0.0042	µg/L	EPA 525.2	0.0042	0.01	WKL	
MO-SPA	2012/13-2	Wet	11/18/2012 7:54:00 AM	12/4/2012 6:21:00 AM	Molinate	n/a	<	0.039	µg/L	EPA 525.2	0.039	0.1	WKL	
MO-SPA	2012/13-2	Wet	11/18/2012 7:54:00 AM	12/13/2012 2:49:00 PM	Naled	n/a	<	0.0076	µg/L	EPA 525.2	0.0076	0.1	WKL	
MO-SPA	2012/13-2	Wet	11/18/2012 7:54:00 AM	12/2/2012 12:28:00 AM	Pentachlorophenol	n/a	=	0.56	µg/L	EPA 515.3	0.04	0.2	WKL	
MO-SPA	2012/13-2	Wet	11/18/2012 7:54:00 AM	12/13/2012 2:49:00 PM	Phorate	n/a	<	0.003	µg/L	EPA 525.2	0.003	0.01	WKL	
MO-SPA	2012/13-2	Wet	11/18/2012 7:54:00 AM	12/2/2012 12:28:00 AM	Picloram	n/a	<	0.05	µg/L	EPA 515.3	0.05	0.6	WKL	
MO-SPA	2012/13-2	Wet	11/18/2012 7:54:00 AM	12/4/2012 6:21:00 AM	Prometon	n/a	<	0.024	µg/L	EPA 525.2	0.024	0.2	WKL	
MO-SPA	2012/13-2	Wet	11/18/2012 7:54:00 AM	12/4/2012 6:21:00 AM	Prometryn	n/a	<	0.036	µg/L	EPA 525.2	0.036	0.1	WKL	
MO-SPA	2012/13-2	Wet	11/18/2012 7:54:00 AM	12/13/2012 2:49:00 PM	Ronnel (Fenchlorphos)	n/a	<	0.0041	µg/L	EPA 525.2	0.0041	0.01	WKL	
MO-SPA	2012/13-2	Wet	11/18/2012 7:54:00 AM	12/4/2012 6:21:00 AM	Simazine	n/a	<	0.015	µg/L	EPA 525.2	0.015	0.1	WKL	
MO-SPA	2012/13-2	Wet	11/18/2012 7:54:00 AM	12/13/2012 2:49:00 PM	Stirophos (Tetrachlorvinphos)	n/a	DNQ	0.0051	µg/L	EPA 525.2	0.0031	0.01	WKL	
MO-SPA	2012/13-2	Wet	11/18/2012 7:54:00 AM	12/4/2012 6:21:00 AM	Terbacil	n/a	<	0.55	µg/L	EPA 525.2	0.55	2	WKL	
MO-SPA	2012/13-2	Wet	11/18/2012 7:54:00 AM	12/4/2012 6:21:00 AM	Thiobencarb	n/a	<	0.025	µg/L	EPA 525.2	0.025	0.2	WKL	
MO-SPA	2012/13-2	Wet	11/18/2012 7:54:00 AM	12/13/2012 2:49:00 PM	Tokuthion	n/a	<	0.0078	µg/L	EPA 525.2	0.0078	0.01	WKL	
MO-SPA	2012/13-2	Wet	11/18/2012 7:54:00 AM	11/28/2012 4:10:00 AM	Toxaphene	n/a	<	0.12	µg/L	EPA 608	0.12	0.5	WKL	
MO-SPA	2012/13-2	Wet	11/18/2012 7:54:00 AM	12/13/2012 2:49:00 PM	Trichloronate	n/a	<	0.0067	µg/L	EPA 525.2	0.0067	0.01	WKL	
MO-SPA	2012/13-2	Wet	11/18/2012 7:54:00 AM	12/4/2012 6:21:00 AM	Trithion	n/a	<	0.012	µg/L	EPA 525.2	0.012	0.1	WKL	
MO-SPA	2012/13-3	Wet	2/19/2013 8:15:00 PM	2/20/2013 6:30:00 PM	E. Coli	n/a	=	6131	MPN/100 mL	MMO-MUG	10	10	VCHCA	
MO-SPA	2012/13-3	Wet	2/19/2013 8:15:00 PM	2/22/2013 10:00:00 PM	Fecal Coliform	n/a	=	16000	MPN/100 mL	SM 9221 E	2	2	VCHCA	
MO-SPA	2012/13-3	Wet	2/19/2013 8:15:00 PM	2/20/2013 6:30:00 PM	Total Coliform	n/a	=	816400	MPN/100 mL	MMO-MUG	1000	1000	VCHCA	
MO-SPA	2012/13-3	Wet	2/19/2013 8:15:00 PM	2/19/2013 8:15:00 PM	Conductivity	n/a	=	149.8	µmhos/cm	Field Meter	-88	1	Field Crew	
MO-SPA	2012/13-3	Wet	2/19/2013 8:15:00 PM	3/8/2013 9:36:00 PM	Cyanide	Total	<	0.0027	mg/L	EPA 335.4	0.0027	0.005	WKL	
MO-SPA	2012/13-3	Wet	2/19/2013 8:15:00 PM	2/19/2013 8:15:00 PM	DO	n/a	=	10.9	mg/L	Field Meter	-88	0.3	Field Crew	
MO-SPA	2012/13-3	Wet	2/19/2013 8:15:00 PM	2/19/2013 8:15:00 PM	DO	n/a	=	103	%	Field Meter	-88	0.1	Field Crew	
MO-SPA	2012/13-3	Wet	2/19/2013 8:15:00 PM	2/19/2013 8:15:00 PM	pH	n/a	=	7.68	pH Units	Field Meter	-88	0.01	Field Crew	
MO-SPA	2012/13-3	Wet	2/19/2013 8:15:00 PM	2/19/2013 8:15:00 PM	Salinity	n/a	=	100	mg/L	Field Meter	-88	100	Field Crew	
MO-SPA	2012/13-3	Wet	2/19/2013 8:15:00 PM	2/19/2013 8:15:00 PM	Specific Conductance	n/a	=	223.1	µmhos/cm	Field Meter	-88	1	Field Crew	
MO-SPA	2012/13-3	Wet	2/19/2013 8:15:00 PM	2/19/2013 8:15:00 PM	Temperature	n/a	=	12.3	°C	Field Meter	-88	0.1	Field Crew	
MO-SPA	2012/13-3	Wet	2/19/2013 8:15:00 PM	3/4/2013 6:09:00 PM	Oil and Grease	n/a	DNQ	2.3	mg/L	EPA 1664A	1.3	5	WKL	

Appendix G
Laboratory Environmental Analysis Results

Site ID	Event	Event Type	Sample Date	Analysis Date	Constituent	Fraction	Sign	Result	Units	Method	MDL	Reporting Limit	Analyzing Laboratory	Qualifier
MO-SPA	2012/13-3	Wet	2/19/2013 8:15:00 PM	3/4/2013 6:09:00 PM	TPH	n/a	<	1.9	mg/L	EPA 1664A	1.9	5	WKL	
MO-SPA	2012/13-3	Wet	2/19/2013 8:15:00 PM	2/28/2013 6:03:00 AM	2-Chloroethyl vinyl ether	n/a	<	0.61	µg/L	EPA 524.2	0.61	1	WKL	
MO-SPA	2012/13-3	Wet	2/19/2013 8:15:00 PM	2/28/2013 6:03:00 AM	Methyl tert-butyl ether (MTBE)	n/a	<	0.19	µg/L	EPA 524.2	0.19	2	WKL	
MO-SPA	2012/13-3	Wet	2/20/2013 12:25:00 PM	2/28/2013 12:03:00 PM	Chloride	n/a	=	14	mg/L	EPA 300.0	0.1	0.5	WKL	
MO-SPA	2012/13-3	Wet	2/20/2013 12:25:00 PM	2/28/2013 12:03:00 PM	Fluoride	n/a	=	0.28	mg/L	EPA 300.0	0.02	0.1	WKL	
MO-SPA	2012/13-3	Wet	2/20/2013 12:25:00 PM	3/1/2013 4:10:00 PM	Perchlorate	n/a	<	1.9	µg/L	EPA 314.0	1.9	4	WKL	D
MO-SPA	2012/13-3	Wet	2/20/2013 12:25:00 PM	2/25/2013 2:00:00 PM	Calcium	Total	=	29.7	mg/L	EPA 200.7	0.0156	0.1	WKL	
MO-SPA	2012/13-3	Wet	2/20/2013 12:25:00 PM	2/25/2013 2:00:00 PM	Magnesium	Total	=	8.02	mg/L	EPA 200.7	0.0121	0.1	WKL	
MO-SPA	2012/13-3	Wet	2/20/2013 12:25:00 PM	2/25/2013 10:23:00 PM	Alkalinity as CaCO3	n/a	=	55	mg/L	SM 2320 B	0.56	2	WKL	
MO-SPA	2012/13-3	Wet	2/20/2013 12:25:00 PM	2/27/2013 11:44:00 AM	BOD	n/a	=	16	mg/L	SM 5210 B	0.1	2	WKL	
MO-SPA	2012/13-3	Wet	2/20/2013 12:25:00 PM	3/2/2013 4:05:00 PM	COD	n/a	=	750	mg/L	EPA 410.4	0.73	5	WKL	
MO-SPA	2012/13-3	Wet	2/20/2013 12:25:00 PM	2/25/2013 2:00:00 PM	Hardness as CaCO3	Total	=	107	mg/L	EPA 200.7	0.0885	0.662	WKL	
MO-SPA	2012/13-3	Wet	2/20/2013 12:25:00 PM	2/21/2013 9:38:00 PM	MBAS	n/a	=	0.73	mg/L	SM 5540 C	0.076	0.2	WKL	D
MO-SPA	2012/13-3	Wet	2/20/2013 12:25:00 PM	2/25/2013 6:25:00 PM	Phenolics	n/a	=	0.11	mg/L	EPA 420.4	0.0042	0.01	WKL	
MO-SPA	2012/13-3	Wet	2/20/2013 12:25:00 PM	3/4/2013 7:13:00 PM	Specific Conductance	n/a	=	300	µmhos/cm	SM 2510 B	0.23	2	WKL	
MO-SPA	2012/13-3	Wet	2/20/2013 12:25:00 PM	2/26/2013 4:20:00 PM	Total Dissolved Solids	n/a	=	180	mg/L	SM 2540 C	4	10	WKL	
MO-SPA	2012/13-3	Wet	2/20/2013 12:25:00 PM	3/4/2013 10:20:00 AM	Total Organic Carbon	n/a	=	44	mg/L	SM 5310 C	0.18	6	WKL	D
MO-SPA	2012/13-3	Wet	2/20/2013 12:25:00 PM	2/26/2013 8:27:00 PM	Total Suspended Solids	n/a	=	260	mg/L	SM 2540 D	5	5	WKL	
MO-SPA	2012/13-3	Wet	2/20/2013 12:25:00 PM	2/21/2013 7:26:00 PM	Turbidity	n/a	=	96	NTU	EPA 180.1	0.024	0.1	WKL	
MO-SPA	2012/13-3	Wet	2/20/2013 12:25:00 PM	2/26/2013 8:27:00 PM	Volatile Suspended Solids	n/a	=	40	mg/L	EPA 160.4	3.1	5	WKL	
MO-SPA	2012/13-3	Wet	2/20/2013 12:25:00 PM	3/5/2013 3:16:00 PM	Aluminum	Dissolved	=	27	µg/L	EPA 200.8	0.61	5	WKL	
MO-SPA	2012/13-3	Wet	2/20/2013 12:25:00 PM	3/5/2013 3:24:00 PM	Aluminum	Total	=	6100	µg/L	EPA 200.8	2.1	5	WKL	
MO-SPA	2012/13-3	Wet	2/20/2013 12:25:00 PM	3/5/2013 3:16:00 PM	Antimony	Dissolved	=	1.6	µg/L	EPA 200.8	0.04	0.5	WKL	
MO-SPA	2012/13-3	Wet	2/20/2013 12:25:00 PM	3/5/2013 3:24:00 PM	Antimony	Total	=	3.1	µg/L	EPA 200.8	0.04	0.5	WKL	
MO-SPA	2012/13-3	Wet	2/20/2013 12:25:00 PM	3/5/2013 3:16:00 PM	Arsenic	Dissolved	=	1.4	µg/L	EPA 200.8	0.036	0.4	WKL	
MO-SPA	2012/13-3	Wet	2/20/2013 12:25:00 PM	3/5/2013 3:24:00 PM	Arsenic	Total	=	3.4	µg/L	EPA 200.8	0.13	0.4	WKL	
MO-SPA	2012/13-3	Wet	2/20/2013 12:25:00 PM	3/5/2013 3:16:00 PM	Beryllium	Dissolved	<	0.088	µg/L	EPA 200.8	0.088	0.1	WKL	
MO-SPA	2012/13-3	Wet	2/20/2013 12:25:00 PM	3/5/2013 3:24:00 PM	Beryllium	Total	=	0.24	µg/L	EPA 200.8	0.088	0.1	WKL	
MO-SPA	2012/13-3	Wet	2/20/2013 12:25:00 PM	3/5/2013 3:16:00 PM	Cadmium	Dissolved	=	0.19	µg/L	EPA 200.8	0.02	0.1	WKL	
MO-SPA	2012/13-3	Wet	2/20/2013 12:25:00 PM	3/5/2013 3:24:00 PM	Cadmium	Total	=	0.92	µg/L	EPA 200.8	0.02	0.1	WKL	
MO-SPA	2012/13-3	Wet	2/20/2013 12:25:00 PM	3/5/2013 3:16:00 PM	Chromium	Dissolved	=	1.3	µg/L	EPA 200.8	0.074	0.2	WKL	
MO-SPA	2012/13-3	Wet	2/20/2013 12:25:00 PM	3/5/2013 3:24:00 PM	Chromium	Total	=	13	µg/L	EPA 200.8	0.074	0.2	WKL	
MO-SPA	2012/13-3	Wet	2/20/2013 12:25:00 PM	3/4/2013 9:56:00 AM	Chromium VI	n/a	DNQ	0.15	µg/L	EPA 218.6	0.0059	0.3	WKL	
MO-SPA	2012/13-3	Wet	2/20/2013 12:25:00 PM	3/5/2013 3:16:00 PM	Copper	Dissolved	=	25	µg/L	EPA 200.8	0.27	0.5	WKL	
MO-SPA	2012/13-3	Wet	2/20/2013 12:25:00 PM	3/5/2013 3:24:00 PM	Copper	Total	=	56	µg/L	EPA 200.8	0.27	0.5	WKL	
MO-SPA	2012/13-3	Wet	2/20/2013 12:25:00 PM	2/25/2013 1:58:00 PM	Iron	Dissolved	=	91	µg/L	EPA 200.7	1.1	10	WKL	
MO-SPA	2012/13-3	Wet	2/20/2013 12:25:00 PM	2/25/2013 2:00:00 PM	Iron	Total	=	9500	µg/L	EPA 200.7	1.1	10	WKL	
MO-SPA	2012/13-3	Wet	2/20/2013 12:25:00 PM	3/5/2013 3:16:00 PM	Lead	Dissolved	=	0.53	µg/L	EPA 200.8	0.011	0.2	WKL	
MO-SPA	2012/13-3	Wet	2/20/2013 12:25:00 PM	3/5/2013 3:24:00 PM	Lead	Total	=	29	µg/L	EPA 200.8	0.035	0.2	WKL	
MO-SPA	2012/13-3	Wet	2/20/2013 12:25:00 PM	3/5/2013 7:28:00 PM	Mercury	Dissolved	DNQ	26	ng/L	EPA 245.1	3.9	50	WKL	
MO-SPA	2012/13-3	Wet	2/20/2013 12:25:00 PM	3/5/2013 7:28:00 PM	Mercury	Total	=	56	ng/L	EPA 245.1	3.9	50	WKL	
MO-SPA	2012/13-3	Wet	2/20/2013 12:25:00 PM	3/5/2013 3:16:00 PM	Nickel	Dissolved	=	6.6	µg/L	EPA 200.8	0.13	0.8	WKL	
MO-SPA	2012/13-3	Wet	2/20/2013 12:25:00 PM	3/5/2013 3:24:00 PM	Nickel	Total	=	18	µg/L	EPA 200.8	0.13	0.8	WKL	
MO-SPA	2012/13-3	Wet	2/20/2013 12:25:00 PM	3/5/2013 3:16:00 PM	Selenium	Dissolved	=	0.61	µg/L	EPA 200.8	0.28	0.4	WKL	
MO-SPA	2012/13-3	Wet	2/20/2013 12:25:00 PM	3/5/2013 3:24:00 PM	Selenium	Total	=	0.78	µg/L	EPA 200.8	0.28	0.4	WKL	
MO-SPA	2012/13-3	Wet	2/20/2013 12:25:00 PM	3/5/2013 3:16:00 PM	Silver	Dissolved	<	0.027	µg/L	EPA 200.8	0.027	0.2	WKL	
MO-SPA	2012/13-3	Wet	2/20/2013 12:25:00 PM	3/5/2013 3:24:00 PM	Silver	Total	DNQ	0.14	µg/L	EPA 200.8	0.027	0.2	WKL	
MO-SPA	2012/13-3	Wet	2/20/2013 12:25:00 PM	3/5/2013 3:16:00 PM	Thallium	Dissolved	<	0.009	µg/L	EPA 200.8	0.009	0.2	WKL	

Appendix G
Laboratory Environmental Analysis Results

Site ID	Event	Event Type	Sample Date	Analysis Date	Constituent	Fraction	Sign	Result	Units	Method	MDL	Reporting Limit	Analyzing Laboratory	Qualifier
MO-SPA	2012/13-3	Wet	2/20/2013 12:25:00 PM	3/5/2013 3:24:00 PM	Thallium	Total	DNQ	0.1	µg/L	EPA 200.8	0.034	0.2	WKL	
MO-SPA	2012/13-3	Wet	2/20/2013 12:25:00 PM	3/5/2013 3:16:00 PM	Zinc	Dissolved	=	100	µg/L	EPA 200.8	1.1	5	WKL	
MO-SPA	2012/13-3	Wet	2/20/2013 12:25:00 PM	3/5/2013 3:24:00 PM	Zinc	Total	=	360	µg/L	EPA 200.8	1.1	5	WKL	
MO-SPA	2012/13-3	Wet	2/20/2013 12:25:00 PM	3/12/2013 6:47:00 PM	Ammonia as N	n/a	=	1.4	mg/L	EPA 350.1	0.048	0.1	WKL	
MO-SPA	2012/13-3	Wet	2/20/2013 12:25:00 PM	2/21/2013 7:56:00 PM	Nitrate + Nitrite as N	n/a	=	1.2	mg/L	EPA 353.2	0.01	0.1	WKL	
MO-SPA	2012/13-3	Wet	2/20/2013 12:25:00 PM	3/14/2013 4:35:00 PM	Phosphorus as P	Dissolved	=	0.4	mg/L	EPA 365.1	0.007	0.05	WKL	D
MO-SPA	2012/13-3	Wet	2/20/2013 12:25:00 PM	3/5/2013 3:39:00 PM	Phosphorus as P	Total	=	2.4	mg/L	EPA 365.1	0.07	0.5	WKL	D
MO-SPA	2012/13-3	Wet	2/20/2013 12:25:00 PM	3/12/2013 10:36:00 PM	TKN	n/a	=	10	mg/L	EPA 351.2	0.37	0.5	WKL	D
MO-SPA	2012/13-3	Wet	2/20/2013 12:25:00 PM	3/6/2013 9:48:00 PM	1,2,4-Trichlorobenzene	n/a	<	5.5	µg/L	EPA 625	5.5	10	WKL	D
MO-SPA	2012/13-3	Wet	2/20/2013 12:25:00 PM	3/6/2013 9:48:00 PM	1,2-Dichlorobenzene	n/a	<	5.7	µg/L	EPA 625	5.7	10	WKL	D
MO-SPA	2012/13-3	Wet	2/20/2013 12:25:00 PM	3/6/2013 9:48:00 PM	1,2-Diphenylhydrazine	n/a	<	2.5	µg/L	EPA 625	2.5	10	WKL	D
MO-SPA	2012/13-3	Wet	2/20/2013 12:25:00 PM	3/6/2013 9:48:00 PM	1,3-Dichlorobenzene	n/a	<	5.3	µg/L	EPA 625	5.3	10	WKL	D
MO-SPA	2012/13-3	Wet	2/20/2013 12:25:00 PM	3/6/2013 9:48:00 PM	1,4-Dichlorobenzene	n/a	<	5.5	µg/L	EPA 625	5.5	10	WKL	D
MO-SPA	2012/13-3	Wet	2/20/2013 12:25:00 PM	3/21/2013 8:10:00 AM	1-Methylnaphthalene	n/a	<	2	µg/L	EPA 8270Cm	2	2	WKL	D, RE
MO-SPA	2012/13-3	Wet	2/20/2013 12:25:00 PM	3/20/2013 11:29:00 PM	2,4,5-Trichlorophenol	n/a	<	5.8	µg/L	EPA 8270Cm	5.8	20	WKL	D, RE
MO-SPA	2012/13-3	Wet	2/20/2013 12:25:00 PM	3/20/2013 11:29:00 PM	2,4,6-Trichlorophenol	n/a	<	6	µg/L	EPA 8270Cm	6	20	WKL	D, RE
MO-SPA	2012/13-3	Wet	2/20/2013 12:25:00 PM	3/20/2013 11:29:00 PM	2,4-Dichlorophenol	n/a	<	10	µg/L	EPA 8270Cm	10	20	WKL	D, RE
MO-SPA	2012/13-3	Wet	2/20/2013 12:25:00 PM	3/20/2013 11:29:00 PM	2,4-Dimethylphenol	n/a	<	20	µg/L	EPA 8270Cm	20	40	WKL	D, RE
MO-SPA	2012/13-3	Wet	2/20/2013 12:25:00 PM	3/20/2013 11:29:00 PM	2,4-Dinitrophenol	n/a	<	20	µg/L	EPA 8270Cm	20	40	WKL	D, RE
MO-SPA	2012/13-3	Wet	2/20/2013 12:25:00 PM	3/6/2013 9:48:00 PM	2,4-Dinitrotoluene	n/a	<	1.8	µg/L	EPA 625	1.8	10	WKL	D
MO-SPA	2012/13-3	Wet	2/20/2013 12:25:00 PM	3/6/2013 9:48:00 PM	2,6-Dinitrotoluene	n/a	<	2.7	µg/L	EPA 625	2.7	10	WKL	D
MO-SPA	2012/13-3	Wet	2/20/2013 12:25:00 PM	3/6/2013 9:48:00 PM	2-Chloronaphthalene	n/a	<	4.5	µg/L	EPA 625	4.5	10	WKL	D
MO-SPA	2012/13-3	Wet	2/20/2013 12:25:00 PM	3/20/2013 11:29:00 PM	2-Chlorophenol	n/a	<	13	µg/L	EPA 8270Cm	13	20	WKL	D, RE
MO-SPA	2012/13-3	Wet	2/20/2013 12:25:00 PM	3/21/2013 8:10:00 AM	2-Methylnaphthalene	n/a	<	2	µg/L	EPA 8270Cm	2	2	WKL	D, RE
MO-SPA	2012/13-3	Wet	2/20/2013 12:25:00 PM	3/20/2013 11:29:00 PM	2-Methylphenol	n/a	<	6.8	µg/L	EPA 8270Cm	6.8	20	WKL	D, RE
MO-SPA	2012/13-3	Wet	2/20/2013 12:25:00 PM	3/20/2013 11:29:00 PM	2-Nitrophenol	n/a	<	14	µg/L	EPA 8270Cm	14	20	WKL	D, RE
MO-SPA	2012/13-3	Wet	2/20/2013 12:25:00 PM	3/6/2013 9:48:00 PM	3,3'-Dichlorobenzidine	n/a	<	12	µg/L	EPA 625	12	50	WKL	D
MO-SPA	2012/13-3	Wet	2/20/2013 12:25:00 PM	3/20/2013 11:29:00 PM	3-/4-Methylphenol	n/a	<	6	µg/L	EPA 8270Cm	6	20	WKL	D, RE
MO-SPA	2012/13-3	Wet	2/20/2013 12:25:00 PM	3/20/2013 11:29:00 PM	4,6-Dinitro-2-methylphenol	n/a	<	2.8	µg/L	EPA 8270Cm	2.8	20	WKL	D, RE
MO-SPA	2012/13-3	Wet	2/20/2013 12:25:00 PM	3/6/2013 9:48:00 PM	4-Bromophenyl phenyl ether	n/a	<	3.6	µg/L	EPA 625	3.6	10	WKL	D
MO-SPA	2012/13-3	Wet	2/20/2013 12:25:00 PM	3/20/2013 11:29:00 PM	4-Chloro-3-methylphenol	n/a	<	7.4	µg/L	EPA 8270Cm	7.4	20	WKL	D, RE
MO-SPA	2012/13-3	Wet	2/20/2013 12:25:00 PM	3/6/2013 9:48:00 PM	4-Chlorophenyl phenyl ether	n/a	<	4.1	µg/L	EPA 625	4.1	10	WKL	D
MO-SPA	2012/13-3	Wet	2/20/2013 12:25:00 PM	3/20/2013 11:29:00 PM	4-Nitrophenol	n/a	<	20	µg/L	EPA 8270Cm	20	40	WKL	D, RE
MO-SPA	2012/13-3	Wet	2/20/2013 12:25:00 PM	3/21/2013 8:10:00 AM	Acenaphthene	n/a	<	2	µg/L	EPA 8270Cm	2	2	WKL	D, RE
MO-SPA	2012/13-3	Wet	2/20/2013 12:25:00 PM	3/21/2013 8:10:00 AM	Acenaphthylene	n/a	<	2	µg/L	EPA 8270Cm	2	2	WKL	D, RE
MO-SPA	2012/13-3	Wet	2/20/2013 12:25:00 PM	3/21/2013 8:10:00 AM	Anthracene	n/a	<	2	µg/L	EPA 8270Cm	2	2	WKL	D, RE
MO-SPA	2012/13-3	Wet	2/20/2013 12:25:00 PM	3/21/2013 8:10:00 AM	Benz(a)anthracene	n/a	<	2	µg/L	EPA 8270Cm	2	2	WKL	D, RE
MO-SPA	2012/13-3	Wet	2/20/2013 12:25:00 PM	3/6/2013 9:48:00 PM	Benzidine	n/a	<	37	µg/L	EPA 625	37	100	WKL	D
MO-SPA	2012/13-3	Wet	2/20/2013 12:25:00 PM	3/15/2013 2:47:00 AM	Benzo(a)pyrene	n/a	<	0.082	µg/L	EPA 525.2	0.082	0.12	WKL	
MO-SPA	2012/13-3	Wet	2/20/2013 12:25:00 PM	3/21/2013 8:10:00 AM	Benzo(b)fluoranthene	n/a	=	2.6	µg/L	EPA 8270Cm	2	2	WKL	D, RE
MO-SPA	2012/13-3	Wet	2/20/2013 12:25:00 PM	3/21/2013 8:10:00 AM	Benzo(g,h,i)perylene	n/a	=	3.3	µg/L	EPA 8270Cm	2	2	WKL	D, RE
MO-SPA	2012/13-3	Wet	2/20/2013 12:25:00 PM	3/21/2013 8:10:00 AM	Benzo(k)fluoranthene	n/a	=	2.7	µg/L	EPA 8270Cm	2	2	WKL	D, RE
MO-SPA	2012/13-3	Wet	2/20/2013 12:25:00 PM	3/6/2013 9:48:00 PM	Bis(2-chloroethoxy)methane	n/a	<	2.5	µg/L	EPA 625	2.5	10	WKL	D
MO-SPA	2012/13-3	Wet	2/20/2013 12:25:00 PM	3/6/2013 9:48:00 PM	Bis(2-chloroethyl)ether	n/a	<	2.7	µg/L	EPA 625	2.7	10	WKL	D
MO-SPA	2012/13-3	Wet	2/20/2013 12:25:00 PM	3/6/2013 9:48:00 PM	Bis(2-chloroisopropyl)ether	n/a	<	3.8	µg/L	EPA 625	3.8	10	WKL	D
MO-SPA	2012/13-3	Wet	2/20/2013 12:25:00 PM	3/15/2013 2:47:00 AM	Bis(2-ethylhexyl)adipate	n/a	<	0.12	µg/L	EPA 525.2	0.12	5.9	WKL	
MO-SPA	2012/13-3	Wet	2/20/2013 12:25:00 PM	3/15/2013 2:47:00 AM	Bis(2-ethylhexyl)phthalate	n/a	DNQ	3	µg/L	EPA 525.2	1.2	3.5	WKL	
MO-SPA	2012/13-3	Wet	2/20/2013 12:25:00 PM	3/6/2013 9:48:00 PM	Butyl benzyl phthalate	n/a	<	1.8	µg/L	EPA 625	1.8	10	WKL	D

Appendix G
Laboratory Environmental Analysis Results

Site ID	Event	Event Type	Sample Date	Analysis Date	Constituent	Fraction	Sign	Result	Units	Method	MDL	Reporting Limit	Analyzing Laboratory	Qualifier
MO-SPA	2012/13-3	Wet	2/20/2013 12:25:00 PM	3/21/2013 8:10:00 AM	Chrysene	n/a	<	2	µg/L	EPA 8270Cm	2	2	WKL	D, RE
MO-SPA	2012/13-3	Wet	2/20/2013 12:25:00 PM	3/21/2013 8:10:00 AM	Dibenz(a,h)anthracene	n/a	=	3.9	µg/L	EPA 8270Cm	2	2	WKL	D, RE
MO-SPA	2012/13-3	Wet	2/20/2013 12:25:00 PM	3/6/2013 9:48:00 PM	Diethyl phthalate	n/a	<	1.5	µg/L	EPA 625	1.5	10	WKL	D
MO-SPA	2012/13-3	Wet	2/20/2013 12:25:00 PM	3/6/2013 9:48:00 PM	Dimethyl phthalate	n/a	<	1.8	µg/L	EPA 625	1.8	10	WKL	D
MO-SPA	2012/13-3	Wet	2/20/2013 12:25:00 PM	3/6/2013 9:48:00 PM	Di-n-butylphthalate	n/a	<	2.4	µg/L	EPA 625	2.4	10	WKL	D
MO-SPA	2012/13-3	Wet	2/20/2013 12:25:00 PM	3/6/2013 9:48:00 PM	Di-n-octylphthalate	n/a	<	1.9	µg/L	EPA 625	1.9	10	WKL	D
MO-SPA	2012/13-3	Wet	2/20/2013 12:25:00 PM	3/21/2013 8:10:00 AM	Fluoranthene	n/a	<	2	µg/L	EPA 8270Cm	2	2	WKL	D, RE
MO-SPA	2012/13-3	Wet	2/20/2013 12:25:00 PM	3/21/2013 8:10:00 AM	Fluorene	n/a	<	2	µg/L	EPA 8270Cm	2	2	WKL	D, RE
MO-SPA	2012/13-3	Wet	2/20/2013 12:25:00 PM	3/6/2013 9:48:00 PM	Hexachlorobenzene	n/a	<	4.9	µg/L	EPA 625	4.9	10	WKL	D
MO-SPA	2012/13-3	Wet	2/20/2013 12:25:00 PM	3/6/2013 9:48:00 PM	Hexachlorobutadiene	n/a	<	4.7	µg/L	EPA 625	4.7	10	WKL	D
MO-SPA	2012/13-3	Wet	2/20/2013 12:25:00 PM	3/6/2013 9:48:00 PM	Hexachlorocyclopentadiene	n/a	<	15	µg/L	EPA 625	15	50	WKL	D
MO-SPA	2012/13-3	Wet	2/20/2013 12:25:00 PM	3/6/2013 9:48:00 PM	Hexachloroethane	n/a	<	5.2	µg/L	EPA 625	5.2	10	WKL	D
MO-SPA	2012/13-3	Wet	2/20/2013 12:25:00 PM	3/21/2013 8:10:00 AM	Indeno(1,2,3-cd)pyrene	n/a	=	3.7	µg/L	EPA 8270Cm	2	2	WKL	D, RE
MO-SPA	2012/13-3	Wet	2/20/2013 12:25:00 PM	3/6/2013 9:48:00 PM	Isophorone	n/a	<	2.1	µg/L	EPA 625	2.1	10	WKL	D
MO-SPA	2012/13-3	Wet	2/20/2013 12:25:00 PM	3/21/2013 8:10:00 AM	Naphthalene	n/a	<	2	µg/L	EPA 8270Cm	2	2	WKL	D, RE
MO-SPA	2012/13-3	Wet	2/20/2013 12:25:00 PM	3/6/2013 9:48:00 PM	Nitrobenzene	n/a	<	3.6	µg/L	EPA 625	3.6	10	WKL	D
MO-SPA	2012/13-3	Wet	2/20/2013 12:25:00 PM	3/6/2013 9:48:00 PM	N-Nitrosodimethylamine	n/a	<	1.4	µg/L	EPA 625	1.4	10	WKL	D
MO-SPA	2012/13-3	Wet	2/20/2013 12:25:00 PM	3/6/2013 9:48:00 PM	N-Nitrosodi-N-propylamine	n/a	<	2.6	µg/L	EPA 625	2.6	10	WKL	D
MO-SPA	2012/13-3	Wet	2/20/2013 12:25:00 PM	3/6/2013 9:48:00 PM	N-Nitrosodiphenylamine	n/a	<	1.9	µg/L	EPA 625	1.9	10	WKL	D
MO-SPA	2012/13-3	Wet	2/20/2013 12:25:00 PM	3/21/2013 8:10:00 AM	Phenanthrene	n/a	<	2	µg/L	EPA 8270Cm	2	2	WKL	D, RE
MO-SPA	2012/13-3	Wet	2/20/2013 12:25:00 PM	3/20/2013 11:29:00 PM	Phenol	n/a	<	7	µg/L	EPA 8270Cm	7	20	WKL	D, RE
MO-SPA	2012/13-3	Wet	2/20/2013 12:25:00 PM	3/21/2013 8:10:00 AM	Pyrene	n/a	<	2	µg/L	EPA 8270Cm	2	2	WKL	D, RE
MO-SPA	2012/13-3	Wet	2/20/2013 12:25:00 PM	3/14/2013 2:04:00 AM	PCB Aroclor 1016	n/a	<	0.05	µg/L	EPA 608	0.05	0.5	WKL	
MO-SPA	2012/13-3	Wet	2/20/2013 12:25:00 PM	3/14/2013 2:04:00 AM	PCB Aroclor 1221	n/a	<	0.06	µg/L	EPA 608	0.06	0.5	WKL	
MO-SPA	2012/13-3	Wet	2/20/2013 12:25:00 PM	3/14/2013 2:04:00 AM	PCB Aroclor 1232	n/a	<	0.15	µg/L	EPA 608	0.15	0.5	WKL	
MO-SPA	2012/13-3	Wet	2/20/2013 12:25:00 PM	3/14/2013 2:04:00 AM	PCB Aroclor 1242	n/a	<	0.07	µg/L	EPA 608	0.07	0.5	WKL	
MO-SPA	2012/13-3	Wet	2/20/2013 12:25:00 PM	3/14/2013 2:04:00 AM	PCB Aroclor 1248	n/a	<	0.06	µg/L	EPA 608	0.06	0.5	WKL	
MO-SPA	2012/13-3	Wet	2/20/2013 12:25:00 PM	3/14/2013 2:04:00 AM	PCB Aroclor 1254	n/a	<	0.04	µg/L	EPA 608	0.04	0.5	WKL	
MO-SPA	2012/13-3	Wet	2/20/2013 12:25:00 PM	3/14/2013 2:04:00 AM	PCB Aroclor 1260	n/a	<	0.04	µg/L	EPA 608	0.04	0.5	WKL	
MO-SPA	2012/13-3	Wet	2/20/2013 12:25:00 PM	2/26/2013 5:57:00 PM	2,4,5-T	n/a	<	0.07	µg/L	EPA 515.3	0.07	0.2	WKL	
MO-SPA	2012/13-3	Wet	2/20/2013 12:25:00 PM	2/26/2013 5:57:00 PM	2,4,5-TP	n/a	<	0.09	µg/L	EPA 515.3	0.09	0.2	WKL	
MO-SPA	2012/13-3	Wet	2/20/2013 12:25:00 PM	2/26/2013 5:57:00 PM	2,4-D	n/a	<	0.07	µg/L	EPA 515.3	0.07	0.4	WKL	
MO-SPA	2012/13-3	Wet	2/20/2013 12:25:00 PM	2/26/2013 5:57:00 PM	2,4-DB	n/a	<	0.07	µg/L	EPA 515.3	0.07	2	WKL	
MO-SPA	2012/13-3	Wet	2/20/2013 12:25:00 PM	2/26/2013 5:57:00 PM	3,5-Dichlorobenzoic acid	n/a	<	0.09	µg/L	EPA 515.3	0.09	1	WKL	
MO-SPA	2012/13-3	Wet	2/20/2013 12:25:00 PM	3/14/2013 2:04:00 AM	4,4'-DDD	n/a	<	0.003	µg/L	EPA 608	0.003	0.05	WKL	
MO-SPA	2012/13-3	Wet	2/20/2013 12:25:00 PM	3/14/2013 2:04:00 AM	4,4'-DDE	n/a	<	0.0025	µg/L	EPA 608	0.0025	0.05	WKL	
MO-SPA	2012/13-3	Wet	2/20/2013 12:25:00 PM	3/14/2013 2:04:00 AM	4,4'-DDT	n/a	<	0.0031	µg/L	EPA 608	0.0031	0.01	WKL	
MO-SPA	2012/13-3	Wet	2/20/2013 12:25:00 PM	2/26/2013 5:57:00 PM	Acifluorfen	n/a	<	0.06	µg/L	EPA 515.3	0.06	0.4	WKL	
MO-SPA	2012/13-3	Wet	2/20/2013 12:25:00 PM	3/15/2013 2:47:00 AM	Alachlor	n/a	<	0.026	µg/L	EPA 525.2	0.026	0.12	WKL	
MO-SPA	2012/13-3	Wet	2/20/2013 12:25:00 PM	3/14/2013 2:04:00 AM	Aldrin	n/a	<	0.0015	µg/L	EPA 608	0.0015	0.005	WKL	
MO-SPA	2012/13-3	Wet	2/20/2013 12:25:00 PM	3/14/2013 2:04:00 AM	alpha-BHC	n/a	<	0.0018	µg/L	EPA 608	0.0018	0.01	WKL	
MO-SPA	2012/13-3	Wet	2/20/2013 12:25:00 PM	3/14/2013 2:04:00 AM	alpha-Chlordane	n/a	<	0.0041	µg/L	EPA 608	0.0041	0.01	WKL	
MO-SPA	2012/13-3	Wet	2/20/2013 12:25:00 PM	3/15/2013 2:47:00 AM	Atrazine	n/a	<	0.04	µg/L	EPA 525.2	0.04	0.12	WKL	
MO-SPA	2012/13-3	Wet	2/20/2013 12:25:00 PM	2/26/2013 5:57:00 PM	Bentazon	n/a	<	0.11	µg/L	EPA 515.3	0.11	2	WKL	
MO-SPA	2012/13-3	Wet	2/20/2013 12:25:00 PM	3/14/2013 2:04:00 AM	beta-BHC	n/a	<	0.0031	µg/L	EPA 608	0.0031	0.005	WKL	
MO-SPA	2012/13-3	Wet	2/20/2013 12:25:00 PM	3/15/2013 2:47:00 AM	Bromacil	n/a	<	0.045	µg/L	EPA 525.2	0.045	1.2	WKL	
MO-SPA	2012/13-3	Wet	2/20/2013 12:25:00 PM	3/15/2013 2:47:00 AM	Butachlor	n/a	<	0.02	µg/L	EPA 525.2	0.02	0.24	WKL	
MO-SPA	2012/13-3	Wet	2/20/2013 12:25:00 PM	3/15/2013 2:47:00 AM	Captan	n/a	<	1	µg/L	EPA 525.2	1	1.2	WKL	

Appendix G
Laboratory Environmental Analysis Results

Site ID	Event	Event Type	Sample Date	Analysis Date	Constituent	Fraction	Sign	Result	Units	Method	MDL	Reporting Limit	Analyzing Laboratory	Qualifier
MO-SPA	2012/13-3	Wet	2/20/2013 12:25:00 PM	3/14/2013 2:04:00 AM	Chlordane (technical)	n/a	<	0.08	µg/L	EPA 608	0.08	0.1	WKL	
MO-SPA	2012/13-3	Wet	2/20/2013 12:25:00 PM	3/15/2013 2:47:00 AM	Chloropropham	n/a	<	0.012	µg/L	EPA 525.2	0.012	0.12	WKL	
MO-SPA	2012/13-3	Wet	2/20/2013 12:25:00 PM	3/15/2013 2:47:00 AM	Cyanazine	n/a	<	0.028	µg/L	EPA 525.2	0.028	0.12	WKL	
MO-SPA	2012/13-3	Wet	2/20/2013 12:25:00 PM	2/26/2013 5:57:00 PM	Dalapon	n/a	<	0.1	µg/L	EPA 515.3	0.1	0.4	WKL	
MO-SPA	2012/13-3	Wet	2/20/2013 12:25:00 PM	2/26/2013 5:57:00 PM	DCPA (Dacthal)	n/a	<	0.07	µg/L	EPA 515.3	0.07	0.1	WKL	
MO-SPA	2012/13-3	Wet	2/20/2013 12:25:00 PM	3/14/2013 2:04:00 AM	delta-BHC	n/a	<	0.0025	µg/L	EPA 608	0.0025	0.005	WKL	
MO-SPA	2012/13-3	Wet	2/20/2013 12:25:00 PM	2/26/2013 5:57:00 PM	Dicamba	n/a	<	0.12	µg/L	EPA 515.3	0.12	0.6	WKL	
MO-SPA	2012/13-3	Wet	2/20/2013 12:25:00 PM	2/26/2013 5:57:00 PM	Dichlorprop	n/a	<	0.08	µg/L	EPA 515.3	0.08	0.3	WKL	
MO-SPA	2012/13-3	Wet	2/20/2013 12:25:00 PM	3/14/2013 2:04:00 AM	Dieldrin	n/a	<	0.0021	µg/L	EPA 608	0.0021	0.01	WKL	
MO-SPA	2012/13-3	Wet	2/20/2013 12:25:00 PM	2/26/2013 5:57:00 PM	Dinoseb	n/a	<	0.14	µg/L	EPA 515.3	0.14	0.4	WKL	
MO-SPA	2012/13-3	Wet	2/20/2013 12:25:00 PM	3/15/2013 2:47:00 AM	Diphenamid	n/a	<	0.028	µg/L	EPA 525.2	0.028	0.12	WKL	
MO-SPA	2012/13-3	Wet	2/20/2013 12:25:00 PM	3/14/2013 2:04:00 AM	Endosulfan I	n/a	<	0.0017	µg/L	EPA 608	0.0017	0.02	WKL	
MO-SPA	2012/13-3	Wet	2/20/2013 12:25:00 PM	3/14/2013 2:04:00 AM	Endosulfan II	n/a	<	0.0019	µg/L	EPA 608	0.0019	0.01	WKL	
MO-SPA	2012/13-3	Wet	2/20/2013 12:25:00 PM	3/14/2013 2:04:00 AM	Endosulfan sulfate	n/a	<	0.008	µg/L	EPA 608	0.008	0.05	WKL	
MO-SPA	2012/13-3	Wet	2/20/2013 12:25:00 PM	3/14/2013 2:04:00 AM	Endrin	n/a	<	0.0028	µg/L	EPA 608	0.0028	0.01	WKL	
MO-SPA	2012/13-3	Wet	2/20/2013 12:25:00 PM	3/14/2013 2:04:00 AM	Endrin aldehyde	n/a	<	0.003	µg/L	EPA 608	0.003	0.01	WKL	
MO-SPA	2012/13-3	Wet	2/20/2013 12:25:00 PM	3/15/2013 2:47:00 AM	EPTC	n/a	<	0.02	µg/L	EPA 525.2	0.02	1.2	WKL	
MO-SPA	2012/13-3	Wet	2/20/2013 12:25:00 PM	3/14/2013 2:04:00 AM	gamma-BHC (Lindane)	n/a	<	0.0021	µg/L	EPA 608	0.0021	0.02	WKL	
MO-SPA	2012/13-3	Wet	2/20/2013 12:25:00 PM	3/14/2013 2:04:00 AM	gamma-Chlordane	n/a	<	0.0044	µg/L	EPA 608	0.0044	0.01	WKL	
MO-SPA	2012/13-3	Wet	2/20/2013 12:25:00 PM	2/25/2013 5:50:00 PM	Glyphosate	n/a	=	57	µg/L	EPA 547	3.6	10	WKL	D
MO-SPA	2012/13-3	Wet	2/20/2013 12:25:00 PM	3/14/2013 2:04:00 AM	Heptachlor	n/a	<	0.0017	µg/L	EPA 608	0.0017	0.01	WKL	
MO-SPA	2012/13-3	Wet	2/20/2013 12:25:00 PM	3/14/2013 2:04:00 AM	Heptachlor epoxide	n/a	<	0.0019	µg/L	EPA 608	0.0019	0.01	WKL	
MO-SPA	2012/13-3	Wet	2/20/2013 12:25:00 PM	3/14/2013 2:04:00 AM	Methoxychlor	n/a	<	0.0054	µg/L	EPA 608	0.0054	0.02	WKL	
MO-SPA	2012/13-3	Wet	2/20/2013 12:25:00 PM	3/15/2013 2:47:00 AM	Metolachlor	n/a	<	0.014	µg/L	EPA 525.2	0.014	0.12	WKL	
MO-SPA	2012/13-3	Wet	2/20/2013 12:25:00 PM	3/15/2013 2:47:00 AM	Metribuzin	n/a	<	0.018	µg/L	EPA 525.2	0.018	0.12	WKL	
MO-SPA	2012/13-3	Wet	2/20/2013 12:25:00 PM	3/15/2013 2:47:00 AM	Molinate	n/a	<	0.046	µg/L	EPA 525.2	0.046	0.12	WKL	
MO-SPA	2012/13-3	Wet	2/20/2013 12:25:00 PM	2/26/2013 5:57:00 PM	Pentachlorophenol	n/a	=	0.55	µg/L	EPA 515.3	0.04	0.2	WKL	
MO-SPA	2012/13-3	Wet	2/20/2013 12:25:00 PM	2/26/2013 5:57:00 PM	Picloram	n/a	<	0.05	µg/L	EPA 515.3	0.05	0.6	WKL	
MO-SPA	2012/13-3	Wet	2/20/2013 12:25:00 PM	3/15/2013 2:47:00 AM	Prometon	n/a	<	0.028	µg/L	EPA 525.2	0.028	0.24	WKL	
MO-SPA	2012/13-3	Wet	2/20/2013 12:25:00 PM	3/15/2013 2:47:00 AM	Prometryn	n/a	<	0.042	µg/L	EPA 525.2	0.042	0.12	WKL	
MO-SPA	2012/13-3	Wet	2/20/2013 12:25:00 PM	3/15/2013 2:47:00 AM	Simazine	n/a	<	0.018	µg/L	EPA 525.2	0.018	0.12	WKL	
MO-SPA	2012/13-3	Wet	2/20/2013 12:25:00 PM	3/15/2013 2:47:00 AM	Terbacil	n/a	<	0.65	µg/L	EPA 525.2	0.65	2.4	WKL	
MO-SPA	2012/13-3	Wet	2/20/2013 12:25:00 PM	3/15/2013 2:47:00 AM	Thiobencarb	n/a	<	0.029	µg/L	EPA 525.2	0.029	0.24	WKL	
MO-SPA	2012/13-3	Wet	2/20/2013 12:25:00 PM	3/14/2013 2:04:00 AM	Toxaphene	n/a	<	0.12	µg/L	EPA 608	0.12	0.5	WKL	
MO-SPA	2012/13-3	Wet	2/20/2013 12:25:00 PM	3/15/2013 2:47:00 AM	Trithion	n/a	<	0.014	µg/L	EPA 525.2	0.014	0.12	WKL	
MO-SPA	2012/13-4	Wet	3/7/2013 11:15:00 PM	3/8/2013 10:20:00 PM	E. Coli	n/a	=	12033	MPN/100 mL	MMO-MUG	10	10	VCHCA	
MO-SPA	2012/13-4	Wet	3/7/2013 11:15:00 PM	3/12/2013 1:20:00 AM	Fecal Coliform	n/a	=	16000	MPN/100 mL	SM 9221 E	2	2	VCHCA	
MO-SPA	2012/13-4	Wet	3/7/2013 11:15:00 PM	3/8/2013 10:20:00 PM	Total Coliform	n/a	=	307600	MPN/100 mL	MMO-MUG	1000	1000	VCHCA	
MO-SPA	2012/13-4	Wet	3/7/2013 11:15:00 PM	3/7/2013 11:15:00 PM	Conductivity	n/a	=	51.7	µmhos/cm	Field Meter	-88	1	Field Crew	
MO-SPA	2012/13-4	Wet	3/7/2013 11:15:00 PM	3/22/2013 2:01:00 PM	Cyanide	Total	<	0.0027	mg/L	EPA 335.4	0.0027	0.005	WKL	
MO-SPA	2012/13-4	Wet	3/7/2013 11:15:00 PM	3/7/2013 11:15:00 PM	DO	n/a	=	89.3	%	Field Meter	-88	0.1	Field Crew	
MO-SPA	2012/13-4	Wet	3/7/2013 11:15:00 PM	3/7/2013 11:15:00 PM	DO	n/a	=	9.41	mg/L	Field Meter	-88	0.3	Field Crew	
MO-SPA	2012/13-4	Wet	3/7/2013 11:15:00 PM	3/7/2013 11:15:00 PM	pH	n/a	=	7.24	pH Units	Field Meter	-88	0.01	Field Crew	
MO-SPA	2012/13-4	Wet	3/7/2013 11:15:00 PM	3/7/2013 11:15:00 PM	Salinity	n/a	<	100	mg/L	Field Meter	-88	100	Field Crew	
MO-SPA	2012/13-4	Wet	3/7/2013 11:15:00 PM	3/7/2013 11:15:00 PM	Specific Conductance	n/a	=	72.7	µmhos/cm	Field Meter	-88	1	Field Crew	
MO-SPA	2012/13-4	Wet	3/7/2013 11:15:00 PM	3/7/2013 11:15:00 PM	Temperature	n/a	=	14.8	°C	Field Meter	-88	0.1	Field Crew	
MO-SPA	2012/13-4	Wet	3/7/2013 11:15:00 PM	3/14/2013 3:00:00 PM	Oil and Grease	n/a	DNQ	2.7	mg/L	EPA 1664A	1.3	5	WKL	
MO-SPA	2012/13-4	Wet	3/7/2013 11:15:00 PM	3/14/2013 3:00:00 PM	TPH	n/a	<	1.9	mg/L	EPA 1664A	1.9	5	WKL	

Appendix G
Laboratory Environmental Analysis Results

Site ID	Event	Event Type	Sample Date	Analysis Date	Constituent	Fraction	Sign	Result	Units	Method	MDL	Reporting Limit	Analyzing Laboratory	Qualifier
MO-SPA	2012/13-4	Wet	3/7/2013 11:15:00 PM	3/11/2013 7:15:00 PM	2-Chloroethyl vinyl ether	n/a	<	0.61	µg/L	EPA 524.2	0.61	1	WKL	
MO-SPA	2012/13-4	Wet	3/7/2013 11:15:00 PM	3/11/2013 7:15:00 PM	Methyl tert-butyl ether (MTBE)	n/a	<	0.19	µg/L	EPA 524.2	0.19	2	WKL	
MO-SPA	2012/13-4	Wet	3/8/2013 9:17:00 AM	3/19/2013 8:50:00 PM	Chloride	n/a	=	8.1	mg/L	EPA 300.0	0.1	0.5	WKL	
MO-SPA	2012/13-4	Wet	3/8/2013 9:17:00 AM	3/19/2013 8:50:00 PM	Fluoride	n/a	=	0.18	mg/L	EPA 300.0	0.02	0.1	WKL	
MO-SPA	2012/13-4	Wet	3/8/2013 9:17:00 AM	3/19/2013 5:42:00 PM	Perchlorate	n/a	=	2.8	µg/L	EPA 314.0	0.95	2	WKL	
MO-SPA	2012/13-4	Wet	3/8/2013 9:17:00 AM	3/14/2013 11:51:00 AM	Calcium	Total	=	21	mg/L	EPA 200.7	0.0156	0.1	WKL	
MO-SPA	2012/13-4	Wet	3/8/2013 9:17:00 AM	3/14/2013 11:51:00 AM	Magnesium	Total	=	5.37	mg/L	EPA 200.7	0.0121	0.1	WKL	
MO-SPA	2012/13-4	Wet	3/8/2013 9:17:00 AM	3/22/2013 10:05:00 AM	Alkalinity as CaCO3	n/a	=	52	mg/L	SM 2320 B	0.56	10	WKL	
MO-SPA	2012/13-4	Wet	3/8/2013 9:17:00 AM	3/14/2013 2:00:00 PM	BOD	n/a	=	39	mg/L	SM 5210 B	0.1	2	WKL	EST
MO-SPA	2012/13-4	Wet	3/8/2013 9:17:00 AM	3/20/2013 10:56:00 PM	COD	n/a	=	220	mg/L	EPA 410.4	0.73	5	WKL	
MO-SPA	2012/13-4	Wet	3/8/2013 9:17:00 AM	3/14/2013 11:51:00 AM	Hardness as CaCO3	Total	=	74.4	mg/L	EPA 200.7	0.0885	0.662	WKL	
MO-SPA	2012/13-4	Wet	3/8/2013 9:17:00 AM	3/9/2013 8:43:00 PM	MBAS	n/a	=	1.1	mg/L	SM 5540 C	0.076	0.2	WKL	D
MO-SPA	2012/13-4	Wet	3/8/2013 9:17:00 AM	3/26/2013 12:04:00 PM	Phenolics	n/a	=	0.072	mg/L	EPA 420.4	0.0042	0.01	WKL	
MO-SPA	2012/13-4	Wet	3/8/2013 9:17:00 AM	3/18/2013 3:18:00 PM	Specific Conductance	n/a	=	200	µmhos/cm	SM 2510 B	0.23	2	WKL	
MO-SPA	2012/13-4	Wet	3/8/2013 9:17:00 AM	3/12/2013 9:45:00 PM	Total Dissolved Solids	n/a	=	160	mg/L	SM 2540 C	4	10	WKL	
MO-SPA	2012/13-4	Wet	3/8/2013 9:17:00 AM	3/14/2013 2:56:00 PM	Total Organic Carbon	n/a	=	32	mg/L	SM 5310 C	0.18	6	WKL	D
MO-SPA	2012/13-4	Wet	3/8/2013 9:17:00 AM	3/12/2013 8:00:00 PM	Total Suspended Solids	n/a	=	200	mg/L	SM 2540 D	5	5	WKL	
MO-SPA	2012/13-4	Wet	3/8/2013 9:17:00 AM	3/9/2013 6:55:00 PM	Turbidity	n/a	=	70	NTU	EPA 180.1	0.024	0.1	WKL	
MO-SPA	2012/13-4	Wet	3/8/2013 9:17:00 AM	3/12/2013 8:00:00 PM	Volatile Suspended Solids	n/a	=	61	mg/L	EPA 160.4	3.1	5	WKL	
MO-SPA	2012/13-4	Wet	3/8/2013 9:17:00 AM	4/1/2013 7:06:00 PM	Aluminum	Dissolved	=	34	µg/L	EPA 200.8	0.61	5	WKL	
MO-SPA	2012/13-4	Wet	3/8/2013 9:17:00 AM	4/1/2013 9:15:00 PM	Aluminum	Total	=	3500	µg/L	EPA 200.8	2.1	5	WKL	
MO-SPA	2012/13-4	Wet	3/8/2013 9:17:00 AM	4/1/2013 7:06:00 PM	Antimony	Dissolved	=	1.4	µg/L	EPA 200.8	0.04	0.5	WKL	
MO-SPA	2012/13-4	Wet	3/8/2013 9:17:00 AM	4/1/2013 9:15:00 PM	Antimony	Total	=	2.3	µg/L	EPA 200.8	0.04	0.5	WKL	
MO-SPA	2012/13-4	Wet	3/8/2013 9:17:00 AM	4/1/2013 7:06:00 PM	Arsenic	Dissolved	=	1.1	µg/L	EPA 200.8	0.036	0.4	WKL	
MO-SPA	2012/13-4	Wet	3/8/2013 9:17:00 AM	4/1/2013 9:15:00 PM	Arsenic	Total	=	2.2	µg/L	EPA 200.8	0.13	0.4	WKL	
MO-SPA	2012/13-4	Wet	3/8/2013 9:17:00 AM	4/2/2013 1:22:00 PM	Beryllium	Dissolved	<	0.088	µg/L	EPA 200.8	0.088	0.1	WKL	
MO-SPA	2012/13-4	Wet	3/8/2013 9:17:00 AM	4/2/2013 2:13:00 PM	Beryllium	Total	=	0.13	µg/L	EPA 200.8	0.088	0.1	WKL	
MO-SPA	2012/13-4	Wet	3/8/2013 9:17:00 AM	4/1/2013 7:06:00 PM	Cadmium	Dissolved	DNQ	0.08	µg/L	EPA 200.8	0.02	0.1	WKL	
MO-SPA	2012/13-4	Wet	3/8/2013 9:17:00 AM	4/1/2013 9:15:00 PM	Cadmium	Total	=	0.62	µg/L	EPA 200.8	0.02	0.1	WKL	
MO-SPA	2012/13-4	Wet	3/8/2013 9:17:00 AM	4/1/2013 7:06:00 PM	Chromium	Dissolved	=	1.2	µg/L	EPA 200.8	0.074	0.2	WKL	
MO-SPA	2012/13-4	Wet	3/8/2013 9:17:00 AM	4/1/2013 9:15:00 PM	Chromium	Total	=	7.8	µg/L	EPA 200.8	0.074	0.2	WKL	
MO-SPA	2012/13-4	Wet	3/8/2013 9:17:00 AM	3/13/2013 3:51:00 PM	Chromium VI	n/a	=	0.59	µg/L	EPA 218.6	0.0059	0.3	WKL	
MO-SPA	2012/13-4	Wet	3/8/2013 9:17:00 AM	4/1/2013 7:06:00 PM	Copper	Dissolved	=	11	µg/L	EPA 200.8	0.27	0.5	WKL	
MO-SPA	2012/13-4	Wet	3/8/2013 9:17:00 AM	4/1/2013 9:15:00 PM	Copper	Total	=	41	µg/L	EPA 200.8	0.27	0.5	WKL	
MO-SPA	2012/13-4	Wet	3/8/2013 9:17:00 AM	3/14/2013 11:48:00 AM	Iron	Dissolved	=	160	µg/L	EPA 200.7	1.1	10	WKL	
MO-SPA	2012/13-4	Wet	3/8/2013 9:17:00 AM	3/14/2013 11:51:00 AM	Iron	Total	=	5300	µg/L	EPA 200.7	1.1	10	WKL	LB-MSR
MO-SPA	2012/13-4	Wet	3/8/2013 9:17:00 AM	4/2/2013 1:22:00 PM	Lead	Dissolved	=	1.6	µg/L	EPA 200.8	0.011	0.2	WKL	
MO-SPA	2012/13-4	Wet	3/8/2013 9:17:00 AM	4/2/2013 2:13:00 PM	Lead	Total	=	19	µg/L	EPA 200.8	0.035	0.2	WKL	
MO-SPA	2012/13-4	Wet	3/8/2013 9:17:00 AM	3/27/2013 4:49:00 PM	Mercury	Dissolved	<	3.9	ng/L	EPA 245.1	3.9	50	WKL	
MO-SPA	2012/13-4	Wet	3/8/2013 9:17:00 AM	4/3/2013 2:38:00 PM	Mercury	Total	=	85	ng/L	EPA 245.1	3.9	50	WKL	
MO-SPA	2012/13-4	Wet	3/8/2013 9:17:00 AM	4/1/2013 7:06:00 PM	Nickel	Dissolved	=	5.7	µg/L	EPA 200.8	0.13	0.8	WKL	
MO-SPA	2012/13-4	Wet	3/8/2013 9:17:00 AM	4/1/2013 9:15:00 PM	Nickel	Total	=	12	µg/L	EPA 200.8	0.13	0.8	WKL	
MO-SPA	2012/13-4	Wet	3/8/2013 9:17:00 AM	4/1/2013 7:06:00 PM	Selenium	Dissolved	=	0.4	µg/L	EPA 200.8	0.28	0.4	WKL	
MO-SPA	2012/13-4	Wet	3/8/2013 9:17:00 AM	4/1/2013 9:15:00 PM	Selenium	Total	=	0.6	µg/L	EPA 200.8	0.28	0.4	WKL	
MO-SPA	2012/13-4	Wet	3/8/2013 9:17:00 AM	4/1/2013 7:06:00 PM	Silver	Dissolved	<	0.027	µg/L	EPA 200.8	0.027	0.2	WKL	
MO-SPA	2012/13-4	Wet	3/8/2013 9:17:00 AM	4/1/2013 9:15:00 PM	Silver	Total	DNQ	0.08	µg/L	EPA 200.8	0.027	0.2	WKL	
MO-SPA	2012/13-4	Wet	3/8/2013 9:17:00 AM	4/1/2013 7:06:00 PM	Thallium	Dissolved	DNQ	0.01	µg/L	EPA 200.8	0.009	0.2	WKL	
MO-SPA	2012/13-4	Wet	3/8/2013 9:17:00 AM	4/1/2013 9:15:00 PM	Thallium	Total	DNQ	0.09	µg/L	EPA 200.8	0.034	0.2	WKL	

Appendix G
Laboratory Environmental Analysis Results

Site ID	Event	Event Type	Sample Date	Analysis Date	Constituent	Fraction	Sign	Result	Units	Method	MDL	Reporting Limit	Analyzing Laboratory	Qualifier
MO-SPA	2012/13-4	Wet	3/8/2013 9:17:00 AM	4/1/2013 7:06:00 PM	Zinc	Dissolved	=	93	µg/L	EPA 200.8	1.1	5	WKL	
MO-SPA	2012/13-4	Wet	3/8/2013 9:17:00 AM	4/1/2013 9:15:00 PM	Zinc	Total	=	250	µg/L	EPA 200.8	1.1	5	WKL	
MO-SPA	2012/13-4	Wet	3/8/2013 9:17:00 AM	3/26/2013 1:57:00 PM	Ammonia as N	n/a	=	0.76	mg/L	EPA 350.1	0.048	0.1	WKL	
MO-SPA	2012/13-4	Wet	3/8/2013 9:17:00 AM	3/11/2013 5:24:00 PM	Nitrate + Nitrite as N	n/a	=	0.81	mg/L	EPA 353.2	0.01	0.1	WKL	
MO-SPA	2012/13-4	Wet	3/8/2013 9:17:00 AM	4/4/2013 7:44:00 PM	Phosphorus as P	Dissolved	=	0.33	mg/L	EPA 365.1	0.0028	0.02	WKL	D
MO-SPA	2012/13-4	Wet	3/8/2013 9:17:00 AM	3/15/2013 2:42:00 PM	Phosphorus as P	Total	=	0.78	mg/L	EPA 365.1	0.007	0.05	WKL	D
MO-SPA	2012/13-4	Wet	3/8/2013 9:17:00 AM	3/21/2013 1:34:00 PM	TKN	n/a	=	4.1	mg/L	EPA 351.2	0.15	0.2	WKL	D
MO-SPA	2012/13-4	Wet	3/8/2013 9:17:00 AM	3/19/2013 2:14:00 AM	1,2,4-Trichlorobenzene	n/a	<	0.55	µg/L	EPA 625	0.55	1	WKL	
MO-SPA	2012/13-4	Wet	3/8/2013 9:17:00 AM	3/19/2013 2:14:00 AM	1,2-Dichlorobenzene	n/a	<	0.57	µg/L	EPA 625	0.57	1	WKL	
MO-SPA	2012/13-4	Wet	3/8/2013 9:17:00 AM	3/19/2013 2:14:00 AM	1,2-Diphenylhydrazine	n/a	<	0.25	µg/L	EPA 625	0.25	1	WKL	
MO-SPA	2012/13-4	Wet	3/8/2013 9:17:00 AM	3/19/2013 2:14:00 AM	1,3-Dichlorobenzene	n/a	<	0.53	µg/L	EPA 625	0.53	1	WKL	
MO-SPA	2012/13-4	Wet	3/8/2013 9:17:00 AM	3/19/2013 2:14:00 AM	1,4-Dichlorobenzene	n/a	<	0.55	µg/L	EPA 625	0.55	1	WKL	
MO-SPA	2012/13-4	Wet	3/8/2013 9:17:00 AM	4/9/2013 11:09:00 PM	1-Methylnaphthalene	n/a	<	0.1	µg/L	EPA 8270Cm	0.1	0.1	WKL	
MO-SPA	2012/13-4	Wet	3/8/2013 9:17:00 AM	4/11/2013 5:07:00 AM	2,4,5-Trichlorophenol	n/a	<	0.29	µg/L	EPA 8270Cm	0.29	1	WKL	
MO-SPA	2012/13-4	Wet	3/8/2013 9:17:00 AM	4/11/2013 5:07:00 AM	2,4,6-Trichlorophenol	n/a	<	0.3	µg/L	EPA 8270Cm	0.3	1	WKL	
MO-SPA	2012/13-4	Wet	3/8/2013 9:17:00 AM	4/11/2013 5:07:00 AM	2,4-Dichlorophenol	n/a	<	0.51	µg/L	EPA 8270Cm	0.51	1	WKL	
MO-SPA	2012/13-4	Wet	3/8/2013 9:17:00 AM	4/11/2013 5:07:00 AM	2,4-Dimethylphenol	n/a	<	1	µg/L	EPA 8270Cm	1	2	WKL	
MO-SPA	2012/13-4	Wet	3/8/2013 9:17:00 AM	4/11/2013 5:07:00 AM	2,4-Dinitrophenol	n/a	<	1	µg/L	EPA 8270Cm	1	2	WKL	
MO-SPA	2012/13-4	Wet	3/8/2013 9:17:00 AM	3/19/2013 2:14:00 AM	2,4-Dinitrotoluene	n/a	<	0.18	µg/L	EPA 625	0.18	1	WKL	
MO-SPA	2012/13-4	Wet	3/8/2013 9:17:00 AM	3/19/2013 2:14:00 AM	2,6-Dinitrotoluene	n/a	<	0.27	µg/L	EPA 625	0.27	1	WKL	
MO-SPA	2012/13-4	Wet	3/8/2013 9:17:00 AM	3/19/2013 2:14:00 AM	2-Chloronaphthalene	n/a	<	0.45	µg/L	EPA 625	0.45	1	WKL	
MO-SPA	2012/13-4	Wet	3/8/2013 9:17:00 AM	4/11/2013 5:07:00 AM	2-Chlorophenol	n/a	<	0.65	µg/L	EPA 8270Cm	0.65	1	WKL	
MO-SPA	2012/13-4	Wet	3/8/2013 9:17:00 AM	4/9/2013 11:09:00 PM	2-Methylnaphthalene	n/a	<	0.1	µg/L	EPA 8270Cm	0.1	0.1	WKL	
MO-SPA	2012/13-4	Wet	3/8/2013 9:17:00 AM	4/11/2013 5:07:00 AM	2-Methylphenol	n/a	<	0.34	µg/L	EPA 8270Cm	0.34	1	WKL	
MO-SPA	2012/13-4	Wet	3/8/2013 9:17:00 AM	4/11/2013 5:07:00 AM	2-Nitrophenol	n/a	<	0.71	µg/L	EPA 8270Cm	0.71	1	WKL	
MO-SPA	2012/13-4	Wet	3/8/2013 9:17:00 AM	3/19/2013 2:14:00 AM	3,3'-Dichlorobenzidine	n/a	<	1.2	µg/L	EPA 625	1.2	5	WKL	
MO-SPA	2012/13-4	Wet	3/8/2013 9:17:00 AM	4/11/2013 5:07:00 AM	3-/4-Methylphenol	n/a	<	0.3	µg/L	EPA 8270Cm	0.3	1	WKL	
MO-SPA	2012/13-4	Wet	3/8/2013 9:17:00 AM	4/11/2013 5:07:00 AM	4,6-Dinitro-2-methylphenol	n/a	<	0.14	µg/L	EPA 8270Cm	0.14	1	WKL	
MO-SPA	2012/13-4	Wet	3/8/2013 9:17:00 AM	3/19/2013 2:14:00 AM	4-Bromophenyl phenyl ether	n/a	<	0.36	µg/L	EPA 625	0.36	1	WKL	
MO-SPA	2012/13-4	Wet	3/8/2013 9:17:00 AM	4/11/2013 5:07:00 AM	4-Chloro-3-methylphenol	n/a	<	0.37	µg/L	EPA 8270Cm	0.37	1	WKL	
MO-SPA	2012/13-4	Wet	3/8/2013 9:17:00 AM	3/19/2013 2:14:00 AM	4-Chlorophenyl phenyl ether	n/a	<	0.41	µg/L	EPA 625	0.41	1	WKL	
MO-SPA	2012/13-4	Wet	3/8/2013 9:17:00 AM	4/11/2013 5:07:00 AM	4-Nitrophenol	n/a	<	1	µg/L	EPA 8270Cm	1	2	WKL	
MO-SPA	2012/13-4	Wet	3/8/2013 9:17:00 AM	4/9/2013 11:09:00 PM	Acenaphthene	n/a	<	0.1	µg/L	EPA 8270Cm	0.1	0.1	WKL	
MO-SPA	2012/13-4	Wet	3/8/2013 9:17:00 AM	4/9/2013 11:09:00 PM	Acenaphthylene	n/a	<	0.1	µg/L	EPA 8270Cm	0.1	0.1	WKL	
MO-SPA	2012/13-4	Wet	3/8/2013 9:17:00 AM	4/9/2013 11:09:00 PM	Anthracene	n/a	<	0.1	µg/L	EPA 8270Cm	0.1	0.1	WKL	
MO-SPA	2012/13-4	Wet	3/8/2013 9:17:00 AM	4/9/2013 11:09:00 PM	Benz(a)anthracene	n/a	<	0.1	µg/L	EPA 8270Cm	0.1	0.1	WKL	
MO-SPA	2012/13-4	Wet	3/8/2013 9:17:00 AM	3/19/2013 2:14:00 AM	Benzidine	n/a	<	3.7	µg/L	EPA 625	3.7	10	WKL	
MO-SPA	2012/13-4	Wet	3/8/2013 9:17:00 AM	3/26/2013 8:19:00 PM	Benzo(a)pyrene	n/a	<	0.07	µg/L	EPA 525.2	0.07	0.1	WKL	
MO-SPA	2012/13-4	Wet	3/8/2013 9:17:00 AM	4/9/2013 11:09:00 PM	Benzo(b)fluoranthene	n/a	<	0.1	µg/L	EPA 8270Cm	0.1	0.1	WKL	
MO-SPA	2012/13-4	Wet	3/8/2013 9:17:00 AM	4/9/2013 11:09:00 PM	Benzo(g,h,i)perylene	n/a	<	0.1	µg/L	EPA 8270Cm	0.1	0.1	WKL	
MO-SPA	2012/13-4	Wet	3/8/2013 9:17:00 AM	4/9/2013 11:09:00 PM	Benzo(k)fluoranthene	n/a	<	0.1	µg/L	EPA 8270Cm	0.1	0.1	WKL	
MO-SPA	2012/13-4	Wet	3/8/2013 9:17:00 AM	3/19/2013 2:14:00 AM	Bis(2-chloroethoxy)methane	n/a	<	0.25	µg/L	EPA 625	0.25	1	WKL	
MO-SPA	2012/13-4	Wet	3/8/2013 9:17:00 AM	3/19/2013 2:14:00 AM	Bis(2-chloroethyl)ether	n/a	<	0.27	µg/L	EPA 625	0.27	1	WKL	
MO-SPA	2012/13-4	Wet	3/8/2013 9:17:00 AM	3/19/2013 2:14:00 AM	Bis(2-chloroisopropyl)ether	n/a	<	0.38	µg/L	EPA 625	0.38	1	WKL	
MO-SPA	2012/13-4	Wet	3/8/2013 9:17:00 AM	3/26/2013 8:19:00 PM	Bis(2-ethylhexyl)adipate	n/a	<	0.1	µg/L	EPA 525.2	0.1	5	WKL	
MO-SPA	2012/13-4	Wet	3/8/2013 9:17:00 AM	3/26/2013 8:19:00 PM	Bis(2-ethylhexyl)phthalate	n/a	=	5.8	µg/L	EPA 525.2	1.1	3	WKL	
MO-SPA	2012/13-4	Wet	3/8/2013 9:17:00 AM	3/19/2013 2:14:00 AM	Butyl benzyl phthalate	n/a	DNQ	0.72	µg/L	EPA 625	0.18	1	WKL	
MO-SPA	2012/13-4	Wet	3/8/2013 9:17:00 AM	4/9/2013 11:09:00 PM	Chrysene	n/a	<	0.1	µg/L	EPA 8270Cm	0.1	0.1	WKL	

Appendix G
Laboratory Environmental Analysis Results

Site ID	Event	Event Type	Sample Date	Analysis Date	Constituent	Fraction	Sign	Result	Units	Method	MDL	Reporting Limit	Analyzing Laboratory	Qualifier
MO-SPA	2012/13-4	Wet	3/8/2013 9:17:00 AM	4/9/2013 11:09:00 PM	Dibenz(a,h)anthracene	n/a	<	0.1	µg/L	EPA 8270Cm	0.1	0.1	WKL	
MO-SPA	2012/13-4	Wet	3/8/2013 9:17:00 AM	3/19/2013 2:14:00 AM	Diethyl phthalate	n/a	=	1.1	µg/L	EPA 625	0.15	1	WKL	
MO-SPA	2012/13-4	Wet	3/8/2013 9:17:00 AM	3/19/2013 2:14:00 AM	Dimethyl phthalate	n/a	DNQ	0.86	µg/L	EPA 625	0.18	1	WKL	
MO-SPA	2012/13-4	Wet	3/8/2013 9:17:00 AM	3/19/2013 2:14:00 AM	Di-n-butylphthalate	n/a	DNQ	0.54	µg/L	EPA 625	0.24	1	WKL	
MO-SPA	2012/13-4	Wet	3/8/2013 9:17:00 AM	3/19/2013 2:14:00 AM	Di-n-octylphthalate	n/a	<	0.19	µg/L	EPA 625	0.19	1	WKL	
MO-SPA	2012/13-4	Wet	3/8/2013 9:17:00 AM	4/9/2013 11:09:00 PM	Fluoranthene	n/a	=	0.13	µg/L	EPA 8270Cm	0.1	0.1	WKL	
MO-SPA	2012/13-4	Wet	3/8/2013 9:17:00 AM	4/9/2013 11:09:00 PM	Fluorene	n/a	<	0.1	µg/L	EPA 8270Cm	0.1	0.1	WKL	
MO-SPA	2012/13-4	Wet	3/8/2013 9:17:00 AM	3/19/2013 2:14:00 AM	Hexachlorobenzene	n/a	<	0.49	µg/L	EPA 625	0.49	1	WKL	
MO-SPA	2012/13-4	Wet	3/8/2013 9:17:00 AM	3/19/2013 2:14:00 AM	Hexachlorobutadiene	n/a	<	0.47	µg/L	EPA 625	0.47	1	WKL	
MO-SPA	2012/13-4	Wet	3/8/2013 9:17:00 AM	3/19/2013 2:14:00 AM	Hexachlorocyclopentadiene	n/a	<	1.5	µg/L	EPA 625	1.5	5	WKL	
MO-SPA	2012/13-4	Wet	3/8/2013 9:17:00 AM	3/19/2013 2:14:00 AM	Hexachloroethane	n/a	<	0.52	µg/L	EPA 625	0.52	1	WKL	
MO-SPA	2012/13-4	Wet	3/8/2013 9:17:00 AM	4/9/2013 11:09:00 PM	Indeno(1,2,3-cd)pyrene	n/a	<	0.1	µg/L	EPA 8270Cm	0.1	0.1	WKL	
MO-SPA	2012/13-4	Wet	3/8/2013 9:17:00 AM	3/19/2013 2:14:00 AM	Isophorone	n/a	<	0.21	µg/L	EPA 625	0.21	1	WKL	
MO-SPA	2012/13-4	Wet	3/8/2013 9:17:00 AM	4/9/2013 11:09:00 PM	Naphthalene	n/a	<	0.1	µg/L	EPA 8270Cm	0.1	0.1	WKL	
MO-SPA	2012/13-4	Wet	3/8/2013 9:17:00 AM	3/19/2013 2:14:00 AM	Nitrobenzene	n/a	<	0.36	µg/L	EPA 625	0.36	1	WKL	
MO-SPA	2012/13-4	Wet	3/8/2013 9:17:00 AM	3/19/2013 2:14:00 AM	N-Nitrosodimethylamine	n/a	<	0.14	µg/L	EPA 625	0.14	1	WKL	
MO-SPA	2012/13-4	Wet	3/8/2013 9:17:00 AM	3/19/2013 2:14:00 AM	N-Nitrosodi-N-propylamine	n/a	<	0.26	µg/L	EPA 625	0.26	1	WKL	
MO-SPA	2012/13-4	Wet	3/8/2013 9:17:00 AM	3/19/2013 2:14:00 AM	N-Nitrosodiphenylamine	n/a	<	0.19	µg/L	EPA 625	0.19	1	WKL	
MO-SPA	2012/13-4	Wet	3/8/2013 9:17:00 AM	4/9/2013 11:09:00 PM	Phenanthrene	n/a	<	0.1	µg/L	EPA 8270Cm	0.1	0.1	WKL	
MO-SPA	2012/13-4	Wet	3/8/2013 9:17:00 AM	4/11/2013 5:07:00 AM	Phenol	n/a	<	0.35	µg/L	EPA 8270Cm	0.35	1	WKL	
MO-SPA	2012/13-4	Wet	3/8/2013 9:17:00 AM	4/9/2013 11:09:00 PM	Pyrene	n/a	=	0.12	µg/L	EPA 8270Cm	0.1	0.1	WKL	
MO-SPA	2012/13-4	Wet	3/8/2013 9:17:00 AM	3/24/2013 8:03:00 AM	PCB Aroclor 1016	n/a	<	0.05	µg/L	EPA 608	0.05	0.5	WKL	
MO-SPA	2012/13-4	Wet	3/8/2013 9:17:00 AM	3/24/2013 8:03:00 AM	PCB Aroclor 1221	n/a	<	0.06	µg/L	EPA 608	0.06	0.5	WKL	
MO-SPA	2012/13-4	Wet	3/8/2013 9:17:00 AM	3/24/2013 8:03:00 AM	PCB Aroclor 1232	n/a	<	0.15	µg/L	EPA 608	0.15	0.5	WKL	
MO-SPA	2012/13-4	Wet	3/8/2013 9:17:00 AM	3/24/2013 8:03:00 AM	PCB Aroclor 1242	n/a	<	0.07	µg/L	EPA 608	0.07	0.5	WKL	
MO-SPA	2012/13-4	Wet	3/8/2013 9:17:00 AM	3/24/2013 8:03:00 AM	PCB Aroclor 1248	n/a	<	0.06	µg/L	EPA 608	0.06	0.5	WKL	
MO-SPA	2012/13-4	Wet	3/8/2013 9:17:00 AM	3/24/2013 8:03:00 AM	PCB Aroclor 1254	n/a	<	0.04	µg/L	EPA 608	0.04	0.5	WKL	
MO-SPA	2012/13-4	Wet	3/8/2013 9:17:00 AM	3/24/2013 8:03:00 AM	PCB Aroclor 1260	n/a	<	0.04	µg/L	EPA 608	0.04	0.5	WKL	
MO-SPA	2012/13-4	Wet	3/8/2013 9:17:00 AM	3/21/2013 10:51:00 PM	2,4,5-T	n/a	<	0.07	µg/L	EPA 515.3	0.07	0.2	WKL	
MO-SPA	2012/13-4	Wet	3/8/2013 9:17:00 AM	3/21/2013 10:51:00 PM	2,4,5-TP	n/a	<	0.09	µg/L	EPA 515.3	0.09	0.2	WKL	
MO-SPA	2012/13-4	Wet	3/8/2013 9:17:00 AM	3/21/2013 10:51:00 PM	2,4-D	n/a	<	0.07	µg/L	EPA 515.3	0.07	0.4	WKL	
MO-SPA	2012/13-4	Wet	3/8/2013 9:17:00 AM	3/21/2013 10:51:00 PM	2,4-DB	n/a	<	0.07	µg/L	EPA 515.3	0.07	2	WKL	
MO-SPA	2012/13-4	Wet	3/8/2013 9:17:00 AM	3/21/2013 10:51:00 PM	3,5-Dichlorobenzoic acid	n/a	<	0.09	µg/L	EPA 515.3	0.09	1	WKL	
MO-SPA	2012/13-4	Wet	3/8/2013 9:17:00 AM	3/24/2013 8:03:00 AM	4,4'-DDD	n/a	<	0.003	µg/L	EPA 608	0.003	0.05	WKL	
MO-SPA	2012/13-4	Wet	3/8/2013 9:17:00 AM	3/24/2013 8:03:00 AM	4,4'-DDE	n/a	<	0.0025	µg/L	EPA 608	0.0025	0.05	WKL	
MO-SPA	2012/13-4	Wet	3/8/2013 9:17:00 AM	3/24/2013 8:03:00 AM	4,4'-DDT	n/a	<	0.0031	µg/L	EPA 608	0.0031	0.01	WKL	
MO-SPA	2012/13-4	Wet	3/8/2013 9:17:00 AM	3/21/2013 10:51:00 PM	Acifluorfen	n/a	<	0.06	µg/L	EPA 515.3	0.06	0.4	WKL	
MO-SPA	2012/13-4	Wet	3/8/2013 9:17:00 AM	3/26/2013 8:19:00 PM	Alachlor	n/a	<	0.022	µg/L	EPA 525.2	0.022	0.1	WKL	
MO-SPA	2012/13-4	Wet	3/8/2013 9:17:00 AM	3/24/2013 8:03:00 AM	Aldrin	n/a	<	0.0015	µg/L	EPA 608	0.0015	0.005	WKL	
MO-SPA	2012/13-4	Wet	3/8/2013 9:17:00 AM	3/24/2013 8:03:00 AM	alpha-BHC	n/a	<	0.0018	µg/L	EPA 608	0.0018	0.01	WKL	
MO-SPA	2012/13-4	Wet	3/8/2013 9:17:00 AM	3/24/2013 8:03:00 AM	alpha-Chlordane	n/a	<	0.0041	µg/L	EPA 608	0.0041	0.01	WKL	
MO-SPA	2012/13-4	Wet	3/8/2013 9:17:00 AM	3/26/2013 8:19:00 PM	Atrazine	n/a	<	0.034	µg/L	EPA 525.2	0.034	0.1	WKL	
MO-SPA	2012/13-4	Wet	3/8/2013 9:17:00 AM	3/22/2013 9:08:00 PM	Azinphos methyl	n/a	<	0.0055	µg/L	EPA 525.2	0.0055	0.01	WKL	LB-LCSR
MO-SPA	2012/13-4	Wet	3/8/2013 9:17:00 AM	3/21/2013 10:51:00 PM	Bentazon	n/a	<	0.11	µg/L	EPA 515.3	0.11	2	WKL	
MO-SPA	2012/13-4	Wet	3/8/2013 9:17:00 AM	3/24/2013 8:03:00 AM	beta-BHC	n/a	<	0.0031	µg/L	EPA 608	0.0031	0.005	WKL	
MO-SPA	2012/13-4	Wet	3/8/2013 9:17:00 AM	3/22/2013 9:08:00 PM	Bolstar	n/a	<	0.0046	µg/L	EPA 525.2	0.0046	0.01	WKL	
MO-SPA	2012/13-4	Wet	3/8/2013 9:17:00 AM	3/26/2013 8:19:00 PM	Bromacil	n/a	<	0.038	µg/L	EPA 525.2	0.038	1	WKL	
MO-SPA	2012/13-4	Wet	3/8/2013 9:17:00 AM	3/26/2013 8:19:00 PM	Butachlor	n/a	<	0.017	µg/L	EPA 525.2	0.017	0.2	WKL	

Appendix G
Laboratory Environmental Analysis Results

Site ID	Event	Event Type	Sample Date	Analysis Date	Constituent	Fraction	Sign	Result	Units	Method	MDL	Reporting Limit	Analyzing Laboratory	Qualifier
MO-SPA	2012/13-4	Wet	3/8/2013 9:17:00 AM	3/26/2013 8:19:00 PM	Captan	n/a	<	0.86	µg/L	EPA 525.2	0.86	1	WKL	
MO-SPA	2012/13-4	Wet	3/8/2013 9:17:00 AM	3/24/2013 8:03:00 AM	Chlordane (technical)	n/a	<	0.08	µg/L	EPA 608	0.08	0.1	WKL	
MO-SPA	2012/13-4	Wet	3/8/2013 9:17:00 AM	3/26/2013 8:19:00 PM	Chloropropham	n/a	<	0.01	µg/L	EPA 525.2	0.01	0.1	WKL	
MO-SPA	2012/13-4	Wet	3/8/2013 9:17:00 AM	3/22/2013 9:08:00 PM	Chlorpyrifos	n/a	=	0.019	µg/L	EPA 525.2	0.0069	0.01	WKL	
MO-SPA	2012/13-4	Wet	3/8/2013 9:17:00 AM	3/22/2013 9:08:00 PM	Coumaphos	n/a	<	0.0051	µg/L	EPA 525.2	0.0051	0.01	WKL	
MO-SPA	2012/13-4	Wet	3/8/2013 9:17:00 AM	3/26/2013 8:19:00 PM	Cyanazine	n/a	<	0.024	µg/L	EPA 525.2	0.024	0.1	WKL	
MO-SPA	2012/13-4	Wet	3/8/2013 9:17:00 AM	3/21/2013 10:51:00 PM	Dalapon	n/a	<	0.1	µg/L	EPA 515.3	0.1	0.4	WKL	
MO-SPA	2012/13-4	Wet	3/8/2013 9:17:00 AM	3/21/2013 10:51:00 PM	DCPA (Dacthal)	n/a	<	0.07	µg/L	EPA 515.3	0.07	0.1	WKL	
MO-SPA	2012/13-4	Wet	3/8/2013 9:17:00 AM	3/24/2013 8:03:00 AM	delta-BHC	n/a	<	0.0025	µg/L	EPA 608	0.0025	0.005	WKL	
MO-SPA	2012/13-4	Wet	3/8/2013 9:17:00 AM	3/22/2013 9:08:00 PM	Demeton-O	n/a	<	0.01	µg/L	EPA 525.2	0.01	0.01	WKL	
MO-SPA	2012/13-4	Wet	3/8/2013 9:17:00 AM	3/22/2013 9:08:00 PM	Demeton-S	n/a	<	0.01	µg/L	EPA 525.2	0.01	0.01	WKL	
MO-SPA	2012/13-4	Wet	3/8/2013 9:17:00 AM	3/22/2013 9:08:00 PM	Diazinon	n/a	DNQ	0.0078	µg/L	EPA 525.2	0.0052	0.01	WKL	
MO-SPA	2012/13-4	Wet	3/8/2013 9:17:00 AM	3/21/2013 10:51:00 PM	Dicamba	n/a	<	0.12	µg/L	EPA 515.3	0.12	0.6	WKL	
MO-SPA	2012/13-4	Wet	3/8/2013 9:17:00 AM	3/21/2013 10:51:00 PM	Dichlorprop	n/a	<	0.08	µg/L	EPA 515.3	0.08	0.3	WKL	
MO-SPA	2012/13-4	Wet	3/8/2013 9:17:00 AM	3/22/2013 9:08:00 PM	Dichlorvos	n/a	<	0.0029	µg/L	EPA 525.2	0.0029	0.01	WKL	
MO-SPA	2012/13-4	Wet	3/8/2013 9:17:00 AM	3/24/2013 8:03:00 AM	Dieldrin	n/a	<	0.0021	µg/L	EPA 608	0.0021	0.01	WKL	
MO-SPA	2012/13-4	Wet	3/8/2013 9:17:00 AM	3/22/2013 9:08:00 PM	Dimethoate	n/a	<	0.0062	µg/L	EPA 525.2	0.0062	0.01	WKL	
MO-SPA	2012/13-4	Wet	3/8/2013 9:17:00 AM	3/21/2013 10:51:00 PM	Dinoseb	n/a	<	0.14	µg/L	EPA 515.3	0.14	0.4	WKL	
MO-SPA	2012/13-4	Wet	3/8/2013 9:17:00 AM	3/26/2013 8:19:00 PM	Diphenamid	n/a	<	0.024	µg/L	EPA 525.2	0.024	0.1	WKL	
MO-SPA	2012/13-4	Wet	3/8/2013 9:17:00 AM	3/22/2013 9:08:00 PM	Disulfoton	n/a	<	0.01	µg/L	EPA 525.2	0.01	0.01	WKL	
MO-SPA	2012/13-4	Wet	3/8/2013 9:17:00 AM	3/24/2013 8:03:00 AM	Endosulfan I	n/a	<	0.0017	µg/L	EPA 608	0.0017	0.02	WKL	
MO-SPA	2012/13-4	Wet	3/8/2013 9:17:00 AM	3/24/2013 8:03:00 AM	Endosulfan II	n/a	<	0.0019	µg/L	EPA 608	0.0019	0.01	WKL	
MO-SPA	2012/13-4	Wet	3/8/2013 9:17:00 AM	3/24/2013 8:03:00 AM	Endosulfan sulfate	n/a	<	0.008	µg/L	EPA 608	0.008	0.05	WKL	
MO-SPA	2012/13-4	Wet	3/8/2013 9:17:00 AM	3/24/2013 8:03:00 AM	Endrin	n/a	<	0.0028	µg/L	EPA 608	0.0028	0.01	WKL	
MO-SPA	2012/13-4	Wet	3/8/2013 9:17:00 AM	3/24/2013 8:03:00 AM	Endrin aldehyde	n/a	<	0.003	µg/L	EPA 608	0.003	0.01	WKL	
MO-SPA	2012/13-4	Wet	3/8/2013 9:17:00 AM	3/26/2013 8:19:00 PM	EPTC	n/a	<	0.017	µg/L	EPA 525.2	0.017	1	WKL	
MO-SPA	2012/13-4	Wet	3/8/2013 9:17:00 AM	3/22/2013 9:08:00 PM	Ethoprop	n/a	<	0.0067	µg/L	EPA 525.2	0.0067	0.01	WKL	
MO-SPA	2012/13-4	Wet	3/8/2013 9:17:00 AM	3/22/2013 9:08:00 PM	Ethyl parathion	n/a	<	0.0054	µg/L	EPA 525.2	0.0054	0.01	WKL	
MO-SPA	2012/13-4	Wet	3/8/2013 9:17:00 AM	3/22/2013 9:08:00 PM	Fensulfothion	n/a	<	0.0029	µg/L	EPA 525.2	0.0029	0.01	WKL	
MO-SPA	2012/13-4	Wet	3/8/2013 9:17:00 AM	3/22/2013 9:08:00 PM	Fenthion	n/a	<	0.0038	µg/L	EPA 525.2	0.0038	0.01	WKL	
MO-SPA	2012/13-4	Wet	3/8/2013 9:17:00 AM	3/24/2013 8:03:00 AM	gamma-BHC (Lindane)	n/a	<	0.0021	µg/L	EPA 608	0.0021	0.02	WKL	
MO-SPA	2012/13-4	Wet	3/8/2013 9:17:00 AM	3/24/2013 8:03:00 AM	gamma-Chlordane	n/a	<	0.0044	µg/L	EPA 608	0.0044	0.01	WKL	
MO-SPA	2012/13-4	Wet	3/8/2013 9:17:00 AM	3/12/2013 4:53:00 PM	Glyphosate	n/a	=	42	µg/L	EPA 547	1.8	5	WKL	
MO-SPA	2012/13-4	Wet	3/8/2013 9:17:00 AM	3/24/2013 8:03:00 AM	Heptachlor	n/a	<	0.0017	µg/L	EPA 608	0.0017	0.01	WKL	
MO-SPA	2012/13-4	Wet	3/8/2013 9:17:00 AM	3/24/2013 8:03:00 AM	Heptachlor epoxide	n/a	<	0.0019	µg/L	EPA 608	0.0019	0.01	WKL	
MO-SPA	2012/13-4	Wet	3/8/2013 9:17:00 AM	3/22/2013 9:08:00 PM	Malathion	n/a	=	0.034	µg/L	EPA 525.2	0.0076	0.01	WKL	
MO-SPA	2012/13-4	Wet	3/8/2013 9:17:00 AM	3/22/2013 9:08:00 PM	Merphos	n/a	<	0.0058	µg/L	EPA 525.2	0.0058	0.01	WKL	
MO-SPA	2012/13-4	Wet	3/8/2013 9:17:00 AM	3/24/2013 8:03:00 AM	Methoxychlor	n/a	<	0.0054	µg/L	EPA 608	0.0054	0.02	WKL	
MO-SPA	2012/13-4	Wet	3/8/2013 9:17:00 AM	3/22/2013 9:08:00 PM	Methyl parathion	n/a	<	0.0063	µg/L	EPA 525.2	0.0063	0.01	WKL	
MO-SPA	2012/13-4	Wet	3/8/2013 9:17:00 AM	3/26/2013 8:19:00 PM	Metolachlor	n/a	<	0.012	µg/L	EPA 525.2	0.012	0.1	WKL	
MO-SPA	2012/13-4	Wet	3/8/2013 9:17:00 AM	3/26/2013 8:19:00 PM	Metribuzin	n/a	<	0.015	µg/L	EPA 525.2	0.015	0.1	WKL	
MO-SPA	2012/13-4	Wet	3/8/2013 9:17:00 AM	3/22/2013 9:08:00 PM	Mevinphos	n/a	<	0.0042	µg/L	EPA 525.2	0.0042	0.01	WKL	
MO-SPA	2012/13-4	Wet	3/8/2013 9:17:00 AM	3/26/2013 8:19:00 PM	Molinate	n/a	<	0.039	µg/L	EPA 525.2	0.039	0.1	WKL	
MO-SPA	2012/13-4	Wet	3/8/2013 9:17:00 AM	3/22/2013 9:08:00 PM	Naled	n/a	<	0.0076	µg/L	EPA 525.2	0.0076	0.01	WKL	
MO-SPA	2012/13-4	Wet	3/8/2013 9:17:00 AM	3/21/2013 10:51:00 PM	Pentachlorophenol	n/a	=	0.62	µg/L	EPA 515.3	0.04	0.2	WKL	
MO-SPA	2012/13-4	Wet	3/8/2013 9:17:00 AM	3/22/2013 9:08:00 PM	Phorate	n/a	<	0.003	µg/L	EPA 525.2	0.003	0.01	WKL	
MO-SPA	2012/13-4	Wet	3/8/2013 9:17:00 AM	3/21/2013 10:51:00 PM	Picloram	n/a	<	0.05	µg/L	EPA 515.3	0.05	0.6	WKL	
MO-SPA	2012/13-4	Wet	3/8/2013 9:17:00 AM	3/26/2013 8:19:00 PM	Prometon	n/a	<	0.024	µg/L	EPA 525.2	0.024	0.2	WKL	

Appendix G
Laboratory Environmental Analysis Results

Site ID	Event	Event Type	Sample Date	Analysis Date	Constituent	Fraction	Sign	Result	Units	Method	MDL	Reporting Limit	Analyzing Laboratory	Qualifier
MO-SPA	2012/13-4	Wet	3/8/2013 9:17:00 AM	3/26/2013 8:19:00 PM	Prometryn	n/a	<	0.036	µg/L	EPA 525.2	0.036	0.1	WKL	
MO-SPA	2012/13-4	Wet	3/8/2013 9:17:00 AM	3/22/2013 9:08:00 PM	Ronnel (Fenchlorphos)	n/a	<	0.0041	µg/L	EPA 525.2	0.0041	0.01	WKL	
MO-SPA	2012/13-4	Wet	3/8/2013 9:17:00 AM	3/26/2013 8:19:00 PM	Simazine	n/a	<	0.015	µg/L	EPA 525.2	0.015	0.1	WKL	
MO-SPA	2012/13-4	Wet	3/8/2013 9:17:00 AM	3/22/2013 9:08:00 PM	Stirophos (Tetrachlorvinphos)	n/a	<	0.0031	µg/L	EPA 525.2	0.0031	0.01	WKL	LB-LCSR
MO-SPA	2012/13-4	Wet	3/8/2013 9:17:00 AM	3/26/2013 8:19:00 PM	Terbacil	n/a	<	0.55	µg/L	EPA 525.2	0.55	2	WKL	
MO-SPA	2012/13-4	Wet	3/8/2013 9:17:00 AM	3/26/2013 8:19:00 PM	Thiobencarb	n/a	<	0.025	µg/L	EPA 525.2	0.025	0.2	WKL	
MO-SPA	2012/13-4	Wet	3/8/2013 9:17:00 AM	3/22/2013 9:08:00 PM	Tokuthion	n/a	<	0.0078	µg/L	EPA 525.2	0.0078	0.01	WKL	
MO-SPA	2012/13-4	Wet	3/8/2013 9:17:00 AM	3/24/2013 8:03:00 AM	Toxaphene	n/a	<	0.12	µg/L	EPA 608	0.12	0.5	WKL	
MO-SPA	2012/13-4	Wet	3/8/2013 9:17:00 AM	3/22/2013 9:08:00 PM	Trichloronate	n/a	<	0.0067	µg/L	EPA 525.2	0.0067	0.01	WKL	
MO-SPA	2012/13-4	Wet	3/8/2013 9:17:00 AM	3/26/2013 8:19:00 PM	Trithion	n/a	<	0.012	µg/L	EPA 525.2	0.012	0.1	WKL	
MO-SPA	2013-DRY	Dry	8/13/2013 9:05:00 AM	8/14/2013 9:00:00 AM	E. Coli	n/a	=	31	MPN/100 mL	MMO-MUG	10	10	VCHCA	
MO-SPA	2013-DRY	Dry	8/13/2013 9:05:00 AM	8/14/2013 9:00:00 AM	Total Coliform	n/a	=	6131	MPN/100 mL	MMO-MUG	10	10	VCHCA	
MO-SPA	2013-DRY	Dry	8/13/2013 9:05:00 AM	8/22/2013 12:11:00 PM	Calcium	Total	=	141	mg/L	EPA 200.7	0.016	0.1	WKL	
MO-SPA	2013-DRY	Dry	8/13/2013 9:05:00 AM	8/22/2013 12:11:00 PM	Magnesium	Total	=	45.1	mg/L	EPA 200.7	0.012	0.1	WKL	
MO-SPA	2013-DRY	Dry	8/13/2013 9:05:00 AM	8/13/2013 9:05:00 AM	Conductivity	n/a	=	1181	µmhos/cm	Field Meter	-88	1	Field Crew	
MO-SPA	2013-DRY	Dry	8/13/2013 9:05:00 AM	8/13/2013 9:05:00 AM	Discharge	n/a	=	0.005	cfs	Field Estimate	-88	-88	Field Crew	
MO-SPA	2013-DRY	Dry	8/13/2013 9:05:00 AM	8/13/2013 9:05:00 AM	DO	n/a	=	8.88	mg/L	Field Meter	-88	0.3	Field Crew	
MO-SPA	2013-DRY	Dry	8/13/2013 9:05:00 AM	8/13/2013 9:05:00 AM	DO	n/a	=	96.1	%	Field Meter	-88	0.1	Field Crew	
MO-SPA	2013-DRY	Dry	8/13/2013 9:05:00 AM	8/22/2013 12:11:00 PM	Hardness as CaCO3	Total	=	537	mg/L	EPA 200.7	0.0894	0.662	WKL	
MO-SPA	2013-DRY	Dry	8/13/2013 9:05:00 AM	8/13/2013 9:05:00 AM	pH	n/a	=	8.2	pH Units	Field Meter	-88	0.01	Field Crew	
MO-SPA	2013-DRY	Dry	8/13/2013 9:05:00 AM	8/13/2013 9:05:00 AM	Salinity	n/a	=	700	mg/L	Field Meter	-88	100	Field Crew	
MO-SPA	2013-DRY	Dry	8/13/2013 9:05:00 AM	8/13/2013 9:05:00 AM	Specific Conductance	n/a	=	1338	µmhos/cm	Field Meter	-88	1	Field Crew	
MO-SPA	2013-DRY	Dry	8/13/2013 9:05:00 AM	8/13/2013 9:05:00 AM	Temperature	n/a	=	18.9	°C	Field Meter	-88	0.1	Field Crew	
MO-SPA	2013-DRY	Dry	8/13/2013 9:05:00 AM	8/19/2013 7:05:00 PM	Total Organic Carbon	n/a	=	1.2	mg/L	SM 5310 C	0.009	0.3	WKL	
MO-SPA	2013-DRY	Dry	8/13/2013 9:05:00 AM	8/13/2013 9:05:00 AM	Turbidity	n/a	=	1.03	NTU	Field Meter	-88	0.01	Field Crew	
MO-SPA	2013-DRY	Dry	8/13/2013 9:05:00 AM	8/23/2013 11:53:00 PM	Copper	Dissolved	=	5.1	µg/L	EPA 200.8	0.036	0.5	WKL	
MO-SPA	2013-DRY	Dry	8/13/2013 9:05:00 AM	8/23/2013 11:53:00 PM	Lead	Dissolved	DNQ	0.04	µg/L	EPA 200.8	0.024	0.2	WKL	
MO-SPA	2013-DRY	Dry	8/13/2013 9:05:00 AM	8/23/2013 11:53:00 PM	Zinc	Dissolved	=	7.3	µg/L	EPA 200.8	0.5	5	WKL	
MO-THO	2012/13-2	Wet	11/17/2012 12:45:00 PM	11/18/2012 9:10:00 AM	E. Coli	n/a	=	14600	MPN/100 mL	MMO-MUG	1000	1000	VCHCA	
MO-THO	2012/13-2	Wet	11/17/2012 12:45:00 PM	11/21/2012 3:00:00 PM	Fecal Coliform	n/a	=	28000	MPN/100 mL	SM 9221 E	2	2	VCHCA	
MO-THO	2012/13-2	Wet	11/17/2012 12:45:00 PM	11/18/2012 9:10:00 AM	Total Coliform	n/a	=	307600	MPN/100 mL	MMO-MUG	1000	1000	VCHCA	
MO-THO	2012/13-2	Wet	11/17/2012 12:45:00 PM	11/17/2012 12:45:00 PM	Conductivity	n/a	=	834	µmhos/cm	Field Meter	-88	1	Field Crew	
MO-THO	2012/13-2	Wet	11/17/2012 12:45:00 PM	12/7/2012 2:05:00 PM	Cyanide	Total	<	0.0027	mg/L	EPA 335.4	0.0027	0.005	WKL	
MO-THO	2012/13-2	Wet	11/17/2012 12:45:00 PM	11/17/2012 12:45:00 PM	DO	n/a	=	8.82	mg/L	Field Meter	-88	0.3	Field Crew	
MO-THO	2012/13-2	Wet	11/17/2012 12:45:00 PM	11/17/2012 12:45:00 PM	DO	n/a	=	94.4	%	Field Meter	-88	0.1	Field Crew	
MO-THO	2012/13-2	Wet	11/17/2012 12:45:00 PM	11/17/2012 12:45:00 PM	pH	n/a	=	8.16	pH Units	Field Meter	-88	0.01	Field Crew	
MO-THO	2012/13-2	Wet	11/17/2012 12:45:00 PM	11/17/2012 12:45:00 PM	Salinity	n/a	=	500	mg/L	Field Meter	-88	100	Field Crew	
MO-THO	2012/13-2	Wet	11/17/2012 12:45:00 PM	11/17/2012 12:45:00 PM	Specific Conductance	n/a	=	1021	µmhos/cm	Field Meter	-88	1	Field Crew	
MO-THO	2012/13-2	Wet	11/17/2012 12:45:00 PM	11/17/2012 12:45:00 PM	Temperature	n/a	=	15.5	°C	Field Meter	-88	0.1	Field Crew	
MO-THO	2012/13-2	Wet	11/17/2012 12:45:00 PM	11/30/2012 3:45:00 PM	Oil and Grease	n/a	<	1.3	mg/L	EPA 1664A	1.3	5	WKL	
MO-THO	2012/13-2	Wet	11/17/2012 12:45:00 PM	11/30/2012 3:45:00 PM	TPH	n/a	<	1.9	mg/L	EPA 1664A	1.9	5	WKL	
MO-THO	2012/13-2	Wet	11/17/2012 12:45:00 PM	11/27/2012 11:13:00 PM	2-Chloroethyl vinyl ether	n/a	<	0.61	µg/L	EPA 524.2	0.61	1	WKL	
MO-THO	2012/13-2	Wet	11/17/2012 12:45:00 PM	11/27/2012 11:13:00 PM	Methyl tert-butyl ether (MTBE)	n/a	<	0.19	µg/L	EPA 524.2	0.19	2	WKL	
MO-THO	2012/13-2	Wet	11/18/2012 9:30:00 AM	11/28/2012 12:29:00 PM	Chloride	n/a	=	190	mg/L	EPA 300.0	1	5	WKL	D
MO-THO	2012/13-2	Wet	11/18/2012 9:30:00 AM	11/28/2012 12:29:00 PM	Fluoride	n/a	=	0.38	mg/L	EPA 300.0	0.04	0.2	WKL	D
MO-THO	2012/13-2	Wet	11/18/2012 9:30:00 AM	11/28/2012 3:43:00 AM	Perchlorate	n/a	<	0.95	µg/L	EPA 314.0	0.95	2	WKL	
MO-THO	2012/13-2	Wet	11/18/2012 9:30:00 AM	11/28/2012 12:48:00 PM	Calcium	Total	=	120	mg/L	EPA 200.7	0.0156	0.1	WKL	
MO-THO	2012/13-2	Wet	11/18/2012 9:30:00 AM	11/28/2012 12:48:00 PM	Magnesium	Total	=	85.3	mg/L	EPA 200.7	0.0121	0.1	WKL	

Appendix G
Laboratory Environmental Analysis Results

Site ID	Event	Event Type	Sample Date	Analysis Date	Constituent	Fraction	Sign	Result	Units	Method	MDL	Reporting Limit	Analyzing Laboratory	Qualifier
MO-THO	2012/13-2	Wet	11/18/2012 9:30:00 AM	11/30/2012 4:45:00 PM	Alkalinity as CaCO3	n/a	=	130	mg/L	SM 2320 B	0.56	2	WKL	
MO-THO	2012/13-2	Wet	11/18/2012 9:30:00 AM	11/24/2012 12:30:00 PM	BOD	n/a	=	24	mg/L	SM 5210 B	0.1	2	WKL	
MO-THO	2012/13-2	Wet	11/18/2012 9:30:00 AM	11/27/2012 9:06:00 AM	COD	n/a	=	130	mg/L	EPA 410.4	0.73	5	WKL	
MO-THO	2012/13-2	Wet	11/18/2012 9:30:00 AM	11/28/2012 12:48:00 PM	Hardness as CaCO3	Total	=	651	mg/L	EPA 200.7	0.0885	0.662	WKL	
MO-THO	2012/13-2	Wet	11/18/2012 9:30:00 AM	11/19/2012 9:46:00 PM	MBAS	n/a	=	0.1	mg/L	SM 5540 C	0.038	0.1	WKL	D
MO-THO	2012/13-2	Wet	11/18/2012 9:30:00 AM	11/30/2012 3:02:00 PM	Phenolics	n/a	DNQ	0.0084	mg/L	EPA 420.4	0.0042	0.01	WKL	
MO-THO	2012/13-2	Wet	11/18/2012 9:30:00 AM	11/30/2012 11:00:00 AM	Specific Conductance	n/a	=	1600	µmhos/cm	SM 2510 B	0.47	4	WKL	D
MO-THO	2012/13-2	Wet	11/18/2012 9:30:00 AM	11/21/2012 11:58:00 AM	Total Dissolved Solids	n/a	=	980	mg/L	SM 2540 C	4	10	WKL	
MO-THO	2012/13-2	Wet	11/18/2012 9:30:00 AM	11/26/2012 10:48:00 AM	Total Organic Carbon	n/a	=	17	mg/L	SM 5310 C	0.09	3	WKL	D
MO-THO	2012/13-2	Wet	11/18/2012 9:30:00 AM	11/20/2012 7:20:00 PM	Total Suspended Solids	n/a	=	230	mg/L	SM 2540 D	5	5	WKL	
MO-THO	2012/13-2	Wet	11/18/2012 9:30:00 AM	11/19/2012 10:13:00 PM	Turbidity	n/a	=	21	NTU	EPA 180.1	0.024	0.1	WKL	
MO-THO	2012/13-2	Wet	11/18/2012 9:30:00 AM	11/20/2012 7:20:00 PM	Volatile Suspended Solids	n/a	=	59	mg/L	EPA 160.4	3.1	5	WKL	
MO-THO	2012/13-2	Wet	11/18/2012 9:30:00 AM	12/3/2012 7:35:00 PM	Aluminum	Dissolved	DNQ	3.4	µg/L	EPA 200.8	0.61	5	WKL	
MO-THO	2012/13-2	Wet	11/18/2012 9:30:00 AM	12/3/2012 7:43:00 PM	Aluminum	Total	=	4800	µg/L	EPA 200.8	0.61	5	WKL	
MO-THO	2012/13-2	Wet	11/18/2012 9:30:00 AM	12/3/2012 7:35:00 PM	Antimony	Dissolved	=	0.62	µg/L	EPA 200.8	0.04	0.5	WKL	
MO-THO	2012/13-2	Wet	11/18/2012 9:30:00 AM	12/3/2012 7:43:00 PM	Antimony	Total	=	0.74	µg/L	EPA 200.8	0.04	0.5	WKL	
MO-THO	2012/13-2	Wet	11/18/2012 9:30:00 AM	12/3/2012 7:35:00 PM	Arsenic	Dissolved	=	3.1	µg/L	EPA 200.8	0.036	0.4	WKL	
MO-THO	2012/13-2	Wet	11/18/2012 9:30:00 AM	12/3/2012 7:43:00 PM	Arsenic	Total	=	4.9	µg/L	EPA 200.8	0.036	0.4	WKL	
MO-THO	2012/13-2	Wet	11/18/2012 9:30:00 AM	12/3/2012 7:35:00 PM	Beryllium	Dissolved	<	0.088	µg/L	EPA 200.8	0.088	0.1	WKL	
MO-THO	2012/13-2	Wet	11/18/2012 9:30:00 AM	12/3/2012 7:43:00 PM	Beryllium	Total	=	0.17	µg/L	EPA 200.8	0.088	0.1	WKL	
MO-THO	2012/13-2	Wet	11/18/2012 9:30:00 AM	12/3/2012 7:35:00 PM	Cadmium	Dissolved	DNQ	0.03	µg/L	EPA 200.8	0.02	0.1	WKL	
MO-THO	2012/13-2	Wet	11/18/2012 9:30:00 AM	12/3/2012 7:43:00 PM	Cadmium	Total	=	0.6	µg/L	EPA 200.8	0.02	0.1	WKL	
MO-THO	2012/13-2	Wet	11/18/2012 9:30:00 AM	12/3/2012 7:35:00 PM	Chromium	Dissolved	DNQ	0.15	µg/L	EPA 200.8	0.074	0.2	WKL	
MO-THO	2012/13-2	Wet	11/18/2012 9:30:00 AM	12/3/2012 7:43:00 PM	Chromium	Total	=	16	µg/L	EPA 200.8	0.074	0.2	WKL	
MO-THO	2012/13-2	Wet	11/18/2012 9:30:00 AM	12/3/2012 7:33:00 PM	Chromium VI	n/a	DNQ	0.15	µg/L	EPA 218.6	0.0059	0.3	WKL	
MO-THO	2012/13-2	Wet	11/18/2012 9:30:00 AM	12/3/2012 7:35:00 PM	Copper	Dissolved	=	2.8	µg/L	EPA 200.8	0.27	0.5	WKL	
MO-THO	2012/13-2	Wet	11/18/2012 9:30:00 AM	12/3/2012 7:43:00 PM	Copper	Total	=	30	µg/L	EPA 200.8	0.27	0.5	WKL	
MO-THO	2012/13-2	Wet	11/18/2012 9:30:00 AM	11/28/2012 12:46:00 PM	Iron	Dissolved	=	64	µg/L	EPA 200.7	1.1	10	WKL	
MO-THO	2012/13-2	Wet	11/18/2012 9:30:00 AM	11/28/2012 12:48:00 PM	Iron	Total	=	8300	µg/L	EPA 200.7	1.1	10	WKL	
MO-THO	2012/13-2	Wet	11/18/2012 9:30:00 AM	12/3/2012 7:35:00 PM	Lead	Dissolved	DNQ	0.12	µg/L	EPA 200.8	0.011	0.2	WKL	
MO-THO	2012/13-2	Wet	11/18/2012 9:30:00 AM	12/3/2012 7:43:00 PM	Lead	Total	=	5.6	µg/L	EPA 200.8	0.011	0.2	WKL	
MO-THO	2012/13-2	Wet	11/18/2012 9:30:00 AM	12/5/2012 4:54:00 PM	Mercury	Dissolved	DNQ	9	ng/L	EPA 245.1	3.9	50	WKL	
MO-THO	2012/13-2	Wet	11/18/2012 9:30:00 AM	12/5/2012 4:54:00 PM	Mercury	Total	DNQ	45	ng/L	EPA 245.1	3.9	50	WKL	
MO-THO	2012/13-2	Wet	11/18/2012 9:30:00 AM	12/3/2012 7:35:00 PM	Nickel	Dissolved	=	3.2	µg/L	EPA 200.8	0.13	0.8	WKL	
MO-THO	2012/13-2	Wet	11/18/2012 9:30:00 AM	12/3/2012 7:43:00 PM	Nickel	Total	=	20	µg/L	EPA 200.8	0.13	0.8	WKL	
MO-THO	2012/13-2	Wet	11/18/2012 9:30:00 AM	12/3/2012 7:35:00 PM	Selenium	Dissolved	=	1.5	µg/L	EPA 200.8	0.28	0.4	WKL	
MO-THO	2012/13-2	Wet	11/18/2012 9:30:00 AM	12/3/2012 7:43:00 PM	Selenium	Total	=	3.6	µg/L	EPA 200.8	0.28	0.4	WKL	
MO-THO	2012/13-2	Wet	11/18/2012 9:30:00 AM	12/3/2012 7:35:00 PM	Silver	Dissolved	<	0.027	µg/L	EPA 200.8	0.027	0.2	WKL	
MO-THO	2012/13-2	Wet	11/18/2012 9:30:00 AM	12/3/2012 7:43:00 PM	Silver	Total	DNQ	0.13	µg/L	EPA 200.8	0.027	0.2	WKL	
MO-THO	2012/13-2	Wet	11/18/2012 9:30:00 AM	12/3/2012 7:35:00 PM	Thallium	Dissolved	<	0.009	µg/L	EPA 200.8	0.009	0.2	WKL	
MO-THO	2012/13-2	Wet	11/18/2012 9:30:00 AM	12/3/2012 7:43:00 PM	Thallium	Total	DNQ	0.03	µg/L	EPA 200.8	0.009	0.2	WKL	
MO-THO	2012/13-2	Wet	11/18/2012 9:30:00 AM	12/3/2012 7:35:00 PM	Zinc	Dissolved	DNQ	4.3	µg/L	EPA 200.8	1.1	5	WKL	
MO-THO	2012/13-2	Wet	11/18/2012 9:30:00 AM	12/3/2012 7:43:00 PM	Zinc	Total	=	79	µg/L	EPA 200.8	1.1	5	WKL	
MO-THO	2012/13-2	Wet	11/18/2012 9:30:00 AM	12/5/2012 5:47:00 PM	Ammonia as N	n/a	=	0.68	mg/L	EPA 350.1	0.048	0.1	WKL	
MO-THO	2012/13-2	Wet	11/18/2012 9:30:00 AM	11/19/2012 7:10:00 PM	Nitrate + Nitrite as N	n/a	=	1.6	mg/L	EPA 353.2	0.01	0.1	WKL	
MO-THO	2012/13-2	Wet	11/18/2012 9:30:00 AM	12/14/2012 12:45:00 PM	Phosphorus as P	Dissolved	=	0.18	mg/L	EPA 365.1	0.0014	0.01	WKL	
MO-THO	2012/13-2	Wet	11/18/2012 9:30:00 AM	12/14/2012 12:13:00 PM	Phosphorus as P	Total	=	0.71	mg/L	EPA 365.1	0.014	0.1	WKL	D, DG
MO-THO	2012/13-2	Wet	11/18/2012 9:30:00 AM	11/28/2012 4:24:00 PM	TKN	n/a	=	5.2	mg/L	EPA 351.2	0.15	0.2	WKL	D

Appendix G
Laboratory Environmental Analysis Results

Site ID	Event	Event Type	Sample Date	Analysis Date	Constituent	Fraction	Sign	Result	Units	Method	MDL	Reporting Limit	Analyzing Laboratory	Qualifier
MO-THO	2012/13-2	Wet	11/18/2012 9:30:00 AM	11/28/2012 4:06:00 AM	1,2,4-Trichlorobenzene	n/a	<	0.55	µg/L	EPA 625	0.55	1	WKL	
MO-THO	2012/13-2	Wet	11/18/2012 9:30:00 AM	11/28/2012 4:06:00 AM	1,2-Dichlorobenzene	n/a	<	0.57	µg/L	EPA 625	0.57	1	WKL	
MO-THO	2012/13-2	Wet	11/18/2012 9:30:00 AM	11/28/2012 4:06:00 AM	1,2-Diphenylhydrazine	n/a	<	0.25	µg/L	EPA 625	0.25	1	WKL	
MO-THO	2012/13-2	Wet	11/18/2012 9:30:00 AM	11/28/2012 4:06:00 AM	1,3-Dichlorobenzene	n/a	<	0.53	µg/L	EPA 625	0.53	1	WKL	
MO-THO	2012/13-2	Wet	11/18/2012 9:30:00 AM	11/28/2012 4:06:00 AM	1,4-Dichlorobenzene	n/a	<	0.55	µg/L	EPA 625	0.55	1	WKL	
MO-THO	2012/13-2	Wet	11/18/2012 9:30:00 AM	11/29/2012 5:53:00 AM	1-Methylnaphthalene	n/a	<	0.1	µg/L	EPA 8270Cm	0.1	0.1	WKL	
MO-THO	2012/13-2	Wet	11/18/2012 9:30:00 AM	11/29/2012 9:57:00 PM	2,4,5-Trichlorophenol	n/a	<	0.29	µg/L	EPA 8270Cm	0.29	1	WKL	
MO-THO	2012/13-2	Wet	11/18/2012 9:30:00 AM	11/29/2012 9:57:00 PM	2,4,6-Trichlorophenol	n/a	DNQ	0.32	µg/L	EPA 8270Cm	0.3	1	WKL	EUM
MO-THO	2012/13-2	Wet	11/18/2012 9:30:00 AM	11/29/2012 9:57:00 PM	2,4-Dichlorophenol	n/a	<	0.51	µg/L	EPA 8270Cm	0.51	1	WKL	
MO-THO	2012/13-2	Wet	11/18/2012 9:30:00 AM	11/29/2012 9:57:00 PM	2,4-Dimethylphenol	n/a	<	1	µg/L	EPA 8270Cm	1	2	WKL	
MO-THO	2012/13-2	Wet	11/18/2012 9:30:00 AM	11/29/2012 9:57:00 PM	2,4-Dinitrophenol	n/a	DNQ	1.1	µg/L	EPA 8270Cm	1	2	WKL	
MO-THO	2012/13-2	Wet	11/18/2012 9:30:00 AM	11/28/2012 4:06:00 AM	2,4-Dinitrotoluene	n/a	<	0.18	µg/L	EPA 625	0.18	1	WKL	
MO-THO	2012/13-2	Wet	11/18/2012 9:30:00 AM	11/28/2012 4:06:00 AM	2,6-Dinitrotoluene	n/a	<	0.27	µg/L	EPA 625	0.27	1	WKL	
MO-THO	2012/13-2	Wet	11/18/2012 9:30:00 AM	11/28/2012 4:06:00 AM	2-Chloronaphthalene	n/a	<	0.45	µg/L	EPA 625	0.45	1	WKL	
MO-THO	2012/13-2	Wet	11/18/2012 9:30:00 AM	11/29/2012 9:57:00 PM	2-Chlorophenol	n/a	<	0.65	µg/L	EPA 8270Cm	0.65	1	WKL	EUM, GB
MO-THO	2012/13-2	Wet	11/18/2012 9:30:00 AM	11/29/2012 5:53:00 AM	2-Methylnaphthalene	n/a	<	0.1	µg/L	EPA 8270Cm	0.1	0.1	WKL	
MO-THO	2012/13-2	Wet	11/18/2012 9:30:00 AM	11/29/2012 9:57:00 PM	2-Methylphenol	n/a	<	0.34	µg/L	EPA 8270Cm	0.34	1	WKL	
MO-THO	2012/13-2	Wet	11/18/2012 9:30:00 AM	11/29/2012 9:57:00 PM	2-Nitrophenol	n/a	<	0.71	µg/L	EPA 8270Cm	0.71	1	WKL	
MO-THO	2012/13-2	Wet	11/18/2012 9:30:00 AM	11/28/2012 4:06:00 AM	3,3'-Dichlorobenzidine	n/a	<	1.2	µg/L	EPA 625	1.2	5	WKL	
MO-THO	2012/13-2	Wet	11/18/2012 9:30:00 AM	11/29/2012 9:57:00 PM	3-/4-Methylphenol	n/a	<	0.3	µg/L	EPA 8270Cm	0.3	1	WKL	
MO-THO	2012/13-2	Wet	11/18/2012 9:30:00 AM	11/29/2012 9:57:00 PM	4,6-Dinitro-2-methylphenol	n/a	<	0.14	µg/L	EPA 8270Cm	0.14	1	WKL	
MO-THO	2012/13-2	Wet	11/18/2012 9:30:00 AM	11/28/2012 4:06:00 AM	4-Bromophenyl phenyl ether	n/a	<	0.36	µg/L	EPA 625	0.36	1	WKL	
MO-THO	2012/13-2	Wet	11/18/2012 9:30:00 AM	11/29/2012 9:57:00 PM	4-Chloro-3-methylphenol	n/a	<	0.37	µg/L	EPA 8270Cm	0.37	1	WKL	
MO-THO	2012/13-2	Wet	11/18/2012 9:30:00 AM	11/28/2012 4:06:00 AM	4-Chlorophenyl phenyl ether	n/a	<	0.41	µg/L	EPA 625	0.41	1	WKL	
MO-THO	2012/13-2	Wet	11/18/2012 9:30:00 AM	11/29/2012 9:57:00 PM	4-Nitrophenol	n/a	<	1	µg/L	EPA 8270Cm	1	2	WKL	
MO-THO	2012/13-2	Wet	11/18/2012 9:30:00 AM	11/29/2012 5:53:00 AM	Acenaphthene	n/a	<	0.1	µg/L	EPA 8270Cm	0.1	0.1	WKL	EUM, GB
MO-THO	2012/13-2	Wet	11/18/2012 9:30:00 AM	11/29/2012 5:53:00 AM	Acenaphthylene	n/a	<	0.1	µg/L	EPA 8270Cm	0.1	0.1	WKL	
MO-THO	2012/13-2	Wet	11/18/2012 9:30:00 AM	11/29/2012 5:53:00 AM	Anthracene	n/a	<	0.1	µg/L	EPA 8270Cm	0.1	0.1	WKL	
MO-THO	2012/13-2	Wet	11/18/2012 9:30:00 AM	11/29/2012 5:53:00 AM	Benz(a)anthracene	n/a	<	0.1	µg/L	EPA 8270Cm	0.1	0.1	WKL	GB, IL
MO-THO	2012/13-2	Wet	11/18/2012 9:30:00 AM	11/28/2012 4:06:00 AM	Benzidine	n/a	<	3.7	µg/L	EPA 625	3.7	10	WKL	
MO-THO	2012/13-2	Wet	11/18/2012 9:30:00 AM	12/4/2012 3:28:00 PM	Benzo(a)pyrene	n/a	<	0.07	µg/L	EPA 525.2	0.07	0.1	WKL	
MO-THO	2012/13-2	Wet	11/18/2012 9:30:00 AM	11/29/2012 5:53:00 AM	Benzo(b)fluoranthene	n/a	<	0.1	µg/L	EPA 8270Cm	0.1	0.1	WKL	
MO-THO	2012/13-2	Wet	11/18/2012 9:30:00 AM	11/29/2012 5:53:00 AM	Benzo(g,h,i)perylene	n/a	<	0.1	µg/L	EPA 8270Cm	0.1	0.1	WKL	
MO-THO	2012/13-2	Wet	11/18/2012 9:30:00 AM	11/29/2012 5:53:00 AM	Benzo(k)fluoranthene	n/a	<	0.1	µg/L	EPA 8270Cm	0.1	0.1	WKL	
MO-THO	2012/13-2	Wet	11/18/2012 9:30:00 AM	11/28/2012 4:06:00 AM	Bis(2-chloroethoxy)methane	n/a	<	0.25	µg/L	EPA 625	0.25	1	WKL	
MO-THO	2012/13-2	Wet	11/18/2012 9:30:00 AM	11/28/2012 4:06:00 AM	Bis(2-chloroethyl)ether	n/a	<	0.27	µg/L	EPA 625	0.27	1	WKL	
MO-THO	2012/13-2	Wet	11/18/2012 9:30:00 AM	11/28/2012 4:06:00 AM	Bis(2-chloroisopropyl)ether	n/a	<	0.38	µg/L	EPA 625	0.38	1	WKL	
MO-THO	2012/13-2	Wet	11/18/2012 9:30:00 AM	12/4/2012 3:28:00 PM	Bis(2-ethylhexyl)adipate	n/a	<	0.1	µg/L	EPA 525.2	0.1	5	WKL	
MO-THO	2012/13-2	Wet	11/18/2012 9:30:00 AM	12/4/2012 3:28:00 PM	Bis(2-ethylhexyl)phthalate	n/a	<	1.1	µg/L	EPA 525.2	1.1	3	WKL	
MO-THO	2012/13-2	Wet	11/18/2012 9:30:00 AM	11/28/2012 4:06:00 AM	Butyl benzyl phthalate	n/a	<	0.18	µg/L	EPA 625	0.18	1	WKL	
MO-THO	2012/13-2	Wet	11/18/2012 9:30:00 AM	11/29/2012 5:53:00 AM	Chrysene	n/a	<	0.1	µg/L	EPA 8270Cm	0.1	0.1	WKL	
MO-THO	2012/13-2	Wet	11/18/2012 9:30:00 AM	11/29/2012 5:53:00 AM	Dibenz(a,h)anthracene	n/a	<	0.1	µg/L	EPA 8270Cm	0.1	0.1	WKL	
MO-THO	2012/13-2	Wet	11/18/2012 9:30:00 AM	11/28/2012 4:06:00 AM	Diethyl phthalate	n/a	<	0.15	µg/L	EPA 625	0.15	1	WKL	
MO-THO	2012/13-2	Wet	11/18/2012 9:30:00 AM	11/28/2012 4:06:00 AM	Dimethyl phthalate	n/a	=	10	µg/L	EPA 625	0.18	1	WKL	
MO-THO	2012/13-2	Wet	11/18/2012 9:30:00 AM	11/28/2012 4:06:00 AM	Di-n-butylphthalate	n/a	<	0.24	µg/L	EPA 625	0.24	1	WKL	
MO-THO	2012/13-2	Wet	11/18/2012 9:30:00 AM	11/28/2012 4:06:00 AM	Di-n-octylphthalate	n/a	<	0.19	µg/L	EPA 625	0.19	1	WKL	
MO-THO	2012/13-2	Wet	11/18/2012 9:30:00 AM	11/29/2012 5:53:00 AM	Fluoranthene	n/a	<	0.1	µg/L	EPA 8270Cm	0.1	0.1	WKL	
MO-THO	2012/13-2	Wet	11/18/2012 9:30:00 AM	11/29/2012 5:53:00 AM	Fluorene	n/a	<	0.1	µg/L	EPA 8270Cm	0.1	0.1	WKL	EUM, GB

Appendix G
Laboratory Environmental Analysis Results

Site ID	Event	Event Type	Sample Date	Analysis Date	Constituent	Fraction	Sign	Result	Units	Method	MDL	Reporting Limit	Analyzing Laboratory	Qualifier
MO-THO	2012/13-2	Wet	11/18/2012 9:30:00 AM	11/28/2012 4:06:00 AM	Hexachlorobenzene	n/a	<	0.49	µg/L	EPA 625	0.49	1	WKL	
MO-THO	2012/13-2	Wet	11/18/2012 9:30:00 AM	11/28/2012 4:06:00 AM	Hexachlorobutadiene	n/a	<	0.47	µg/L	EPA 625	0.47	1	WKL	
MO-THO	2012/13-2	Wet	11/18/2012 9:30:00 AM	11/28/2012 4:06:00 AM	Hexachlorocyclopentadiene	n/a	<	1.5	µg/L	EPA 625	1.5	5	WKL	
MO-THO	2012/13-2	Wet	11/18/2012 9:30:00 AM	11/28/2012 4:06:00 AM	Hexachloroethane	n/a	<	0.52	µg/L	EPA 625	0.52	1	WKL	
MO-THO	2012/13-2	Wet	11/18/2012 9:30:00 AM	11/29/2012 5:53:00 AM	Indeno(1,2,3-cd)pyrene	n/a	<	0.1	µg/L	EPA 8270Cm	0.1	0.1	WKL	
MO-THO	2012/13-2	Wet	11/18/2012 9:30:00 AM	11/28/2012 4:06:00 AM	Isophorone	n/a	<	0.21	µg/L	EPA 625	0.21	1	WKL	
MO-THO	2012/13-2	Wet	11/18/2012 9:30:00 AM	11/29/2012 5:53:00 AM	Naphthalene	n/a	<	0.1	µg/L	EPA 8270Cm	0.1	0.1	WKL	
MO-THO	2012/13-2	Wet	11/18/2012 9:30:00 AM	11/28/2012 4:06:00 AM	Nitrobenzene	n/a	<	0.36	µg/L	EPA 625	0.36	1	WKL	
MO-THO	2012/13-2	Wet	11/18/2012 9:30:00 AM	11/28/2012 4:06:00 AM	N-Nitrosodimethylamine	n/a	<	0.14	µg/L	EPA 625	0.14	1	WKL	EUM
MO-THO	2012/13-2	Wet	11/18/2012 9:30:00 AM	11/28/2012 4:06:00 AM	N-Nitrosodi-N-propylamine	n/a	<	0.26	µg/L	EPA 625	0.26	1	WKL	
MO-THO	2012/13-2	Wet	11/18/2012 9:30:00 AM	11/28/2012 4:06:00 AM	N-Nitrosodiphenylamine	n/a	<	0.19	µg/L	EPA 625	0.19	1	WKL	
MO-THO	2012/13-2	Wet	11/18/2012 9:30:00 AM	11/29/2012 5:53:00 AM	Phenanthrene	n/a	<	0.1	µg/L	EPA 8270Cm	0.1	0.1	WKL	EUM, GB
MO-THO	2012/13-2	Wet	11/18/2012 9:30:00 AM	11/29/2012 9:57:00 PM	Phenol	n/a	<	0.35	µg/L	EPA 8270Cm	0.35	1	WKL	
MO-THO	2012/13-2	Wet	11/18/2012 9:30:00 AM	11/29/2012 5:53:00 AM	Pyrene	n/a	<	0.1	µg/L	EPA 8270Cm	0.1	0.1	WKL	EUM, GB
MO-THO	2012/13-2	Wet	11/18/2012 9:30:00 AM	11/28/2012 6:03:00 AM	PCB Aroclor 1016	n/a	<	0.05	µg/L	EPA 608	0.05	0.5	WKL	
MO-THO	2012/13-2	Wet	11/18/2012 9:30:00 AM	11/28/2012 6:03:00 AM	PCB Aroclor 1221	n/a	<	0.06	µg/L	EPA 608	0.06	0.5	WKL	
MO-THO	2012/13-2	Wet	11/18/2012 9:30:00 AM	11/28/2012 6:03:00 AM	PCB Aroclor 1232	n/a	<	0.15	µg/L	EPA 608	0.15	0.5	WKL	
MO-THO	2012/13-2	Wet	11/18/2012 9:30:00 AM	11/28/2012 6:03:00 AM	PCB Aroclor 1242	n/a	<	0.07	µg/L	EPA 608	0.07	0.5	WKL	
MO-THO	2012/13-2	Wet	11/18/2012 9:30:00 AM	11/28/2012 6:03:00 AM	PCB Aroclor 1248	n/a	<	0.06	µg/L	EPA 608	0.06	0.5	WKL	
MO-THO	2012/13-2	Wet	11/18/2012 9:30:00 AM	11/28/2012 6:03:00 AM	PCB Aroclor 1254	n/a	<	0.04	µg/L	EPA 608	0.04	0.5	WKL	
MO-THO	2012/13-2	Wet	11/18/2012 9:30:00 AM	11/28/2012 6:03:00 AM	PCB Aroclor 1260	n/a	<	0.04	µg/L	EPA 608	0.04	0.5	WKL	
MO-THO	2012/13-2	Wet	11/18/2012 9:30:00 AM	12/2/2012 3:32:00 AM	2,4,5-T	n/a	<	0.07	µg/L	EPA 515.3	0.07	0.2	WKL	
MO-THO	2012/13-2	Wet	11/18/2012 9:30:00 AM	12/2/2012 3:32:00 AM	2,4,5-TP	n/a	<	0.09	µg/L	EPA 515.3	0.09	0.2	WKL	
MO-THO	2012/13-2	Wet	11/18/2012 9:30:00 AM	12/2/2012 3:32:00 AM	2,4-D	n/a	<	0.07	µg/L	EPA 515.3	0.07	0.4	WKL	
MO-THO	2012/13-2	Wet	11/18/2012 9:30:00 AM	12/2/2012 3:32:00 AM	2,4-DB	n/a	<	0.07	µg/L	EPA 515.3	0.07	2	WKL	
MO-THO	2012/13-2	Wet	11/18/2012 9:30:00 AM	12/2/2012 3:32:00 AM	3,5-Dichlorobenzoic acid	n/a	<	0.09	µg/L	EPA 515.3	0.09	1	WKL	
MO-THO	2012/13-2	Wet	11/18/2012 9:30:00 AM	11/28/2012 6:03:00 AM	4,4'-DDD	n/a	<	0.003	µg/L	EPA 608	0.003	0.05	WKL	
MO-THO	2012/13-2	Wet	11/18/2012 9:30:00 AM	11/28/2012 6:03:00 AM	4,4'-DDE	n/a	<	0.0025	µg/L	EPA 608	0.0025	0.05	WKL	
MO-THO	2012/13-2	Wet	11/18/2012 9:30:00 AM	11/28/2012 6:03:00 AM	4,4'-DDT	n/a	<	0.0031	µg/L	EPA 608	0.0031	0.01	WKL	
MO-THO	2012/13-2	Wet	11/18/2012 9:30:00 AM	12/2/2012 3:32:00 AM	Acifluorfen	n/a	<	0.06	µg/L	EPA 515.3	0.06	0.4	WKL	
MO-THO	2012/13-2	Wet	11/18/2012 9:30:00 AM	12/4/2012 3:28:00 PM	Alachlor	n/a	<	0.022	µg/L	EPA 525.2	0.022	0.1	WKL	
MO-THO	2012/13-2	Wet	11/18/2012 9:30:00 AM	11/28/2012 6:03:00 AM	Aldrin	n/a	<	0.0015	µg/L	EPA 608	0.0015	0.005	WKL	
MO-THO	2012/13-2	Wet	11/18/2012 9:30:00 AM	11/28/2012 6:03:00 AM	alpha-BHC	n/a	<	0.0018	µg/L	EPA 608	0.0018	0.01	WKL	
MO-THO	2012/13-2	Wet	11/18/2012 9:30:00 AM	11/28/2012 6:03:00 AM	alpha-Chlordane	n/a	<	0.0041	µg/L	EPA 608	0.0041	0.01	WKL	
MO-THO	2012/13-2	Wet	11/18/2012 9:30:00 AM	12/4/2012 3:28:00 PM	Atrazine	n/a	<	0.034	µg/L	EPA 525.2	0.034	0.1	WKL	
MO-THO	2012/13-2	Wet	11/18/2012 9:30:00 AM	12/13/2012 2:49:00 PM	Azinphos methyl	n/a	<	0.0055	µg/L	EPA 525.2	0.0055	0.01	WKL	EUM
MO-THO	2012/13-2	Wet	11/18/2012 9:30:00 AM	12/2/2012 3:32:00 AM	Bentazon	n/a	<	0.11	µg/L	EPA 515.3	0.11	2	WKL	
MO-THO	2012/13-2	Wet	11/18/2012 9:30:00 AM	11/28/2012 6:03:00 AM	beta-BHC	n/a	<	0.0031	µg/L	EPA 608	0.0031	0.005	WKL	
MO-THO	2012/13-2	Wet	11/18/2012 9:30:00 AM	12/13/2012 2:49:00 PM	Bolstar	n/a	<	0.0046	µg/L	EPA 525.2	0.0046	0.01	WKL	
MO-THO	2012/13-2	Wet	11/18/2012 9:30:00 AM	12/4/2012 3:28:00 PM	Bromacil	n/a	<	0.038	µg/L	EPA 525.2	0.038	1	WKL	
MO-THO	2012/13-2	Wet	11/18/2012 9:30:00 AM	12/4/2012 3:28:00 PM	Butachlor	n/a	<	0.017	µg/L	EPA 525.2	0.017	0.2	WKL	
MO-THO	2012/13-2	Wet	11/18/2012 9:30:00 AM	12/4/2012 3:28:00 PM	Captan	n/a	<	0.86	µg/L	EPA 525.2	0.86	1	WKL	
MO-THO	2012/13-2	Wet	11/18/2012 9:30:00 AM	11/28/2012 6:03:00 AM	Chlordane (technical)	n/a	<	0.08	µg/L	EPA 608	0.08	0.1	WKL	
MO-THO	2012/13-2	Wet	11/18/2012 9:30:00 AM	12/4/2012 3:28:00 PM	Chloropropham	n/a	<	0.01	µg/L	EPA 525.2	0.01	0.1	WKL	
MO-THO	2012/13-2	Wet	11/18/2012 9:30:00 AM	12/13/2012 2:49:00 PM	Chlorpyrifos	n/a	<	0.0069	µg/L	EPA 525.2	0.0069	0.01	WKL	
MO-THO	2012/13-2	Wet	11/18/2012 9:30:00 AM	12/13/2012 2:49:00 PM	Coumaphos	n/a	<	0.0051	µg/L	EPA 525.2	0.0051	0.01	WKL	
MO-THO	2012/13-2	Wet	11/18/2012 9:30:00 AM	12/4/2012 3:28:00 PM	Cyanazine	n/a	<	0.024	µg/L	EPA 525.2	0.024	0.1	WKL	
MO-THO	2012/13-2	Wet	11/18/2012 9:30:00 AM	12/2/2012 3:32:00 AM	Dalapon	n/a	<	0.1	µg/L	EPA 515.3	0.1	0.4	WKL	

Appendix G
Laboratory Environmental Analysis Results

Site ID	Event	Event Type	Sample Date	Analysis Date	Constituent	Fraction	Sign	Result	Units	Method	MDL	Reporting Limit	Analyzing Laboratory	Qualifier
MO-THO	2012/13-2	Wet	11/18/2012 9:30:00 AM	12/2/2012 3:32:00 AM	DCPA (Dacthal)	n/a	<	0.07	µg/L	EPA 515.3	0.07	0.1	WKL	
MO-THO	2012/13-2	Wet	11/18/2012 9:30:00 AM	11/28/2012 6:03:00 AM	delta-BHC	n/a	<	0.0025	µg/L	EPA 608	0.0025	0.005	WKL	
MO-THO	2012/13-2	Wet	11/18/2012 9:30:00 AM	12/13/2012 2:49:00 PM	Demeton-O	n/a	<	0.01	µg/L	EPA 525.2	0.01	0.01	WKL	
MO-THO	2012/13-2	Wet	11/18/2012 9:30:00 AM	12/13/2012 2:49:00 PM	Demeton-S	n/a	<	0.01	µg/L	EPA 525.2	0.01	0.01	WKL	
MO-THO	2012/13-2	Wet	11/18/2012 9:30:00 AM	12/13/2012 2:49:00 PM	Diazinon	n/a	<	0.0052	µg/L	EPA 525.2	0.0052	0.01	WKL	
MO-THO	2012/13-2	Wet	11/18/2012 9:30:00 AM	12/2/2012 3:32:00 AM	Dicamba	n/a	<	0.12	µg/L	EPA 515.3	0.12	0.6	WKL	
MO-THO	2012/13-2	Wet	11/18/2012 9:30:00 AM	12/2/2012 3:32:00 AM	Dichlorprop	n/a	<	0.08	µg/L	EPA 515.3	0.08	0.3	WKL	
MO-THO	2012/13-2	Wet	11/18/2012 9:30:00 AM	12/13/2012 2:49:00 PM	Dichlorvos	n/a	<	0.0029	µg/L	EPA 525.2	0.0029	0.01	WKL	
MO-THO	2012/13-2	Wet	11/18/2012 9:30:00 AM	11/28/2012 6:03:00 AM	Dieldrin	n/a	<	0.0021	µg/L	EPA 608	0.0021	0.01	WKL	
MO-THO	2012/13-2	Wet	11/18/2012 9:30:00 AM	12/13/2012 2:49:00 PM	Dimethoate	n/a	<	0.0062	µg/L	EPA 525.2	0.0062	0.01	WKL	
MO-THO	2012/13-2	Wet	11/18/2012 9:30:00 AM	12/2/2012 3:32:00 AM	Dinoseb	n/a	<	0.14	µg/L	EPA 515.3	0.14	0.4	WKL	
MO-THO	2012/13-2	Wet	11/18/2012 9:30:00 AM	12/4/2012 3:28:00 PM	Diphenamid	n/a	<	0.024	µg/L	EPA 525.2	0.024	0.1	WKL	
MO-THO	2012/13-2	Wet	11/18/2012 9:30:00 AM	12/13/2012 2:49:00 PM	Disulfoton	n/a	<	0.01	µg/L	EPA 525.2	0.01	0.01	WKL	
MO-THO	2012/13-2	Wet	11/18/2012 9:30:00 AM	11/28/2012 6:03:00 AM	Endosulfan I	n/a	<	0.0017	µg/L	EPA 608	0.0017	0.02	WKL	
MO-THO	2012/13-2	Wet	11/18/2012 9:30:00 AM	11/28/2012 6:03:00 AM	Endosulfan II	n/a	<	0.0019	µg/L	EPA 608	0.0019	0.01	WKL	
MO-THO	2012/13-2	Wet	11/18/2012 9:30:00 AM	11/28/2012 6:03:00 AM	Endosulfan sulfate	n/a	<	0.008	µg/L	EPA 608	0.008	0.05	WKL	
MO-THO	2012/13-2	Wet	11/18/2012 9:30:00 AM	11/28/2012 6:03:00 AM	Endrin	n/a	<	0.0028	µg/L	EPA 608	0.0028	0.01	WKL	
MO-THO	2012/13-2	Wet	11/18/2012 9:30:00 AM	11/28/2012 6:03:00 AM	Endrin aldehyde	n/a	<	0.003	µg/L	EPA 608	0.003	0.01	WKL	
MO-THO	2012/13-2	Wet	11/18/2012 9:30:00 AM	12/4/2012 3:28:00 PM	EPTC	n/a	<	0.017	µg/L	EPA 525.2	0.017	1	WKL	
MO-THO	2012/13-2	Wet	11/18/2012 9:30:00 AM	12/13/2012 2:49:00 PM	Ethoprop	n/a	<	0.0067	µg/L	EPA 525.2	0.0067	0.01	WKL	
MO-THO	2012/13-2	Wet	11/18/2012 9:30:00 AM	12/13/2012 2:49:00 PM	Ethyl parathion	n/a	<	0.0054	µg/L	EPA 525.2	0.0054	0.01	WKL	
MO-THO	2012/13-2	Wet	11/18/2012 9:30:00 AM	12/13/2012 2:49:00 PM	Fensulfothion	n/a	<	0.0029	µg/L	EPA 525.2	0.0029	0.01	WKL	
MO-THO	2012/13-2	Wet	11/18/2012 9:30:00 AM	12/13/2012 2:49:00 PM	Fenthion	n/a	<	0.0038	µg/L	EPA 525.2	0.0038	0.01	WKL	
MO-THO	2012/13-2	Wet	11/18/2012 9:30:00 AM	11/28/2012 6:03:00 AM	gamma-BHC (Lindane)	n/a	<	0.0021	µg/L	EPA 608	0.0021	0.02	WKL	
MO-THO	2012/13-2	Wet	11/18/2012 9:30:00 AM	11/28/2012 6:03:00 AM	gamma-Chlordane	n/a	<	0.0044	µg/L	EPA 608	0.0044	0.01	WKL	
MO-THO	2012/13-2	Wet	11/18/2012 9:30:00 AM	11/28/2012 6:40:00 PM	Glyphosate	n/a	=	6.5	µg/L	EPA 547	1.8	5	WKL	
MO-THO	2012/13-2	Wet	11/18/2012 9:30:00 AM	11/28/2012 6:03:00 AM	Heptachlor	n/a	<	0.0017	µg/L	EPA 608	0.0017	0.01	WKL	
MO-THO	2012/13-2	Wet	11/18/2012 9:30:00 AM	11/28/2012 6:03:00 AM	Heptachlor epoxide	n/a	<	0.0019	µg/L	EPA 608	0.0019	0.01	WKL	
MO-THO	2012/13-2	Wet	11/18/2012 9:30:00 AM	12/13/2012 2:49:00 PM	Malathion	n/a	<	0.0076	µg/L	EPA 525.2	0.0076	0.01	WKL	
MO-THO	2012/13-2	Wet	11/18/2012 9:30:00 AM	12/13/2012 2:49:00 PM	Merphos	n/a	<	0.0058	µg/L	EPA 525.2	0.0058	0.01	WKL	
MO-THO	2012/13-2	Wet	11/18/2012 9:30:00 AM	11/28/2012 6:03:00 AM	Methoxychlor	n/a	<	0.0054	µg/L	EPA 608	0.0054	0.02	WKL	
MO-THO	2012/13-2	Wet	11/18/2012 9:30:00 AM	12/13/2012 2:49:00 PM	Methyl parathion	n/a	<	0.0063	µg/L	EPA 525.2	0.0063	0.01	WKL	
MO-THO	2012/13-2	Wet	11/18/2012 9:30:00 AM	12/4/2012 3:28:00 PM	Metolachlor	n/a	<	0.012	µg/L	EPA 525.2	0.012	0.1	WKL	
MO-THO	2012/13-2	Wet	11/18/2012 9:30:00 AM	12/4/2012 3:28:00 PM	Metribuzin	n/a	<	0.015	µg/L	EPA 525.2	0.015	0.1	WKL	
MO-THO	2012/13-2	Wet	11/18/2012 9:30:00 AM	12/13/2012 2:49:00 PM	Mevinphos	n/a	<	0.0042	µg/L	EPA 525.2	0.0042	0.01	WKL	
MO-THO	2012/13-2	Wet	11/18/2012 9:30:00 AM	12/4/2012 3:28:00 PM	Molinate	n/a	<	0.039	µg/L	EPA 525.2	0.039	0.1	WKL	
MO-THO	2012/13-2	Wet	11/18/2012 9:30:00 AM	12/13/2012 2:49:00 PM	Naled	n/a	<	0.0076	µg/L	EPA 525.2	0.0076	0.1	WKL	
MO-THO	2012/13-2	Wet	11/18/2012 9:30:00 AM	12/2/2012 3:32:00 AM	Pentachlorophenol	n/a	<	0.04	µg/L	EPA 515.3	0.04	0.2	WKL	
MO-THO	2012/13-2	Wet	11/18/2012 9:30:00 AM	12/13/2012 2:49:00 PM	Phorate	n/a	<	0.003	µg/L	EPA 525.2	0.003	0.01	WKL	
MO-THO	2012/13-2	Wet	11/18/2012 9:30:00 AM	12/2/2012 3:32:00 AM	Picloram	n/a	<	0.05	µg/L	EPA 515.3	0.05	0.6	WKL	
MO-THO	2012/13-2	Wet	11/18/2012 9:30:00 AM	12/4/2012 3:28:00 PM	Prometon	n/a	<	0.024	µg/L	EPA 525.2	0.024	0.2	WKL	
MO-THO	2012/13-2	Wet	11/18/2012 9:30:00 AM	12/4/2012 3:28:00 PM	Prometryn	n/a	<	0.036	µg/L	EPA 525.2	0.036	0.1	WKL	
MO-THO	2012/13-2	Wet	11/18/2012 9:30:00 AM	12/13/2012 2:49:00 PM	Ronnel (Fenchlorphos)	n/a	<	0.0041	µg/L	EPA 525.2	0.0041	0.01	WKL	
MO-THO	2012/13-2	Wet	11/18/2012 9:30:00 AM	12/4/2012 3:28:00 PM	Simazine	n/a	<	0.015	µg/L	EPA 525.2	0.015	0.1	WKL	
MO-THO	2012/13-2	Wet	11/18/2012 9:30:00 AM	12/13/2012 2:49:00 PM	Stirophos (Tetrachlorvinphos)	n/a	<	0.0031	µg/L	EPA 525.2	0.0031	0.01	WKL	
MO-THO	2012/13-2	Wet	11/18/2012 9:30:00 AM	12/4/2012 3:28:00 PM	Terbacil	n/a	<	0.55	µg/L	EPA 525.2	0.55	2	WKL	
MO-THO	2012/13-2	Wet	11/18/2012 9:30:00 AM	12/4/2012 3:28:00 PM	Thiobencarb	n/a	<	0.025	µg/L	EPA 525.2	0.025	0.2	WKL	
MO-THO	2012/13-2	Wet	11/18/2012 9:30:00 AM	12/13/2012 2:49:00 PM	Tokuthion	n/a	<	0.0078	µg/L	EPA 525.2	0.0078	0.01	WKL	

Appendix G
Laboratory Environmental Analysis Results

Site ID	Event	Event Type	Sample Date	Analysis Date	Constituent	Fraction	Sign	Result	Units	Method	MDL	Reporting Limit	Analyzing Laboratory	Qualifier
MO-THO	2012/13-2	Wet	11/18/2012 9:30:00 AM	11/28/2012 6:03:00 AM	Toxaphene	n/a	<	0.12	µg/L	EPA 608	0.12	0.5	WKL	
MO-THO	2012/13-2	Wet	11/18/2012 9:30:00 AM	12/13/2012 2:49:00 PM	Trichloronate	n/a	<	0.0067	µg/L	EPA 525.2	0.0067	0.01	WKL	
MO-THO	2012/13-2	Wet	11/18/2012 9:30:00 AM	12/4/2012 3:28:00 PM	Trithion	n/a	<	0.012	µg/L	EPA 525.2	0.012	0.1	WKL	
MO-THO	2012/13-3	Wet	2/19/2013 9:40:00 PM	2/20/2013 6:30:00 PM	E. Coli	n/a	=	3654	MPN/100 mL	MMO-MUG	10	10	VCHCA	
MO-THO	2012/13-3	Wet	2/19/2013 9:40:00 PM	2/23/2013 11:01:00 PM	Fecal Coliform	n/a	=	3000	MPN/100 mL	SM 9221 E	2	2	VCHCA	
MO-THO	2012/13-3	Wet	2/19/2013 9:40:00 PM	2/20/2013 6:30:00 PM	Total Coliform	n/a	=	60900	MPN/100 mL	MMO-MUG	1000	1000	VCHCA	
MO-THO	2012/13-3	Wet	2/19/2013 9:40:00 PM	2/19/2013 9:40:00 PM	Conductivity	n/a	=	1079	µmhos/cm	Field Meter	-88	1	Field Crew	
MO-THO	2012/13-3	Wet	2/19/2013 9:40:00 PM	3/8/2013 9:39:00 PM	Cyanide	Total	<	0.0027	mg/L	EPA 335.4	0.0027	0.005	WKL	
MO-THO	2012/13-3	Wet	2/19/2013 9:40:00 PM	2/19/2013 9:40:00 PM	DO	n/a	=	9.83	mg/L	Field Meter	-88	0.3	Field Crew	
MO-THO	2012/13-3	Wet	2/19/2013 9:40:00 PM	2/19/2013 9:40:00 PM	DO	n/a	=	90.1	%	Field Meter	-88	0.1	Field Crew	
MO-THO	2012/13-3	Wet	2/19/2013 9:40:00 PM	2/19/2013 9:40:00 PM	pH	n/a	=	8.42	pH Units	Field Meter	-88	0.01	Field Crew	
MO-THO	2012/13-3	Wet	2/19/2013 9:40:00 PM	2/19/2013 9:40:00 PM	Salinity	n/a	=	700	mg/L	Field Meter	-88	100	Field Crew	
MO-THO	2012/13-3	Wet	2/19/2013 9:40:00 PM	2/19/2013 9:40:00 PM	Specific Conductance	n/a	=	1457	µmhos/cm	Field Meter	-88	1	Field Crew	
MO-THO	2012/13-3	Wet	2/19/2013 9:40:00 PM	2/19/2013 9:40:00 PM	Temperature	n/a	=	11.3	°C	Field Meter	-88	0.1	Field Crew	
MO-THO	2012/13-3	Wet	2/19/2013 9:40:00 PM	3/4/2013 6:09:00 PM	Oil and Grease	n/a	DNQ	2.3	mg/L	EPA 1664A	1.3	5	WKL	
MO-THO	2012/13-3	Wet	2/19/2013 9:40:00 PM	3/4/2013 6:09:00 PM	TPH	n/a	<	1.9	mg/L	EPA 1664A	1.9	5	WKL	
MO-THO	2012/13-3	Wet	2/19/2013 9:40:00 PM	2/28/2013 7:43:00 AM	2-Chloroethyl vinyl ether	n/a	<	0.61	µg/L	EPA 524.2	0.61	1	WKL	
MO-THO	2012/13-3	Wet	2/19/2013 9:40:00 PM	2/28/2013 7:43:00 AM	Methyl tert-butyl ether (MTBE)	n/a	<	0.19	µg/L	EPA 524.2	0.19	2	WKL	
MO-THO	2012/13-3	Wet	2/20/2013 11:40:00 AM	2/28/2013 12:03:00 PM	Chloride	n/a	=	190	mg/L	EPA 300.0	1	5	WKL	D
MO-THO	2012/13-3	Wet	2/20/2013 11:40:00 AM	2/28/2013 12:03:00 PM	Fluoride	n/a	=	0.28	mg/L	EPA 300.0	0.02	0.1	WKL	
MO-THO	2012/13-3	Wet	2/20/2013 11:40:00 AM	3/1/2013 7:35:00 AM	Perchlorate	n/a	<	0.95	µg/L	EPA 314.0	0.95	2	WKL	
MO-THO	2012/13-3	Wet	2/20/2013 11:40:00 AM	2/25/2013 2:22:00 PM	Calcium	Total	=	111	mg/L	EPA 200.7	0.0156	0.1	WKL	
MO-THO	2012/13-3	Wet	2/20/2013 11:40:00 AM	2/25/2013 2:22:00 PM	Magnesium	Total	=	83.4	mg/L	EPA 200.7	0.0121	0.1	WKL	
MO-THO	2012/13-3	Wet	2/20/2013 11:40:00 AM	2/25/2013 10:23:00 PM	Alkalinity as CaCO3	n/a	=	250	mg/L	SM 2320 B	0.56	2	WKL	
MO-THO	2012/13-3	Wet	2/20/2013 11:40:00 AM	2/27/2013 11:44:00 AM	BOD	n/a	=	13	mg/L	SM 5210 B	0.1	2	WKL	
MO-THO	2012/13-3	Wet	2/20/2013 11:40:00 AM	3/2/2013 4:05:00 PM	COD	n/a	=	110	mg/L	EPA 410.4	0.73	5	WKL	
MO-THO	2012/13-3	Wet	2/20/2013 11:40:00 AM	2/25/2013 2:22:00 PM	Hardness as CaCO3	Total	=	620	mg/L	EPA 200.7	0.0885	0.662	WKL	
MO-THO	2012/13-3	Wet	2/20/2013 11:40:00 AM	2/21/2013 9:38:00 PM	MBAS	n/a	=	0.079	mg/L	SM 5540 C	0.019	0.05	WKL	
MO-THO	2012/13-3	Wet	2/20/2013 11:40:00 AM	3/4/2013 1:32:00 PM	Phenolics	n/a	=	0.031	mg/L	EPA 420.4	0.0042	0.01	WKL	
MO-THO	2012/13-3	Wet	2/20/2013 11:40:00 AM	3/4/2013 7:13:00 PM	Specific Conductance	n/a	=	1700	µmhos/cm	SM 2510 B	0.47	4	WKL	D
MO-THO	2012/13-3	Wet	2/20/2013 11:40:00 AM	2/26/2013 4:20:00 PM	Total Dissolved Solids	n/a	=	980	mg/L	SM 2540 C	4	10	WKL	
MO-THO	2012/13-3	Wet	2/20/2013 11:40:00 AM	3/4/2013 10:20:00 AM	Total Organic Carbon	n/a	=	8.4	mg/L	SM 5310 C	0.036	1.2	WKL	D
MO-THO	2012/13-3	Wet	2/20/2013 11:40:00 AM	2/26/2013 8:27:00 PM	Total Suspended Solids	n/a	=	370	mg/L	SM 2540 D	5	5	WKL	
MO-THO	2012/13-3	Wet	2/20/2013 11:40:00 AM	2/21/2013 7:26:00 PM	Turbidity	n/a	=	14	NTU	EPA 180.1	0.024	0.1	WKL	
MO-THO	2012/13-3	Wet	2/20/2013 11:40:00 AM	2/26/2013 8:27:00 PM	Volatile Suspended Solids	n/a	=	65	mg/L	EPA 160.4	3.1	5	WKL	
MO-THO	2012/13-3	Wet	2/20/2013 11:40:00 AM	3/5/2013 5:08:00 PM	Aluminum	Dissolved	DNQ	4.9	µg/L	EPA 200.8	0.61	5	WKL	
MO-THO	2012/13-3	Wet	2/20/2013 11:40:00 AM	3/5/2013 5:16:00 PM	Aluminum	Total	=	4300	µg/L	EPA 200.8	2.1	5	WKL	
MO-THO	2012/13-3	Wet	2/20/2013 11:40:00 AM	3/5/2013 5:08:00 PM	Antimony	Dissolved	DNQ	0.3	µg/L	EPA 200.8	0.04	0.5	WKL	
MO-THO	2012/13-3	Wet	2/20/2013 11:40:00 AM	3/5/2013 5:16:00 PM	Antimony	Total	=	0.57	µg/L	EPA 200.8	0.04	0.5	WKL	
MO-THO	2012/13-3	Wet	2/20/2013 11:40:00 AM	3/5/2013 5:08:00 PM	Arsenic	Dissolved	=	2.4	µg/L	EPA 200.8	0.036	0.4	WKL	
MO-THO	2012/13-3	Wet	2/20/2013 11:40:00 AM	3/5/2013 5:16:00 PM	Arsenic	Total	=	4	µg/L	EPA 200.8	0.13	0.4	WKL	
MO-THO	2012/13-3	Wet	2/20/2013 11:40:00 AM	3/5/2013 5:08:00 PM	Beryllium	Dissolved	<	0.088	µg/L	EPA 200.8	0.088	0.1	WKL	
MO-THO	2012/13-3	Wet	2/20/2013 11:40:00 AM	3/5/2013 5:16:00 PM	Beryllium	Total	=	0.12	µg/L	EPA 200.8	0.088	0.1	WKL	
MO-THO	2012/13-3	Wet	2/20/2013 11:40:00 AM	3/5/2013 5:08:00 PM	Cadmium	Dissolved	DNQ	0.03	µg/L	EPA 200.8	0.02	0.1	WKL	
MO-THO	2012/13-3	Wet	2/20/2013 11:40:00 AM	3/5/2013 5:16:00 PM	Cadmium	Total	=	0.47	µg/L	EPA 200.8	0.02	0.1	WKL	
MO-THO	2012/13-3	Wet	2/20/2013 11:40:00 AM	3/5/2013 5:08:00 PM	Chromium	Dissolved	=	0.37	µg/L	EPA 200.8	0.074	0.2	WKL	
MO-THO	2012/13-3	Wet	2/20/2013 11:40:00 AM	3/5/2013 5:16:00 PM	Chromium	Total	=	13	µg/L	EPA 200.8	0.074	0.2	WKL	
MO-THO	2012/13-3	Wet	2/20/2013 11:40:00 AM	3/4/2013 9:56:00 AM	Chromium VI	n/a	DNQ	0.25	µg/L	EPA 218.6	0.0059	0.3	WKL	

Appendix G
Laboratory Environmental Analysis Results

Site ID	Event	Event Type	Sample Date	Analysis Date	Constituent	Fraction	Sign	Result	Units	Method	MDL	Reporting Limit	Analyzing Laboratory	Qualifier
MO-THO	2012/13-3	Wet	2/20/2013 11:40:00 AM	3/5/2013 5:08:00 PM	Copper	Dissolved	=	1.8	µg/L	EPA 200.8	0.27	0.5	WKL	
MO-THO	2012/13-3	Wet	2/20/2013 11:40:00 AM	3/5/2013 5:16:00 PM	Copper	Total	=	19	µg/L	EPA 200.8	0.27	0.5	WKL	
MO-THO	2012/13-3	Wet	2/20/2013 11:40:00 AM	2/25/2013 2:19:00 PM	Iron	Dissolved	=	25	µg/L	EPA 200.7	1.1	10	WKL	
MO-THO	2012/13-3	Wet	2/20/2013 11:40:00 AM	2/25/2013 2:22:00 PM	Iron	Total	=	6100	µg/L	EPA 200.7	1.1	10	WKL	
MO-THO	2012/13-3	Wet	2/20/2013 11:40:00 AM	3/5/2013 5:08:00 PM	Lead	Dissolved	<	0.011	µg/L	EPA 200.8	0.011	0.2	WKL	
MO-THO	2012/13-3	Wet	2/20/2013 11:40:00 AM	3/5/2013 5:16:00 PM	Lead	Total	=	4.9	µg/L	EPA 200.8	0.035	0.2	WKL	
MO-THO	2012/13-3	Wet	2/20/2013 11:40:00 AM	3/5/2013 7:28:00 PM	Mercury	Dissolved	DNQ	8	ng/L	EPA 245.1	3.9	50	WKL	
MO-THO	2012/13-3	Wet	2/20/2013 11:40:00 AM	3/5/2013 7:28:00 PM	Mercury	Total	DNQ	34	ng/L	EPA 245.1	3.9	50	WKL	
MO-THO	2012/13-3	Wet	2/20/2013 11:40:00 AM	3/5/2013 5:08:00 PM	Nickel	Dissolved	=	1.7	µg/L	EPA 200.8	0.13	0.8	WKL	
MO-THO	2012/13-3	Wet	2/20/2013 11:40:00 AM	3/5/2013 5:16:00 PM	Nickel	Total	=	14	µg/L	EPA 200.8	0.13	0.8	WKL	
MO-THO	2012/13-3	Wet	2/20/2013 11:40:00 AM	3/5/2013 5:08:00 PM	Selenium	Dissolved	=	2.3	µg/L	EPA 200.8	0.28	0.4	WKL	
MO-THO	2012/13-3	Wet	2/20/2013 11:40:00 AM	3/5/2013 5:16:00 PM	Selenium	Total	=	3.4	µg/L	EPA 200.8	0.28	0.4	WKL	
MO-THO	2012/13-3	Wet	2/20/2013 11:40:00 AM	3/5/2013 5:08:00 PM	Silver	Dissolved	<	0.027	µg/L	EPA 200.8	0.027	0.2	WKL	
MO-THO	2012/13-3	Wet	2/20/2013 11:40:00 AM	3/5/2013 5:16:00 PM	Silver	Total	DNQ	0.05	µg/L	EPA 200.8	0.027	0.2	WKL	
MO-THO	2012/13-3	Wet	2/20/2013 11:40:00 AM	3/5/2013 5:08:00 PM	Thallium	Dissolved	<	0.009	µg/L	EPA 200.8	0.009	0.2	WKL	
MO-THO	2012/13-3	Wet	2/20/2013 11:40:00 AM	3/5/2013 5:16:00 PM	Thallium	Total	DNQ	0.06	µg/L	EPA 200.8	0.034	0.2	WKL	
MO-THO	2012/13-3	Wet	2/20/2013 11:40:00 AM	3/5/2013 5:08:00 PM	Zinc	Dissolved	DNQ	4.2	µg/L	EPA 200.8	1.1	5	WKL	
MO-THO	2012/13-3	Wet	2/20/2013 11:40:00 AM	3/5/2013 5:16:00 PM	Zinc	Total	=	77	µg/L	EPA 200.8	1.1	5	WKL	
MO-THO	2012/13-3	Wet	2/20/2013 11:40:00 AM	3/12/2013 6:51:00 PM	Ammonia as N	n/a	=	0.24	mg/L	EPA 350.1	0.048	0.1	WKL	
MO-THO	2012/13-3	Wet	2/20/2013 11:40:00 AM	2/21/2013 8:46:00 PM	Nitrate + Nitrite as N	n/a	=	1	mg/L	EPA 353.2	0.01	0.1	WKL	
MO-THO	2012/13-3	Wet	2/20/2013 11:40:00 AM	3/14/2013 4:09:00 PM	Phosphorus as P	Dissolved	=	0.12	mg/L	EPA 365.1	0.0014	0.01	WKL	
MO-THO	2012/13-3	Wet	2/20/2013 11:40:00 AM	3/14/2013 1:46:00 PM	Phosphorus as P	Total	=	0.57	mg/L	EPA 365.1	0.014	0.1	WKL	D
MO-THO	2012/13-3	Wet	2/20/2013 11:40:00 AM	3/12/2013 10:15:00 PM	TKN	n/a	=	3.5	mg/L	EPA 351.2	0.074	0.1	WKL	
MO-THO	2012/13-3	Wet	2/20/2013 11:40:00 AM	3/6/2013 11:20:00 PM	1,2,4-Trichlorobenzene	n/a	<	5.5	µg/L	EPA 625	5.5	10	WKL	D
MO-THO	2012/13-3	Wet	2/20/2013 11:40:00 AM	3/6/2013 11:20:00 PM	1,2-Dichlorobenzene	n/a	<	5.7	µg/L	EPA 625	5.7	10	WKL	D
MO-THO	2012/13-3	Wet	2/20/2013 11:40:00 AM	3/6/2013 11:20:00 PM	1,2-Diphenylhydrazine	n/a	<	2.5	µg/L	EPA 625	2.5	10	WKL	D
MO-THO	2012/13-3	Wet	2/20/2013 11:40:00 AM	3/6/2013 11:20:00 PM	1,3-Dichlorobenzene	n/a	<	5.3	µg/L	EPA 625	5.3	10	WKL	D
MO-THO	2012/13-3	Wet	2/20/2013 11:40:00 AM	3/6/2013 11:20:00 PM	1,4-Dichlorobenzene	n/a	<	5.5	µg/L	EPA 625	5.5	10	WKL	D
MO-THO	2012/13-3	Wet	2/20/2013 11:40:00 AM	3/21/2013 9:55:00 AM	1-Methylnaphthalene	n/a	<	1	µg/L	EPA 8270Cm	1	1	WKL	D
MO-THO	2012/13-3	Wet	2/20/2013 11:40:00 AM	3/21/2013 12:56:00 AM	2,4,5-Trichlorophenol	n/a	<	2.9	µg/L	EPA 8270Cm	2.9	10	WKL	D
MO-THO	2012/13-3	Wet	2/20/2013 11:40:00 AM	3/21/2013 12:56:00 AM	2,4,6-Trichlorophenol	n/a	<	3	µg/L	EPA 8270Cm	3	10	WKL	D
MO-THO	2012/13-3	Wet	2/20/2013 11:40:00 AM	3/21/2013 12:56:00 AM	2,4-Dichlorophenol	n/a	<	5.1	µg/L	EPA 8270Cm	5.1	10	WKL	D
MO-THO	2012/13-3	Wet	2/20/2013 11:40:00 AM	3/21/2013 12:56:00 AM	2,4-Dimethylphenol	n/a	<	10	µg/L	EPA 8270Cm	10	20	WKL	D
MO-THO	2012/13-3	Wet	2/20/2013 11:40:00 AM	3/21/2013 12:56:00 AM	2,4-Dinitrophenol	n/a	<	10	µg/L	EPA 8270Cm	10	20	WKL	D
MO-THO	2012/13-3	Wet	2/20/2013 11:40:00 AM	3/6/2013 11:20:00 PM	2,4-Dinitrotoluene	n/a	<	1.8	µg/L	EPA 625	1.8	10	WKL	D
MO-THO	2012/13-3	Wet	2/20/2013 11:40:00 AM	3/6/2013 11:20:00 PM	2,6-Dinitrotoluene	n/a	<	2.7	µg/L	EPA 625	2.7	10	WKL	D
MO-THO	2012/13-3	Wet	2/20/2013 11:40:00 AM	3/6/2013 11:20:00 PM	2-Chloronaphthalene	n/a	<	4.5	µg/L	EPA 625	4.5	10	WKL	D
MO-THO	2012/13-3	Wet	2/20/2013 11:40:00 AM	3/21/2013 12:56:00 AM	2-Chlorophenol	n/a	<	6.5	µg/L	EPA 8270Cm	6.5	10	WKL	D
MO-THO	2012/13-3	Wet	2/20/2013 11:40:00 AM	3/21/2013 9:55:00 AM	2-Methylnaphthalene	n/a	<	1	µg/L	EPA 8270Cm	1	1	WKL	D
MO-THO	2012/13-3	Wet	2/20/2013 11:40:00 AM	3/21/2013 12:56:00 AM	2-Methylphenol	n/a	<	3.4	µg/L	EPA 8270Cm	3.4	10	WKL	D
MO-THO	2012/13-3	Wet	2/20/2013 11:40:00 AM	3/21/2013 12:56:00 AM	2-Nitrophenol	n/a	<	7.1	µg/L	EPA 8270Cm	7.1	10	WKL	D
MO-THO	2012/13-3	Wet	2/20/2013 11:40:00 AM	3/6/2013 11:20:00 PM	3,3'-Dichlorobenzidine	n/a	<	12	µg/L	EPA 625	12	50	WKL	D
MO-THO	2012/13-3	Wet	2/20/2013 11:40:00 AM	3/21/2013 12:56:00 AM	3-/4-Methylphenol	n/a	<	3	µg/L	EPA 8270Cm	3	10	WKL	D
MO-THO	2012/13-3	Wet	2/20/2013 11:40:00 AM	3/21/2013 12:56:00 AM	4,6-Dinitro-2-methylphenol	n/a	<	1.4	µg/L	EPA 8270Cm	1.4	10	WKL	D
MO-THO	2012/13-3	Wet	2/20/2013 11:40:00 AM	3/6/2013 11:20:00 PM	4-Bromophenyl phenyl ether	n/a	<	3.6	µg/L	EPA 625	3.6	10	WKL	D
MO-THO	2012/13-3	Wet	2/20/2013 11:40:00 AM	3/21/2013 12:56:00 AM	4-Chloro-3-methylphenol	n/a	<	3.7	µg/L	EPA 8270Cm	3.7	10	WKL	D
MO-THO	2012/13-3	Wet	2/20/2013 11:40:00 AM	3/6/2013 11:20:00 PM	4-Chlorophenyl phenyl ether	n/a	<	4.1	µg/L	EPA 625	4.1	10	WKL	D
MO-THO	2012/13-3	Wet	2/20/2013 11:40:00 AM	3/21/2013 12:56:00 AM	4-Nitrophenol	n/a	<	10	µg/L	EPA 8270Cm	10	20	WKL	D

Appendix G
Laboratory Environmental Analysis Results

Site ID	Event	Event Type	Sample Date	Analysis Date	Constituent	Fraction	Sign	Result	Units	Method	MDL	Reporting Limit	Analyzing Laboratory	Qualifier
MO-THO	2012/13-3	Wet	2/20/2013 11:40:00 AM	3/21/2013 9:55:00 AM	Acenaphthene	n/a	<	1	µg/L	EPA 8270Cm	1	1	WKL	D
MO-THO	2012/13-3	Wet	2/20/2013 11:40:00 AM	3/21/2013 9:55:00 AM	Acenaphthylene	n/a	<	1	µg/L	EPA 8270Cm	1	1	WKL	D
MO-THO	2012/13-3	Wet	2/20/2013 11:40:00 AM	3/21/2013 9:55:00 AM	Anthracene	n/a	<	1	µg/L	EPA 8270Cm	1	1	WKL	D
MO-THO	2012/13-3	Wet	2/20/2013 11:40:00 AM	3/21/2013 9:55:00 AM	Benz(a)anthracene	n/a	<	1	µg/L	EPA 8270Cm	1	1	WKL	D
MO-THO	2012/13-3	Wet	2/20/2013 11:40:00 AM	3/6/2013 11:20:00 PM	Benzidine	n/a	<	37	µg/L	EPA 625	37	100	WKL	D
MO-THO	2012/13-3	Wet	2/20/2013 11:40:00 AM	3/15/2013 4:10:00 AM	Benzo(a)pyrene	n/a	<	0.07	µg/L	EPA 525.2	0.07	0.1	WKL	
MO-THO	2012/13-3	Wet	2/20/2013 11:40:00 AM	3/21/2013 9:55:00 AM	Benzo(b)fluoranthene	n/a	<	1	µg/L	EPA 8270Cm	1	1	WKL	D
MO-THO	2012/13-3	Wet	2/20/2013 11:40:00 AM	3/21/2013 9:55:00 AM	Benzo(g,h,i)perylene	n/a	<	1	µg/L	EPA 8270Cm	1	1	WKL	D
MO-THO	2012/13-3	Wet	2/20/2013 11:40:00 AM	3/21/2013 9:55:00 AM	Benzo(k)fluoranthene	n/a	<	1	µg/L	EPA 8270Cm	1	1	WKL	D
MO-THO	2012/13-3	Wet	2/20/2013 11:40:00 AM	3/6/2013 11:20:00 PM	Bis(2-chloroethoxy)methane	n/a	<	2.5	µg/L	EPA 625	2.5	10	WKL	D
MO-THO	2012/13-3	Wet	2/20/2013 11:40:00 AM	3/6/2013 11:20:00 PM	Bis(2-chloroethyl)ether	n/a	<	2.7	µg/L	EPA 625	2.7	10	WKL	D
MO-THO	2012/13-3	Wet	2/20/2013 11:40:00 AM	3/6/2013 11:20:00 PM	Bis(2-chloroisopropyl)ether	n/a	<	3.8	µg/L	EPA 625	3.8	10	WKL	D
MO-THO	2012/13-3	Wet	2/20/2013 11:40:00 AM	3/15/2013 4:10:00 AM	Bis(2-ethylhexyl)adipate	n/a	<	0.1	µg/L	EPA 525.2	0.1	5	WKL	
MO-THO	2012/13-3	Wet	2/20/2013 11:40:00 AM	3/15/2013 4:10:00 AM	Bis(2-ethylhexyl)phthalate	n/a	<	1.1	µg/L	EPA 525.2	1.1	3	WKL	
MO-THO	2012/13-3	Wet	2/20/2013 11:40:00 AM	3/6/2013 11:20:00 PM	Butyl benzyl phthalate	n/a	<	1.8	µg/L	EPA 625	1.8	10	WKL	D
MO-THO	2012/13-3	Wet	2/20/2013 11:40:00 AM	3/21/2013 9:55:00 AM	Chrysene	n/a	<	1	µg/L	EPA 8270Cm	1	1	WKL	D
MO-THO	2012/13-3	Wet	2/20/2013 11:40:00 AM	3/21/2013 9:55:00 AM	Dibenz(a,h)anthracene	n/a	<	1	µg/L	EPA 8270Cm	1	1	WKL	D
MO-THO	2012/13-3	Wet	2/20/2013 11:40:00 AM	3/6/2013 11:20:00 PM	Diethyl phthalate	n/a	<	1.5	µg/L	EPA 625	1.5	10	WKL	D
MO-THO	2012/13-3	Wet	2/20/2013 11:40:00 AM	3/6/2013 11:20:00 PM	Dimethyl phthalate	n/a	=	10	µg/L	EPA 625	1.8	10	WKL	D
MO-THO	2012/13-3	Wet	2/20/2013 11:40:00 AM	3/6/2013 11:20:00 PM	Di-n-butylphthalate	n/a	<	2.4	µg/L	EPA 625	2.4	10	WKL	D
MO-THO	2012/13-3	Wet	2/20/2013 11:40:00 AM	3/6/2013 11:20:00 PM	Di-n-octylphthalate	n/a	<	1.9	µg/L	EPA 625	1.9	10	WKL	D
MO-THO	2012/13-3	Wet	2/20/2013 11:40:00 AM	3/21/2013 9:55:00 AM	Fluoranthene	n/a	<	1	µg/L	EPA 8270Cm	1	1	WKL	D
MO-THO	2012/13-3	Wet	2/20/2013 11:40:00 AM	3/21/2013 9:55:00 AM	Fluorene	n/a	<	1	µg/L	EPA 8270Cm	1	1	WKL	D
MO-THO	2012/13-3	Wet	2/20/2013 11:40:00 AM	3/6/2013 11:20:00 PM	Hexachlorobenzene	n/a	<	4.9	µg/L	EPA 625	4.9	10	WKL	D
MO-THO	2012/13-3	Wet	2/20/2013 11:40:00 AM	3/6/2013 11:20:00 PM	Hexachlorobutadiene	n/a	<	4.7	µg/L	EPA 625	4.7	10	WKL	D
MO-THO	2012/13-3	Wet	2/20/2013 11:40:00 AM	3/6/2013 11:20:00 PM	Hexachlorocyclopentadiene	n/a	<	15	µg/L	EPA 625	15	50	WKL	D
MO-THO	2012/13-3	Wet	2/20/2013 11:40:00 AM	3/6/2013 11:20:00 PM	Hexachloroethane	n/a	<	5.2	µg/L	EPA 625	5.2	10	WKL	D
MO-THO	2012/13-3	Wet	2/20/2013 11:40:00 AM	3/21/2013 9:55:00 AM	Indeno(1,2,3-cd)pyrene	n/a	<	1	µg/L	EPA 8270Cm	1	1	WKL	D
MO-THO	2012/13-3	Wet	2/20/2013 11:40:00 AM	3/6/2013 11:20:00 PM	Isophorone	n/a	<	2.1	µg/L	EPA 625	2.1	10	WKL	D
MO-THO	2012/13-3	Wet	2/20/2013 11:40:00 AM	3/21/2013 9:55:00 AM	Naphthalene	n/a	<	1	µg/L	EPA 8270Cm	1	1	WKL	D
MO-THO	2012/13-3	Wet	2/20/2013 11:40:00 AM	3/6/2013 11:20:00 PM	Nitrobenzene	n/a	<	3.6	µg/L	EPA 625	3.6	10	WKL	D
MO-THO	2012/13-3	Wet	2/20/2013 11:40:00 AM	3/6/2013 11:20:00 PM	N-Nitrosodimethylamine	n/a	<	1.4	µg/L	EPA 625	1.4	10	WKL	D
MO-THO	2012/13-3	Wet	2/20/2013 11:40:00 AM	3/6/2013 11:20:00 PM	N-Nitrosodi-N-propylamine	n/a	<	2.6	µg/L	EPA 625	2.6	10	WKL	D
MO-THO	2012/13-3	Wet	2/20/2013 11:40:00 AM	3/6/2013 11:20:00 PM	N-Nitrosodiphenylamine	n/a	<	1.9	µg/L	EPA 625	1.9	10	WKL	D
MO-THO	2012/13-3	Wet	2/20/2013 11:40:00 AM	3/21/2013 9:55:00 AM	Phenanthrene	n/a	<	1	µg/L	EPA 8270Cm	1	1	WKL	D
MO-THO	2012/13-3	Wet	2/20/2013 11:40:00 AM	3/21/2013 12:56:00 AM	Phenol	n/a	<	3.5	µg/L	EPA 8270Cm	3.5	10	WKL	D
MO-THO	2012/13-3	Wet	2/20/2013 11:40:00 AM	3/21/2013 9:55:00 AM	Pyrene	n/a	<	1	µg/L	EPA 8270Cm	1	1	WKL	D
MO-THO	2012/13-3	Wet	2/20/2013 11:40:00 AM	3/14/2013 3:29:00 AM	PCB Aroclor 1016	n/a	<	0.05	µg/L	EPA 608	0.05	0.5	WKL	
MO-THO	2012/13-3	Wet	2/20/2013 11:40:00 AM	3/14/2013 3:29:00 AM	PCB Aroclor 1221	n/a	<	0.06	µg/L	EPA 608	0.06	0.5	WKL	
MO-THO	2012/13-3	Wet	2/20/2013 11:40:00 AM	3/14/2013 3:29:00 AM	PCB Aroclor 1232	n/a	<	0.15	µg/L	EPA 608	0.15	0.5	WKL	
MO-THO	2012/13-3	Wet	2/20/2013 11:40:00 AM	3/14/2013 3:29:00 AM	PCB Aroclor 1242	n/a	<	0.07	µg/L	EPA 608	0.07	0.5	WKL	
MO-THO	2012/13-3	Wet	2/20/2013 11:40:00 AM	3/14/2013 3:29:00 AM	PCB Aroclor 1248	n/a	<	0.06	µg/L	EPA 608	0.06	0.5	WKL	
MO-THO	2012/13-3	Wet	2/20/2013 11:40:00 AM	3/14/2013 3:29:00 AM	PCB Aroclor 1254	n/a	<	0.04	µg/L	EPA 608	0.04	0.5	WKL	
MO-THO	2012/13-3	Wet	2/20/2013 11:40:00 AM	3/14/2013 3:29:00 AM	PCB Aroclor 1260	n/a	<	0.04	µg/L	EPA 608	0.04	0.5	WKL	
MO-THO	2012/13-3	Wet	2/20/2013 11:40:00 AM	2/26/2013 7:30:00 PM	2,4,5-T	n/a	<	0.07	µg/L	EPA 515.3	0.07	0.2	WKL	
MO-THO	2012/13-3	Wet	2/20/2013 11:40:00 AM	2/26/2013 7:30:00 PM	2,4,5-TP	n/a	<	0.09	µg/L	EPA 515.3	0.09	0.2	WKL	
MO-THO	2012/13-3	Wet	2/20/2013 11:40:00 AM	2/26/2013 7:30:00 PM	2,4-D	n/a	<	0.07	µg/L	EPA 515.3	0.07	0.4	WKL	
MO-THO	2012/13-3	Wet	2/20/2013 11:40:00 AM	2/26/2013 7:30:00 PM	2,4-DB	n/a	<	0.07	µg/L	EPA 515.3	0.07	2	WKL	

Appendix G
Laboratory Environmental Analysis Results

Site ID	Event	Event Type	Sample Date	Analysis Date	Constituent	Fraction	Sign	Result	Units	Method	MDL	Reporting Limit	Analyzing Laboratory	Qualifier
MO-THO	2012/13-3	Wet	2/20/2013 11:40:00 AM	2/26/2013 7:30:00 PM	3,5-Dichlorobenzoic acid	n/a	<	0.09	µg/L	EPA 515.3	0.09	1	WKL	
MO-THO	2012/13-3	Wet	2/20/2013 11:40:00 AM	3/14/2013 3:29:00 AM	4,4'-DDD	n/a	<	0.003	µg/L	EPA 608	0.003	0.05	WKL	
MO-THO	2012/13-3	Wet	2/20/2013 11:40:00 AM	3/14/2013 3:29:00 AM	4,4'-DDE	n/a	<	0.0025	µg/L	EPA 608	0.0025	0.05	WKL	
MO-THO	2012/13-3	Wet	2/20/2013 11:40:00 AM	3/14/2013 3:29:00 AM	4,4'-DDT	n/a	<	0.0031	µg/L	EPA 608	0.0031	0.01	WKL	
MO-THO	2012/13-3	Wet	2/20/2013 11:40:00 AM	2/26/2013 7:30:00 PM	Acifluorfen	n/a	<	0.06	µg/L	EPA 515.3	0.06	0.4	WKL	
MO-THO	2012/13-3	Wet	2/20/2013 11:40:00 AM	3/15/2013 4:10:00 AM	Alachlor	n/a	<	0.022	µg/L	EPA 525.2	0.022	0.1	WKL	
MO-THO	2012/13-3	Wet	2/20/2013 11:40:00 AM	3/14/2013 3:29:00 AM	Aldrin	n/a	<	0.0015	µg/L	EPA 608	0.0015	0.005	WKL	
MO-THO	2012/13-3	Wet	2/20/2013 11:40:00 AM	3/14/2013 3:29:00 AM	alpha-BHC	n/a	<	0.0018	µg/L	EPA 608	0.0018	0.01	WKL	
MO-THO	2012/13-3	Wet	2/20/2013 11:40:00 AM	3/14/2013 3:29:00 AM	alpha-Chlordane	n/a	<	0.0041	µg/L	EPA 608	0.0041	0.01	WKL	
MO-THO	2012/13-3	Wet	2/20/2013 11:40:00 AM	3/15/2013 4:10:00 AM	Atrazine	n/a	<	0.034	µg/L	EPA 525.2	0.034	0.1	WKL	
MO-THO	2012/13-3	Wet	2/20/2013 11:40:00 AM	3/13/2013 8:00:00 PM	Azinphos methyl	n/a	<	0.0055	µg/L	EPA 525.2	0.0055	0.01	WKL	EUM
MO-THO	2012/13-3	Wet	2/20/2013 11:40:00 AM	2/26/2013 7:30:00 PM	Bentazon	n/a	<	0.11	µg/L	EPA 515.3	0.11	2	WKL	
MO-THO	2012/13-3	Wet	2/20/2013 11:40:00 AM	3/14/2013 3:29:00 AM	beta-BHC	n/a	<	0.0031	µg/L	EPA 608	0.0031	0.005	WKL	
MO-THO	2012/13-3	Wet	2/20/2013 11:40:00 AM	3/13/2013 8:00:00 PM	Bolstar	n/a	<	0.0046	µg/L	EPA 525.2	0.0046	0.01	WKL	
MO-THO	2012/13-3	Wet	2/20/2013 11:40:00 AM	3/15/2013 4:10:00 AM	Bromacil	n/a	<	0.038	µg/L	EPA 525.2	0.038	1	WKL	
MO-THO	2012/13-3	Wet	2/20/2013 11:40:00 AM	3/15/2013 4:10:00 AM	Butachlor	n/a	<	0.017	µg/L	EPA 525.2	0.017	0.2	WKL	
MO-THO	2012/13-3	Wet	2/20/2013 11:40:00 AM	3/15/2013 4:10:00 AM	Captan	n/a	<	0.86	µg/L	EPA 525.2	0.86	1	WKL	
MO-THO	2012/13-3	Wet	2/20/2013 11:40:00 AM	3/14/2013 3:29:00 AM	Chlordane (technical)	n/a	<	0.08	µg/L	EPA 608	0.08	0.1	WKL	
MO-THO	2012/13-3	Wet	2/20/2013 11:40:00 AM	3/15/2013 4:10:00 AM	Chloropropham	n/a	<	0.01	µg/L	EPA 525.2	0.01	0.1	WKL	
MO-THO	2012/13-3	Wet	2/20/2013 11:40:00 AM	3/13/2013 8:00:00 PM	Chlorpyrifos	n/a	<	0.0069	µg/L	EPA 525.2	0.0069	0.01	WKL	
MO-THO	2012/13-3	Wet	2/20/2013 11:40:00 AM	3/13/2013 8:00:00 PM	Coumaphos	n/a	<	0.0051	µg/L	EPA 525.2	0.0051	0.01	WKL	
MO-THO	2012/13-3	Wet	2/20/2013 11:40:00 AM	3/15/2013 4:10:00 AM	Cyanazine	n/a	<	0.024	µg/L	EPA 525.2	0.024	0.1	WKL	
MO-THO	2012/13-3	Wet	2/20/2013 11:40:00 AM	2/26/2013 7:30:00 PM	Dalapon	n/a	<	0.1	µg/L	EPA 515.3	0.1	0.4	WKL	
MO-THO	2012/13-3	Wet	2/20/2013 11:40:00 AM	2/26/2013 7:30:00 PM	DCPA (Dacthal)	n/a	<	0.07	µg/L	EPA 515.3	0.07	0.1	WKL	
MO-THO	2012/13-3	Wet	2/20/2013 11:40:00 AM	3/14/2013 3:29:00 AM	delta-BHC	n/a	<	0.0025	µg/L	EPA 608	0.0025	0.005	WKL	
MO-THO	2012/13-3	Wet	2/20/2013 11:40:00 AM	3/13/2013 8:00:00 PM	Demeton-O	n/a	<	0.01	µg/L	EPA 525.2	0.01	0.01	WKL	
MO-THO	2012/13-3	Wet	2/20/2013 11:40:00 AM	3/13/2013 8:00:00 PM	Demeton-S	n/a	<	0.01	µg/L	EPA 525.2	0.01	0.01	WKL	
MO-THO	2012/13-3	Wet	2/20/2013 11:40:00 AM	3/13/2013 8:00:00 PM	Diazinon	n/a	=	0.011	µg/L	EPA 525.2	0.0052	0.01	WKL	
MO-THO	2012/13-3	Wet	2/20/2013 11:40:00 AM	2/26/2013 7:30:00 PM	Dicamba	n/a	<	0.12	µg/L	EPA 515.3	0.12	0.6	WKL	
MO-THO	2012/13-3	Wet	2/20/2013 11:40:00 AM	2/26/2013 7:30:00 PM	Dichlorprop	n/a	<	0.08	µg/L	EPA 515.3	0.08	0.3	WKL	
MO-THO	2012/13-3	Wet	2/20/2013 11:40:00 AM	3/13/2013 8:00:00 PM	Dichlorvos	n/a	<	0.0029	µg/L	EPA 525.2	0.0029	0.01	WKL	
MO-THO	2012/13-3	Wet	2/20/2013 11:40:00 AM	3/14/2013 3:29:00 AM	Dieldrin	n/a	<	0.0021	µg/L	EPA 608	0.0021	0.01	WKL	
MO-THO	2012/13-3	Wet	2/20/2013 11:40:00 AM	3/13/2013 8:00:00 PM	Dimethoate	n/a	<	0.0062	µg/L	EPA 525.2	0.0062	0.01	WKL	
MO-THO	2012/13-3	Wet	2/20/2013 11:40:00 AM	2/26/2013 7:30:00 PM	Dinoseb	n/a	<	0.14	µg/L	EPA 515.3	0.14	0.4	WKL	
MO-THO	2012/13-3	Wet	2/20/2013 11:40:00 AM	3/15/2013 4:10:00 AM	Diphenamid	n/a	<	0.024	µg/L	EPA 525.2	0.024	0.1	WKL	
MO-THO	2012/13-3	Wet	2/20/2013 11:40:00 AM	3/13/2013 8:00:00 PM	Disulfoton	n/a	<	0.01	µg/L	EPA 525.2	0.01	0.01	WKL	
MO-THO	2012/13-3	Wet	2/20/2013 11:40:00 AM	3/14/2013 3:29:00 AM	Endosulfan I	n/a	<	0.0017	µg/L	EPA 608	0.0017	0.02	WKL	
MO-THO	2012/13-3	Wet	2/20/2013 11:40:00 AM	3/14/2013 3:29:00 AM	Endosulfan II	n/a	<	0.0019	µg/L	EPA 608	0.0019	0.01	WKL	
MO-THO	2012/13-3	Wet	2/20/2013 11:40:00 AM	3/14/2013 3:29:00 AM	Endosulfan sulfate	n/a	<	0.008	µg/L	EPA 608	0.008	0.05	WKL	
MO-THO	2012/13-3	Wet	2/20/2013 11:40:00 AM	3/14/2013 3:29:00 AM	Endrin	n/a	<	0.0028	µg/L	EPA 608	0.0028	0.01	WKL	
MO-THO	2012/13-3	Wet	2/20/2013 11:40:00 AM	3/14/2013 3:29:00 AM	Endrin aldehyde	n/a	<	0.003	µg/L	EPA 608	0.003	0.01	WKL	
MO-THO	2012/13-3	Wet	2/20/2013 11:40:00 AM	3/15/2013 4:10:00 AM	EPTC	n/a	<	0.017	µg/L	EPA 525.2	0.017	1	WKL	
MO-THO	2012/13-3	Wet	2/20/2013 11:40:00 AM	3/13/2013 8:00:00 PM	Ethoprop	n/a	<	0.0067	µg/L	EPA 525.2	0.0067	0.01	WKL	
MO-THO	2012/13-3	Wet	2/20/2013 11:40:00 AM	3/13/2013 8:00:00 PM	Ethyl parathion	n/a	<	0.0054	µg/L	EPA 525.2	0.0054	0.01	WKL	
MO-THO	2012/13-3	Wet	2/20/2013 11:40:00 AM	3/13/2013 8:00:00 PM	Fensulfothion	n/a	<	0.0029	µg/L	EPA 525.2	0.0029	0.01	WKL	
MO-THO	2012/13-3	Wet	2/20/2013 11:40:00 AM	3/13/2013 8:00:00 PM	Fenthion	n/a	<	0.0038	µg/L	EPA 525.2	0.0038	0.01	WKL	
MO-THO	2012/13-3	Wet	2/20/2013 11:40:00 AM	3/14/2013 3:29:00 AM	gamma-BHC (Lindane)	n/a	<	0.0021	µg/L	EPA 608	0.0021	0.02	WKL	
MO-THO	2012/13-3	Wet	2/20/2013 11:40:00 AM	3/14/2013 3:29:00 AM	gamma-Chlordane	n/a	<	0.0044	µg/L	EPA 608	0.0044	0.01	WKL	

Appendix G
Laboratory Environmental Analysis Results

Site ID	Event	Event Type	Sample Date	Analysis Date	Constituent	Fraction	Sign	Result	Units	Method	MDL	Reporting Limit	Analyzing Laboratory	Qualifier
MO-THO	2012/13-3	Wet	2/20/2013 11:40:00 AM	2/25/2013 5:50:00 PM	Glyphosate	n/a	=	9	µg/L	EPA 547	1.8	5	WKL	
MO-THO	2012/13-3	Wet	2/20/2013 11:40:00 AM	3/14/2013 3:29:00 AM	Heptachlor	n/a	<	0.0017	µg/L	EPA 608	0.0017	0.01	WKL	
MO-THO	2012/13-3	Wet	2/20/2013 11:40:00 AM	3/14/2013 3:29:00 AM	Heptachlor epoxide	n/a	<	0.0019	µg/L	EPA 608	0.0019	0.01	WKL	
MO-THO	2012/13-3	Wet	2/20/2013 11:40:00 AM	3/13/2013 8:00:00 PM	Malathion	n/a	<	0.0076	µg/L	EPA 525.2	0.0076	0.01	WKL	
MO-THO	2012/13-3	Wet	2/20/2013 11:40:00 AM	3/13/2013 8:00:00 PM	Merphos	n/a	<	0.0058	µg/L	EPA 525.2	0.0058	0.01	WKL	
MO-THO	2012/13-3	Wet	2/20/2013 11:40:00 AM	3/14/2013 3:29:00 AM	Methoxychlor	n/a	<	0.0054	µg/L	EPA 608	0.0054	0.02	WKL	
MO-THO	2012/13-3	Wet	2/20/2013 11:40:00 AM	3/13/2013 8:00:00 PM	Methyl parathion	n/a	<	0.0063	µg/L	EPA 525.2	0.0063	0.01	WKL	
MO-THO	2012/13-3	Wet	2/20/2013 11:40:00 AM	3/15/2013 4:10:00 AM	Metolachlor	n/a	<	0.012	µg/L	EPA 525.2	0.012	0.1	WKL	
MO-THO	2012/13-3	Wet	2/20/2013 11:40:00 AM	3/15/2013 4:10:00 AM	Metribuzin	n/a	<	0.015	µg/L	EPA 525.2	0.015	0.1	WKL	
MO-THO	2012/13-3	Wet	2/20/2013 11:40:00 AM	3/13/2013 8:00:00 PM	Mevinphos	n/a	<	0.0042	µg/L	EPA 525.2	0.0042	0.01	WKL	
MO-THO	2012/13-3	Wet	2/20/2013 11:40:00 AM	3/15/2013 4:10:00 AM	Molinate	n/a	<	0.039	µg/L	EPA 525.2	0.039	0.1	WKL	
MO-THO	2012/13-3	Wet	2/20/2013 11:40:00 AM	3/13/2013 8:00:00 PM	Naled	n/a	<	0.0076	µg/L	EPA 525.2	0.0076	0.01	WKL	
MO-THO	2012/13-3	Wet	2/20/2013 11:40:00 AM	2/26/2013 7:30:00 PM	Pentachlorophenol	n/a	<	0.04	µg/L	EPA 515.3	0.04	0.2	WKL	
MO-THO	2012/13-3	Wet	2/20/2013 11:40:00 AM	3/13/2013 8:00:00 PM	Phorate	n/a	<	0.003	µg/L	EPA 525.2	0.003	0.01	WKL	
MO-THO	2012/13-3	Wet	2/20/2013 11:40:00 AM	2/26/2013 7:30:00 PM	Picloram	n/a	<	0.05	µg/L	EPA 515.3	0.05	0.6	WKL	
MO-THO	2012/13-3	Wet	2/20/2013 11:40:00 AM	3/15/2013 4:10:00 AM	Prometon	n/a	<	0.024	µg/L	EPA 525.2	0.024	0.2	WKL	
MO-THO	2012/13-3	Wet	2/20/2013 11:40:00 AM	3/15/2013 4:10:00 AM	Prometryn	n/a	<	0.036	µg/L	EPA 525.2	0.036	0.1	WKL	
MO-THO	2012/13-3	Wet	2/20/2013 11:40:00 AM	3/13/2013 8:00:00 PM	Ronnel (Fenchlorphos)	n/a	<	0.0041	µg/L	EPA 525.2	0.0041	0.01	WKL	
MO-THO	2012/13-3	Wet	2/20/2013 11:40:00 AM	3/15/2013 4:10:00 AM	Simazine	n/a	<	0.015	µg/L	EPA 525.2	0.015	0.1	WKL	
MO-THO	2012/13-3	Wet	2/20/2013 11:40:00 AM	3/13/2013 8:00:00 PM	Stirophos (Tetrachlorvinphos)	n/a	<	0.0031	µg/L	EPA 525.2	0.0031	0.01	WKL	
MO-THO	2012/13-3	Wet	2/20/2013 11:40:00 AM	3/15/2013 4:10:00 AM	Terbacil	n/a	<	0.55	µg/L	EPA 525.2	0.55	2	WKL	
MO-THO	2012/13-3	Wet	2/20/2013 11:40:00 AM	3/15/2013 4:10:00 AM	Thiobencarb	n/a	<	0.025	µg/L	EPA 525.2	0.025	0.2	WKL	
MO-THO	2012/13-3	Wet	2/20/2013 11:40:00 AM	3/13/2013 8:00:00 PM	Tokuthion	n/a	<	0.0078	µg/L	EPA 525.2	0.0078	0.01	WKL	
MO-THO	2012/13-3	Wet	2/20/2013 11:40:00 AM	3/14/2013 3:29:00 AM	Toxaphene	n/a	<	0.12	µg/L	EPA 608	0.12	0.5	WKL	
MO-THO	2012/13-3	Wet	2/20/2013 11:40:00 AM	3/13/2013 8:00:00 PM	Trichloronate	n/a	<	0.0067	µg/L	EPA 525.2	0.0067	0.01	WKL	
MO-THO	2012/13-3	Wet	2/20/2013 11:40:00 AM	3/15/2013 4:10:00 AM	Trithion	n/a	<	0.012	µg/L	EPA 525.2	0.012	0.1	WKL	
MO-THO	2012/13-4	Wet	3/7/2013 10:27:00 PM	3/8/2013 11:02:00 PM	E. Coli	n/a	=	408	MPN/100 mL	MMO-MUG	10	10	VCHCA	
MO-THO	2012/13-4	Wet	3/7/2013 10:27:00 PM	3/12/2013 3:15:00 AM	Fecal Coliform	n/a	=	460	MPN/100 mL	SM 9221 E	2	2	VCHCA	
MO-THO	2012/13-4	Wet	3/7/2013 10:27:00 PM	3/8/2013 11:02:00 PM	Total Coliform	n/a	=	4884	MPN/100 mL	MMO-MUG	10	10	VCHCA	
MO-THO	2012/13-4	Wet	3/7/2013 10:27:00 PM	3/7/2013 10:27:00 PM	Conductivity	n/a	=	1343	µmhos/cm	Field Meter	-88	1	Field Crew	
MO-THO	2012/13-4	Wet	3/7/2013 10:27:00 PM	3/22/2013 2:06:00 PM	Cyanide	Total	<	0.0027	mg/L	EPA 335.4	0.0027	0.005	WKL	
MO-THO	2012/13-4	Wet	3/7/2013 10:27:00 PM	3/7/2013 10:27:00 PM	DO	n/a	=	64.5	%	Field Meter	-88	0.1	Field Crew	
MO-THO	2012/13-4	Wet	3/7/2013 10:27:00 PM	3/7/2013 10:27:00 PM	DO	n/a	=	6.89	mg/L	Field Meter	-88	0.3	Field Crew	
MO-THO	2012/13-4	Wet	3/7/2013 10:27:00 PM	3/7/2013 10:27:00 PM	pH	n/a	=	8.45	pH Units	Field Meter	-88	0.01	Field Crew	
MO-THO	2012/13-4	Wet	3/7/2013 10:27:00 PM	3/7/2013 10:27:00 PM	Salinity	n/a	=	900	mg/L	Field Meter	-88	100	Field Crew	
MO-THO	2012/13-4	Wet	3/7/2013 10:27:00 PM	3/7/2013 10:27:00 PM	Specific Conductance	n/a	=	1775	µmhos/cm	Field Meter	-88	1	Field Crew	
MO-THO	2012/13-4	Wet	3/7/2013 10:27:00 PM	3/7/2013 10:27:00 PM	Temperature	n/a	=	12.2	°C	Field Meter	-88	0.1	Field Crew	
MO-THO	2012/13-4	Wet	3/7/2013 10:27:00 PM	3/14/2013 3:00:00 PM	Oil and Grease	n/a	<	1.3	mg/L	EPA 1664A	1.3	5	WKL	
MO-THO	2012/13-4	Wet	3/7/2013 10:27:00 PM	3/14/2013 3:00:00 PM	TPH	n/a	<	1.9	mg/L	EPA 1664A	1.9	5	WKL	
MO-THO	2012/13-4	Wet	3/7/2013 10:27:00 PM	3/11/2013 9:27:00 PM	2-Chloroethyl vinyl ether	n/a	<	0.61	µg/L	EPA 524.2	0.61	1	WKL	
MO-THO	2012/13-4	Wet	3/7/2013 10:27:00 PM	3/11/2013 9:27:00 PM	Methyl tert-butyl ether (MTBE)	n/a	<	0.19	µg/L	EPA 524.2	0.19	2	WKL	
MO-THO	2012/13-4	Wet	3/8/2013 10:18:00 AM	3/19/2013 8:50:00 PM	Chloride	n/a	=	81	mg/L	EPA 300.0	1	5	WKL	D
MO-THO	2012/13-4	Wet	3/8/2013 10:18:00 AM	3/19/2013 8:50:00 PM	Fluoride	n/a	=	0.19	mg/L	EPA 300.0	0.02	0.1	WKL	
MO-THO	2012/13-4	Wet	3/8/2013 10:18:00 AM	3/19/2013 5:42:00 PM	Perchlorate	n/a	<	0.95	µg/L	EPA 314.0	0.95	2	WKL	
MO-THO	2012/13-4	Wet	3/8/2013 10:18:00 AM	3/14/2013 2:35:00 PM	Calcium	Total	=	61.9	mg/L	EPA 200.7	0.0156	0.1	WKL	
MO-THO	2012/13-4	Wet	3/8/2013 10:18:00 AM	3/14/2013 2:35:00 PM	Magnesium	Total	=	40.5	mg/L	EPA 200.7	0.0121	0.1	WKL	
MO-THO	2012/13-4	Wet	3/8/2013 10:18:00 AM	3/22/2013 10:05:00 AM	Alkalinity as CaCO3	n/a	=	160	mg/L	SM 2320 B	0.56	10	WKL	
MO-THO	2012/13-4	Wet	3/8/2013 10:18:00 AM	3/14/2013 2:00:00 PM	BOD	n/a	=	15	mg/L	SM 5210 B	0.1	2	WKL	

Appendix G
Laboratory Environmental Analysis Results

Site ID	Event	Event Type	Sample Date	Analysis Date	Constituent	Fraction	Sign	Result	Units	Method	MDL	Reporting Limit	Analyzing Laboratory	Qualifier
MO-THO	2012/13-4	Wet	3/8/2013 10:18:00 AM	3/20/2013 10:56:00 PM	COD	n/a	=	100	mg/L	EPA 410.4	0.73	5	WKL	
MO-THO	2012/13-4	Wet	3/8/2013 10:18:00 AM	3/14/2013 2:35:00 PM	Hardness as CaCO3	Total	=	321	mg/L	EPA 200.7	0.0885	0.662	WKL	
MO-THO	2012/13-4	Wet	3/8/2013 10:18:00 AM	3/9/2013 8:43:00 PM	MBAS	n/a	DNQ	0.099	mg/L	SM 5540 C	0.038	0.1	WKL	D
MO-THO	2012/13-4	Wet	3/8/2013 10:18:00 AM	4/3/2013 4:41:00 PM	Phenolics	n/a	=	0.051	mg/L	EPA 420.4	0.0042	0.01	WKL	
MO-THO	2012/13-4	Wet	3/8/2013 10:18:00 AM	3/18/2013 3:18:00 PM	Specific Conductance	n/a	=	780	µmhos/cm	SM 2510 B	0.23	2	WKL	
MO-THO	2012/13-4	Wet	3/8/2013 10:18:00 AM	3/12/2013 9:45:00 PM	Total Dissolved Solids	n/a	=	470	mg/L	SM 2540 C	4	10	WKL	
MO-THO	2012/13-4	Wet	3/8/2013 10:18:00 AM	3/14/2013 2:56:00 PM	Total Organic Carbon	n/a	=	7.6	mg/L	SM 5310 C	0.036	1.2	WKL	D
MO-THO	2012/13-4	Wet	3/8/2013 10:18:00 AM	3/12/2013 8:00:00 PM	Total Suspended Solids	n/a	=	340	mg/L	SM 2540 D	5	5	WKL	
MO-THO	2012/13-4	Wet	3/8/2013 10:18:00 AM	3/9/2013 6:55:00 PM	Turbidity	n/a	=	27	NTU	EPA 180.1	0.024	0.1	WKL	
MO-THO	2012/13-4	Wet	3/8/2013 10:18:00 AM	3/12/2013 8:00:00 PM	Volatile Suspended Solids	n/a	=	68	mg/L	EPA 160.4	3.1	5	WKL	
MO-THO	2012/13-4	Wet	3/8/2013 10:18:00 AM	3/22/2013 8:22:00 AM	Aluminum	Dissolved	=	7.2	µg/L	EPA 200.8	0.61	5	WKL	
MO-THO	2012/13-4	Wet	3/8/2013 10:18:00 AM	3/22/2013 8:30:00 AM	Aluminum	Total	=	5000	µg/L	EPA 200.8	2.1	5	WKL	
MO-THO	2012/13-4	Wet	3/8/2013 10:18:00 AM	3/22/2013 8:22:00 AM	Antimony	Dissolved	=	0.51	µg/L	EPA 200.8	0.04	0.5	WKL	
MO-THO	2012/13-4	Wet	3/8/2013 10:18:00 AM	3/22/2013 8:30:00 AM	Antimony	Total	=	0.85	µg/L	EPA 200.8	0.04	0.5	WKL	
MO-THO	2012/13-4	Wet	3/8/2013 10:18:00 AM	3/22/2013 8:22:00 AM	Arsenic	Dissolved	=	1.6	µg/L	EPA 200.8	0.036	0.4	WKL	
MO-THO	2012/13-4	Wet	3/8/2013 10:18:00 AM	3/22/2013 8:30:00 AM	Arsenic	Total	=	3.1	µg/L	EPA 200.8	0.13	0.4	WKL	
MO-THO	2012/13-4	Wet	3/8/2013 10:18:00 AM	3/22/2013 8:22:00 AM	Beryllium	Dissolved	<	0.088	µg/L	EPA 200.8	0.088	0.1	WKL	
MO-THO	2012/13-4	Wet	3/8/2013 10:18:00 AM	3/22/2013 8:30:00 AM	Beryllium	Total	=	0.14	µg/L	EPA 200.8	0.088	0.1	WKL	
MO-THO	2012/13-4	Wet	3/8/2013 10:18:00 AM	3/22/2013 8:22:00 AM	Cadmium	Dissolved	DNQ	0.03	µg/L	EPA 200.8	0.02	0.1	WKL	
MO-THO	2012/13-4	Wet	3/8/2013 10:18:00 AM	3/22/2013 8:30:00 AM	Cadmium	Total	=	0.49	µg/L	EPA 200.8	0.02	0.1	WKL	
MO-THO	2012/13-4	Wet	3/8/2013 10:18:00 AM	3/22/2013 8:22:00 AM	Chromium	Dissolved	=	0.32	µg/L	EPA 200.8	0.074	0.2	WKL	
MO-THO	2012/13-4	Wet	3/8/2013 10:18:00 AM	3/22/2013 8:30:00 AM	Chromium	Total	=	14	µg/L	EPA 200.8	0.074	0.2	WKL	
MO-THO	2012/13-4	Wet	3/8/2013 10:18:00 AM	3/13/2013 3:51:00 PM	Chromium VI	n/a	DNQ	0.23	µg/L	EPA 218.6	0.0059	0.3	WKL	
MO-THO	2012/13-4	Wet	3/8/2013 10:18:00 AM	3/22/2013 8:22:00 AM	Copper	Dissolved	=	2.9	µg/L	EPA 200.8	0.27	0.5	WKL	
MO-THO	2012/13-4	Wet	3/8/2013 10:18:00 AM	3/22/2013 8:30:00 AM	Copper	Total	=	22	µg/L	EPA 200.8	0.27	0.5	WKL	
MO-THO	2012/13-4	Wet	3/8/2013 10:18:00 AM	3/14/2013 2:32:00 PM	Iron	Dissolved	=	31	µg/L	EPA 200.7	1.1	10	WKL	
MO-THO	2012/13-4	Wet	3/8/2013 10:18:00 AM	3/14/2013 2:35:00 PM	Iron	Total	=	7600	µg/L	EPA 200.7	1.1	10	WKL	
MO-THO	2012/13-4	Wet	3/8/2013 10:18:00 AM	3/22/2013 8:22:00 AM	Lead	Dissolved	<	0.011	µg/L	EPA 200.8	0.011	0.2	WKL	
MO-THO	2012/13-4	Wet	3/8/2013 10:18:00 AM	3/22/2013 8:30:00 AM	Lead	Total	=	5.3	µg/L	EPA 200.8	0.035	0.2	WKL	
MO-THO	2012/13-4	Wet	3/8/2013 10:18:00 AM	3/27/2013 4:49:00 PM	Mercury	Dissolved	<	3.9	ng/L	EPA 245.1	3.9	50	WKL	
MO-THO	2012/13-4	Wet	3/8/2013 10:18:00 AM	4/3/2013 2:38:00 PM	Mercury	Total	=	74	ng/L	EPA 245.1	3.9	50	WKL	
MO-THO	2012/13-4	Wet	3/8/2013 10:18:00 AM	3/22/2013 8:22:00 AM	Nickel	Dissolved	=	1.7	µg/L	EPA 200.8	0.13	0.8	WKL	
MO-THO	2012/13-4	Wet	3/8/2013 10:18:00 AM	3/22/2013 8:30:00 AM	Nickel	Total	=	14	µg/L	EPA 200.8	0.13	0.8	WKL	
MO-THO	2012/13-4	Wet	3/8/2013 10:18:00 AM	3/22/2013 8:22:00 AM	Selenium	Dissolved	=	0.99	µg/L	EPA 200.8	0.28	0.4	WKL	
MO-THO	2012/13-4	Wet	3/8/2013 10:18:00 AM	3/22/2013 8:30:00 AM	Selenium	Total	=	1.7	µg/L	EPA 200.8	0.28	0.4	WKL	
MO-THO	2012/13-4	Wet	3/8/2013 10:18:00 AM	3/22/2013 8:22:00 AM	Silver	Dissolved	<	0.027	µg/L	EPA 200.8	0.027	0.2	WKL	
MO-THO	2012/13-4	Wet	3/8/2013 10:18:00 AM	3/22/2013 8:30:00 AM	Silver	Total	DNQ	0.06	µg/L	EPA 200.8	0.027	0.2	WKL	
MO-THO	2012/13-4	Wet	3/8/2013 10:18:00 AM	3/22/2013 8:22:00 AM	Thallium	Dissolved	<	0.009	µg/L	EPA 200.8	0.009	0.2	WKL	
MO-THO	2012/13-4	Wet	3/8/2013 10:18:00 AM	3/22/2013 8:30:00 AM	Thallium	Total	DNQ	0.06	µg/L	EPA 200.8	0.034	0.2	WKL	
MO-THO	2012/13-4	Wet	3/8/2013 10:18:00 AM	3/22/2013 8:22:00 AM	Zinc	Dissolved	=	5.4	µg/L	EPA 200.8	1.1	5	WKL	
MO-THO	2012/13-4	Wet	3/8/2013 10:18:00 AM	3/22/2013 8:30:00 AM	Zinc	Total	=	87	µg/L	EPA 200.8	1.1	5	WKL	
MO-THO	2012/13-4	Wet	3/8/2013 10:18:00 AM	3/26/2013 2:02:00 PM	Ammonia as N	n/a	=	0.21	mg/L	EPA 350.1	0.048	0.1	WKL	
MO-THO	2012/13-4	Wet	3/8/2013 10:18:00 AM	3/11/2013 5:37:00 PM	Nitrate + Nitrite as N	n/a	=	0.52	mg/L	EPA 353.2	0.01	0.1	WKL	
MO-THO	2012/13-4	Wet	3/8/2013 10:18:00 AM	4/4/2013 7:52:00 PM	Phosphorus as P	Dissolved	=	0.12	mg/L	EPA 365.1	0.0014	0.01	WKL	
MO-THO	2012/13-4	Wet	3/8/2013 10:18:00 AM	4/4/2013 8:08:00 PM	Phosphorus as P	Total	=	0.6	mg/L	EPA 365.1	0.007	0.05	WKL	D
MO-THO	2012/13-4	Wet	3/8/2013 10:18:00 AM	3/21/2013 1:24:00 PM	TKN	n/a	=	2.8	mg/L	EPA 351.2	0.074	0.1	WKL	
MO-THO	2012/13-4	Wet	3/8/2013 10:18:00 AM	3/19/2013 4:16:00 AM	1,2,4-Trichlorobenzene	n/a	<	5.5	µg/L	EPA 625	5.5	10	WKL	D
MO-THO	2012/13-4	Wet	3/8/2013 10:18:00 AM	3/19/2013 4:16:00 AM	1,2-Dichlorobenzene	n/a	<	5.7	µg/L	EPA 625	5.7	10	WKL	D

Appendix G
Laboratory Environmental Analysis Results

Site ID	Event	Event Type	Sample Date	Analysis Date	Constituent	Fraction	Sign	Result	Units	Method	MDL	Reporting Limit	Analyzing Laboratory	Qualifier
MO-THO	2012/13-4	Wet	3/8/2013 10:18:00 AM	3/19/2013 4:16:00 AM	1,2-Diphenylhydrazine	n/a	<	2.5	µg/L	EPA 625	2.5	10	WKL	D
MO-THO	2012/13-4	Wet	3/8/2013 10:18:00 AM	3/19/2013 4:16:00 AM	1,3-Dichlorobenzene	n/a	<	5.3	µg/L	EPA 625	5.3	10	WKL	D
MO-THO	2012/13-4	Wet	3/8/2013 10:18:00 AM	3/19/2013 4:16:00 AM	1,4-Dichlorobenzene	n/a	<	5.5	µg/L	EPA 625	5.5	10	WKL	D
MO-THO	2012/13-4	Wet	3/8/2013 10:18:00 AM	4/10/2013 5:10:00 PM	1-Methylnaphthalene	n/a	<	0.1	µg/L	EPA 8270Cm	0.1	0.1	WKL	
MO-THO	2012/13-4	Wet	3/8/2013 10:18:00 AM	4/11/2013 7:09:00 AM	2,4,5-Trichlorophenol	n/a	<	0.29	µg/L	EPA 8270Cm	0.29	1	WKL	
MO-THO	2012/13-4	Wet	3/8/2013 10:18:00 AM	4/11/2013 7:09:00 AM	2,4,6-Trichlorophenol	n/a	DNQ	0.35	µg/L	EPA 8270Cm	0.3	1	WKL	
MO-THO	2012/13-4	Wet	3/8/2013 10:18:00 AM	4/11/2013 7:09:00 AM	2,4-Dichlorophenol	n/a	<	0.51	µg/L	EPA 8270Cm	0.51	1	WKL	
MO-THO	2012/13-4	Wet	3/8/2013 10:18:00 AM	4/11/2013 7:09:00 AM	2,4-Dimethylphenol	n/a	<	1	µg/L	EPA 8270Cm	1	2	WKL	
MO-THO	2012/13-4	Wet	3/8/2013 10:18:00 AM	4/11/2013 7:09:00 AM	2,4-Dinitrophenol	n/a	<	1	µg/L	EPA 8270Cm	1	2	WKL	
MO-THO	2012/13-4	Wet	3/8/2013 10:18:00 AM	3/19/2013 4:16:00 AM	2,4-Dinitrotoluene	n/a	<	1.8	µg/L	EPA 625	1.8	10	WKL	D
MO-THO	2012/13-4	Wet	3/8/2013 10:18:00 AM	3/19/2013 4:16:00 AM	2,6-Dinitrotoluene	n/a	<	2.7	µg/L	EPA 625	2.7	10	WKL	D
MO-THO	2012/13-4	Wet	3/8/2013 10:18:00 AM	3/19/2013 4:16:00 AM	2-Chloronaphthalene	n/a	<	4.5	µg/L	EPA 625	4.5	10	WKL	D
MO-THO	2012/13-4	Wet	3/8/2013 10:18:00 AM	4/11/2013 7:09:00 AM	2-Chlorophenol	n/a	<	0.65	µg/L	EPA 8270Cm	0.65	1	WKL	
MO-THO	2012/13-4	Wet	3/8/2013 10:18:00 AM	4/10/2013 5:10:00 PM	2-Methylnaphthalene	n/a	<	0.1	µg/L	EPA 8270Cm	0.1	0.1	WKL	
MO-THO	2012/13-4	Wet	3/8/2013 10:18:00 AM	4/11/2013 7:09:00 AM	2-Methylphenol	n/a	<	0.34	µg/L	EPA 8270Cm	0.34	1	WKL	
MO-THO	2012/13-4	Wet	3/8/2013 10:18:00 AM	4/11/2013 7:09:00 AM	2-Nitrophenol	n/a	<	0.71	µg/L	EPA 8270Cm	0.71	1	WKL	
MO-THO	2012/13-4	Wet	3/8/2013 10:18:00 AM	3/19/2013 4:16:00 AM	3,3'-Dichlorobenzidine	n/a	<	12	µg/L	EPA 625	12	50	WKL	D
MO-THO	2012/13-4	Wet	3/8/2013 10:18:00 AM	4/11/2013 7:09:00 AM	3-/4-Methylphenol	n/a	<	0.3	µg/L	EPA 8270Cm	0.3	1	WKL	
MO-THO	2012/13-4	Wet	3/8/2013 10:18:00 AM	4/11/2013 7:09:00 AM	4,6-Dinitro-2-methylphenol	n/a	<	0.14	µg/L	EPA 8270Cm	0.14	1	WKL	
MO-THO	2012/13-4	Wet	3/8/2013 10:18:00 AM	3/19/2013 4:16:00 AM	4-Bromophenyl phenyl ether	n/a	<	3.6	µg/L	EPA 625	3.6	10	WKL	D
MO-THO	2012/13-4	Wet	3/8/2013 10:18:00 AM	4/11/2013 7:09:00 AM	4-Chloro-3-methylphenol	n/a	<	0.37	µg/L	EPA 8270Cm	0.37	1	WKL	
MO-THO	2012/13-4	Wet	3/8/2013 10:18:00 AM	3/19/2013 4:16:00 AM	4-Chlorophenyl phenyl ether	n/a	<	4.1	µg/L	EPA 625	4.1	10	WKL	D
MO-THO	2012/13-4	Wet	3/8/2013 10:18:00 AM	4/11/2013 7:09:00 AM	4-Nitrophenol	n/a	<	1	µg/L	EPA 8270Cm	1	2	WKL	
MO-THO	2012/13-4	Wet	3/8/2013 10:18:00 AM	4/10/2013 5:10:00 PM	Acenaphthene	n/a	<	0.1	µg/L	EPA 8270Cm	0.1	0.1	WKL	
MO-THO	2012/13-4	Wet	3/8/2013 10:18:00 AM	4/10/2013 5:10:00 PM	Acenaphthylene	n/a	<	0.1	µg/L	EPA 8270Cm	0.1	0.1	WKL	
MO-THO	2012/13-4	Wet	3/8/2013 10:18:00 AM	4/10/2013 5:10:00 PM	Anthracene	n/a	<	0.1	µg/L	EPA 8270Cm	0.1	0.1	WKL	
MO-THO	2012/13-4	Wet	3/8/2013 10:18:00 AM	4/10/2013 5:10:00 PM	Benz(a)anthracene	n/a	<	0.1	µg/L	EPA 8270Cm	0.1	0.1	WKL	
MO-THO	2012/13-4	Wet	3/8/2013 10:18:00 AM	3/19/2013 4:16:00 AM	Benzidine	n/a	<	37	µg/L	EPA 625	37	100	WKL	D
MO-THO	2012/13-4	Wet	3/8/2013 10:18:00 AM	4/6/2013 12:32:00 AM	Benzo(a)pyrene	n/a	<	0.07	µg/L	EPA 525.2	0.07	0.1	WKL	
MO-THO	2012/13-4	Wet	3/8/2013 10:18:00 AM	4/10/2013 5:10:00 PM	Benzo(b)fluoranthene	n/a	<	0.1	µg/L	EPA 8270Cm	0.1	0.1	WKL	
MO-THO	2012/13-4	Wet	3/8/2013 10:18:00 AM	4/10/2013 5:10:00 PM	Benzo(g,h,i)perylene	n/a	<	0.1	µg/L	EPA 8270Cm	0.1	0.1	WKL	
MO-THO	2012/13-4	Wet	3/8/2013 10:18:00 AM	4/10/2013 5:10:00 PM	Benzo(k)fluoranthene	n/a	<	0.1	µg/L	EPA 8270Cm	0.1	0.1	WKL	
MO-THO	2012/13-4	Wet	3/8/2013 10:18:00 AM	3/19/2013 4:16:00 AM	Bis(2-chloroethoxy)methane	n/a	<	2.5	µg/L	EPA 625	2.5	10	WKL	D
MO-THO	2012/13-4	Wet	3/8/2013 10:18:00 AM	3/19/2013 4:16:00 AM	Bis(2-chloroethyl)ether	n/a	<	2.7	µg/L	EPA 625	2.7	10	WKL	D
MO-THO	2012/13-4	Wet	3/8/2013 10:18:00 AM	3/19/2013 4:16:00 AM	Bis(2-chloroisopropyl)ether	n/a	<	3.8	µg/L	EPA 625	3.8	10	WKL	D
MO-THO	2012/13-4	Wet	3/8/2013 10:18:00 AM	4/6/2013 12:32:00 AM	Bis(2-ethylhexyl)adipate	n/a	<	0.1	µg/L	EPA 525.2	0.1	5	WKL	
MO-THO	2012/13-4	Wet	3/8/2013 10:18:00 AM	4/6/2013 12:32:00 AM	Bis(2-ethylhexyl)phthalate	n/a	<	1.1	µg/L	EPA 525.2	1.1	3	WKL	
MO-THO	2012/13-4	Wet	3/8/2013 10:18:00 AM	3/19/2013 4:16:00 AM	Butyl benzyl phthalate	n/a	<	1.8	µg/L	EPA 625	1.8	10	WKL	D
MO-THO	2012/13-4	Wet	3/8/2013 10:18:00 AM	4/10/2013 5:10:00 PM	Chrysene	n/a	<	0.1	µg/L	EPA 8270Cm	0.1	0.1	WKL	
MO-THO	2012/13-4	Wet	3/8/2013 10:18:00 AM	4/10/2013 5:10:00 PM	Dibenz(a,h)anthracene	n/a	<	0.1	µg/L	EPA 8270Cm	0.1	0.1	WKL	
MO-THO	2012/13-4	Wet	3/8/2013 10:18:00 AM	3/19/2013 4:16:00 AM	Diethyl phthalate	n/a	<	1.5	µg/L	EPA 625	1.5	10	WKL	D
MO-THO	2012/13-4	Wet	3/8/2013 10:18:00 AM	3/19/2013 4:16:00 AM	Dimethyl phthalate	n/a	DNQ	7.8	µg/L	EPA 625	1.8	10	WKL	D
MO-THO	2012/13-4	Wet	3/8/2013 10:18:00 AM	3/19/2013 4:16:00 AM	Di-n-butylphthalate	n/a	<	2.4	µg/L	EPA 625	2.4	10	WKL	D
MO-THO	2012/13-4	Wet	3/8/2013 10:18:00 AM	3/19/2013 4:16:00 AM	Di-n-octylphthalate	n/a	<	1.9	µg/L	EPA 625	1.9	10	WKL	D
MO-THO	2012/13-4	Wet	3/8/2013 10:18:00 AM	4/10/2013 5:10:00 PM	Fluoranthene	n/a	<	0.1	µg/L	EPA 8270Cm	0.1	0.1	WKL	
MO-THO	2012/13-4	Wet	3/8/2013 10:18:00 AM	4/10/2013 5:10:00 PM	Fluorene	n/a	<	0.1	µg/L	EPA 8270Cm	0.1	0.1	WKL	
MO-THO	2012/13-4	Wet	3/8/2013 10:18:00 AM	3/19/2013 4:16:00 AM	Hexachlorobenzene	n/a	<	4.9	µg/L	EPA 625	4.9	10	WKL	D
MO-THO	2012/13-4	Wet	3/8/2013 10:18:00 AM	3/19/2013 4:16:00 AM	Hexachlorobutadiene	n/a	<	4.7	µg/L	EPA 625	4.7	10	WKL	D

Appendix G
Laboratory Environmental Analysis Results

Site ID	Event	Event Type	Sample Date	Analysis Date	Constituent	Fraction	Sign	Result	Units	Method	MDL	Reporting Limit	Analyzing Laboratory	Qualifier
MO-THO	2012/13-4	Wet	3/8/2013 10:18:00 AM	3/19/2013 4:16:00 AM	Hexachlorocyclopentadiene	n/a	<	15	µg/L	EPA 625	15	50	WKL	D
MO-THO	2012/13-4	Wet	3/8/2013 10:18:00 AM	3/19/2013 4:16:00 AM	Hexachloroethane	n/a	<	5.2	µg/L	EPA 625	5.2	10	WKL	D
MO-THO	2012/13-4	Wet	3/8/2013 10:18:00 AM	4/10/2013 5:10:00 PM	Indeno(1,2,3-cd)pyrene	n/a	<	0.1	µg/L	EPA 8270Cm	0.1	0.1	WKL	
MO-THO	2012/13-4	Wet	3/8/2013 10:18:00 AM	3/19/2013 4:16:00 AM	Isophorone	n/a	<	2.1	µg/L	EPA 625	2.1	10	WKL	D
MO-THO	2012/13-4	Wet	3/8/2013 10:18:00 AM	4/10/2013 5:10:00 PM	Naphthalene	n/a	<	0.1	µg/L	EPA 8270Cm	0.1	0.1	WKL	
MO-THO	2012/13-4	Wet	3/8/2013 10:18:00 AM	3/19/2013 4:16:00 AM	Nitrobenzene	n/a	<	3.6	µg/L	EPA 625	3.6	10	WKL	D
MO-THO	2012/13-4	Wet	3/8/2013 10:18:00 AM	3/19/2013 4:16:00 AM	N-Nitrosodimethylamine	n/a	<	1.4	µg/L	EPA 625	1.4	10	WKL	D
MO-THO	2012/13-4	Wet	3/8/2013 10:18:00 AM	3/19/2013 4:16:00 AM	N-Nitrosodi-N-propylamine	n/a	<	2.6	µg/L	EPA 625	2.6	10	WKL	D
MO-THO	2012/13-4	Wet	3/8/2013 10:18:00 AM	3/19/2013 4:16:00 AM	N-Nitrosodiphenylamine	n/a	<	1.9	µg/L	EPA 625	1.9	10	WKL	D
MO-THO	2012/13-4	Wet	3/8/2013 10:18:00 AM	4/10/2013 5:10:00 PM	Phenanthrene	n/a	<	0.1	µg/L	EPA 8270Cm	0.1	0.1	WKL	
MO-THO	2012/13-4	Wet	3/8/2013 10:18:00 AM	4/11/2013 7:09:00 AM	Phenol	n/a	<	0.35	µg/L	EPA 8270Cm	0.35	1	WKL	
MO-THO	2012/13-4	Wet	3/8/2013 10:18:00 AM	4/10/2013 5:10:00 PM	Pyrene	n/a	=	0.1	µg/L	EPA 8270Cm	0.1	0.1	WKL	
MO-THO	2012/13-4	Wet	3/8/2013 10:18:00 AM	3/24/2013 12:19:00 PM	PCB Aroclor 1016	n/a	<	0.05	µg/L	EPA 608	0.05	0.5	WKL	
MO-THO	2012/13-4	Wet	3/8/2013 10:18:00 AM	3/24/2013 12:19:00 PM	PCB Aroclor 1221	n/a	<	0.06	µg/L	EPA 608	0.06	0.5	WKL	
MO-THO	2012/13-4	Wet	3/8/2013 10:18:00 AM	3/24/2013 12:19:00 PM	PCB Aroclor 1232	n/a	<	0.15	µg/L	EPA 608	0.15	0.5	WKL	
MO-THO	2012/13-4	Wet	3/8/2013 10:18:00 AM	3/24/2013 12:19:00 PM	PCB Aroclor 1242	n/a	<	0.07	µg/L	EPA 608	0.07	0.5	WKL	
MO-THO	2012/13-4	Wet	3/8/2013 10:18:00 AM	3/24/2013 12:19:00 PM	PCB Aroclor 1248	n/a	<	0.06	µg/L	EPA 608	0.06	0.5	WKL	
MO-THO	2012/13-4	Wet	3/8/2013 10:18:00 AM	3/24/2013 12:19:00 PM	PCB Aroclor 1254	n/a	<	0.04	µg/L	EPA 608	0.04	0.5	WKL	
MO-THO	2012/13-4	Wet	3/8/2013 10:18:00 AM	3/24/2013 12:19:00 PM	PCB Aroclor 1260	n/a	<	0.04	µg/L	EPA 608	0.04	0.5	WKL	
MO-THO	2012/13-4	Wet	3/8/2013 10:18:00 AM	3/22/2013 12:53:00 AM	2,4,5-T	n/a	<	0.07	µg/L	EPA 515.3	0.07	0.2	WKL	
MO-THO	2012/13-4	Wet	3/8/2013 10:18:00 AM	3/22/2013 12:53:00 AM	2,4,5-TP	n/a	<	0.09	µg/L	EPA 515.3	0.09	0.2	WKL	
MO-THO	2012/13-4	Wet	3/8/2013 10:18:00 AM	3/22/2013 12:53:00 AM	2,4-D	n/a	<	0.07	µg/L	EPA 515.3	0.07	0.4	WKL	
MO-THO	2012/13-4	Wet	3/8/2013 10:18:00 AM	3/22/2013 12:53:00 AM	2,4-DB	n/a	<	0.07	µg/L	EPA 515.3	0.07	2	WKL	
MO-THO	2012/13-4	Wet	3/8/2013 10:18:00 AM	3/22/2013 12:53:00 AM	3,5-Dichlorobenzoic acid	n/a	<	0.09	µg/L	EPA 515.3	0.09	1	WKL	
MO-THO	2012/13-4	Wet	3/8/2013 10:18:00 AM	3/24/2013 12:19:00 PM	4,4'-DDD	n/a	<	0.003	µg/L	EPA 608	0.003	0.05	WKL	
MO-THO	2012/13-4	Wet	3/8/2013 10:18:00 AM	3/24/2013 12:19:00 PM	4,4'-DDE	n/a	<	0.0025	µg/L	EPA 608	0.0025	0.05	WKL	
MO-THO	2012/13-4	Wet	3/8/2013 10:18:00 AM	3/24/2013 12:19:00 PM	4,4'-DDT	n/a	<	0.0031	µg/L	EPA 608	0.0031	0.01	WKL	
MO-THO	2012/13-4	Wet	3/8/2013 10:18:00 AM	3/22/2013 12:53:00 AM	Acifluorfen	n/a	<	0.06	µg/L	EPA 515.3	0.06	0.4	WKL	
MO-THO	2012/13-4	Wet	3/8/2013 10:18:00 AM	4/6/2013 12:32:00 AM	Alachlor	n/a	<	0.022	µg/L	EPA 525.2	0.022	0.1	WKL	
MO-THO	2012/13-4	Wet	3/8/2013 10:18:00 AM	3/24/2013 12:19:00 PM	Aldrin	n/a	<	0.0015	µg/L	EPA 608	0.0015	0.005	WKL	
MO-THO	2012/13-4	Wet	3/8/2013 10:18:00 AM	3/24/2013 12:19:00 PM	alpha-BHC	n/a	<	0.0018	µg/L	EPA 608	0.0018	0.01	WKL	
MO-THO	2012/13-4	Wet	3/8/2013 10:18:00 AM	3/24/2013 12:19:00 PM	alpha-Chlordane	n/a	<	0.0041	µg/L	EPA 608	0.0041	0.01	WKL	
MO-THO	2012/13-4	Wet	3/8/2013 10:18:00 AM	4/6/2013 12:32:00 AM	Atrazine	n/a	<	0.034	µg/L	EPA 525.2	0.034	0.1	WKL	
MO-THO	2012/13-4	Wet	3/8/2013 10:18:00 AM	3/22/2013 11:30:00 PM	Azinphos methyl	n/a	<	0.0055	µg/L	EPA 525.2	0.0055	0.01	WKL	LB-LCSR
MO-THO	2012/13-4	Wet	3/8/2013 10:18:00 AM	3/22/2013 12:53:00 AM	Bentazon	n/a	<	0.11	µg/L	EPA 515.3	0.11	2	WKL	
MO-THO	2012/13-4	Wet	3/8/2013 10:18:00 AM	3/24/2013 12:19:00 PM	beta-BHC	n/a	<	0.0031	µg/L	EPA 608	0.0031	0.005	WKL	
MO-THO	2012/13-4	Wet	3/8/2013 10:18:00 AM	3/22/2013 11:30:00 PM	Bolstar	n/a	<	0.0046	µg/L	EPA 525.2	0.0046	0.01	WKL	
MO-THO	2012/13-4	Wet	3/8/2013 10:18:00 AM	4/6/2013 12:32:00 AM	Bromacil	n/a	<	0.038	µg/L	EPA 525.2	0.038	1	WKL	
MO-THO	2012/13-4	Wet	3/8/2013 10:18:00 AM	4/6/2013 12:32:00 AM	Butachlor	n/a	<	0.017	µg/L	EPA 525.2	0.017	0.2	WKL	
MO-THO	2012/13-4	Wet	3/8/2013 10:18:00 AM	4/6/2013 12:32:00 AM	Captan	n/a	<	0.86	µg/L	EPA 525.2	0.86	1	WKL	
MO-THO	2012/13-4	Wet	3/8/2013 10:18:00 AM	3/24/2013 12:19:00 PM	Chlordane (technical)	n/a	<	0.08	µg/L	EPA 608	0.08	0.1	WKL	
MO-THO	2012/13-4	Wet	3/8/2013 10:18:00 AM	4/6/2013 12:32:00 AM	Chloropropham	n/a	<	0.01	µg/L	EPA 525.2	0.01	0.1	WKL	
MO-THO	2012/13-4	Wet	3/8/2013 10:18:00 AM	3/22/2013 11:30:00 PM	Chlorpyrifos	n/a	<	0.0069	µg/L	EPA 525.2	0.0069	0.01	WKL	
MO-THO	2012/13-4	Wet	3/8/2013 10:18:00 AM	3/22/2013 11:30:00 PM	Coumaphos	n/a	<	0.0051	µg/L	EPA 525.2	0.0051	0.01	WKL	
MO-THO	2012/13-4	Wet	3/8/2013 10:18:00 AM	4/6/2013 12:32:00 AM	Cyanazine	n/a	<	0.024	µg/L	EPA 525.2	0.024	0.1	WKL	
MO-THO	2012/13-4	Wet	3/8/2013 10:18:00 AM	3/22/2013 12:53:00 AM	Dalapon	n/a	<	0.1	µg/L	EPA 515.3	0.1	0.4	WKL	
MO-THO	2012/13-4	Wet	3/8/2013 10:18:00 AM	3/22/2013 12:53:00 AM	DCPA (Dacthal)	n/a	<	0.07	µg/L	EPA 515.3	0.07	0.1	WKL	
MO-THO	2012/13-4	Wet	3/8/2013 10:18:00 AM	3/24/2013 12:19:00 PM	delta-BHC	n/a	<	0.0025	µg/L	EPA 608	0.0025	0.005	WKL	

Appendix G
Laboratory Environmental Analysis Results

Site ID	Event	Event Type	Sample Date	Analysis Date	Constituent	Fraction	Sign	Result	Units	Method	MDL	Reporting Limit	Analyzing Laboratory	Qualifier
MO-THO	2012/13-4	Wet	3/8/2013 10:18:00 AM	3/22/2013 11:30:00 PM	Demeton-O	n/a	<	0.01	µg/L	EPA 525.2	0.01	0.01	WKL	
MO-THO	2012/13-4	Wet	3/8/2013 10:18:00 AM	3/22/2013 11:30:00 PM	Demeton-S	n/a	<	0.01	µg/L	EPA 525.2	0.01	0.01	WKL	
MO-THO	2012/13-4	Wet	3/8/2013 10:18:00 AM	3/22/2013 11:30:00 PM	Diazinon	n/a	<	0.0052	µg/L	EPA 525.2	0.0052	0.01	WKL	
MO-THO	2012/13-4	Wet	3/8/2013 10:18:00 AM	3/22/2013 12:53:00 AM	Dicamba	n/a	<	0.12	µg/L	EPA 515.3	0.12	0.6	WKL	
MO-THO	2012/13-4	Wet	3/8/2013 10:18:00 AM	3/22/2013 12:53:00 AM	Dichlorprop	n/a	<	0.08	µg/L	EPA 515.3	0.08	0.3	WKL	
MO-THO	2012/13-4	Wet	3/8/2013 10:18:00 AM	3/22/2013 11:30:00 PM	Dichlorvos	n/a	<	0.0029	µg/L	EPA 525.2	0.0029	0.01	WKL	
MO-THO	2012/13-4	Wet	3/8/2013 10:18:00 AM	3/24/2013 12:19:00 PM	Dieldrin	n/a	<	0.0021	µg/L	EPA 608	0.0021	0.01	WKL	
MO-THO	2012/13-4	Wet	3/8/2013 10:18:00 AM	3/22/2013 11:30:00 PM	Dimethoate	n/a	<	0.0062	µg/L	EPA 525.2	0.0062	0.01	WKL	
MO-THO	2012/13-4	Wet	3/8/2013 10:18:00 AM	3/22/2013 12:53:00 AM	Dinoseb	n/a	<	0.14	µg/L	EPA 515.3	0.14	0.4	WKL	
MO-THO	2012/13-4	Wet	3/8/2013 10:18:00 AM	4/6/2013 12:32:00 AM	Diphenamid	n/a	<	0.024	µg/L	EPA 525.2	0.024	0.1	WKL	
MO-THO	2012/13-4	Wet	3/8/2013 10:18:00 AM	3/22/2013 11:30:00 PM	Disulfoton	n/a	<	0.01	µg/L	EPA 525.2	0.01	0.01	WKL	
MO-THO	2012/13-4	Wet	3/8/2013 10:18:00 AM	3/24/2013 12:19:00 PM	Endosulfan I	n/a	<	0.0017	µg/L	EPA 608	0.0017	0.02	WKL	
MO-THO	2012/13-4	Wet	3/8/2013 10:18:00 AM	3/24/2013 12:19:00 PM	Endosulfan II	n/a	<	0.0019	µg/L	EPA 608	0.0019	0.01	WKL	
MO-THO	2012/13-4	Wet	3/8/2013 10:18:00 AM	3/24/2013 12:19:00 PM	Endosulfan sulfate	n/a	<	0.008	µg/L	EPA 608	0.008	0.05	WKL	
MO-THO	2012/13-4	Wet	3/8/2013 10:18:00 AM	3/24/2013 12:19:00 PM	Endrin	n/a	<	0.0028	µg/L	EPA 608	0.0028	0.01	WKL	
MO-THO	2012/13-4	Wet	3/8/2013 10:18:00 AM	3/24/2013 12:19:00 PM	Endrin aldehyde	n/a	<	0.003	µg/L	EPA 608	0.003	0.01	WKL	
MO-THO	2012/13-4	Wet	3/8/2013 10:18:00 AM	4/6/2013 12:32:00 AM	EPTC	n/a	<	0.017	µg/L	EPA 525.2	0.017	1	WKL	
MO-THO	2012/13-4	Wet	3/8/2013 10:18:00 AM	3/22/2013 11:30:00 PM	Ethoprop	n/a	<	0.0067	µg/L	EPA 525.2	0.0067	0.01	WKL	
MO-THO	2012/13-4	Wet	3/8/2013 10:18:00 AM	3/22/2013 11:30:00 PM	Ethyl parathion	n/a	<	0.0054	µg/L	EPA 525.2	0.0054	0.01	WKL	
MO-THO	2012/13-4	Wet	3/8/2013 10:18:00 AM	3/22/2013 11:30:00 PM	Fensulfothion	n/a	<	0.0029	µg/L	EPA 525.2	0.0029	0.01	WKL	
MO-THO	2012/13-4	Wet	3/8/2013 10:18:00 AM	3/22/2013 11:30:00 PM	Fenthion	n/a	<	0.0038	µg/L	EPA 525.2	0.0038	0.01	WKL	
MO-THO	2012/13-4	Wet	3/8/2013 10:18:00 AM	3/24/2013 12:19:00 PM	gamma-BHC (Lindane)	n/a	<	0.0021	µg/L	EPA 608	0.0021	0.02	WKL	
MO-THO	2012/13-4	Wet	3/8/2013 10:18:00 AM	3/24/2013 12:19:00 PM	gamma-Chlordane	n/a	<	0.0044	µg/L	EPA 608	0.0044	0.01	WKL	
MO-THO	2012/13-4	Wet	3/8/2013 10:18:00 AM	3/12/2013 4:53:00 PM	Glyphosate	n/a	=	8	µg/L	EPA 547	1.8	5	WKL	
MO-THO	2012/13-4	Wet	3/8/2013 10:18:00 AM	3/24/2013 12:19:00 PM	Heptachlor	n/a	<	0.0017	µg/L	EPA 608	0.0017	0.01	WKL	
MO-THO	2012/13-4	Wet	3/8/2013 10:18:00 AM	3/24/2013 12:19:00 PM	Heptachlor epoxide	n/a	<	0.0019	µg/L	EPA 608	0.0019	0.01	WKL	
MO-THO	2012/13-4	Wet	3/8/2013 10:18:00 AM	3/22/2013 11:30:00 PM	Malathion	n/a	<	0.0076	µg/L	EPA 525.2	0.0076	0.01	WKL	
MO-THO	2012/13-4	Wet	3/8/2013 10:18:00 AM	3/22/2013 11:30:00 PM	Merphos	n/a	<	0.0058	µg/L	EPA 525.2	0.0058	0.01	WKL	
MO-THO	2012/13-4	Wet	3/8/2013 10:18:00 AM	3/24/2013 12:19:00 PM	Methoxychlor	n/a	<	0.0054	µg/L	EPA 608	0.0054	0.02	WKL	
MO-THO	2012/13-4	Wet	3/8/2013 10:18:00 AM	3/22/2013 11:30:00 PM	Methyl parathion	n/a	<	0.0063	µg/L	EPA 525.2	0.0063	0.01	WKL	
MO-THO	2012/13-4	Wet	3/8/2013 10:18:00 AM	4/6/2013 12:32:00 AM	Metolachlor	n/a	<	0.012	µg/L	EPA 525.2	0.012	0.1	WKL	
MO-THO	2012/13-4	Wet	3/8/2013 10:18:00 AM	4/6/2013 12:32:00 AM	Metribuzin	n/a	<	0.015	µg/L	EPA 525.2	0.015	0.1	WKL	
MO-THO	2012/13-4	Wet	3/8/2013 10:18:00 AM	3/22/2013 11:30:00 PM	Mevinphos	n/a	<	0.0042	µg/L	EPA 525.2	0.0042	0.01	WKL	
MO-THO	2012/13-4	Wet	3/8/2013 10:18:00 AM	4/6/2013 12:32:00 AM	Molinate	n/a	<	0.039	µg/L	EPA 525.2	0.039	0.1	WKL	
MO-THO	2012/13-4	Wet	3/8/2013 10:18:00 AM	3/22/2013 11:30:00 PM	Naled	n/a	<	0.0076	µg/L	EPA 525.2	0.0076	0.01	WKL	
MO-THO	2012/13-4	Wet	3/8/2013 10:18:00 AM	3/22/2013 12:53:00 AM	Pentachlorophenol	n/a	<	0.04	µg/L	EPA 515.3	0.04	0.2	WKL	
MO-THO	2012/13-4	Wet	3/8/2013 10:18:00 AM	3/22/2013 11:30:00 PM	Phorate	n/a	<	0.003	µg/L	EPA 525.2	0.003	0.01	WKL	
MO-THO	2012/13-4	Wet	3/8/2013 10:18:00 AM	3/22/2013 12:53:00 AM	Picloram	n/a	<	0.05	µg/L	EPA 515.3	0.05	0.6	WKL	
MO-THO	2012/13-4	Wet	3/8/2013 10:18:00 AM	4/6/2013 12:32:00 AM	Prometon	n/a	<	0.024	µg/L	EPA 525.2	0.024	0.2	WKL	
MO-THO	2012/13-4	Wet	3/8/2013 10:18:00 AM	4/6/2013 12:32:00 AM	Prometryn	n/a	<	0.036	µg/L	EPA 525.2	0.036	0.1	WKL	
MO-THO	2012/13-4	Wet	3/8/2013 10:18:00 AM	3/22/2013 11:30:00 PM	Ronnel (Fenchlorphos)	n/a	<	0.0041	µg/L	EPA 525.2	0.0041	0.01	WKL	
MO-THO	2012/13-4	Wet	3/8/2013 10:18:00 AM	4/6/2013 12:32:00 AM	Simazine	n/a	<	0.015	µg/L	EPA 525.2	0.015	0.1	WKL	
MO-THO	2012/13-4	Wet	3/8/2013 10:18:00 AM	3/22/2013 11:30:00 PM	Stirophos (Tetrachlorvinphos)	n/a	<	0.0031	µg/L	EPA 525.2	0.0031	0.01	WKL	LB-LCSR
MO-THO	2012/13-4	Wet	3/8/2013 10:18:00 AM	4/6/2013 12:32:00 AM	Terbacil	n/a	<	0.55	µg/L	EPA 525.2	0.55	2	WKL	
MO-THO	2012/13-4	Wet	3/8/2013 10:18:00 AM	4/6/2013 12:32:00 AM	Thiobencarb	n/a	<	0.025	µg/L	EPA 525.2	0.025	0.2	WKL	
MO-THO	2012/13-4	Wet	3/8/2013 10:18:00 AM	3/22/2013 11:30:00 PM	Tokuthion	n/a	<	0.0078	µg/L	EPA 525.2	0.0078	0.01	WKL	
MO-THO	2012/13-4	Wet	3/8/2013 10:18:00 AM	3/24/2013 12:19:00 PM	Toxaphene	n/a	<	0.12	µg/L	EPA 608	0.12	0.5	WKL	
MO-THO	2012/13-4	Wet	3/8/2013 10:18:00 AM	3/22/2013 11:30:00 PM	Trichloronate	n/a	<	0.0067	µg/L	EPA 525.2	0.0067	0.01	WKL	

Appendix G
Laboratory Environmental Analysis Results

Site ID	Event	Event Type	Sample Date	Analysis Date	Constituent	Fraction	Sign	Result	Units	Method	MDL	Reporting Limit	Analyzing Laboratory	Qualifier
MO-THO	2012/13-4	Wet	3/8/2013 10:18:00 AM	4/6/2013 12:32:00 AM	Trithion	n/a	<	0.012	µg/L	EPA 525.2	0.012	0.1	WKL	
MO-THO	2012/13-5	Dry	5/23/2013 9:40:00 AM	6/4/2013 11:51:00 PM	Chloride	n/a	=	280	mg/L	EPA 300.0	1	5	WKL	D
MO-THO	2012/13-5	Dry	5/23/2013 9:40:00 AM	6/4/2013 11:51:00 PM	Fluoride	n/a	=	0.4	mg/L	EPA 300.0	0.02	0.1	WKL	
MO-THO	2012/13-5	Dry	5/23/2013 9:40:00 AM	6/4/2013 4:54:00 PM	Perchlorate	n/a	<	0.95	µg/L	EPA 314.0	0.95	2	WKL	
MO-THO	2012/13-5	Dry	5/23/2013 9:40:00 AM	5/24/2013 8:30:00 AM	E. Coli	n/a	=	246	MPN/100 mL	MMO-MUG	10	10	VCHCA	D
MO-THO	2012/13-5	Dry	5/23/2013 9:40:00 AM	5/27/2013 11:29:00 AM	Fecal Coliform	n/a	=	240	MPN/100 mL	SM 9221 E	2	2	VCHCA	
MO-THO	2012/13-5	Dry	5/23/2013 9:40:00 AM	5/24/2013 8:30:00 AM	Total Coliform	n/a	=	11199	MPN/100 mL	MMO-MUG	10	10	VCHCA	D
MO-THO	2012/13-5	Dry	5/23/2013 9:40:00 AM	6/19/2013 4:04:00 PM	Calcium	Total	=	110	mg/L	EPA 200.7	0.016	0.1	WKL	
MO-THO	2012/13-5	Dry	5/23/2013 9:40:00 AM	6/19/2013 4:04:00 PM	Magnesium	Total	=	99.7	mg/L	EPA 200.7	0.012	0.1	WKL	
MO-THO	2012/13-5	Dry	5/23/2013 9:40:00 AM	6/4/2013 1:05:00 PM	Alkalinity as CaCO3	n/a	=	350	mg/L	SM 2320 B	0.56	2	WKL	
MO-THO	2012/13-5	Dry	5/23/2013 9:40:00 AM	5/28/2013 5:35:00 PM	BOD	n/a	DNQ	1.1	mg/L	SM 5210 B	0.1	2	WKL	
MO-THO	2012/13-5	Dry	5/23/2013 9:40:00 AM	5/31/2013 2:44:00 PM	COD	n/a	=	10	mg/L	EPA 410.4	0.73	5	WKL	
MO-THO	2012/13-5	Dry	5/23/2013 9:40:00 AM	5/23/2013 9:40:00 AM	Conductivity	n/a	=	1638	µmhos/cm	Field Meter	-88	1	Field Crew	
MO-THO	2012/13-5	Dry	5/23/2013 9:40:00 AM	6/12/2013 11:25:00 AM	Cyanide	Total	<	0.0027	mg/L	EPA 335.4	0.0027	0.005	WKL	
MO-THO	2012/13-5	Dry	5/23/2013 9:40:00 AM	5/23/2013 9:40:00 AM	DO	n/a	=	91.9	%	Field Meter	-88	0.1	Field Crew	
MO-THO	2012/13-5	Dry	5/23/2013 9:40:00 AM	5/23/2013 9:40:00 AM	DO	n/a	=	8.79	mg/L	Field Meter	-88	0.3	Field Crew	
MO-THO	2012/13-5	Dry	5/23/2013 9:40:00 AM	6/19/2013 4:04:00 PM	Hardness as CaCO3	Total	=	685	mg/L	EPA 200.7	0.0894	0.662	WKL	
MO-THO	2012/13-5	Dry	5/23/2013 9:40:00 AM	5/24/2013 11:27:00 AM	MBAS	n/a	DNQ	0.042	mg/L	SM 5540 C	0.019	0.05	WKL	
MO-THO	2012/13-5	Dry	5/23/2013 9:40:00 AM	5/23/2013 9:40:00 AM	pH	n/a	=	8.23	pH Units	Field Meter	-88	0.01	Field Crew	
MO-THO	2012/13-5	Dry	5/23/2013 9:40:00 AM	6/10/2013 4:42:00 PM	Phenolics	n/a	DNQ	0.0076	mg/L	EPA 420.4	0.0042	0.01	WKL	
MO-THO	2012/13-5	Dry	5/23/2013 9:40:00 AM	5/23/2013 9:40:00 AM	Salinity	n/a	=	1000	mg/L	Field Meter	-88	100	Field Crew	
MO-THO	2012/13-5	Dry	5/23/2013 9:40:00 AM	5/23/2013 9:40:00 AM	Specific Conductance	n/a	=	1941	µmhos/cm	Field Meter	-88	1	Field Crew	
MO-THO	2012/13-5	Dry	5/23/2013 9:40:00 AM	5/29/2013 10:15:00 AM	Specific Conductance	n/a	=	2100	µmhos/cm	SM 2510 B	0.47	4	WKL	D
MO-THO	2012/13-5	Dry	5/23/2013 9:40:00 AM	5/23/2013 9:40:00 AM	Temperature	n/a	=	16.8	°C	Field Meter	-88	0.1	Field Crew	
MO-THO	2012/13-5	Dry	5/23/2013 9:40:00 AM	5/28/2013 6:05:00 PM	Total Dissolved Solids	n/a	=	1300	mg/L	SM 2540 C	4	10	WKL	
MO-THO	2012/13-5	Dry	5/23/2013 9:40:00 AM	6/5/2013 12:37:00 PM	Total Organic Carbon	n/a	=	2.7	mg/L	SM 5310 C	0.009	0.3	WKL	
MO-THO	2012/13-5	Dry	5/23/2013 9:40:00 AM	5/28/2013 1:25:00 PM	Total Suspended Solids	n/a	<	5	mg/L	SM 2540 D	5	5	WKL	
MO-THO	2012/13-5	Dry	5/23/2013 9:40:00 AM	5/24/2013 5:47:00 PM	Turbidity	n/a	=	1.4	NTU	EPA 180.1	0.024	0.1	WKL	
MO-THO	2012/13-5	Dry	5/23/2013 9:40:00 AM	5/28/2013 1:25:00 PM	Volatile Suspended Solids	n/a	<	3.1	mg/L	EPA 160.4	3.1	5	WKL	
MO-THO	2012/13-5	Dry	5/23/2013 9:40:00 AM	5/31/2013 6:36:00 PM	Oil and Grease	n/a	<	1.3	mg/L	EPA 1664A	1.3	5	WKL	
MO-THO	2012/13-5	Dry	5/23/2013 9:40:00 AM	5/31/2013 6:36:00 PM	TPH	n/a	<	1.9	mg/L	EPA 1664A	1.9	5	WKL	
MO-THO	2012/13-5	Dry	5/23/2013 9:40:00 AM	6/15/2013 4:17:00 AM	Aluminum	Dissolved	DNQ	2.4	µg/L	EPA 200.8	2.1	5	WKL	
MO-THO	2012/13-5	Dry	5/23/2013 9:40:00 AM	6/15/2013 4:25:00 AM	Aluminum	Total	=	57	µg/L	EPA 200.8	2.1	5	WKL	
MO-THO	2012/13-5	Dry	5/23/2013 9:40:00 AM	6/15/2013 4:17:00 AM	Antimony	Dissolved	DNQ	0.18	µg/L	EPA 200.8	0.034	0.5	WKL	
MO-THO	2012/13-5	Dry	5/23/2013 9:40:00 AM	6/15/2013 4:25:00 AM	Antimony	Total	DNQ	0.18	µg/L	EPA 200.8	0.034	0.5	WKL	
MO-THO	2012/13-5	Dry	5/23/2013 9:40:00 AM	6/15/2013 4:17:00 AM	Arsenic	Dissolved	=	2.4	µg/L	EPA 200.8	0.13	0.4	WKL	
MO-THO	2012/13-5	Dry	5/23/2013 9:40:00 AM	6/15/2013 4:25:00 AM	Arsenic	Total	=	2.5	µg/L	EPA 200.8	0.13	0.4	WKL	
MO-THO	2012/13-5	Dry	5/23/2013 9:40:00 AM	6/15/2013 4:17:00 AM	Beryllium	Dissolved	<	0.015	µg/L	EPA 200.8	0.015	0.1	WKL	
MO-THO	2012/13-5	Dry	5/23/2013 9:40:00 AM	6/15/2013 4:25:00 AM	Beryllium	Total	<	0.015	µg/L	EPA 200.8	0.015	0.1	WKL	
MO-THO	2012/13-5	Dry	5/23/2013 9:40:00 AM	6/15/2013 4:17:00 AM	Cadmium	Dissolved	DNQ	0.03	µg/L	EPA 200.8	0.017	0.1	WKL	
MO-THO	2012/13-5	Dry	5/23/2013 9:40:00 AM	6/15/2013 4:25:00 AM	Cadmium	Total	DNQ	0.04	µg/L	EPA 200.8	0.017	0.1	WKL	
MO-THO	2012/13-5	Dry	5/23/2013 9:40:00 AM	6/15/2013 4:17:00 AM	Chromium	Dissolved	=	0.2	µg/L	EPA 200.8	0.024	0.2	WKL	
MO-THO	2012/13-5	Dry	5/23/2013 9:40:00 AM	6/15/2013 4:25:00 AM	Chromium	Total	=	0.35	µg/L	EPA 200.8	0.024	0.2	WKL	
MO-THO	2012/13-5	Dry	5/23/2013 9:40:00 AM	5/29/2013	Chromium VI	n/a	DNQ	0.15	µg/L	EPA 218.6	0.0059	0.3	WKL	
MO-THO	2012/13-5	Dry	5/23/2013 9:40:00 AM	6/15/2013 4:17:00 AM	Copper	Dissolved	=	1.1	µg/L	EPA 200.8	0.036	0.5	WKL	
MO-THO	2012/13-5	Dry	5/23/2013 9:40:00 AM	6/15/2013 4:25:00 AM	Copper	Total	=	0.98	µg/L	EPA 200.8	0.036	0.5	WKL	
MO-THO	2012/13-5	Dry	5/23/2013 9:40:00 AM	6/19/2013 4:02:00 PM	Iron	Dissolved	<	1.1	µg/L	EPA 200.7	1.1	10	WKL	
MO-THO	2012/13-5	Dry	5/23/2013 9:40:00 AM	6/19/2013 4:04:00 PM	Iron	Total	=	75	µg/L	EPA 200.7	1.1	10	WKL	

Appendix G
Laboratory Environmental Analysis Results

Site ID	Event	Event Type	Sample Date	Analysis Date	Constituent	Fraction	Sign	Result	Units	Method	MDL	Reporting Limit	Analyzing Laboratory	Qualifier
MO-THO	2012/13-5	Dry	5/23/2013 9:40:00 AM	6/15/2013 4:17:00 AM	Lead	Dissolved	DNQ	0.05	µg/L	EPA 200.8	0.024	0.2	WKL	
MO-THO	2012/13-5	Dry	5/23/2013 9:40:00 AM	6/15/2013 4:25:00 AM	Lead	Total	DNQ	0.05	µg/L	EPA 200.8	0.024	0.2	WKL	
MO-THO	2012/13-5	Dry	5/23/2013 9:40:00 AM	6/6/2013 5:53:00 PM	Mercury	Dissolved	<	3.9	ng/L	EPA 245.1	3.9	50	WKL	
MO-THO	2012/13-5	Dry	5/23/2013 9:40:00 AM	6/6/2013 5:53:00 PM	Mercury	Total	<	3.9	ng/L	EPA 245.1	3.9	50	WKL	
MO-THO	2012/13-5	Dry	5/23/2013 9:40:00 AM	6/15/2013 4:17:00 AM	Nickel	Dissolved	=	1.3	µg/L	EPA 200.8	0.091	0.8	WKL	
MO-THO	2012/13-5	Dry	5/23/2013 9:40:00 AM	6/15/2013 4:25:00 AM	Nickel	Total	=	1.5	µg/L	EPA 200.8	0.091	0.8	WKL	
MO-THO	2012/13-5	Dry	5/23/2013 9:40:00 AM	6/15/2013 4:17:00 AM	Selenium	Dissolved	=	1.2	µg/L	EPA 200.8	0.081	0.4	WKL	
MO-THO	2012/13-5	Dry	5/23/2013 9:40:00 AM	6/15/2013 4:25:00 AM	Selenium	Total	=	1.2	µg/L	EPA 200.8	0.081	0.4	WKL	
MO-THO	2012/13-5	Dry	5/23/2013 9:40:00 AM	6/15/2013 4:17:00 AM	Silver	Dissolved	<	0.012	µg/L	EPA 200.8	0.012	0.2	WKL	
MO-THO	2012/13-5	Dry	5/23/2013 9:40:00 AM	6/15/2013 4:25:00 AM	Silver	Total	<	0.012	µg/L	EPA 200.8	0.012	0.2	WKL	
MO-THO	2012/13-5	Dry	5/23/2013 9:40:00 AM	6/15/2013 4:17:00 AM	Thallium	Dissolved	<	0.034	µg/L	EPA 200.8	0.034	0.2	WKL	
MO-THO	2012/13-5	Dry	5/23/2013 9:40:00 AM	6/15/2013 4:25:00 AM	Thallium	Total	<	0.034	µg/L	EPA 200.8	0.034	0.2	WKL	
MO-THO	2012/13-5	Dry	5/23/2013 9:40:00 AM	6/15/2013 4:17:00 AM	Zinc	Dissolved	DNQ	3.2	µg/L	EPA 200.8	0.5	5	WKL	
MO-THO	2012/13-5	Dry	5/23/2013 9:40:00 AM	6/15/2013 4:25:00 AM	Zinc	Total	DNQ	1.4	µg/L	EPA 200.8	0.5	5	WKL	
MO-THO	2012/13-5	Dry	5/23/2013 9:40:00 AM	6/10/2013 6:08:00 PM	Ammonia as N	n/a	<	0.048	mg/L	EPA 350.1	0.048	0.1	WKL	
MO-THO	2012/13-5	Dry	5/23/2013 9:40:00 AM	5/24/2013 9:49:00 PM	Nitrate + Nitrite as N	n/a	=	0.44	mg/L	EPA 353.2	0.01	0.1	WKL	
MO-THO	2012/13-5	Dry	5/23/2013 9:40:00 AM	6/12/2013 9:15:00 PM	Phosphorus as P	Dissolved	=	0.029	mg/L	EPA 365.1	0.0014	0.01	WKL	
MO-THO	2012/13-5	Dry	5/23/2013 9:40:00 AM	6/12/2013 8:33:00 PM	Phosphorus as P	Total	=	0.038	mg/L	EPA 365.1	0.0014	0.01	WKL	
MO-THO	2012/13-5	Dry	5/23/2013 9:40:00 AM	6/11/2013 2:47:00 PM	TKN	n/a	=	1.3	mg/L	EPA 351.2	0.05	0.1	WKL	
MO-THO	2012/13-5	Dry	5/23/2013 9:40:00 AM	6/12/2013 7:19:00 PM	1,2,4-Trichlorobenzene	n/a	<	0.55	µg/L	EPA 625	0.55	1	WKL	
MO-THO	2012/13-5	Dry	5/23/2013 9:40:00 AM	6/12/2013 7:19:00 PM	1,2-Dichlorobenzene	n/a	<	0.57	µg/L	EPA 625	0.57	1	WKL	
MO-THO	2012/13-5	Dry	5/23/2013 9:40:00 AM	6/12/2013 7:19:00 PM	1,2-Diphenylhydrazine	n/a	<	0.25	µg/L	EPA 625	0.25	1	WKL	
MO-THO	2012/13-5	Dry	5/23/2013 9:40:00 AM	6/12/2013 7:19:00 PM	1,3-Dichlorobenzene	n/a	<	0.53	µg/L	EPA 625	0.53	1	WKL	
MO-THO	2012/13-5	Dry	5/23/2013 9:40:00 AM	6/12/2013 7:19:00 PM	1,4-Dichlorobenzene	n/a	<	0.55	µg/L	EPA 625	0.55	1	WKL	
MO-THO	2012/13-5	Dry	5/23/2013 9:40:00 AM	6/18/2013 8:52:00 AM	1-Methylnaphthalene	n/a	<	0.1	µg/L	EPA 8270Cm	0.1	0.1	WKL	
MO-THO	2012/13-5	Dry	5/23/2013 9:40:00 AM	6/16/2013 6:22:00 AM	2,4,5-Trichlorophenol	n/a	<	0.29	µg/L	EPA 8270Cm	0.29	1	WKL	
MO-THO	2012/13-5	Dry	5/23/2013 9:40:00 AM	6/16/2013 6:22:00 AM	2,4,6-Trichlorophenol	n/a	<	0.3	µg/L	EPA 8270Cm	0.3	1	WKL	LB-LCSR
MO-THO	2012/13-5	Dry	5/23/2013 9:40:00 AM	6/16/2013 6:22:00 AM	2,4-Dichlorophenol	n/a	<	0.51	µg/L	EPA 8270Cm	0.51	1	WKL	LB-LCSR
MO-THO	2012/13-5	Dry	5/23/2013 9:40:00 AM	6/16/2013 6:22:00 AM	2,4-Dimethylphenol	n/a	<	1	µg/L	EPA 8270Cm	1	2	WKL	
MO-THO	2012/13-5	Dry	5/23/2013 9:40:00 AM	6/16/2013 6:22:00 AM	2,4-Dinitrophenol	n/a	<	1	µg/L	EPA 8270Cm	1	2	WKL	
MO-THO	2012/13-5	Dry	5/23/2013 9:40:00 AM	6/12/2013 7:19:00 PM	2,4-Dinitrotoluene	n/a	<	0.18	µg/L	EPA 625	0.18	1	WKL	
MO-THO	2012/13-5	Dry	5/23/2013 9:40:00 AM	6/12/2013 7:19:00 PM	2,6-Dinitrotoluene	n/a	<	0.27	µg/L	EPA 625	0.27	1	WKL	
MO-THO	2012/13-5	Dry	5/23/2013 9:40:00 AM	6/12/2013 7:19:00 PM	2-Chloronaphthalene	n/a	<	0.45	µg/L	EPA 625	0.45	1	WKL	
MO-THO	2012/13-5	Dry	5/23/2013 9:40:00 AM	6/16/2013 6:22:00 AM	2-Chlorophenol	n/a	<	0.65	µg/L	EPA 8270Cm	0.65	1	WKL	LB-LCSR
MO-THO	2012/13-5	Dry	5/23/2013 9:40:00 AM	6/18/2013 8:52:00 AM	2-Methylnaphthalene	n/a	<	0.1	µg/L	EPA 8270Cm	0.1	0.1	WKL	
MO-THO	2012/13-5	Dry	5/23/2013 9:40:00 AM	6/16/2013 6:22:00 AM	2-Methylphenol	n/a	<	0.34	µg/L	EPA 8270Cm	0.34	1	WKL	
MO-THO	2012/13-5	Dry	5/23/2013 9:40:00 AM	6/16/2013 6:22:00 AM	2-Nitrophenol	n/a	<	0.71	µg/L	EPA 8270Cm	0.71	1	WKL	
MO-THO	2012/13-5	Dry	5/23/2013 9:40:00 AM	6/12/2013 7:19:00 PM	3,3'-Dichlorobenzidine	n/a	<	1.2	µg/L	EPA 625	1.2	5	WKL	
MO-THO	2012/13-5	Dry	5/23/2013 9:40:00 AM	6/16/2013 6:22:00 AM	3-/4-Methylphenol	n/a	<	0.3	µg/L	EPA 8270Cm	0.3	1	WKL	
MO-THO	2012/13-5	Dry	5/23/2013 9:40:00 AM	6/16/2013 6:22:00 AM	4,6-Dinitro-2-methylphenol	n/a	<	0.14	µg/L	EPA 8270Cm	0.14	1	WKL	LB-LCSR
MO-THO	2012/13-5	Dry	5/23/2013 9:40:00 AM	6/12/2013 7:19:00 PM	4-Bromophenyl phenyl ether	n/a	<	0.36	µg/L	EPA 625	0.36	1	WKL	
MO-THO	2012/13-5	Dry	5/23/2013 9:40:00 AM	6/16/2013 6:22:00 AM	4-Chloro-3-methylphenol	n/a	<	0.37	µg/L	EPA 8270Cm	0.37	1	WKL	LB-LCSR
MO-THO	2012/13-5	Dry	5/23/2013 9:40:00 AM	6/12/2013 7:19:00 PM	4-Chlorophenyl phenyl ether	n/a	<	0.41	µg/L	EPA 625	0.41	1	WKL	
MO-THO	2012/13-5	Dry	5/23/2013 9:40:00 AM	6/16/2013 6:22:00 AM	4-Nitrophenol	n/a	<	1	µg/L	EPA 8270Cm	1	2	WKL	
MO-THO	2012/13-5	Dry	5/23/2013 9:40:00 AM	6/18/2013 8:52:00 AM	Acenaphthene	n/a	<	0.1	µg/L	EPA 8270Cm	0.1	0.1	WKL	
MO-THO	2012/13-5	Dry	5/23/2013 9:40:00 AM	6/18/2013 8:52:00 AM	Acenaphthylene	n/a	<	0.1	µg/L	EPA 8270Cm	0.1	0.1	WKL	
MO-THO	2012/13-5	Dry	5/23/2013 9:40:00 AM	6/18/2013 8:52:00 AM	Anthracene	n/a	<	0.1	µg/L	EPA 8270Cm	0.1	0.1	WKL	
MO-THO	2012/13-5	Dry	5/23/2013 9:40:00 AM	6/18/2013 8:52:00 AM	Benz(a)anthracene	n/a	<	0.1	µg/L	EPA 8270Cm	0.1	0.1	WKL	

Appendix G
Laboratory Environmental Analysis Results

Site ID	Event	Event Type	Sample Date	Analysis Date	Constituent	Fraction	Sign	Result	Units	Method	MDL	Reporting Limit	Analyzing Laboratory	Qualifier
MO-THO	2012/13-5	Dry	5/23/2013 9:40:00 AM	6/12/2013 7:19:00 PM	Benzidine	n/a	<	3.7	µg/L	EPA 625	3.7	10	WKL	
MO-THO	2012/13-5	Dry	5/23/2013 9:40:00 AM	6/11/2013 8:39:00 PM	Benzo(a)pyrene	n/a	<	0.07	µg/L	EPA 525.2	0.07	0.1	WKL	
MO-THO	2012/13-5	Dry	5/23/2013 9:40:00 AM	6/18/2013 8:52:00 AM	Benzo(b)fluoranthene	n/a	<	0.1	µg/L	EPA 8270Cm	0.1	0.1	WKL	
MO-THO	2012/13-5	Dry	5/23/2013 9:40:00 AM	6/18/2013 8:52:00 AM	Benzo(g,h,i)perylene	n/a	<	0.1	µg/L	EPA 8270Cm	0.1	0.1	WKL	
MO-THO	2012/13-5	Dry	5/23/2013 9:40:00 AM	6/18/2013 8:52:00 AM	Benzo(k)fluoranthene	n/a	<	0.1	µg/L	EPA 8270Cm	0.1	0.1	WKL	
MO-THO	2012/13-5	Dry	5/23/2013 9:40:00 AM	6/12/2013 7:19:00 PM	Bis(2-chloroethoxy)methane	n/a	<	0.25	µg/L	EPA 625	0.25	1	WKL	
MO-THO	2012/13-5	Dry	5/23/2013 9:40:00 AM	6/12/2013 7:19:00 PM	Bis(2-chloroethyl)ether	n/a	<	0.27	µg/L	EPA 625	0.27	1	WKL	
MO-THO	2012/13-5	Dry	5/23/2013 9:40:00 AM	6/12/2013 7:19:00 PM	Bis(2-chloroisopropyl)ether	n/a	<	0.38	µg/L	EPA 625	0.38	1	WKL	
MO-THO	2012/13-5	Dry	5/23/2013 9:40:00 AM	6/11/2013 8:39:00 PM	Bis(2-ethylhexyl)adipate	n/a	<	0.1	µg/L	EPA 525.2	0.1	5	WKL	
MO-THO	2012/13-5	Dry	5/23/2013 9:40:00 AM	6/11/2013 8:39:00 PM	Bis(2-ethylhexyl)phthalate	n/a	<	1.1	µg/L	EPA 525.2	1.1	3	WKL	
MO-THO	2012/13-5	Dry	5/23/2013 9:40:00 AM	6/12/2013 7:19:00 PM	Butyl benzyl phthalate	n/a	DNQ	0.54	µg/L	EPA 625	0.18	1	WKL	
MO-THO	2012/13-5	Dry	5/23/2013 9:40:00 AM	6/18/2013 8:52:00 AM	Chrysene	n/a	<	0.1	µg/L	EPA 8270Cm	0.1	0.1	WKL	
MO-THO	2012/13-5	Dry	5/23/2013 9:40:00 AM	6/18/2013 8:52:00 AM	Dibenz(a,h)anthracene	n/a	<	0.1	µg/L	EPA 8270Cm	0.1	0.1	WKL	
MO-THO	2012/13-5	Dry	5/23/2013 9:40:00 AM	6/12/2013 7:19:00 PM	Diethyl phthalate	n/a	<	0.15	µg/L	EPA 625	0.15	1	WKL	
MO-THO	2012/13-5	Dry	5/23/2013 9:40:00 AM	6/12/2013 7:19:00 PM	Dimethyl phthalate	n/a	=	9.7	µg/L	EPA 625	0.18	1	WKL	
MO-THO	2012/13-5	Dry	5/23/2013 9:40:00 AM	6/12/2013 7:19:00 PM	Di-n-butylphthalate	n/a	<	0.24	µg/L	EPA 625	0.24	1	WKL	
MO-THO	2012/13-5	Dry	5/23/2013 9:40:00 AM	6/12/2013 7:19:00 PM	Di-n-octylphthalate	n/a	<	0.19	µg/L	EPA 625	0.19	1	WKL	
MO-THO	2012/13-5	Dry	5/23/2013 9:40:00 AM	6/18/2013 8:52:00 AM	Fluoranthene	n/a	<	0.1	µg/L	EPA 8270Cm	0.1	0.1	WKL	
MO-THO	2012/13-5	Dry	5/23/2013 9:40:00 AM	6/18/2013 8:52:00 AM	Fluorene	n/a	<	0.1	µg/L	EPA 8270Cm	0.1	0.1	WKL	
MO-THO	2012/13-5	Dry	5/23/2013 9:40:00 AM	6/12/2013 7:19:00 PM	Hexachlorobenzene	n/a	<	0.49	µg/L	EPA 625	0.49	1	WKL	
MO-THO	2012/13-5	Dry	5/23/2013 9:40:00 AM	6/12/2013 7:19:00 PM	Hexachlorobutadiene	n/a	<	0.47	µg/L	EPA 625	0.47	1	WKL	
MO-THO	2012/13-5	Dry	5/23/2013 9:40:00 AM	6/12/2013 7:19:00 PM	Hexachlorocyclopentadiene	n/a	<	1.5	µg/L	EPA 625	1.5	5	WKL	
MO-THO	2012/13-5	Dry	5/23/2013 9:40:00 AM	6/12/2013 7:19:00 PM	Hexachloroethane	n/a	<	0.52	µg/L	EPA 625	0.52	1	WKL	
MO-THO	2012/13-5	Dry	5/23/2013 9:40:00 AM	6/18/2013 8:52:00 AM	Indeno(1,2,3-cd)pyrene	n/a	<	0.1	µg/L	EPA 8270Cm	0.1	0.1	WKL	
MO-THO	2012/13-5	Dry	5/23/2013 9:40:00 AM	6/12/2013 7:19:00 PM	Isophorone	n/a	<	0.21	µg/L	EPA 625	0.21	1	WKL	
MO-THO	2012/13-5	Dry	5/23/2013 9:40:00 AM	5/25/2013 2:33:00 AM	Methyl tert-butyl ether (MTBE)	n/a	<	0.19	µg/L	EPA 524.2	0.19	2	WKL	
MO-THO	2012/13-5	Dry	5/23/2013 9:40:00 AM	6/18/2013 8:52:00 AM	Naphthalene	n/a	<	0.1	µg/L	EPA 8270Cm	0.1	0.1	WKL	
MO-THO	2012/13-5	Dry	5/23/2013 9:40:00 AM	6/12/2013 7:19:00 PM	Nitrobenzene	n/a	<	0.36	µg/L	EPA 625	0.36	1	WKL	
MO-THO	2012/13-5	Dry	5/23/2013 9:40:00 AM	6/12/2013 7:19:00 PM	N-Nitrosodimethylamine	n/a	<	0.14	µg/L	EPA 625	0.14	1	WKL	
MO-THO	2012/13-5	Dry	5/23/2013 9:40:00 AM	6/12/2013 7:19:00 PM	N-Nitrosodi-N-propylamine	n/a	<	0.26	µg/L	EPA 625	0.26	1	WKL	
MO-THO	2012/13-5	Dry	5/23/2013 9:40:00 AM	6/12/2013 7:19:00 PM	N-Nitrosodiphenylamine	n/a	<	0.19	µg/L	EPA 625	0.19	1	WKL	
MO-THO	2012/13-5	Dry	5/23/2013 9:40:00 AM	6/18/2013 8:52:00 AM	Phenanthrene	n/a	<	0.1	µg/L	EPA 8270Cm	0.1	0.1	WKL	
MO-THO	2012/13-5	Dry	5/23/2013 9:40:00 AM	6/16/2013 6:22:00 AM	Phenol	n/a	<	0.35	µg/L	EPA 8270Cm	0.35	1	WKL	
MO-THO	2012/13-5	Dry	5/23/2013 9:40:00 AM	6/18/2013 8:52:00 AM	Pyrene	n/a	<	0.1	µg/L	EPA 8270Cm	0.1	0.1	WKL	
MO-THO	2012/13-5	Dry	5/23/2013 9:40:00 AM	6/16/2013 4:12:00 AM	PCB Aroclor 1016	n/a	<	0.05	µg/L	EPA 608	0.05	0.5	WKL	
MO-THO	2012/13-5	Dry	5/23/2013 9:40:00 AM	6/16/2013 4:12:00 AM	PCB Aroclor 1221	n/a	<	0.06	µg/L	EPA 608	0.06	0.5	WKL	
MO-THO	2012/13-5	Dry	5/23/2013 9:40:00 AM	6/16/2013 4:12:00 AM	PCB Aroclor 1232	n/a	<	0.15	µg/L	EPA 608	0.15	0.5	WKL	
MO-THO	2012/13-5	Dry	5/23/2013 9:40:00 AM	6/16/2013 4:12:00 AM	PCB Aroclor 1242	n/a	<	0.07	µg/L	EPA 608	0.07	0.5	WKL	
MO-THO	2012/13-5	Dry	5/23/2013 9:40:00 AM	6/16/2013 4:12:00 AM	PCB Aroclor 1248	n/a	<	0.06	µg/L	EPA 608	0.06	0.5	WKL	
MO-THO	2012/13-5	Dry	5/23/2013 9:40:00 AM	6/16/2013 4:12:00 AM	PCB Aroclor 1254	n/a	<	0.04	µg/L	EPA 608	0.04	0.5	WKL	
MO-THO	2012/13-5	Dry	5/23/2013 9:40:00 AM	6/16/2013 4:12:00 AM	PCB Aroclor 1260	n/a	<	0.04	µg/L	EPA 608	0.04	0.5	WKL	
MO-THO	2012/13-5	Dry	5/23/2013 9:40:00 AM	6/7/2013 1:51:00 AM	2,4,5-T	n/a	<	0.07	µg/L	EPA 515.3	0.07	0.2	WKL	
MO-THO	2012/13-5	Dry	5/23/2013 9:40:00 AM	6/7/2013 1:51:00 AM	2,4,5-TP	n/a	<	0.09	µg/L	EPA 515.3	0.09	0.2	WKL	
MO-THO	2012/13-5	Dry	5/23/2013 9:40:00 AM	6/7/2013 1:51:00 AM	2,4-D	n/a	<	0.07	µg/L	EPA 515.3	0.07	0.4	WKL	
MO-THO	2012/13-5	Dry	5/23/2013 9:40:00 AM	6/7/2013 1:51:00 AM	2,4-DB	n/a	<	0.07	µg/L	EPA 515.3	0.07	2	WKL	
MO-THO	2012/13-5	Dry	5/23/2013 9:40:00 AM	6/7/2013 1:51:00 AM	3,5-Dichlorobenzoic acid	n/a	<	0.09	µg/L	EPA 515.3	0.09	1	WKL	
MO-THO	2012/13-5	Dry	5/23/2013 9:40:00 AM	6/16/2013 4:12:00 AM	4,4'-DDD	n/a	<	0.003	µg/L	EPA 608	0.003	0.05	WKL	
MO-THO	2012/13-5	Dry	5/23/2013 9:40:00 AM	6/16/2013 4:12:00 AM	4,4'-DDE	n/a	<	0.0025	µg/L	EPA 608	0.0025	0.05	WKL	

Appendix G
Laboratory Environmental Analysis Results

Site ID	Event	Event Type	Sample Date	Analysis Date	Constituent	Fraction	Sign	Result	Units	Method	MDL	Reporting Limit	Analyzing Laboratory	Qualifier
MO-THO	2012/13-5	Dry	5/23/2013 9:40:00 AM	6/16/2013 4:12:00 AM	4,4'-DDT	n/a	<	0.0031	µg/L	EPA 608	0.0031	0.01	WKL	
MO-THO	2012/13-5	Dry	5/23/2013 9:40:00 AM	6/7/2013 1:51:00 AM	Acifluorfen	n/a	<	0.06	µg/L	EPA 515.3	0.06	0.4	WKL	
MO-THO	2012/13-5	Dry	5/23/2013 9:40:00 AM	6/11/2013 8:39:00 PM	Alachlor	n/a	<	0.022	µg/L	EPA 525.2	0.022	0.1	WKL	
MO-THO	2012/13-5	Dry	5/23/2013 9:40:00 AM	6/16/2013 4:12:00 AM	Aldrin	n/a	<	0.0015	µg/L	EPA 608	0.0015	0.005	WKL	
MO-THO	2012/13-5	Dry	5/23/2013 9:40:00 AM	6/16/2013 4:12:00 AM	alpha-BHC	n/a	<	0.0018	µg/L	EPA 608	0.0018	0.01	WKL	
MO-THO	2012/13-5	Dry	5/23/2013 9:40:00 AM	6/16/2013 4:12:00 AM	alpha-Chlordane	n/a	<	0.0041	µg/L	EPA 608	0.0041	0.01	WKL	
MO-THO	2012/13-5	Dry	5/23/2013 9:40:00 AM	6/11/2013 8:39:00 PM	Atrazine	n/a	<	0.034	µg/L	EPA 525.2	0.034	0.1	WKL	
MO-THO	2012/13-5	Dry	5/23/2013 9:40:00 AM	6/13/2013 5:54:00 PM	Azinphos methyl	n/a	<	0.0055	µg/L	EPA 525.2	0.0055	0.01	WKL	
MO-THO	2012/13-5	Dry	5/23/2013 9:40:00 AM	6/7/2013 1:51:00 AM	Bentazon	n/a	<	0.11	µg/L	EPA 515.3	0.11	2	WKL	
MO-THO	2012/13-5	Dry	5/23/2013 9:40:00 AM	6/16/2013 4:12:00 AM	beta-BHC	n/a	<	0.0031	µg/L	EPA 608	0.0031	0.005	WKL	
MO-THO	2012/13-5	Dry	5/23/2013 9:40:00 AM	6/13/2013 5:54:00 PM	Bolstar	n/a	<	0.0046	µg/L	EPA 525.2	0.0046	0.01	WKL	
MO-THO	2012/13-5	Dry	5/23/2013 9:40:00 AM	6/11/2013 8:39:00 PM	Bromacil	n/a	<	0.038	µg/L	EPA 525.2	0.038	1	WKL	
MO-THO	2012/13-5	Dry	5/23/2013 9:40:00 AM	6/11/2013 8:39:00 PM	Butachlor	n/a	<	0.017	µg/L	EPA 525.2	0.017	0.2	WKL	
MO-THO	2012/13-5	Dry	5/23/2013 9:40:00 AM	6/11/2013 8:39:00 PM	Captan	n/a	<	0.86	µg/L	EPA 525.2	0.86	1	WKL	
MO-THO	2012/13-5	Dry	5/23/2013 9:40:00 AM	6/16/2013 4:12:00 AM	Chlordane (technical)	n/a	<	0.08	µg/L	EPA 608	0.08	0.1	WKL	
MO-THO	2012/13-5	Dry	5/23/2013 9:40:00 AM	6/11/2013 8:39:00 PM	Chloropropham	n/a	<	0.01	µg/L	EPA 525.2	0.01	0.1	WKL	
MO-THO	2012/13-5	Dry	5/23/2013 9:40:00 AM	6/13/2013 5:54:00 PM	Chlorpyrifos	n/a	<	0.0069	µg/L	EPA 525.2	0.0069	0.01	WKL	
MO-THO	2012/13-5	Dry	5/23/2013 9:40:00 AM	6/13/2013 5:54:00 PM	Coumaphos	n/a	<	0.0051	µg/L	EPA 525.2	0.0051	0.01	WKL	
MO-THO	2012/13-5	Dry	5/23/2013 9:40:00 AM	6/11/2013 8:39:00 PM	Cyanazine	n/a	<	0.024	µg/L	EPA 525.2	0.024	0.1	WKL	
MO-THO	2012/13-5	Dry	5/23/2013 9:40:00 AM	6/7/2013 1:51:00 AM	Dalapon	n/a	<	0.1	µg/L	EPA 515.3	0.1	0.4	WKL	
MO-THO	2012/13-5	Dry	5/23/2013 9:40:00 AM	6/7/2013 1:51:00 AM	DCPA (Dacthal)	n/a	<	0.07	µg/L	EPA 515.3	0.07	0.1	WKL	
MO-THO	2012/13-5	Dry	5/23/2013 9:40:00 AM	6/16/2013 4:12:00 AM	delta-BHC	n/a	<	0.0025	µg/L	EPA 608	0.0025	0.005	WKL	
MO-THO	2012/13-5	Dry	5/23/2013 9:40:00 AM	6/13/2013 5:54:00 PM	Demeton-O	n/a	<	0.01	µg/L	EPA 525.2	0.01	0.01	WKL	
MO-THO	2012/13-5	Dry	5/23/2013 9:40:00 AM	6/13/2013 5:54:00 PM	Demeton-S	n/a	<	0.01	µg/L	EPA 525.2	0.01	0.01	WKL	
MO-THO	2012/13-5	Dry	5/23/2013 9:40:00 AM	6/13/2013 5:54:00 PM	Diazinon	n/a	<	0.0052	µg/L	EPA 525.2	0.0052	0.01	WKL	
MO-THO	2012/13-5	Dry	5/23/2013 9:40:00 AM	6/7/2013 1:51:00 AM	Dicamba	n/a	<	0.12	µg/L	EPA 515.3	0.12	0.6	WKL	
MO-THO	2012/13-5	Dry	5/23/2013 9:40:00 AM	6/7/2013 1:51:00 AM	Dichlorprop	n/a	<	0.08	µg/L	EPA 515.3	0.08	0.3	WKL	
MO-THO	2012/13-5	Dry	5/23/2013 9:40:00 AM	6/13/2013 5:54:00 PM	Dichlorvos	n/a	<	0.0029	µg/L	EPA 525.2	0.0029	0.01	WKL	
MO-THO	2012/13-5	Dry	5/23/2013 9:40:00 AM	6/16/2013 4:12:00 AM	Dieldrin	n/a	<	0.0021	µg/L	EPA 608	0.0021	0.01	WKL	
MO-THO	2012/13-5	Dry	5/23/2013 9:40:00 AM	6/13/2013 5:54:00 PM	Dimethoate	n/a	<	0.0062	µg/L	EPA 525.2	0.0062	0.01	WKL	
MO-THO	2012/13-5	Dry	5/23/2013 9:40:00 AM	6/7/2013 1:51:00 AM	Dinoseb	n/a	<	0.14	µg/L	EPA 515.3	0.14	0.4	WKL	
MO-THO	2012/13-5	Dry	5/23/2013 9:40:00 AM	6/11/2013 8:39:00 PM	Diphenamid	n/a	<	0.024	µg/L	EPA 525.2	0.024	0.1	WKL	
MO-THO	2012/13-5	Dry	5/23/2013 9:40:00 AM	6/13/2013 5:54:00 PM	Disulfoton	n/a	<	0.01	µg/L	EPA 525.2	0.01	0.01	WKL	
MO-THO	2012/13-5	Dry	5/23/2013 9:40:00 AM	6/16/2013 4:12:00 AM	Endosulfan I	n/a	<	0.0017	µg/L	EPA 608	0.0017	0.02	WKL	
MO-THO	2012/13-5	Dry	5/23/2013 9:40:00 AM	6/16/2013 4:12:00 AM	Endosulfan II	n/a	<	0.0019	µg/L	EPA 608	0.0019	0.01	WKL	
MO-THO	2012/13-5	Dry	5/23/2013 9:40:00 AM	6/16/2013 4:12:00 AM	Endosulfan sulfate	n/a	<	0.008	µg/L	EPA 608	0.008	0.05	WKL	
MO-THO	2012/13-5	Dry	5/23/2013 9:40:00 AM	6/16/2013 4:12:00 AM	Endrin	n/a	<	0.0028	µg/L	EPA 608	0.0028	0.01	WKL	
MO-THO	2012/13-5	Dry	5/23/2013 9:40:00 AM	6/16/2013 4:12:00 AM	Endrin aldehyde	n/a	<	0.003	µg/L	EPA 608	0.003	0.01	WKL	
MO-THO	2012/13-5	Dry	5/23/2013 9:40:00 AM	6/11/2013 8:39:00 PM	EPTC	n/a	<	0.017	µg/L	EPA 525.2	0.017	1	WKL	
MO-THO	2012/13-5	Dry	5/23/2013 9:40:00 AM	6/13/2013 5:54:00 PM	Ethoprop	n/a	<	0.0067	µg/L	EPA 525.2	0.0067	0.01	WKL	
MO-THO	2012/13-5	Dry	5/23/2013 9:40:00 AM	6/13/2013 5:54:00 PM	Ethyl parathion	n/a	<	0.0054	µg/L	EPA 525.2	0.0054	0.01	WKL	
MO-THO	2012/13-5	Dry	5/23/2013 9:40:00 AM	6/13/2013 5:54:00 PM	Fensulfothion	n/a	<	0.0029	µg/L	EPA 525.2	0.0029	0.01	WKL	
MO-THO	2012/13-5	Dry	5/23/2013 9:40:00 AM	6/13/2013 5:54:00 PM	Fenthion	n/a	<	0.0038	µg/L	EPA 525.2	0.0038	0.01	WKL	
MO-THO	2012/13-5	Dry	5/23/2013 9:40:00 AM	6/16/2013 4:12:00 AM	gamma-BHC (Lindane)	n/a	<	0.0021	µg/L	EPA 608	0.0021	0.02	WKL	
MO-THO	2012/13-5	Dry	5/23/2013 9:40:00 AM	6/16/2013 4:12:00 AM	gamma-Chlordane	n/a	<	0.0044	µg/L	EPA 608	0.0044	0.01	WKL	
MO-THO	2012/13-5	Dry	5/23/2013 9:40:00 AM	5/31/2013 2:44:00 PM	Glyphosate	n/a	<	1.8	µg/L	EPA 547	1.8	5	WKL	
MO-THO	2012/13-5	Dry	5/23/2013 9:40:00 AM	6/16/2013 4:12:00 AM	Heptachlor	n/a	<	0.0017	µg/L	EPA 608	0.0017	0.01	WKL	
MO-THO	2012/13-5	Dry	5/23/2013 9:40:00 AM	6/16/2013 4:12:00 AM	Heptachlor epoxide	n/a	<	0.0019	µg/L	EPA 608	0.0019	0.01	WKL	

Appendix G
Laboratory Environmental Analysis Results

Site ID	Event	Event Type	Sample Date	Analysis Date	Constituent	Fraction	Sign	Result	Units	Method	MDL	Reporting Limit	Analyzing Laboratory	Qualifier
MO-THO	2012/13-5	Dry	5/23/2013 9:40:00 AM	6/13/2013 5:54:00 PM	Malathion	n/a	<	0.0076	µg/L	EPA 525.2	0.0076	0.01	WKL	
MO-THO	2012/13-5	Dry	5/23/2013 9:40:00 AM	6/13/2013 5:54:00 PM	Merphos	n/a	<	0.0058	µg/L	EPA 525.2	0.0058	0.01	WKL	
MO-THO	2012/13-5	Dry	5/23/2013 9:40:00 AM	6/16/2013 4:12:00 AM	Methoxychlor	n/a	<	0.0054	µg/L	EPA 608	0.0054	0.02	WKL	
MO-THO	2012/13-5	Dry	5/23/2013 9:40:00 AM	6/13/2013 5:54:00 PM	Methyl parathion	n/a	<	0.0063	µg/L	EPA 525.2	0.0063	0.01	WKL	
MO-THO	2012/13-5	Dry	5/23/2013 9:40:00 AM	6/11/2013 8:39:00 PM	Metolachlor	n/a	<	0.012	µg/L	EPA 525.2	0.012	0.1	WKL	
MO-THO	2012/13-5	Dry	5/23/2013 9:40:00 AM	6/11/2013 8:39:00 PM	Metribuzin	n/a	<	0.015	µg/L	EPA 525.2	0.015	0.1	WKL	
MO-THO	2012/13-5	Dry	5/23/2013 9:40:00 AM	6/13/2013 5:54:00 PM	Mevinphos	n/a	<	0.0042	µg/L	EPA 525.2	0.0042	0.01	WKL	
MO-THO	2012/13-5	Dry	5/23/2013 9:40:00 AM	6/11/2013 8:39:00 PM	Molinate	n/a	<	0.039	µg/L	EPA 525.2	0.039	0.1	WKL	
MO-THO	2012/13-5	Dry	5/23/2013 9:40:00 AM	6/13/2013 5:54:00 PM	Naled	n/a	<	0.0076	µg/L	EPA 525.2	0.0076	0.01	WKL	
MO-THO	2012/13-5	Dry	5/23/2013 9:40:00 AM	6/7/2013 1:51:00 AM	Pentachlorophenol	n/a	<	0.04	µg/L	EPA 515.3	0.04	0.2	WKL	
MO-THO	2012/13-5	Dry	5/23/2013 9:40:00 AM	6/13/2013 5:54:00 PM	Phorate	n/a	<	0.003	µg/L	EPA 525.2	0.003	0.01	WKL	
MO-THO	2012/13-5	Dry	5/23/2013 9:40:00 AM	6/7/2013 1:51:00 AM	Picloram	n/a	<	0.05	µg/L	EPA 515.3	0.05	0.6	WKL	
MO-THO	2012/13-5	Dry	5/23/2013 9:40:00 AM	6/11/2013 8:39:00 PM	Prometon	n/a	<	0.024	µg/L	EPA 525.2	0.024	0.2	WKL	
MO-THO	2012/13-5	Dry	5/23/2013 9:40:00 AM	6/11/2013 8:39:00 PM	Prometryn	n/a	<	0.036	µg/L	EPA 525.2	0.036	0.1	WKL	
MO-THO	2012/13-5	Dry	5/23/2013 9:40:00 AM	6/13/2013 5:54:00 PM	Ronnel (Fenchlorphos)	n/a	<	0.0041	µg/L	EPA 525.2	0.0041	0.01	WKL	
MO-THO	2012/13-5	Dry	5/23/2013 9:40:00 AM	6/11/2013 8:39:00 PM	Simazine	n/a	<	0.015	µg/L	EPA 525.2	0.015	0.1	WKL	
MO-THO	2012/13-5	Dry	5/23/2013 9:40:00 AM	6/13/2013 5:54:00 PM	Stirophos (Tetrachlorvinphos)	n/a	<	0.0031	µg/L	EPA 525.2	0.0031	0.01	WKL	
MO-THO	2012/13-5	Dry	5/23/2013 9:40:00 AM	6/11/2013 8:39:00 PM	Terbacil	n/a	<	0.55	µg/L	EPA 525.2	0.55	2	WKL	
MO-THO	2012/13-5	Dry	5/23/2013 9:40:00 AM	6/11/2013 8:39:00 PM	Thiobencarb	n/a	<	0.025	µg/L	EPA 525.2	0.025	0.2	WKL	
MO-THO	2012/13-5	Dry	5/23/2013 9:40:00 AM	6/13/2013 5:54:00 PM	Tokuthion	n/a	<	0.0078	µg/L	EPA 525.2	0.0078	0.01	WKL	
MO-THO	2012/13-5	Dry	5/23/2013 9:40:00 AM	6/16/2013 4:12:00 AM	Toxaphene	n/a	<	0.12	µg/L	EPA 608	0.12	0.5	WKL	
MO-THO	2012/13-5	Dry	5/23/2013 9:40:00 AM	6/13/2013 5:54:00 PM	Trichloronate	n/a	<	0.0067	µg/L	EPA 525.2	0.0067	0.01	WKL	
MO-THO	2012/13-5	Dry	5/23/2013 9:40:00 AM	6/11/2013 8:39:00 PM	Trithion	n/a	<	0.012	µg/L	EPA 525.2	0.012	0.1	WKL	
MO-THO	2013-DRY	Dry	8/13/2013 11:25:00 AM	8/14/2013 9:00:00 AM	E. Coli	n/a	=	309	MPN/100 mL	MMO-MUG	10	10	VCHCA	
MO-THO	2013-DRY	Dry	8/13/2013 11:25:00 AM	8/14/2013 9:00:00 AM	Total Coliform	n/a	=	15531	MPN/100 mL	MMO-MUG	10	10	VCHCA	
MO-THO	2013-DRY	Dry	8/13/2013 11:25:00 AM	8/22/2013 12:16:00 PM	Calcium	Total	=	105	mg/L	EPA 200.7	0.016	0.1	WKL	
MO-THO	2013-DRY	Dry	8/13/2013 11:25:00 AM	8/22/2013 12:16:00 PM	Magnesium	Total	=	106	mg/L	EPA 200.7	0.012	0.1	WKL	
MO-THO	2013-DRY	Dry	8/13/2013 11:25:00 AM	8/13/2013 11:25:00 AM	Conductivity	n/a	=	1725	µmhos/cm	Field Meter	-88	1	Field Crew	
MO-THO	2013-DRY	Dry	8/13/2013 11:25:00 AM	8/13/2013 11:25:00 AM	Discharge	n/a	=	0.96	cfs	Field Estimate	-88	-88	Field Crew	
MO-THO	2013-DRY	Dry	8/13/2013 11:25:00 AM	8/13/2013 11:25:00 AM	DO	n/a	=	121.3	%	Field Meter	-88	0.1	Field Crew	
MO-THO	2013-DRY	Dry	8/13/2013 11:25:00 AM	8/13/2013 11:25:00 AM	DO	n/a	=	11.23	mg/L	Field Meter	-88	0.3	Field Crew	
MO-THO	2013-DRY	Dry	8/13/2013 11:25:00 AM	8/22/2013 12:16:00 PM	Hardness as CaCO3	Total	=	699	mg/L	EPA 200.7	0.0894	0.662	WKL	
MO-THO	2013-DRY	Dry	8/13/2013 11:25:00 AM	8/13/2013 11:25:00 AM	pH	n/a	=	8.01	pH Units	Field Meter	-88	0.01	Field Crew	
MO-THO	2013-DRY	Dry	8/13/2013 11:25:00 AM	8/13/2013 11:25:00 AM	Salinity	n/a	=	1000	mg/L	Field Meter	-88	100	Field Crew	
MO-THO	2013-DRY	Dry	8/13/2013 11:25:00 AM	8/13/2013 11:25:00 AM	Specific Conductance	n/a	=	1960	µmhos/cm	Field Meter	-88	1	Field Crew	
MO-THO	2013-DRY	Dry	8/13/2013 11:25:00 AM	8/13/2013 11:25:00 AM	Temperature	n/a	=	18.8	°C	Field Meter	-88	0.1	Field Crew	
MO-THO	2013-DRY	Dry	8/13/2013 11:25:00 AM	8/19/2013 7:05:00 PM	Total Organic Carbon	n/a	=	3	mg/L	SM 5310 C	0.009	0.3	WKL	
MO-THO	2013-DRY	Dry	8/13/2013 11:25:00 AM	8/13/2013 11:25:00 AM	Turbidity	n/a	=	2.12	NTU	Field Meter	-88	0.01	Field Crew	
MO-THO	2013-DRY	Dry	8/13/2013 11:25:00 AM	8/24/2013 12:34:00 AM	Copper	Dissolved	=	0.6	µg/L	EPA 200.8	0.036	0.5	WKL	
MO-THO	2013-DRY	Dry	8/13/2013 11:25:00 AM	8/24/2013 12:34:00 AM	Lead	Dissolved	<	0.024	µg/L	EPA 200.8	0.024	0.2	WKL	
MO-THO	2013-DRY	Dry	8/13/2013 11:25:00 AM	8/24/2013 12:34:00 AM	Zinc	Dissolved	DNQ	2.4	µg/L	EPA 200.8	0.5	5	WKL	
MO-VEN	2012/13-2	Wet	11/17/2012 7:45:00 AM	11/18/2012 7:15:00 AM	E. Coli	n/a	=	24192	MPN/100 mL	MMO-MUG	10	10	VCHCA	
MO-VEN	2012/13-2	Wet	11/17/2012 7:45:00 AM	11/19/2012 2:00:00 PM	Fecal Coliform	n/a	=	24000	MPN/100 mL	SM 9221 E	2	2	VCHCA	
MO-VEN	2012/13-2	Wet	11/17/2012 7:45:00 AM	11/18/2012 7:15:00 AM	Total Coliform	n/a	=	770100	MPN/100 mL	MMO-MUG	1000	1000	VCHCA	
MO-VEN	2012/13-2	Wet	11/17/2012 7:45:00 AM	11/17/2012 7:45:00 AM	Conductivity	n/a	=	216.4	µmhos/cm	Field Meter	-88	1	Field Crew	
MO-VEN	2012/13-2	Wet	11/17/2012 7:45:00 AM	12/6/2012 9:31:00 PM	Cyanide	Total	<	0.0027	mg/L	EPA 335.4	0.0027	0.005	WKL	
MO-VEN	2012/13-2	Wet	11/17/2012 7:45:00 AM	11/17/2012 7:45:00 AM	DO	n/a	=	101.6	%	Field Meter	-88	0.1	Field Crew	
MO-VEN	2012/13-2	Wet	11/17/2012 7:45:00 AM	11/17/2012 7:45:00 AM	DO	n/a	=	9.98	mg/L	Field Meter	-88	0.3	Field Crew	

Appendix G
Laboratory Environmental Analysis Results

Site ID	Event	Event Type	Sample Date	Analysis Date	Constituent	Fraction	Sign	Result	Units	Method	MDL	Reporting Limit	Analyzing Laboratory	Qualifier
MO-VEN	2012/13-2	Wet	11/17/2012 7:45:00 AM	11/17/2012 7:45:00 AM	pH	n/a	=	7.67	pH Units	Field Meter	-88	0.01	Field Crew	
MO-VEN	2012/13-2	Wet	11/17/2012 7:45:00 AM	11/17/2012 7:45:00 AM	Salinity	n/a	=	100	mg/L	Field Meter	-88	100	Field Crew	
MO-VEN	2012/13-2	Wet	11/17/2012 7:45:00 AM	11/17/2012 7:45:00 AM	Specific Conductance	n/a	=	263	µmhos/cm	Field Meter	-88	1	Field Crew	
MO-VEN	2012/13-2	Wet	11/17/2012 7:45:00 AM	11/17/2012 7:45:00 AM	Temperature	n/a	=	15.7	°C	Field Meter	-88	0.1	Field Crew	
MO-VEN	2012/13-2	Wet	11/17/2012 7:45:00 AM	11/30/2012 3:45:00 PM	Oil and Grease	n/a	DNQ	2	mg/L	EPA 1664A	1.3	5	WKL	
MO-VEN	2012/13-2	Wet	11/17/2012 7:45:00 AM	11/30/2012 3:45:00 PM	TPH	n/a	<	1.9	mg/L	EPA 1664A	1.9	5	WKL	
MO-VEN	2012/13-2	Wet	11/17/2012 7:45:00 AM	11/27/2012 7:20:00 PM	2-Chloroethyl vinyl ether	n/a	<	0.61	µg/L	EPA 524.2	0.61	1	WKL	
MO-VEN	2012/13-2	Wet	11/17/2012 7:45:00 AM	11/27/2012 7:20:00 PM	Methyl tert-butyl ether (MTBE)	n/a	<	0.19	µg/L	EPA 524.2	0.19	2	WKL	
MO-VEN	2012/13-2	Wet	11/18/2012 10:05:00 AM	11/28/2012 12:29:00 PM	Chloride	n/a	=	22	mg/L	EPA 300.0	0.2	1	WKL	D
MO-VEN	2012/13-2	Wet	11/18/2012 10:05:00 AM	11/28/2012 12:29:00 PM	Fluoride	n/a	=	0.33	mg/L	EPA 300.0	0.04	0.2	WKL	D
MO-VEN	2012/13-2	Wet	11/18/2012 10:05:00 AM	11/26/2012 7:47:00 PM	Perchlorate	n/a	<	0.95	µg/L	EPA 314.0	0.95	2	WKL	
MO-VEN	2012/13-2	Wet	11/18/2012 10:05:00 AM	11/28/2012 12:18:00 PM	Calcium	Total	=	75	mg/L	EPA 200.7	0.0156	0.1	WKL	
MO-VEN	2012/13-2	Wet	11/18/2012 10:05:00 AM	11/28/2012 12:18:00 PM	Magnesium	Total	=	14.6	mg/L	EPA 200.7	0.0121	0.1	WKL	
MO-VEN	2012/13-2	Wet	11/18/2012 10:05:00 AM	11/30/2012 4:45:00 PM	Alkalinity as CaCO3	n/a	=	120	mg/L	SM 2320 B	0.56	2	WKL	
MO-VEN	2012/13-2	Wet	11/18/2012 10:05:00 AM	11/24/2012 12:30:00 PM	BOD	n/a	=	26	mg/L	SM 5210 B	0.1	2	WKL	
MO-VEN	2012/13-2	Wet	11/18/2012 10:05:00 AM	11/27/2012 9:06:00 AM	COD	n/a	=	230	mg/L	EPA 410.4	0.73	5	WKL	
MO-VEN	2012/13-2	Wet	11/18/2012 10:05:00 AM	11/28/2012 12:18:00 PM	Hardness as CaCO3	Total	=	247	mg/L	EPA 200.7	0.0885	0.662	WKL	
MO-VEN	2012/13-2	Wet	11/18/2012 10:05:00 AM	11/19/2012 9:46:00 PM	MBAS	n/a	=	0.63	mg/L	SM 5540 C	0.076	0.2	WKL	D
MO-VEN	2012/13-2	Wet	11/18/2012 10:05:00 AM	11/30/2012 2:55:00 PM	Phenolics	n/a	=	0.022	mg/L	EPA 420.4	0.0042	0.01	WKL	
MO-VEN	2012/13-2	Wet	11/18/2012 10:05:00 AM	11/30/2012 11:00:00 AM	Specific Conductance	n/a	=	530	µmhos/cm	SM 2510 B	0.23	2	WKL	
MO-VEN	2012/13-2	Wet	11/18/2012 10:05:00 AM	11/21/2012 11:58:00 AM	Total Dissolved Solids	n/a	=	300	mg/L	SM 2540 C	4	10	WKL	
MO-VEN	2012/13-2	Wet	11/18/2012 10:05:00 AM	11/26/2012 10:48:00 AM	Total Organic Carbon	n/a	=	28	mg/L	SM 5310 C	0.18	6	WKL	D
MO-VEN	2012/13-2	Wet	11/18/2012 10:05:00 AM	11/20/2012 7:20:00 PM	Total Suspended Solids	n/a	=	380	mg/L	SM 2540 D	5	5	WKL	
MO-VEN	2012/13-2	Wet	11/18/2012 10:05:00 AM	11/19/2012 10:13:00 PM	Turbidity	n/a	=	74	NTU	EPA 180.1	0.024	0.1	WKL	
MO-VEN	2012/13-2	Wet	11/18/2012 10:05:00 AM	11/20/2012 7:20:00 PM	Volatile Suspended Solids	n/a	=	100	mg/L	EPA 160.4	3.1	5	WKL	
MO-VEN	2012/13-2	Wet	11/18/2012 10:05:00 AM	12/3/2012 5:43:00 PM	Aluminum	Dissolved	=	11	µg/L	EPA 200.8	0.61	5	WKL	
MO-VEN	2012/13-2	Wet	11/18/2012 10:05:00 AM	12/3/2012 5:51:00 PM	Aluminum	Total	=	4400	µg/L	EPA 200.8	0.61	5	WKL	
MO-VEN	2012/13-2	Wet	11/18/2012 10:05:00 AM	12/3/2012 5:43:00 PM	Antimony	Dissolved	=	1.4	µg/L	EPA 200.8	0.04	0.5	WKL	
MO-VEN	2012/13-2	Wet	11/18/2012 10:05:00 AM	12/3/2012 5:51:00 PM	Antimony	Total	=	2.5	µg/L	EPA 200.8	0.04	0.5	WKL	
MO-VEN	2012/13-2	Wet	11/18/2012 10:05:00 AM	12/3/2012 5:43:00 PM	Arsenic	Dissolved	=	2.4	µg/L	EPA 200.8	0.036	0.4	WKL	
MO-VEN	2012/13-2	Wet	11/18/2012 10:05:00 AM	12/3/2012 5:51:00 PM	Arsenic	Total	=	6.6	µg/L	EPA 200.8	0.036	0.4	WKL	
MO-VEN	2012/13-2	Wet	11/18/2012 10:05:00 AM	12/3/2012 5:43:00 PM	Beryllium	Dissolved	<	0.088	µg/L	EPA 200.8	0.088	0.1	WKL	
MO-VEN	2012/13-2	Wet	11/18/2012 10:05:00 AM	12/3/2012 5:51:00 PM	Beryllium	Total	=	0.2	µg/L	EPA 200.8	0.088	0.1	WKL	
MO-VEN	2012/13-2	Wet	11/18/2012 10:05:00 AM	12/3/2012 5:43:00 PM	Cadmium	Dissolved	DNQ	0.04	µg/L	EPA 200.8	0.02	0.1	WKL	
MO-VEN	2012/13-2	Wet	11/18/2012 10:05:00 AM	12/3/2012 5:51:00 PM	Cadmium	Total	=	0.98	µg/L	EPA 200.8	0.02	0.1	WKL	
MO-VEN	2012/13-2	Wet	11/18/2012 10:05:00 AM	12/3/2012 5:43:00 PM	Chromium	Dissolved	=	0.47	µg/L	EPA 200.8	0.074	0.2	WKL	
MO-VEN	2012/13-2	Wet	11/18/2012 10:05:00 AM	12/3/2012 5:51:00 PM	Chromium	Total	=	11	µg/L	EPA 200.8	0.074	0.2	WKL	
MO-VEN	2012/13-2	Wet	11/18/2012 10:05:00 AM	12/3/2012 7:33:00 PM	Chromium VI	n/a	=	0.34	µg/L	EPA 218.6	0.0059	0.3	WKL	
MO-VEN	2012/13-2	Wet	11/18/2012 10:05:00 AM	12/3/2012 5:43:00 PM	Copper	Dissolved	=	7.5	µg/L	EPA 200.8	0.27	0.5	WKL	
MO-VEN	2012/13-2	Wet	11/18/2012 10:05:00 AM	12/3/2012 5:51:00 PM	Copper	Total	=	280	µg/L	EPA 200.8	0.27	0.5	WKL	
MO-VEN	2012/13-2	Wet	11/18/2012 10:05:00 AM	11/28/2012 12:16:00 PM	Iron	Dissolved	=	200	µg/L	EPA 200.7	1.1	10	WKL	
MO-VEN	2012/13-2	Wet	11/18/2012 10:05:00 AM	11/28/2012 12:18:00 PM	Iron	Total	=	9000	µg/L	EPA 200.7	1.1	10	WKL	
MO-VEN	2012/13-2	Wet	11/18/2012 10:05:00 AM	12/3/2012 5:43:00 PM	Lead	Dissolved	=	0.29	µg/L	EPA 200.8	0.011	0.2	WKL	
MO-VEN	2012/13-2	Wet	11/18/2012 10:05:00 AM	12/3/2012 5:51:00 PM	Lead	Total	=	22	µg/L	EPA 200.8	0.011	0.2	WKL	
MO-VEN	2012/13-2	Wet	11/18/2012 10:05:00 AM	12/11/2012 3:45:00 PM	Mercury	Dissolved	DNQ	25	ng/L	EPA 245.1	3.9	50	WKL	
MO-VEN	2012/13-2	Wet	11/18/2012 10:05:00 AM	12/11/2012 3:45:00 PM	Mercury	Total	=	85	ng/L	EPA 245.1	3.9	50	WKL	
MO-VEN	2012/13-2	Wet	11/18/2012 10:05:00 AM	12/3/2012 5:43:00 PM	Nickel	Dissolved	=	5.3	µg/L	EPA 200.8	0.13	0.8	WKL	
MO-VEN	2012/13-2	Wet	11/18/2012 10:05:00 AM	12/3/2012 5:51:00 PM	Nickel	Total	=	20	µg/L	EPA 200.8	0.13	0.8	WKL	

Appendix G
Laboratory Environmental Analysis Results

Site ID	Event	Event Type	Sample Date	Analysis Date	Constituent	Fraction	Sign	Result	Units	Method	MDL	Reporting Limit	Analyzing Laboratory	Qualifier
MO-VEN	2012/13-2	Wet	11/18/2012 10:05:00 AM	12/3/2012 5:43:00 PM	Selenium	Dissolved	=	0.99	µg/L	EPA 200.8	0.28	0.4	WKL	
MO-VEN	2012/13-2	Wet	11/18/2012 10:05:00 AM	12/3/2012 5:51:00 PM	Selenium	Total	=	2.3	µg/L	EPA 200.8	0.28	0.4	WKL	
MO-VEN	2012/13-2	Wet	11/18/2012 10:05:00 AM	12/3/2012 5:43:00 PM	Silver	Dissolved	<	0.027	µg/L	EPA 200.8	0.027	0.2	WKL	
MO-VEN	2012/13-2	Wet	11/18/2012 10:05:00 AM	12/3/2012 5:51:00 PM	Silver	Total	=	0.2	µg/L	EPA 200.8	0.027	0.2	WKL	
MO-VEN	2012/13-2	Wet	11/18/2012 10:05:00 AM	12/3/2012 5:43:00 PM	Thallium	Dissolved	<	0.009	µg/L	EPA 200.8	0.009	0.2	WKL	
MO-VEN	2012/13-2	Wet	11/18/2012 10:05:00 AM	12/3/2012 5:51:00 PM	Thallium	Total	DNQ	0.11	µg/L	EPA 200.8	0.009	0.2	WKL	
MO-VEN	2012/13-2	Wet	11/18/2012 10:05:00 AM	12/3/2012 5:43:00 PM	Zinc	Dissolved	=	17	µg/L	EPA 200.8	1.1	5	WKL	
MO-VEN	2012/13-2	Wet	11/18/2012 10:05:00 AM	12/3/2012 5:51:00 PM	Zinc	Total	=	600	µg/L	EPA 200.8	1.1	5	WKL	
MO-VEN	2012/13-2	Wet	11/18/2012 10:05:00 AM	12/5/2012 5:41:00 PM	Ammonia as N	n/a	=	0.88	mg/L	EPA 350.1	0.048	0.1	WKL	
MO-VEN	2012/13-2	Wet	11/18/2012 10:05:00 AM	11/19/2012 6:55:00 PM	Nitrate + Nitrite as N	n/a	=	1.2	mg/L	EPA 353.2	0.01	0.1	WKL	
MO-VEN	2012/13-2	Wet	11/18/2012 10:05:00 AM	12/14/2012 12:58:00 PM	Phosphorus as P	Dissolved	=	0.39	mg/L	EPA 365.1	0.007	0.05	WKL	D
MO-VEN	2012/13-2	Wet	11/18/2012 10:05:00 AM	12/14/2012 11:32:00 AM	Phosphorus as P	Total	=	1.6	mg/L	EPA 365.1	0.035	0.25	WKL	DG
MO-VEN	2012/13-2	Wet	11/18/2012 10:05:00 AM	11/28/2012 4:19:00 PM	TKN	n/a	=	6.4	mg/L	EPA 351.2	0.15	0.2	WKL	D
MO-VEN	2012/13-2	Wet	11/18/2012 10:05:00 AM	11/28/2012 1:36:00 AM	1,2,4-Trichlorobenzene	n/a	<	2.2	µg/L	EPA 625	2.2	4	WKL	D, DF
MO-VEN	2012/13-2	Wet	11/18/2012 10:05:00 AM	11/28/2012 1:36:00 AM	1,2-Dichlorobenzene	n/a	<	2.3	µg/L	EPA 625	2.3	4	WKL	D, DF
MO-VEN	2012/13-2	Wet	11/18/2012 10:05:00 AM	11/28/2012 1:36:00 AM	1,2-Diphenylhydrazine	n/a	<	1	µg/L	EPA 625	1	4	WKL	D, DF
MO-VEN	2012/13-2	Wet	11/18/2012 10:05:00 AM	11/28/2012 1:36:00 AM	1,3-Dichlorobenzene	n/a	<	2.1	µg/L	EPA 625	2.1	4	WKL	D, DF
MO-VEN	2012/13-2	Wet	11/18/2012 10:05:00 AM	11/28/2012 1:36:00 AM	1,4-Dichlorobenzene	n/a	<	2.2	µg/L	EPA 625	2.2	4	WKL	D, DF
MO-VEN	2012/13-2	Wet	11/18/2012 10:05:00 AM	11/29/2012 3:00:00 AM	1-Methylnaphthalene	n/a	<	0.4	µg/L	EPA 8270Cm	0.4	0.4	WKL	D, DF
MO-VEN	2012/13-2	Wet	11/18/2012 10:05:00 AM	11/29/2012 7:33:00 PM	2,4,5-Trichlorophenol	n/a	<	1.2	µg/L	EPA 8270Cm	1.2	4	WKL	D, DF
MO-VEN	2012/13-2	Wet	11/18/2012 10:05:00 AM	11/29/2012 7:33:00 PM	2,4,6-Trichlorophenol	n/a	<	1.2	µg/L	EPA 8270Cm	1.2	4	WKL	D, DF, EUM
MO-VEN	2012/13-2	Wet	11/18/2012 10:05:00 AM	11/29/2012 7:33:00 PM	2,4-Dichlorophenol	n/a	<	2	µg/L	EPA 8270Cm	2	4	WKL	D, DF
MO-VEN	2012/13-2	Wet	11/18/2012 10:05:00 AM	11/29/2012 7:33:00 PM	2,4-Dimethylphenol	n/a	<	4	µg/L	EPA 8270Cm	4	8	WKL	D, DF
MO-VEN	2012/13-2	Wet	11/18/2012 10:05:00 AM	11/29/2012 7:33:00 PM	2,4-Dinitrophenol	n/a	<	4	µg/L	EPA 8270Cm	4	8	WKL	D, DF
MO-VEN	2012/13-2	Wet	11/18/2012 10:05:00 AM	11/28/2012 1:36:00 AM	2,4-Dinitrotoluene	n/a	<	0.72	µg/L	EPA 625	0.72	4	WKL	D, DF
MO-VEN	2012/13-2	Wet	11/18/2012 10:05:00 AM	11/28/2012 1:36:00 AM	2,6-Dinitrotoluene	n/a	<	1.1	µg/L	EPA 625	1.1	4	WKL	D, DF
MO-VEN	2012/13-2	Wet	11/18/2012 10:05:00 AM	11/28/2012 1:36:00 AM	2-Chloronaphthalene	n/a	<	1.8	µg/L	EPA 625	1.8	4	WKL	D, DF
MO-VEN	2012/13-2	Wet	11/18/2012 10:05:00 AM	11/29/2012 7:33:00 PM	2-Chlorophenol	n/a	<	2.6	µg/L	EPA 8270Cm	2.6	4	WKL	D, DF, EUM
MO-VEN	2012/13-2	Wet	11/18/2012 10:05:00 AM	11/29/2012 3:00:00 AM	2-Methylnaphthalene	n/a	<	0.4	µg/L	EPA 8270Cm	0.4	0.4	WKL	D, DF
MO-VEN	2012/13-2	Wet	11/18/2012 10:05:00 AM	11/29/2012 7:33:00 PM	2-Methylphenol	n/a	<	1.4	µg/L	EPA 8270Cm	1.4	4	WKL	D, DF
MO-VEN	2012/13-2	Wet	11/18/2012 10:05:00 AM	11/29/2012 7:33:00 PM	2-Nitrophenol	n/a	<	2.8	µg/L	EPA 8270Cm	2.8	4	WKL	D, DF
MO-VEN	2012/13-2	Wet	11/18/2012 10:05:00 AM	11/28/2012 1:36:00 AM	3,3'-Dichlorobenzidine	n/a	<	4.8	µg/L	EPA 625	4.8	20	WKL	D, DF
MO-VEN	2012/13-2	Wet	11/18/2012 10:05:00 AM	11/29/2012 7:33:00 PM	3-/4-Methylphenol	n/a	<	1.2	µg/L	EPA 8270Cm	1.2	4	WKL	D, DF
MO-VEN	2012/13-2	Wet	11/18/2012 10:05:00 AM	11/29/2012 7:33:00 PM	4,6-Dinitro-2-methylphenol	n/a	<	0.56	µg/L	EPA 8270Cm	0.56	4	WKL	D, DF
MO-VEN	2012/13-2	Wet	11/18/2012 10:05:00 AM	11/28/2012 1:36:00 AM	4-Bromophenyl phenyl ether	n/a	<	1.4	µg/L	EPA 625	1.4	4	WKL	D, DF
MO-VEN	2012/13-2	Wet	11/18/2012 10:05:00 AM	11/29/2012 7:33:00 PM	4-Chloro-3-methylphenol	n/a	<	1.5	µg/L	EPA 8270Cm	1.5	4	WKL	D, DF
MO-VEN	2012/13-2	Wet	11/18/2012 10:05:00 AM	11/28/2012 1:36:00 AM	4-Chlorophenyl phenyl ether	n/a	<	1.6	µg/L	EPA 625	1.6	4	WKL	D, DF
MO-VEN	2012/13-2	Wet	11/18/2012 10:05:00 AM	11/29/2012 7:33:00 PM	4-Nitrophenol	n/a	<	4	µg/L	EPA 8270Cm	4	8	WKL	D, DF
MO-VEN	2012/13-2	Wet	11/18/2012 10:05:00 AM	11/29/2012 3:00:00 AM	Acenaphthene	n/a	<	0.4	µg/L	EPA 8270Cm	0.4	0.4	WKL	D, DF, EUM
MO-VEN	2012/13-2	Wet	11/18/2012 10:05:00 AM	11/29/2012 3:00:00 AM	Acenaphthylene	n/a	<	0.4	µg/L	EPA 8270Cm	0.4	0.4	WKL	D, DF
MO-VEN	2012/13-2	Wet	11/18/2012 10:05:00 AM	11/29/2012 3:00:00 AM	Anthracene	n/a	<	0.4	µg/L	EPA 8270Cm	0.4	0.4	WKL	D, DF
MO-VEN	2012/13-2	Wet	11/18/2012 10:05:00 AM	11/29/2012 3:00:00 AM	Benz(a)anthracene	n/a	<	0.4	µg/L	EPA 8270Cm	0.4	0.4	WKL	D, DF
MO-VEN	2012/13-2	Wet	11/18/2012 10:05:00 AM	11/28/2012 1:36:00 AM	Benzidine	n/a	<	15	µg/L	EPA 625	15	40	WKL	D, DF
MO-VEN	2012/13-2	Wet	11/18/2012 10:05:00 AM	12/4/2012 5:54:00 AM	Benzo(a)pyrene	n/a	<	0.07	µg/L	EPA 525.2	0.07	0.1	WKL	
MO-VEN	2012/13-2	Wet	11/18/2012 10:05:00 AM	11/29/2012 3:00:00 AM	Benzo(b)fluoranthene	n/a	<	0.4	µg/L	EPA 8270Cm	0.4	0.4	WKL	D, DF
MO-VEN	2012/13-2	Wet	11/18/2012 10:05:00 AM	11/29/2012 3:00:00 AM	Benzo(g,h,i)perylene	n/a	<	0.4	µg/L	EPA 8270Cm	0.4	0.4	WKL	D, DF
MO-VEN	2012/13-2	Wet	11/18/2012 10:05:00 AM	11/29/2012 3:00:00 AM	Benzo(k)fluoranthene	n/a	<	0.4	µg/L	EPA 8270Cm	0.4	0.4	WKL	D, DF
MO-VEN	2012/13-2	Wet	11/18/2012 10:05:00 AM	11/28/2012 1:36:00 AM	Bis(2-chloroethoxy)methane	n/a	<	1	µg/L	EPA 625	1	4	WKL	D, DF

Appendix G
Laboratory Environmental Analysis Results

Site ID	Event	Event Type	Sample Date	Analysis Date	Constituent	Fraction	Sign	Result	Units	Method	MDL	Reporting Limit	Analyzing Laboratory	Qualifier
MO-VEN	2012/13-2	Wet	11/18/2012 10:05:00 AM	11/28/2012 1:36:00 AM	Bis(2-chloroethyl)ether	n/a	<	1.1	µg/L	EPA 625	1.1	4	WKL	D, DF
MO-VEN	2012/13-2	Wet	11/18/2012 10:05:00 AM	11/28/2012 1:36:00 AM	Bis(2-chloroisopropyl)ether	n/a	<	1.5	µg/L	EPA 625	1.5	4	WKL	D, DF
MO-VEN	2012/13-2	Wet	11/18/2012 10:05:00 AM	12/4/2012 5:54:00 AM	Bis(2-ethylhexyl)adipate	n/a	<	0.1	µg/L	EPA 525.2	0.1	5	WKL	
MO-VEN	2012/13-2	Wet	11/18/2012 10:05:00 AM	12/4/2012 5:54:00 AM	Bis(2-ethylhexyl)phthalate	n/a	DNQ	1.9	µg/L	EPA 525.2	1.1	3	WKL	
MO-VEN	2012/13-2	Wet	11/18/2012 10:05:00 AM	11/28/2012 1:36:00 AM	Butyl benzyl phthalate	n/a	<	0.72	µg/L	EPA 625	0.72	4	WKL	D, DF
MO-VEN	2012/13-2	Wet	11/18/2012 10:05:00 AM	11/29/2012 3:00:00 AM	Chrysene	n/a	<	0.4	µg/L	EPA 8270Cm	0.4	0.4	WKL	D, DF
MO-VEN	2012/13-2	Wet	11/18/2012 10:05:00 AM	11/29/2012 3:00:00 AM	Dibenz(a,h)anthracene	n/a	<	0.4	µg/L	EPA 8270Cm	0.4	0.4	WKL	D, DF
MO-VEN	2012/13-2	Wet	11/18/2012 10:05:00 AM	11/28/2012 1:36:00 AM	Diethyl phthalate	n/a	DNQ	0.64	µg/L	EPA 625	0.6	4	WKL	D, DF
MO-VEN	2012/13-2	Wet	11/18/2012 10:05:00 AM	11/28/2012 1:36:00 AM	Dimethyl phthalate	n/a	<	0.72	µg/L	EPA 625	0.72	4	WKL	D, DF
MO-VEN	2012/13-2	Wet	11/18/2012 10:05:00 AM	11/28/2012 1:36:00 AM	Di-n-butylphthalate	n/a	<	0.96	µg/L	EPA 625	0.96	4	WKL	D, DF
MO-VEN	2012/13-2	Wet	11/18/2012 10:05:00 AM	11/28/2012 1:36:00 AM	Di-n-octylphthalate	n/a	<	0.76	µg/L	EPA 625	0.76	4	WKL	D, DF
MO-VEN	2012/13-2	Wet	11/18/2012 10:05:00 AM	11/29/2012 3:00:00 AM	Fluoranthene	n/a	<	0.4	µg/L	EPA 8270Cm	0.4	0.4	WKL	D, DF
MO-VEN	2012/13-2	Wet	11/18/2012 10:05:00 AM	11/29/2012 3:00:00 AM	Fluorene	n/a	<	0.4	µg/L	EPA 8270Cm	0.4	0.4	WKL	D, DF, EUM
MO-VEN	2012/13-2	Wet	11/18/2012 10:05:00 AM	11/28/2012 1:36:00 AM	Hexachlorobenzene	n/a	<	2	µg/L	EPA 625	2	4	WKL	D, DF
MO-VEN	2012/13-2	Wet	11/18/2012 10:05:00 AM	11/28/2012 1:36:00 AM	Hexachlorobutadiene	n/a	<	1.9	µg/L	EPA 625	1.9	4	WKL	D, DF
MO-VEN	2012/13-2	Wet	11/18/2012 10:05:00 AM	11/28/2012 1:36:00 AM	Hexachlorocyclopentadiene	n/a	<	5.8	µg/L	EPA 625	5.8	20	WKL	D, DF
MO-VEN	2012/13-2	Wet	11/18/2012 10:05:00 AM	11/28/2012 1:36:00 AM	Hexachloroethane	n/a	<	2.1	µg/L	EPA 625	2.1	4	WKL	D, DF
MO-VEN	2012/13-2	Wet	11/18/2012 10:05:00 AM	11/29/2012 3:00:00 AM	Indeno(1,2,3-cd)pyrene	n/a	<	0.4	µg/L	EPA 8270Cm	0.4	0.4	WKL	D, DF
MO-VEN	2012/13-2	Wet	11/18/2012 10:05:00 AM	11/28/2012 1:36:00 AM	Isophorone	n/a	<	0.84	µg/L	EPA 625	0.84	4	WKL	D, DF
MO-VEN	2012/13-2	Wet	11/18/2012 10:05:00 AM	11/29/2012 3:00:00 AM	Naphthalene	n/a	<	0.4	µg/L	EPA 8270Cm	0.4	0.4	WKL	D, DF
MO-VEN	2012/13-2	Wet	11/18/2012 10:05:00 AM	11/28/2012 1:36:00 AM	Nitrobenzene	n/a	<	1.4	µg/L	EPA 625	1.4	4	WKL	D, DF
MO-VEN	2012/13-2	Wet	11/18/2012 10:05:00 AM	11/28/2012 1:36:00 AM	N-Nitrosodimethylamine	n/a	<	0.56	µg/L	EPA 625	0.56	4	WKL	D, DF, EUM
MO-VEN	2012/13-2	Wet	11/18/2012 10:05:00 AM	11/28/2012 1:36:00 AM	N-Nitrosodi-N-propylamine	n/a	<	1	µg/L	EPA 625	1	4	WKL	D, DF
MO-VEN	2012/13-2	Wet	11/18/2012 10:05:00 AM	11/28/2012 1:36:00 AM	N-Nitrosodiphenylamine	n/a	<	0.76	µg/L	EPA 625	0.76	4	WKL	D, DF
MO-VEN	2012/13-2	Wet	11/18/2012 10:05:00 AM	11/29/2012 3:00:00 AM	Phenanthrene	n/a	<	0.4	µg/L	EPA 8270Cm	0.4	0.4	WKL	D, DF, EUM
MO-VEN	2012/13-2	Wet	11/18/2012 10:05:00 AM	11/29/2012 7:33:00 PM	Phenol	n/a	<	1.4	µg/L	EPA 8270Cm	1.4	4	WKL	D, DF
MO-VEN	2012/13-2	Wet	11/18/2012 10:05:00 AM	11/29/2012 3:00:00 AM	Pyrene	n/a	<	0.4	µg/L	EPA 8270Cm	0.4	0.4	WKL	D, DF, EUM
MO-VEN	2012/13-2	Wet	11/18/2012 10:05:00 AM	11/28/2012 3:41:00 AM	PCB Aroclor 1016	n/a	<	0.05	µg/L	EPA 608	0.05	0.5	WKL	
MO-VEN	2012/13-2	Wet	11/18/2012 10:05:00 AM	11/28/2012 3:41:00 AM	PCB Aroclor 1221	n/a	<	0.06	µg/L	EPA 608	0.06	0.5	WKL	
MO-VEN	2012/13-2	Wet	11/18/2012 10:05:00 AM	11/28/2012 3:41:00 AM	PCB Aroclor 1232	n/a	<	0.15	µg/L	EPA 608	0.15	0.5	WKL	
MO-VEN	2012/13-2	Wet	11/18/2012 10:05:00 AM	11/28/2012 3:41:00 AM	PCB Aroclor 1242	n/a	<	0.07	µg/L	EPA 608	0.07	0.5	WKL	
MO-VEN	2012/13-2	Wet	11/18/2012 10:05:00 AM	11/28/2012 3:41:00 AM	PCB Aroclor 1248	n/a	<	0.06	µg/L	EPA 608	0.06	0.5	WKL	
MO-VEN	2012/13-2	Wet	11/18/2012 10:05:00 AM	11/28/2012 3:41:00 AM	PCB Aroclor 1254	n/a	<	0.04	µg/L	EPA 608	0.04	0.5	WKL	
MO-VEN	2012/13-2	Wet	11/18/2012 10:05:00 AM	11/28/2012 3:41:00 AM	PCB Aroclor 1260	n/a	<	0.04	µg/L	EPA 608	0.04	0.5	WKL	
MO-VEN	2012/13-2	Wet	11/18/2012 10:05:00 AM	12/1/2012 11:57:00 PM	2,4,5-T	n/a	<	0.07	µg/L	EPA 515.3	0.07	0.2	WKL	
MO-VEN	2012/13-2	Wet	11/18/2012 10:05:00 AM	12/1/2012 11:57:00 PM	2,4,5-TP	n/a	<	0.09	µg/L	EPA 515.3	0.09	0.2	WKL	
MO-VEN	2012/13-2	Wet	11/18/2012 10:05:00 AM	12/1/2012 11:57:00 PM	2,4-D	n/a	<	0.07	µg/L	EPA 515.3	0.07	0.4	WKL	
MO-VEN	2012/13-2	Wet	11/18/2012 10:05:00 AM	12/1/2012 11:57:00 PM	2,4-DB	n/a	<	0.07	µg/L	EPA 515.3	0.07	2	WKL	
MO-VEN	2012/13-2	Wet	11/18/2012 10:05:00 AM	12/1/2012 11:57:00 PM	3,5-Dichlorobenzoic acid	n/a	<	0.09	µg/L	EPA 515.3	0.09	1	WKL	
MO-VEN	2012/13-2	Wet	11/18/2012 10:05:00 AM	11/28/2012 3:41:00 AM	4,4'-DDD	n/a	<	0.003	µg/L	EPA 608	0.003	0.05	WKL	
MO-VEN	2012/13-2	Wet	11/18/2012 10:05:00 AM	11/28/2012 3:41:00 AM	4,4'-DDE	n/a	<	0.0025	µg/L	EPA 608	0.0025	0.05	WKL	
MO-VEN	2012/13-2	Wet	11/18/2012 10:05:00 AM	11/28/2012 3:41:00 AM	4,4'-DDT	n/a	<	0.0031	µg/L	EPA 608	0.0031	0.01	WKL	
MO-VEN	2012/13-2	Wet	11/18/2012 10:05:00 AM	12/1/2012 11:57:00 PM	Acifluorfen	n/a	<	0.06	µg/L	EPA 515.3	0.06	0.4	WKL	
MO-VEN	2012/13-2	Wet	11/18/2012 10:05:00 AM	12/4/2012 5:54:00 AM	Alachlor	n/a	<	0.022	µg/L	EPA 525.2	0.022	0.1	WKL	
MO-VEN	2012/13-2	Wet	11/18/2012 10:05:00 AM	11/28/2012 3:41:00 AM	Aldrin	n/a	<	0.0015	µg/L	EPA 608	0.0015	0.005	WKL	
MO-VEN	2012/13-2	Wet	11/18/2012 10:05:00 AM	11/28/2012 3:41:00 AM	alpha-BHC	n/a	<	0.0018	µg/L	EPA 608	0.0018	0.01	WKL	
MO-VEN	2012/13-2	Wet	11/18/2012 10:05:00 AM	11/28/2012 3:41:00 AM	alpha-Chlordane	n/a	<	0.0041	µg/L	EPA 608	0.0041	0.01	WKL	
MO-VEN	2012/13-2	Wet	11/18/2012 10:05:00 AM	12/4/2012 5:54:00 AM	Atrazine	n/a	<	0.034	µg/L	EPA 525.2	0.034	0.1	WKL	

Appendix G
Laboratory Environmental Analysis Results

Site ID	Event	Event Type	Sample Date	Analysis Date	Constituent	Fraction	Sign	Result	Units	Method	MDL	Reporting Limit	Analyzing Laboratory	Qualifier
MO-VEN	2012/13-2	Wet	11/18/2012 10:05:00 AM	12/13/2012 2:49:00 PM	Azinphos methyl	n/a	<	0.0055	µg/L	EPA 525.2	0.0055	0.01	WKL	EUM
MO-VEN	2012/13-2	Wet	11/18/2012 10:05:00 AM	12/1/2012 11:57:00 PM	Bentazon	n/a	<	0.11	µg/L	EPA 515.3	0.11	2	WKL	
MO-VEN	2012/13-2	Wet	11/18/2012 10:05:00 AM	11/28/2012 3:41:00 AM	beta-BHC	n/a	<	0.0031	µg/L	EPA 608	0.0031	0.005	WKL	
MO-VEN	2012/13-2	Wet	11/18/2012 10:05:00 AM	12/13/2012 2:49:00 PM	Bolstar	n/a	<	0.0046	µg/L	EPA 525.2	0.0046	0.01	WKL	
MO-VEN	2012/13-2	Wet	11/18/2012 10:05:00 AM	12/4/2012 5:54:00 AM	Bromacil	n/a	<	0.038	µg/L	EPA 525.2	0.038	1	WKL	
MO-VEN	2012/13-2	Wet	11/18/2012 10:05:00 AM	12/4/2012 5:54:00 AM	Butachlor	n/a	<	0.017	µg/L	EPA 525.2	0.017	0.2	WKL	
MO-VEN	2012/13-2	Wet	11/18/2012 10:05:00 AM	12/4/2012 5:54:00 AM	Captan	n/a	<	0.86	µg/L	EPA 525.2	0.86	1	WKL	
MO-VEN	2012/13-2	Wet	11/18/2012 10:05:00 AM	11/28/2012 3:41:00 AM	Chlordane (technical)	n/a	<	0.08	µg/L	EPA 608	0.08	0.1	WKL	
MO-VEN	2012/13-2	Wet	11/18/2012 10:05:00 AM	12/4/2012 5:54:00 AM	Chloropropham	n/a	<	0.01	µg/L	EPA 525.2	0.01	0.1	WKL	
MO-VEN	2012/13-2	Wet	11/18/2012 10:05:00 AM	12/13/2012 2:49:00 PM	Chlorpyrifos	n/a	=	0.047	µg/L	EPA 525.2	0.0069	0.01	WKL	
MO-VEN	2012/13-2	Wet	11/18/2012 10:05:00 AM	12/13/2012 2:49:00 PM	Coumaphos	n/a	<	0.0051	µg/L	EPA 525.2	0.0051	0.01	WKL	
MO-VEN	2012/13-2	Wet	11/18/2012 10:05:00 AM	12/4/2012 5:54:00 AM	Cyanazine	n/a	<	0.024	µg/L	EPA 525.2	0.024	0.1	WKL	
MO-VEN	2012/13-2	Wet	11/18/2012 10:05:00 AM	12/1/2012 11:57:00 PM	Dalapon	n/a	<	0.1	µg/L	EPA 515.3	0.1	0.4	WKL	
MO-VEN	2012/13-2	Wet	11/18/2012 10:05:00 AM	12/1/2012 11:57:00 PM	DCPA (Dacthal)	n/a	<	0.07	µg/L	EPA 515.3	0.07	0.1	WKL	
MO-VEN	2012/13-2	Wet	11/18/2012 10:05:00 AM	11/28/2012 3:41:00 AM	delta-BHC	n/a	<	0.0025	µg/L	EPA 608	0.0025	0.005	WKL	
MO-VEN	2012/13-2	Wet	11/18/2012 10:05:00 AM	12/13/2012 2:49:00 PM	Demeton-O	n/a	<	0.01	µg/L	EPA 525.2	0.01	0.01	WKL	
MO-VEN	2012/13-2	Wet	11/18/2012 10:05:00 AM	12/13/2012 2:49:00 PM	Demeton-S	n/a	<	0.01	µg/L	EPA 525.2	0.01	0.01	WKL	
MO-VEN	2012/13-2	Wet	11/18/2012 10:05:00 AM	12/13/2012 2:49:00 PM	Diazinon	n/a	<	0.0052	µg/L	EPA 525.2	0.0052	0.01	WKL	
MO-VEN	2012/13-2	Wet	11/18/2012 10:05:00 AM	12/1/2012 11:57:00 PM	Dicamba	n/a	<	0.12	µg/L	EPA 515.3	0.12	0.6	WKL	
MO-VEN	2012/13-2	Wet	11/18/2012 10:05:00 AM	12/1/2012 11:57:00 PM	Dichlorprop	n/a	<	0.08	µg/L	EPA 515.3	0.08	0.3	WKL	
MO-VEN	2012/13-2	Wet	11/18/2012 10:05:00 AM	12/13/2012 2:49:00 PM	Dichlorvos	n/a	<	0.0029	µg/L	EPA 525.2	0.0029	0.01	WKL	
MO-VEN	2012/13-2	Wet	11/18/2012 10:05:00 AM	11/28/2012 3:41:00 AM	Dieldrin	n/a	<	0.0021	µg/L	EPA 608	0.0021	0.01	WKL	
MO-VEN	2012/13-2	Wet	11/18/2012 10:05:00 AM	12/13/2012 2:49:00 PM	Dimethoate	n/a	<	0.0062	µg/L	EPA 525.2	0.0062	0.01	WKL	
MO-VEN	2012/13-2	Wet	11/18/2012 10:05:00 AM	12/1/2012 11:57:00 PM	Dinoseb	n/a	<	0.14	µg/L	EPA 515.3	0.14	0.4	WKL	
MO-VEN	2012/13-2	Wet	11/18/2012 10:05:00 AM	12/4/2012 5:54:00 AM	Diphenamid	n/a	<	0.024	µg/L	EPA 525.2	0.024	0.1	WKL	
MO-VEN	2012/13-2	Wet	11/18/2012 10:05:00 AM	12/13/2012 2:49:00 PM	Disulfoton	n/a	<	0.01	µg/L	EPA 525.2	0.01	0.01	WKL	
MO-VEN	2012/13-2	Wet	11/18/2012 10:05:00 AM	11/28/2012 3:41:00 AM	Endosulfan I	n/a	<	0.0017	µg/L	EPA 608	0.0017	0.02	WKL	
MO-VEN	2012/13-2	Wet	11/18/2012 10:05:00 AM	11/28/2012 3:41:00 AM	Endosulfan II	n/a	<	0.0019	µg/L	EPA 608	0.0019	0.01	WKL	
MO-VEN	2012/13-2	Wet	11/18/2012 10:05:00 AM	11/28/2012 3:41:00 AM	Endosulfan sulfate	n/a	<	0.008	µg/L	EPA 608	0.008	0.05	WKL	
MO-VEN	2012/13-2	Wet	11/18/2012 10:05:00 AM	11/28/2012 3:41:00 AM	Endrin	n/a	<	0.0028	µg/L	EPA 608	0.0028	0.01	WKL	
MO-VEN	2012/13-2	Wet	11/18/2012 10:05:00 AM	11/28/2012 3:41:00 AM	Endrin aldehyde	n/a	<	0.003	µg/L	EPA 608	0.003	0.01	WKL	
MO-VEN	2012/13-2	Wet	11/18/2012 10:05:00 AM	12/4/2012 5:54:00 AM	EPTC	n/a	<	0.017	µg/L	EPA 525.2	0.017	1	WKL	
MO-VEN	2012/13-2	Wet	11/18/2012 10:05:00 AM	12/13/2012 2:49:00 PM	Ethoprop	n/a	<	0.0067	µg/L	EPA 525.2	0.0067	0.01	WKL	
MO-VEN	2012/13-2	Wet	11/18/2012 10:05:00 AM	12/13/2012 2:49:00 PM	Ethyl parathion	n/a	<	0.0054	µg/L	EPA 525.2	0.0054	0.01	WKL	
MO-VEN	2012/13-2	Wet	11/18/2012 10:05:00 AM	12/13/2012 2:49:00 PM	Fensulfothion	n/a	<	0.0029	µg/L	EPA 525.2	0.0029	0.01	WKL	
MO-VEN	2012/13-2	Wet	11/18/2012 10:05:00 AM	12/13/2012 2:49:00 PM	Fenthion	n/a	<	0.0038	µg/L	EPA 525.2	0.0038	0.01	WKL	
MO-VEN	2012/13-2	Wet	11/18/2012 10:05:00 AM	11/28/2012 3:41:00 AM	gamma-BHC (Lindane)	n/a	<	0.0021	µg/L	EPA 608	0.0021	0.02	WKL	
MO-VEN	2012/13-2	Wet	11/18/2012 10:05:00 AM	11/28/2012 3:41:00 AM	gamma-Chlordane	n/a	<	0.0044	µg/L	EPA 608	0.0044	0.01	WKL	
MO-VEN	2012/13-2	Wet	11/18/2012 10:05:00 AM	11/28/2012 6:40:00 PM	Glyphosate	n/a	=	94	µg/L	EPA 547	9	25	WKL	D
MO-VEN	2012/13-2	Wet	11/18/2012 10:05:00 AM	11/28/2012 3:41:00 AM	Heptachlor	n/a	<	0.0017	µg/L	EPA 608	0.0017	0.01	WKL	
MO-VEN	2012/13-2	Wet	11/18/2012 10:05:00 AM	11/28/2012 3:41:00 AM	Heptachlor epoxide	n/a	<	0.0019	µg/L	EPA 608	0.0019	0.01	WKL	
MO-VEN	2012/13-2	Wet	11/18/2012 10:05:00 AM	12/13/2012 2:49:00 PM	Malathion	n/a	=	0.065	µg/L	EPA 525.2	0.0076	0.01	WKL	
MO-VEN	2012/13-2	Wet	11/18/2012 10:05:00 AM	12/13/2012 2:49:00 PM	Merphos	n/a	<	0.0058	µg/L	EPA 525.2	0.0058	0.01	WKL	
MO-VEN	2012/13-2	Wet	11/18/2012 10:05:00 AM	11/28/2012 3:41:00 AM	Methoxychlor	n/a	<	0.0054	µg/L	EPA 608	0.0054	0.02	WKL	
MO-VEN	2012/13-2	Wet	11/18/2012 10:05:00 AM	12/13/2012 2:49:00 PM	Methyl parathion	n/a	<	0.0063	µg/L	EPA 525.2	0.0063	0.01	WKL	
MO-VEN	2012/13-2	Wet	11/18/2012 10:05:00 AM	12/4/2012 5:54:00 AM	Metolachlor	n/a	<	0.012	µg/L	EPA 525.2	0.012	0.1	WKL	
MO-VEN	2012/13-2	Wet	11/18/2012 10:05:00 AM	12/4/2012 5:54:00 AM	Metribuzin	n/a	<	0.015	µg/L	EPA 525.2	0.015	0.1	WKL	
MO-VEN	2012/13-2	Wet	11/18/2012 10:05:00 AM	12/13/2012 2:49:00 PM	Mevinphos	n/a	<	0.0042	µg/L	EPA 525.2	0.0042	0.01	WKL	

Appendix G
Laboratory Environmental Analysis Results

Site ID	Event	Event Type	Sample Date	Analysis Date	Constituent	Fraction	Sign	Result	Units	Method	MDL	Reporting Limit	Analyzing Laboratory	Qualifier
MO-VEN	2012/13-2	Wet	11/18/2012 10:05:00 AM	12/4/2012 5:54:00 AM	Molinate	n/a	<	0.039	µg/L	EPA 525.2	0.039	0.1	WKL	
MO-VEN	2012/13-2	Wet	11/18/2012 10:05:00 AM	12/13/2012 2:49:00 PM	Naled	n/a	<	0.0076	µg/L	EPA 525.2	0.0076	0.1	WKL	
MO-VEN	2012/13-2	Wet	11/18/2012 10:05:00 AM	12/1/2012 11:57:00 PM	Pentachlorophenol	n/a	<	0.04	µg/L	EPA 515.3	0.04	0.2	WKL	
MO-VEN	2012/13-2	Wet	11/18/2012 10:05:00 AM	12/13/2012 2:49:00 PM	Phorate	n/a	<	0.003	µg/L	EPA 525.2	0.003	0.01	WKL	
MO-VEN	2012/13-2	Wet	11/18/2012 10:05:00 AM	12/1/2012 11:57:00 PM	Picloram	n/a	<	0.05	µg/L	EPA 515.3	0.05	0.6	WKL	
MO-VEN	2012/13-2	Wet	11/18/2012 10:05:00 AM	12/4/2012 5:54:00 AM	Prometon	n/a	<	0.024	µg/L	EPA 525.2	0.024	0.2	WKL	
MO-VEN	2012/13-2	Wet	11/18/2012 10:05:00 AM	12/4/2012 5:54:00 AM	Prometryn	n/a	<	0.036	µg/L	EPA 525.2	0.036	0.1	WKL	
MO-VEN	2012/13-2	Wet	11/18/2012 10:05:00 AM	12/13/2012 2:49:00 PM	Ronnel (Fenchlorphos)	n/a	<	0.0041	µg/L	EPA 525.2	0.0041	0.01	WKL	
MO-VEN	2012/13-2	Wet	11/18/2012 10:05:00 AM	12/4/2012 5:54:00 AM	Simazine	n/a	<	0.015	µg/L	EPA 525.2	0.015	0.1	WKL	
MO-VEN	2012/13-2	Wet	11/18/2012 10:05:00 AM	12/13/2012 2:49:00 PM	Stirophos (Tetrachlorvinphos)	n/a	<	0.0031	µg/L	EPA 525.2	0.0031	0.01	WKL	
MO-VEN	2012/13-2	Wet	11/18/2012 10:05:00 AM	12/4/2012 5:54:00 AM	Terbacil	n/a	<	0.55	µg/L	EPA 525.2	0.55	2	WKL	
MO-VEN	2012/13-2	Wet	11/18/2012 10:05:00 AM	12/4/2012 5:54:00 AM	Thiobencarb	n/a	<	0.025	µg/L	EPA 525.2	0.025	0.2	WKL	
MO-VEN	2012/13-2	Wet	11/18/2012 10:05:00 AM	12/13/2012 2:49:00 PM	Tokuthion	n/a	<	0.0078	µg/L	EPA 525.2	0.0078	0.01	WKL	
MO-VEN	2012/13-2	Wet	11/18/2012 10:05:00 AM	11/28/2012 3:41:00 AM	Toxaphene	n/a	<	0.12	µg/L	EPA 608	0.12	0.5	WKL	
MO-VEN	2012/13-2	Wet	11/18/2012 10:05:00 AM	12/13/2012 2:49:00 PM	Trichloronate	n/a	<	0.0067	µg/L	EPA 525.2	0.0067	0.01	WKL	
MO-VEN	2012/13-2	Wet	11/18/2012 10:05:00 AM	12/4/2012 5:54:00 AM	Trithion	n/a	<	0.012	µg/L	EPA 525.2	0.012	0.1	WKL	
MO-VEN	2012/13-3	Wet	2/19/2013 7:40:00 PM	2/20/2013 6:30:00 PM	E. Coli	n/a	=	9208	MPN/100 mL	MMO-MUG	10	10	VCHCA	
MO-VEN	2012/13-3	Wet	2/19/2013 7:40:00 PM	2/22/2013 10:26:00 PM	Fecal Coliform	n/a	=	22000	MPN/100 mL	SM 9221 E	2	2	VCHCA	
MO-VEN	2012/13-3	Wet	2/19/2013 7:40:00 PM	2/20/2013 6:30:00 PM	Total Coliform	n/a	=	648800	MPN/100 mL	MMO-MUG	1000	1000	VCHCA	
MO-VEN	2012/13-3	Wet	2/19/2013 7:40:00 PM	2/19/2013 7:40:00 PM	Conductivity	n/a	=	128.5	µmhos/cm	Field Meter	-88	1	Field Crew	
MO-VEN	2012/13-3	Wet	2/19/2013 7:40:00 PM	3/2/2013 4:15:00 PM	Cyanide	Total	<	0.0027	mg/L	EPA 335.4	0.0027	0.005	WKL	
MO-VEN	2012/13-3	Wet	2/19/2013 7:40:00 PM	2/19/2013 7:40:00 PM	DO	n/a	=	84.4	%	Field Meter	-88	0.1	Field Crew	
MO-VEN	2012/13-3	Wet	2/19/2013 7:40:00 PM	2/19/2013 7:40:00 PM	DO	n/a	=	8.85	mg/L	Field Meter	-88	0.3	Field Crew	
MO-VEN	2012/13-3	Wet	2/19/2013 7:40:00 PM	2/19/2013 7:40:00 PM	pH	n/a	=	7.1	pH Units	Field Meter	-88	0.01	Field Crew	
MO-VEN	2012/13-3	Wet	2/19/2013 7:40:00 PM	2/19/2013 7:40:00 PM	Salinity	n/a	=	100	mg/L	Field Meter	-88	100	Field Crew	
MO-VEN	2012/13-3	Wet	2/19/2013 7:40:00 PM	2/19/2013 7:40:00 PM	Specific Conductance	n/a	=	170.4	µmhos/cm	Field Meter	-88	1	Field Crew	
MO-VEN	2012/13-3	Wet	2/19/2013 7:40:00 PM	2/19/2013 7:40:00 PM	Temperature	n/a	=	12.2	°C	Field Meter	-88	0.1	Field Crew	
MO-VEN	2012/13-3	Wet	2/19/2013 7:40:00 PM	3/4/2013 6:09:00 PM	Oil and Grease	n/a	DNQ	2.2	mg/L	EPA 1664A	1.3	5	WKL	
MO-VEN	2012/13-3	Wet	2/19/2013 7:40:00 PM	3/4/2013 6:09:00 PM	TPH	n/a	<	1.9	mg/L	EPA 1664A	1.9	5	WKL	
MO-VEN	2012/13-3	Wet	2/19/2013 7:40:00 PM	2/28/2013 2:42:00 AM	2-Chloroethyl vinyl ether	n/a	<	0.61	µg/L	EPA 524.2	0.61	1	WKL	
MO-VEN	2012/13-3	Wet	2/19/2013 7:40:00 PM	2/28/2013 2:42:00 AM	Methyl tert-butyl ether (MTBE)	n/a	<	0.19	µg/L	EPA 524.2	0.19	2	WKL	
MO-VEN	2012/13-3	Wet	2/20/2013 9:25:00 AM	2/28/2013 12:03:00 PM	Chloride	n/a	=	20	mg/L	EPA 300.0	0.1	0.5	WKL	
MO-VEN	2012/13-3	Wet	2/20/2013 9:25:00 AM	2/28/2013 12:03:00 PM	Fluoride	n/a	=	0.17	mg/L	EPA 300.0	0.02	0.1	WKL	
MO-VEN	2012/13-3	Wet	2/20/2013 9:25:00 AM	3/1/2013 7:35:00 AM	Perchlorate	n/a	<	0.95	µg/L	EPA 314.0	0.95	2	WKL	
MO-VEN	2012/13-3	Wet	2/20/2013 9:25:00 AM	2/25/2013 1:55:00 PM	Calcium	Total	=	32.8	mg/L	EPA 200.7	0.0156	0.1	WKL	
MO-VEN	2012/13-3	Wet	2/20/2013 9:25:00 AM	2/25/2013 1:55:00 PM	Magnesium	Total	=	7.93	mg/L	EPA 200.7	0.0121	0.1	WKL	
MO-VEN	2012/13-3	Wet	2/20/2013 9:25:00 AM	2/25/2013 10:23:00 PM	Alkalinity as CaCO3	n/a	=	60	mg/L	SM 2320 B	0.56	2	WKL	
MO-VEN	2012/13-3	Wet	2/20/2013 9:25:00 AM	2/26/2013 5:11:00 PM	BOD	n/a	=	19	mg/L	SM 5210 B	0.1	2	WKL	
MO-VEN	2012/13-3	Wet	2/20/2013 9:25:00 AM	3/2/2013 4:05:00 PM	COD	n/a	=	270	mg/L	EPA 410.4	0.73	5	WKL	
MO-VEN	2012/13-3	Wet	2/20/2013 9:25:00 AM	2/25/2013 1:55:00 PM	Hardness as CaCO3	Total	=	115	mg/L	EPA 200.7	0.0885	0.662	WKL	
MO-VEN	2012/13-3	Wet	2/20/2013 9:25:00 AM	2/21/2013 9:38:00 PM	MBAS	n/a	=	0.7	mg/L	SM 5540 C	0.076	0.2	WKL	D
MO-VEN	2012/13-3	Wet	2/20/2013 9:25:00 AM	2/25/2013 6:24:00 PM	Phenolics	n/a	=	0.1	mg/L	EPA 420.4	0.0042	0.01	WKL	
MO-VEN	2012/13-3	Wet	2/20/2013 9:25:00 AM	3/4/2013 7:13:00 PM	Specific Conductance	n/a	=	360	µmhos/cm	SM 2510 B	0.23	2	WKL	
MO-VEN	2012/13-3	Wet	2/20/2013 9:25:00 AM	2/22/2013 3:37:00 PM	Total Dissolved Solids	n/a	=	200	mg/L	SM 2540 C	4	10	WKL	
MO-VEN	2012/13-3	Wet	2/20/2013 9:25:00 AM	3/4/2013 10:20:00 AM	Total Organic Carbon	n/a	=	26	mg/L	SM 5310 C	0.09	3	WKL	D
MO-VEN	2012/13-3	Wet	2/20/2013 9:25:00 AM	2/26/2013 8:27:00 PM	Total Suspended Solids	n/a	=	270	mg/L	SM 2540 D	5	5	WKL	
MO-VEN	2012/13-3	Wet	2/20/2013 9:25:00 AM	2/21/2013 7:26:00 PM	Turbidity	n/a	=	41	NTU	EPA 180.1	0.024	0.1	WKL	
MO-VEN	2012/13-3	Wet	2/20/2013 9:25:00 AM	2/26/2013 8:27:00 PM	Volatile Suspended Solids	n/a	=	70	mg/L	EPA 160.4	3.1	5	WKL	

Appendix G
Laboratory Environmental Analysis Results

Site ID	Event	Event Type	Sample Date	Analysis Date	Constituent	Fraction	Sign	Result	Units	Method	MDL	Reporting Limit	Analyzing Laboratory	Qualifier
MO-VEN	2012/13-3	Wet	2/20/2013 9:25:00 AM	3/5/2013 2:36:00 PM	Aluminum	Dissolved	=	24	µg/L	EPA 200.8	0.61	5	WKL	
MO-VEN	2012/13-3	Wet	2/20/2013 9:25:00 AM	3/5/2013 3:08:00 PM	Aluminum	Total	=	4000	µg/L	EPA 200.8	2.1	5	WKL	
MO-VEN	2012/13-3	Wet	2/20/2013 9:25:00 AM	3/5/2013 2:36:00 PM	Antimony	Dissolved	=	1.2	µg/L	EPA 200.8	0.04	0.5	WKL	
MO-VEN	2012/13-3	Wet	2/20/2013 9:25:00 AM	3/5/2013 3:08:00 PM	Antimony	Total	=	2.7	µg/L	EPA 200.8	0.04	0.5	WKL	
MO-VEN	2012/13-3	Wet	2/20/2013 9:25:00 AM	3/5/2013 2:36:00 PM	Arsenic	Dissolved	=	1.4	µg/L	EPA 200.8	0.036	0.4	WKL	
MO-VEN	2012/13-3	Wet	2/20/2013 9:25:00 AM	3/5/2013 3:08:00 PM	Arsenic	Total	=	3.8	µg/L	EPA 200.8	0.13	0.4	WKL	
MO-VEN	2012/13-3	Wet	2/20/2013 9:25:00 AM	3/5/2013 2:36:00 PM	Beryllium	Dissolved	<	0.088	µg/L	EPA 200.8	0.088	0.1	WKL	
MO-VEN	2012/13-3	Wet	2/20/2013 9:25:00 AM	3/5/2013 3:08:00 PM	Beryllium	Total	=	0.14	µg/L	EPA 200.8	0.088	0.1	WKL	
MO-VEN	2012/13-3	Wet	2/20/2013 9:25:00 AM	3/5/2013 2:36:00 PM	Cadmium	Dissolved	DNQ	0.06	µg/L	EPA 200.8	0.02	0.1	WKL	
MO-VEN	2012/13-3	Wet	2/20/2013 9:25:00 AM	3/5/2013 3:08:00 PM	Cadmium	Total	=	0.67	µg/L	EPA 200.8	0.02	0.1	WKL	
MO-VEN	2012/13-3	Wet	2/20/2013 9:25:00 AM	3/5/2013 2:36:00 PM	Chromium	Dissolved	=	1	µg/L	EPA 200.8	0.074	0.2	WKL	
MO-VEN	2012/13-3	Wet	2/20/2013 9:25:00 AM	3/5/2013 3:08:00 PM	Chromium	Total	=	8.8	µg/L	EPA 200.8	0.074	0.2	WKL	
MO-VEN	2012/13-3	Wet	2/20/2013 9:25:00 AM	3/4/2013 9:56:00 AM	Chromium VI	n/a	DNQ	0.28	µg/L	EPA 218.6	0.0059	0.3	WKL	
MO-VEN	2012/13-3	Wet	2/20/2013 9:25:00 AM	3/5/2013 2:36:00 PM	Copper	Dissolved	=	14	µg/L	EPA 200.8	0.27	0.5	WKL	
MO-VEN	2012/13-3	Wet	2/20/2013 9:25:00 AM	3/5/2013 3:08:00 PM	Copper	Total	=	70	µg/L	EPA 200.8	0.27	0.5	WKL	
MO-VEN	2012/13-3	Wet	2/20/2013 9:25:00 AM	2/25/2013 1:53:00 PM	Iron	Dissolved	=	79	µg/L	EPA 200.7	1.1	10	WKL	
MO-VEN	2012/13-3	Wet	2/20/2013 9:25:00 AM	2/25/2013 1:55:00 PM	Iron	Total	=	6100	µg/L	EPA 200.7	1.1	10	WKL	GB
MO-VEN	2012/13-3	Wet	2/20/2013 9:25:00 AM	3/5/2013 2:36:00 PM	Lead	Dissolved	=	0.43	µg/L	EPA 200.8	0.011	0.2	WKL	
MO-VEN	2012/13-3	Wet	2/20/2013 9:25:00 AM	3/5/2013 3:08:00 PM	Lead	Total	=	20	µg/L	EPA 200.8	0.035	0.2	WKL	
MO-VEN	2012/13-3	Wet	2/20/2013 9:25:00 AM	2/25/2013 6:28:00 PM	Mercury	Dissolved	DNQ	15	ng/L	EPA 245.1	3.9	50	WKL	
MO-VEN	2012/13-3	Wet	2/20/2013 9:25:00 AM	2/25/2013 6:28:00 PM	Mercury	Total	DNQ	42	ng/L	EPA 245.1	3.9	50	WKL	
MO-VEN	2012/13-3	Wet	2/20/2013 9:25:00 AM	3/5/2013 2:36:00 PM	Nickel	Dissolved	=	4.4	µg/L	EPA 200.8	0.13	0.8	WKL	
MO-VEN	2012/13-3	Wet	2/20/2013 9:25:00 AM	3/5/2013 3:08:00 PM	Nickel	Total	=	14	µg/L	EPA 200.8	0.13	0.8	WKL	
MO-VEN	2012/13-3	Wet	2/20/2013 9:25:00 AM	3/5/2013 2:36:00 PM	Selenium	Dissolved	=	0.57	µg/L	EPA 200.8	0.28	0.4	WKL	
MO-VEN	2012/13-3	Wet	2/20/2013 9:25:00 AM	3/5/2013 3:08:00 PM	Selenium	Total	=	0.93	µg/L	EPA 200.8	0.28	0.4	WKL	
MO-VEN	2012/13-3	Wet	2/20/2013 9:25:00 AM	3/5/2013 2:36:00 PM	Silver	Dissolved	<	0.027	µg/L	EPA 200.8	0.027	0.2	WKL	
MO-VEN	2012/13-3	Wet	2/20/2013 9:25:00 AM	3/5/2013 3:08:00 PM	Silver	Total	DNQ	0.16	µg/L	EPA 200.8	0.027	0.2	WKL	
MO-VEN	2012/13-3	Wet	2/20/2013 9:25:00 AM	3/5/2013 2:36:00 PM	Thallium	Dissolved	<	0.009	µg/L	EPA 200.8	0.009	0.2	WKL	
MO-VEN	2012/13-3	Wet	2/20/2013 9:25:00 AM	3/5/2013 3:08:00 PM	Thallium	Total	DNQ	0.07	µg/L	EPA 200.8	0.034	0.2	WKL	
MO-VEN	2012/13-3	Wet	2/20/2013 9:25:00 AM	3/5/2013 2:36:00 PM	Zinc	Dissolved	=	66	µg/L	EPA 200.8	1.1	5	WKL	
MO-VEN	2012/13-3	Wet	2/20/2013 9:25:00 AM	3/5/2013 3:08:00 PM	Zinc	Total	=	440	µg/L	EPA 200.8	1.1	5	WKL	
MO-VEN	2012/13-3	Wet	2/20/2013 9:25:00 AM	3/12/2013 6:43:00 PM	Ammonia as N	n/a	=	0.83	mg/L	EPA 350.1	0.048	0.1	WKL	
MO-VEN	2012/13-3	Wet	2/20/2013 9:25:00 AM	2/21/2013 7:54:00 PM	Nitrate + Nitrite as N	n/a	=	0.94	mg/L	EPA 353.2	0.01	0.1	WKL	
MO-VEN	2012/13-3	Wet	2/20/2013 9:25:00 AM	3/14/2013 4:03:00 PM	Phosphorus as P	Dissolved	=	0.17	mg/L	EPA 365.1	0.0014	0.01	WKL	
MO-VEN	2012/13-3	Wet	2/20/2013 9:25:00 AM	3/5/2013 3:26:00 PM	Phosphorus as P	Total	=	1.1	mg/L	EPA 365.1	0.014	0.1	WKL	D
MO-VEN	2012/13-3	Wet	2/20/2013 9:25:00 AM	3/12/2013 10:34:00 PM	TKN	n/a	=	5.4	mg/L	EPA 351.2	0.15	0.2	WKL	D
MO-VEN	2012/13-3	Wet	2/20/2013 9:25:00 AM	3/6/2013 9:18:00 PM	1,2,4-Trichlorobenzene	n/a	<	5.5	µg/L	EPA 625	5.5	10	WKL	D
MO-VEN	2012/13-3	Wet	2/20/2013 9:25:00 AM	3/6/2013 9:18:00 PM	1,2-Dichlorobenzene	n/a	<	5.7	µg/L	EPA 625	5.7	10	WKL	D
MO-VEN	2012/13-3	Wet	2/20/2013 9:25:00 AM	3/6/2013 9:18:00 PM	1,2-Diphenylhydrazine	n/a	<	2.5	µg/L	EPA 625	2.5	10	WKL	D
MO-VEN	2012/13-3	Wet	2/20/2013 9:25:00 AM	3/6/2013 9:18:00 PM	1,3-Dichlorobenzene	n/a	<	5.3	µg/L	EPA 625	5.3	10	WKL	D
MO-VEN	2012/13-3	Wet	2/20/2013 9:25:00 AM	3/6/2013 9:18:00 PM	1,4-Dichlorobenzene	n/a	<	5.5	µg/L	EPA 625	5.5	10	WKL	D
MO-VEN	2012/13-3	Wet	2/20/2013 9:25:00 AM	3/21/2013 7:35:00 AM	1-Methylnaphthalene	n/a	<	1	µg/L	EPA 8270Cm	1	1	WKL	D
MO-VEN	2012/13-3	Wet	2/20/2013 9:25:00 AM	3/20/2013 11:00:00 PM	2,4,5-Trichlorophenol	n/a	<	2.9	µg/L	EPA 8270Cm	2.9	10	WKL	D
MO-VEN	2012/13-3	Wet	2/20/2013 9:25:00 AM	3/20/2013 11:00:00 PM	2,4,6-Trichlorophenol	n/a	<	3	µg/L	EPA 8270Cm	3	10	WKL	D
MO-VEN	2012/13-3	Wet	2/20/2013 9:25:00 AM	3/20/2013 11:00:00 PM	2,4-Dichlorophenol	n/a	<	5.1	µg/L	EPA 8270Cm	5.1	10	WKL	D
MO-VEN	2012/13-3	Wet	2/20/2013 9:25:00 AM	3/20/2013 11:00:00 PM	2,4-Dimethylphenol	n/a	<	10	µg/L	EPA 8270Cm	10	20	WKL	D
MO-VEN	2012/13-3	Wet	2/20/2013 9:25:00 AM	3/20/2013 11:00:00 PM	2,4-Dinitrophenol	n/a	<	10	µg/L	EPA 8270Cm	10	20	WKL	D
MO-VEN	2012/13-3	Wet	2/20/2013 9:25:00 AM	3/6/2013 9:18:00 PM	2,4-Dinitrotoluene	n/a	<	1.8	µg/L	EPA 625	1.8	10	WKL	D

Appendix G
Laboratory Environmental Analysis Results

Site ID	Event	Event Type	Sample Date	Analysis Date	Constituent	Fraction	Sign	Result	Units	Method	MDL	Reporting Limit	Analyzing Laboratory	Qualifier
MO-VEN	2012/13-3	Wet	2/20/2013 9:25:00 AM	3/6/2013 9:18:00 PM	2,6-Dinitrotoluene	n/a	<	2.7	µg/L	EPA 625	2.7	10	WKL	D
MO-VEN	2012/13-3	Wet	2/20/2013 9:25:00 AM	3/6/2013 9:18:00 PM	2-Chloronaphthalene	n/a	<	4.5	µg/L	EPA 625	4.5	10	WKL	D
MO-VEN	2012/13-3	Wet	2/20/2013 9:25:00 AM	3/20/2013 11:00:00 PM	2-Chlorophenol	n/a	<	6.5	µg/L	EPA 8270Cm	6.5	10	WKL	D
MO-VEN	2012/13-3	Wet	2/20/2013 9:25:00 AM	3/21/2013 7:35:00 AM	2-Methylnaphthalene	n/a	<	1	µg/L	EPA 8270Cm	1	1	WKL	D
MO-VEN	2012/13-3	Wet	2/20/2013 9:25:00 AM	3/20/2013 11:00:00 PM	2-Methylphenol	n/a	<	3.4	µg/L	EPA 8270Cm	3.4	10	WKL	D
MO-VEN	2012/13-3	Wet	2/20/2013 9:25:00 AM	3/20/2013 11:00:00 PM	2-Nitrophenol	n/a	<	7.1	µg/L	EPA 8270Cm	7.1	10	WKL	D
MO-VEN	2012/13-3	Wet	2/20/2013 9:25:00 AM	3/6/2013 9:18:00 PM	3,3'-Dichlorobenzidine	n/a	<	12	µg/L	EPA 625	12	50	WKL	D
MO-VEN	2012/13-3	Wet	2/20/2013 9:25:00 AM	3/20/2013 11:00:00 PM	3-/4-Methylphenol	n/a	<	3	µg/L	EPA 8270Cm	3	10	WKL	D
MO-VEN	2012/13-3	Wet	2/20/2013 9:25:00 AM	3/20/2013 11:00:00 PM	4,6-Dinitro-2-methylphenol	n/a	<	1.4	µg/L	EPA 8270Cm	1.4	10	WKL	D
MO-VEN	2012/13-3	Wet	2/20/2013 9:25:00 AM	3/6/2013 9:18:00 PM	4-Bromophenyl phenyl ether	n/a	<	3.6	µg/L	EPA 625	3.6	10	WKL	D
MO-VEN	2012/13-3	Wet	2/20/2013 9:25:00 AM	3/20/2013 11:00:00 PM	4-Chloro-3-methylphenol	n/a	<	3.7	µg/L	EPA 8270Cm	3.7	10	WKL	D
MO-VEN	2012/13-3	Wet	2/20/2013 9:25:00 AM	3/6/2013 9:18:00 PM	4-Chlorophenyl phenyl ether	n/a	<	4.1	µg/L	EPA 625	4.1	10	WKL	D
MO-VEN	2012/13-3	Wet	2/20/2013 9:25:00 AM	3/20/2013 11:00:00 PM	4-Nitrophenol	n/a	<	10	µg/L	EPA 8270Cm	10	20	WKL	D
MO-VEN	2012/13-3	Wet	2/20/2013 9:25:00 AM	3/21/2013 7:35:00 AM	Acenaphthene	n/a	<	1	µg/L	EPA 8270Cm	1	1	WKL	D
MO-VEN	2012/13-3	Wet	2/20/2013 9:25:00 AM	3/21/2013 7:35:00 AM	Acenaphthylene	n/a	<	1	µg/L	EPA 8270Cm	1	1	WKL	D
MO-VEN	2012/13-3	Wet	2/20/2013 9:25:00 AM	3/21/2013 7:35:00 AM	Anthracene	n/a	<	1	µg/L	EPA 8270Cm	1	1	WKL	D
MO-VEN	2012/13-3	Wet	2/20/2013 9:25:00 AM	3/21/2013 7:35:00 AM	Benz(a)anthracene	n/a	<	1	µg/L	EPA 8270Cm	1	1	WKL	D
MO-VEN	2012/13-3	Wet	2/20/2013 9:25:00 AM	3/6/2013 9:18:00 PM	Benzidine	n/a	<	37	µg/L	EPA 625	37	100	WKL	D
MO-VEN	2012/13-3	Wet	2/20/2013 9:25:00 AM	3/15/2013 2:19:00 AM	Benzo(a)pyrene	n/a	<	0.07	µg/L	EPA 525.2	0.07	0.1	WKL	
MO-VEN	2012/13-3	Wet	2/20/2013 9:25:00 AM	3/21/2013 7:35:00 AM	Benzo(b)fluoranthene	n/a	<	1	µg/L	EPA 8270Cm	1	1	WKL	D
MO-VEN	2012/13-3	Wet	2/20/2013 9:25:00 AM	3/21/2013 7:35:00 AM	Benzo(g,h,i)perylene	n/a	<	1	µg/L	EPA 8270Cm	1	1	WKL	D
MO-VEN	2012/13-3	Wet	2/20/2013 9:25:00 AM	3/21/2013 7:35:00 AM	Benzo(k)fluoranthene	n/a	<	1	µg/L	EPA 8270Cm	1	1	WKL	D
MO-VEN	2012/13-3	Wet	2/20/2013 9:25:00 AM	3/6/2013 9:18:00 PM	Bis(2-chloroethoxy)methane	n/a	<	2.5	µg/L	EPA 625	2.5	10	WKL	D
MO-VEN	2012/13-3	Wet	2/20/2013 9:25:00 AM	3/6/2013 9:18:00 PM	Bis(2-chloroethyl)ether	n/a	<	2.7	µg/L	EPA 625	2.7	10	WKL	D
MO-VEN	2012/13-3	Wet	2/20/2013 9:25:00 AM	3/6/2013 9:18:00 PM	Bis(2-chloroisopropyl)ether	n/a	<	3.8	µg/L	EPA 625	3.8	10	WKL	D
MO-VEN	2012/13-3	Wet	2/20/2013 9:25:00 AM	3/15/2013 2:19:00 AM	Bis(2-ethylhexyl)adipate	n/a	<	0.1	µg/L	EPA 525.2	0.1	5	WKL	
MO-VEN	2012/13-3	Wet	2/20/2013 9:25:00 AM	3/15/2013 2:19:00 AM	Bis(2-ethylhexyl)phthalate	n/a	DNQ	1.1	µg/L	EPA 525.2	1.1	3	WKL	
MO-VEN	2012/13-3	Wet	2/20/2013 9:25:00 AM	3/6/2013 9:18:00 PM	Butyl benzyl phthalate	n/a	<	1.8	µg/L	EPA 625	1.8	10	WKL	D
MO-VEN	2012/13-3	Wet	2/20/2013 9:25:00 AM	3/21/2013 7:35:00 AM	Chrysene	n/a	<	1	µg/L	EPA 8270Cm	1	1	WKL	D
MO-VEN	2012/13-3	Wet	2/20/2013 9:25:00 AM	3/21/2013 7:35:00 AM	Dibenz(a,h)anthracene	n/a	<	1	µg/L	EPA 8270Cm	1	1	WKL	D
MO-VEN	2012/13-3	Wet	2/20/2013 9:25:00 AM	3/6/2013 9:18:00 PM	Diethyl phthalate	n/a	<	1.5	µg/L	EPA 625	1.5	10	WKL	D
MO-VEN	2012/13-3	Wet	2/20/2013 9:25:00 AM	3/6/2013 9:18:00 PM	Dimethyl phthalate	n/a	<	1.8	µg/L	EPA 625	1.8	10	WKL	D
MO-VEN	2012/13-3	Wet	2/20/2013 9:25:00 AM	3/6/2013 9:18:00 PM	Di-n-butylphthalate	n/a	<	2.4	µg/L	EPA 625	2.4	10	WKL	D
MO-VEN	2012/13-3	Wet	2/20/2013 9:25:00 AM	3/6/2013 9:18:00 PM	Di-n-octylphthalate	n/a	<	1.9	µg/L	EPA 625	1.9	10	WKL	D
MO-VEN	2012/13-3	Wet	2/20/2013 9:25:00 AM	3/21/2013 7:35:00 AM	Fluoranthene	n/a	<	1	µg/L	EPA 8270Cm	1	1	WKL	D
MO-VEN	2012/13-3	Wet	2/20/2013 9:25:00 AM	3/21/2013 7:35:00 AM	Fluorene	n/a	<	1	µg/L	EPA 8270Cm	1	1	WKL	D
MO-VEN	2012/13-3	Wet	2/20/2013 9:25:00 AM	3/6/2013 9:18:00 PM	Hexachlorobenzene	n/a	<	4.9	µg/L	EPA 625	4.9	10	WKL	D
MO-VEN	2012/13-3	Wet	2/20/2013 9:25:00 AM	3/6/2013 9:18:00 PM	Hexachlorobutadiene	n/a	<	4.7	µg/L	EPA 625	4.7	10	WKL	D
MO-VEN	2012/13-3	Wet	2/20/2013 9:25:00 AM	3/6/2013 9:18:00 PM	Hexachlorocyclopentadiene	n/a	<	15	µg/L	EPA 625	15	50	WKL	D
MO-VEN	2012/13-3	Wet	2/20/2013 9:25:00 AM	3/6/2013 9:18:00 PM	Hexachloroethane	n/a	<	5.2	µg/L	EPA 625	5.2	10	WKL	D
MO-VEN	2012/13-3	Wet	2/20/2013 9:25:00 AM	3/21/2013 7:35:00 AM	Indeno(1,2,3-cd)pyrene	n/a	<	1	µg/L	EPA 8270Cm	1	1	WKL	D
MO-VEN	2012/13-3	Wet	2/20/2013 9:25:00 AM	3/6/2013 9:18:00 PM	Isophorone	n/a	<	2.1	µg/L	EPA 625	2.1	10	WKL	D
MO-VEN	2012/13-3	Wet	2/20/2013 9:25:00 AM	3/21/2013 7:35:00 AM	Naphthalene	n/a	<	1	µg/L	EPA 8270Cm	1	1	WKL	D
MO-VEN	2012/13-3	Wet	2/20/2013 9:25:00 AM	3/6/2013 9:18:00 PM	Nitrobenzene	n/a	<	3.6	µg/L	EPA 625	3.6	10	WKL	D
MO-VEN	2012/13-3	Wet	2/20/2013 9:25:00 AM	3/6/2013 9:18:00 PM	N-Nitrosodimethylamine	n/a	<	1.4	µg/L	EPA 625	1.4	10	WKL	D
MO-VEN	2012/13-3	Wet	2/20/2013 9:25:00 AM	3/6/2013 9:18:00 PM	N-Nitrosodi-N-propylamine	n/a	<	2.6	µg/L	EPA 625	2.6	10	WKL	D
MO-VEN	2012/13-3	Wet	2/20/2013 9:25:00 AM	3/6/2013 9:18:00 PM	N-Nitrosodiphenylamine	n/a	<	1.9	µg/L	EPA 625	1.9	10	WKL	D
MO-VEN	2012/13-3	Wet	2/20/2013 9:25:00 AM	3/21/2013 7:35:00 AM	Phenanthrene	n/a	<	1	µg/L	EPA 8270Cm	1	1	WKL	D

Appendix G
Laboratory Environmental Analysis Results

Site ID	Event	Event Type	Sample Date	Analysis Date	Constituent	Fraction	Sign	Result	Units	Method	MDL	Reporting Limit	Analyzing Laboratory	Qualifier
MO-VEN	2012/13-3	Wet	2/20/2013 9:25:00 AM	3/20/2013 11:00:00 PM	Phenol	n/a	<	3.5	µg/L	EPA 8270Cm	3.5	10	WKL	D
MO-VEN	2012/13-3	Wet	2/20/2013 9:25:00 AM	3/21/2013 7:35:00 AM	Pyrene	n/a	<	1	µg/L	EPA 8270Cm	1	1	WKL	D
MO-VEN	2012/13-3	Wet	2/20/2013 9:25:00 AM	3/14/2013 1:36:00 AM	PCB Aroclor 1016	n/a	<	0.05	µg/L	EPA 608	0.05	0.5	WKL	
MO-VEN	2012/13-3	Wet	2/20/2013 9:25:00 AM	3/14/2013 1:36:00 AM	PCB Aroclor 1221	n/a	<	0.06	µg/L	EPA 608	0.06	0.5	WKL	
MO-VEN	2012/13-3	Wet	2/20/2013 9:25:00 AM	3/14/2013 1:36:00 AM	PCB Aroclor 1232	n/a	<	0.15	µg/L	EPA 608	0.15	0.5	WKL	
MO-VEN	2012/13-3	Wet	2/20/2013 9:25:00 AM	3/14/2013 1:36:00 AM	PCB Aroclor 1242	n/a	<	0.07	µg/L	EPA 608	0.07	0.5	WKL	
MO-VEN	2012/13-3	Wet	2/20/2013 9:25:00 AM	3/14/2013 1:36:00 AM	PCB Aroclor 1248	n/a	<	0.06	µg/L	EPA 608	0.06	0.5	WKL	
MO-VEN	2012/13-3	Wet	2/20/2013 9:25:00 AM	3/14/2013 1:36:00 AM	PCB Aroclor 1254	n/a	<	0.04	µg/L	EPA 608	0.04	0.5	WKL	
MO-VEN	2012/13-3	Wet	2/20/2013 9:25:00 AM	3/14/2013 1:36:00 AM	PCB Aroclor 1260	n/a	<	0.04	µg/L	EPA 608	0.04	0.5	WKL	
MO-VEN	2012/13-3	Wet	2/20/2013 9:25:00 AM	2/26/2013 5:26:00 PM	2,4,5-T	n/a	<	0.07	µg/L	EPA 515.3	0.07	0.2	WKL	
MO-VEN	2012/13-3	Wet	2/20/2013 9:25:00 AM	2/26/2013 5:26:00 PM	2,4,5-TP	n/a	<	0.09	µg/L	EPA 515.3	0.09	0.2	WKL	
MO-VEN	2012/13-3	Wet	2/20/2013 9:25:00 AM	2/26/2013 5:26:00 PM	2,4-D	n/a	<	0.07	µg/L	EPA 515.3	0.07	0.4	WKL	
MO-VEN	2012/13-3	Wet	2/20/2013 9:25:00 AM	2/26/2013 5:26:00 PM	2,4-DB	n/a	<	0.07	µg/L	EPA 515.3	0.07	2	WKL	
MO-VEN	2012/13-3	Wet	2/20/2013 9:25:00 AM	2/26/2013 5:26:00 PM	3,5-Dichlorobenzoic acid	n/a	<	0.09	µg/L	EPA 515.3	0.09	1	WKL	
MO-VEN	2012/13-3	Wet	2/20/2013 9:25:00 AM	3/14/2013 1:36:00 AM	4,4'-DDD	n/a	<	0.003	µg/L	EPA 608	0.003	0.05	WKL	
MO-VEN	2012/13-3	Wet	2/20/2013 9:25:00 AM	3/14/2013 1:36:00 AM	4,4'-DDE	n/a	DNQ	0.027	µg/L	EPA 608	0.0025	0.05	WKL	
MO-VEN	2012/13-3	Wet	2/20/2013 9:25:00 AM	3/14/2013 1:36:00 AM	4,4'-DDT	n/a	=	0.012	µg/L	EPA 608	0.0031	0.01	WKL	
MO-VEN	2012/13-3	Wet	2/20/2013 9:25:00 AM	2/26/2013 5:26:00 PM	Acifluorfen	n/a	<	0.06	µg/L	EPA 515.3	0.06	0.4	WKL	
MO-VEN	2012/13-3	Wet	2/20/2013 9:25:00 AM	3/15/2013 2:19:00 AM	Alachlor	n/a	<	0.022	µg/L	EPA 525.2	0.022	0.1	WKL	
MO-VEN	2012/13-3	Wet	2/20/2013 9:25:00 AM	3/14/2013 1:36:00 AM	Aldrin	n/a	<	0.0015	µg/L	EPA 608	0.0015	0.005	WKL	
MO-VEN	2012/13-3	Wet	2/20/2013 9:25:00 AM	3/14/2013 1:36:00 AM	alpha-BHC	n/a	<	0.0018	µg/L	EPA 608	0.0018	0.01	WKL	
MO-VEN	2012/13-3	Wet	2/20/2013 9:25:00 AM	3/14/2013 1:36:00 AM	alpha-Chlordane	n/a	<	0.0041	µg/L	EPA 608	0.0041	0.01	WKL	
MO-VEN	2012/13-3	Wet	2/20/2013 9:25:00 AM	3/15/2013 2:19:00 AM	Atrazine	n/a	<	0.034	µg/L	EPA 525.2	0.034	0.1	WKL	
MO-VEN	2012/13-3	Wet	2/20/2013 9:25:00 AM	3/15/2013 7:57:00 AM	Azinphos methyl	n/a	<	0.0055	µg/L	EPA 525.2	0.0055	0.01	WKL	
MO-VEN	2012/13-3	Wet	2/20/2013 9:25:00 AM	2/26/2013 5:26:00 PM	Bentazon	n/a	<	0.11	µg/L	EPA 515.3	0.11	2	WKL	
MO-VEN	2012/13-3	Wet	2/20/2013 9:25:00 AM	3/14/2013 1:36:00 AM	beta-BHC	n/a	<	0.0031	µg/L	EPA 608	0.0031	0.005	WKL	
MO-VEN	2012/13-3	Wet	2/20/2013 9:25:00 AM	3/15/2013 7:57:00 AM	Bolstar	n/a	<	0.0046	µg/L	EPA 525.2	0.0046	0.01	WKL	
MO-VEN	2012/13-3	Wet	2/20/2013 9:25:00 AM	3/15/2013 2:19:00 AM	Bromacil	n/a	<	0.038	µg/L	EPA 525.2	0.038	1	WKL	
MO-VEN	2012/13-3	Wet	2/20/2013 9:25:00 AM	3/15/2013 2:19:00 AM	Butachlor	n/a	<	0.017	µg/L	EPA 525.2	0.017	0.2	WKL	
MO-VEN	2012/13-3	Wet	2/20/2013 9:25:00 AM	3/15/2013 2:19:00 AM	Captan	n/a	<	0.86	µg/L	EPA 525.2	0.86	1	WKL	
MO-VEN	2012/13-3	Wet	2/20/2013 9:25:00 AM	3/14/2013 1:36:00 AM	Chlordane (technical)	n/a	<	0.08	µg/L	EPA 608	0.08	0.1	WKL	
MO-VEN	2012/13-3	Wet	2/20/2013 9:25:00 AM	3/15/2013 2:19:00 AM	Chloropropham	n/a	<	0.01	µg/L	EPA 525.2	0.01	0.1	WKL	
MO-VEN	2012/13-3	Wet	2/20/2013 9:25:00 AM	3/15/2013 7:57:00 AM	Chlorpyrifos	n/a	<	0.0069	µg/L	EPA 525.2	0.0069	0.01	WKL	
MO-VEN	2012/13-3	Wet	2/20/2013 9:25:00 AM	3/15/2013 7:57:00 AM	Coumaphos	n/a	<	0.0051	µg/L	EPA 525.2	0.0051	0.01	WKL	
MO-VEN	2012/13-3	Wet	2/20/2013 9:25:00 AM	3/15/2013 2:19:00 AM	Cyanazine	n/a	<	0.024	µg/L	EPA 525.2	0.024	0.1	WKL	
MO-VEN	2012/13-3	Wet	2/20/2013 9:25:00 AM	2/26/2013 5:26:00 PM	Dalapon	n/a	<	0.1	µg/L	EPA 515.3	0.1	0.4	WKL	
MO-VEN	2012/13-3	Wet	2/20/2013 9:25:00 AM	2/26/2013 5:26:00 PM	DCPA (Dacthal)	n/a	<	0.07	µg/L	EPA 515.3	0.07	0.1	WKL	
MO-VEN	2012/13-3	Wet	2/20/2013 9:25:00 AM	3/14/2013 1:36:00 AM	delta-BHC	n/a	<	0.0025	µg/L	EPA 608	0.0025	0.005	WKL	
MO-VEN	2012/13-3	Wet	2/20/2013 9:25:00 AM	3/15/2013 7:57:00 AM	Demeton-O	n/a	<	0.01	µg/L	EPA 525.2	0.01	0.01	WKL	
MO-VEN	2012/13-3	Wet	2/20/2013 9:25:00 AM	3/15/2013 7:57:00 AM	Demeton-S	n/a	<	0.01	µg/L	EPA 525.2	0.01	0.01	WKL	
MO-VEN	2012/13-3	Wet	2/20/2013 9:25:00 AM	3/15/2013 7:57:00 AM	Diazinon	n/a	<	0.0052	µg/L	EPA 525.2	0.0052	0.01	WKL	
MO-VEN	2012/13-3	Wet	2/20/2013 9:25:00 AM	2/26/2013 5:26:00 PM	Dicamba	n/a	<	0.12	µg/L	EPA 515.3	0.12	0.6	WKL	
MO-VEN	2012/13-3	Wet	2/20/2013 9:25:00 AM	2/26/2013 5:26:00 PM	Dichlorprop	n/a	<	0.08	µg/L	EPA 515.3	0.08	0.3	WKL	
MO-VEN	2012/13-3	Wet	2/20/2013 9:25:00 AM	3/15/2013 7:57:00 AM	Dichlorvos	n/a	<	0.0029	µg/L	EPA 525.2	0.0029	0.01	WKL	
MO-VEN	2012/13-3	Wet	2/20/2013 9:25:00 AM	3/14/2013 1:36:00 AM	Dieldrin	n/a	<	0.0021	µg/L	EPA 608	0.0021	0.01	WKL	
MO-VEN	2012/13-3	Wet	2/20/2013 9:25:00 AM	3/15/2013 7:57:00 AM	Dimethoate	n/a	<	0.0062	µg/L	EPA 525.2	0.0062	0.01	WKL	
MO-VEN	2012/13-3	Wet	2/20/2013 9:25:00 AM	2/26/2013 5:26:00 PM	Dinoseb	n/a	<	0.14	µg/L	EPA 515.3	0.14	0.4	WKL	
MO-VEN	2012/13-3	Wet	2/20/2013 9:25:00 AM	3/15/2013 2:19:00 AM	Diphenamid	n/a	<	0.024	µg/L	EPA 525.2	0.024	0.1	WKL	

Appendix G
Laboratory Environmental Analysis Results

Site ID	Event	Event Type	Sample Date	Analysis Date	Constituent	Fraction	Sign	Result	Units	Method	MDL	Reporting Limit	Analyzing Laboratory	Qualifier
MO-VEN	2012/13-3	Wet	2/20/2013 9:25:00 AM	3/15/2013 7:57:00 AM	Disulfoton	n/a	<	0.01	µg/L	EPA 525.2	0.01	0.01	WKL	
MO-VEN	2012/13-3	Wet	2/20/2013 9:25:00 AM	3/14/2013 1:36:00 AM	Endosulfan I	n/a	<	0.0017	µg/L	EPA 608	0.0017	0.02	WKL	
MO-VEN	2012/13-3	Wet	2/20/2013 9:25:00 AM	3/14/2013 1:36:00 AM	Endosulfan II	n/a	<	0.0019	µg/L	EPA 608	0.0019	0.01	WKL	
MO-VEN	2012/13-3	Wet	2/20/2013 9:25:00 AM	3/14/2013 1:36:00 AM	Endosulfan sulfate	n/a	<	0.008	µg/L	EPA 608	0.008	0.05	WKL	
MO-VEN	2012/13-3	Wet	2/20/2013 9:25:00 AM	3/14/2013 1:36:00 AM	Endrin	n/a	<	0.0028	µg/L	EPA 608	0.0028	0.01	WKL	
MO-VEN	2012/13-3	Wet	2/20/2013 9:25:00 AM	3/14/2013 1:36:00 AM	Endrin aldehyde	n/a	<	0.003	µg/L	EPA 608	0.003	0.01	WKL	
MO-VEN	2012/13-3	Wet	2/20/2013 9:25:00 AM	3/15/2013 2:19:00 AM	EPTC	n/a	<	0.017	µg/L	EPA 525.2	0.017	1	WKL	
MO-VEN	2012/13-3	Wet	2/20/2013 9:25:00 AM	3/15/2013 7:57:00 AM	Ethoprop	n/a	<	0.0067	µg/L	EPA 525.2	0.0067	0.01	WKL	
MO-VEN	2012/13-3	Wet	2/20/2013 9:25:00 AM	3/15/2013 7:57:00 AM	Ethyl parathion	n/a	<	0.0054	µg/L	EPA 525.2	0.0054	0.01	WKL	
MO-VEN	2012/13-3	Wet	2/20/2013 9:25:00 AM	3/15/2013 7:57:00 AM	Fensulfothion	n/a	<	0.0029	µg/L	EPA 525.2	0.0029	0.01	WKL	
MO-VEN	2012/13-3	Wet	2/20/2013 9:25:00 AM	3/15/2013 7:57:00 AM	Fenthion	n/a	<	0.0038	µg/L	EPA 525.2	0.0038	0.01	WKL	
MO-VEN	2012/13-3	Wet	2/20/2013 9:25:00 AM	3/14/2013 1:36:00 AM	gamma-BHC (Lindane)	n/a	<	0.0021	µg/L	EPA 608	0.0021	0.02	WKL	
MO-VEN	2012/13-3	Wet	2/20/2013 9:25:00 AM	3/14/2013 1:36:00 AM	gamma-Chlordane	n/a	<	0.0044	µg/L	EPA 608	0.0044	0.01	WKL	
MO-VEN	2012/13-3	Wet	2/20/2013 9:25:00 AM	2/25/2013 5:50:00 PM	Glyphosate	n/a	=	31	µg/L	EPA 547	1.8	5	WKL	
MO-VEN	2012/13-3	Wet	2/20/2013 9:25:00 AM	3/14/2013 1:36:00 AM	Heptachlor	n/a	<	0.0017	µg/L	EPA 608	0.0017	0.01	WKL	
MO-VEN	2012/13-3	Wet	2/20/2013 9:25:00 AM	3/14/2013 1:36:00 AM	Heptachlor epoxide	n/a	<	0.0019	µg/L	EPA 608	0.0019	0.01	WKL	
MO-VEN	2012/13-3	Wet	2/20/2013 9:25:00 AM	3/15/2013 7:57:00 AM	Malathion	n/a	<	0.0076	µg/L	EPA 525.2	0.0076	0.01	WKL	
MO-VEN	2012/13-3	Wet	2/20/2013 9:25:00 AM	3/15/2013 7:57:00 AM	Merphos	n/a	<	0.0058	µg/L	EPA 525.2	0.0058	0.01	WKL	
MO-VEN	2012/13-3	Wet	2/20/2013 9:25:00 AM	3/14/2013 1:36:00 AM	Methoxychlor	n/a	<	0.0054	µg/L	EPA 608	0.0054	0.02	WKL	
MO-VEN	2012/13-3	Wet	2/20/2013 9:25:00 AM	3/15/2013 7:57:00 AM	Methyl parathion	n/a	<	0.0063	µg/L	EPA 525.2	0.0063	0.01	WKL	
MO-VEN	2012/13-3	Wet	2/20/2013 9:25:00 AM	3/15/2013 2:19:00 AM	Metolachlor	n/a	<	0.012	µg/L	EPA 525.2	0.012	0.1	WKL	
MO-VEN	2012/13-3	Wet	2/20/2013 9:25:00 AM	3/15/2013 2:19:00 AM	Metribuzin	n/a	<	0.015	µg/L	EPA 525.2	0.015	0.1	WKL	
MO-VEN	2012/13-3	Wet	2/20/2013 9:25:00 AM	3/15/2013 7:57:00 AM	Mevinphos	n/a	<	0.0042	µg/L	EPA 525.2	0.0042	0.01	WKL	
MO-VEN	2012/13-3	Wet	2/20/2013 9:25:00 AM	3/15/2013 2:19:00 AM	Molinate	n/a	<	0.039	µg/L	EPA 525.2	0.039	0.1	WKL	
MO-VEN	2012/13-3	Wet	2/20/2013 9:25:00 AM	3/15/2013 7:57:00 AM	Naled	n/a	<	0.0076	µg/L	EPA 525.2	0.0076	0.01	WKL	
MO-VEN	2012/13-3	Wet	2/20/2013 9:25:00 AM	2/26/2013 5:26:00 PM	Pentachlorophenol	n/a	<	0.04	µg/L	EPA 515.3	0.04	0.2	WKL	
MO-VEN	2012/13-3	Wet	2/20/2013 9:25:00 AM	3/15/2013 7:57:00 AM	Phorate	n/a	<	0.003	µg/L	EPA 525.2	0.003	0.01	WKL	
MO-VEN	2012/13-3	Wet	2/20/2013 9:25:00 AM	2/26/2013 5:26:00 PM	Picloram	n/a	<	0.05	µg/L	EPA 515.3	0.05	0.6	WKL	
MO-VEN	2012/13-3	Wet	2/20/2013 9:25:00 AM	3/15/2013 2:19:00 AM	Prometon	n/a	<	0.024	µg/L	EPA 525.2	0.024	0.2	WKL	
MO-VEN	2012/13-3	Wet	2/20/2013 9:25:00 AM	3/15/2013 2:19:00 AM	Prometryn	n/a	<	0.036	µg/L	EPA 525.2	0.036	0.1	WKL	
MO-VEN	2012/13-3	Wet	2/20/2013 9:25:00 AM	3/15/2013 7:57:00 AM	Ronnel (Fenchlorphos)	n/a	<	0.0041	µg/L	EPA 525.2	0.0041	0.01	WKL	
MO-VEN	2012/13-3	Wet	2/20/2013 9:25:00 AM	3/15/2013 2:19:00 AM	Simazine	n/a	<	0.015	µg/L	EPA 525.2	0.015	0.1	WKL	
MO-VEN	2012/13-3	Wet	2/20/2013 9:25:00 AM	3/15/2013 7:57:00 AM	Stirophos (Tetrachlorvinphos)	n/a	<	0.0031	µg/L	EPA 525.2	0.0031	0.01	WKL	
MO-VEN	2012/13-3	Wet	2/20/2013 9:25:00 AM	3/15/2013 2:19:00 AM	Terbacil	n/a	<	0.55	µg/L	EPA 525.2	0.55	2	WKL	
MO-VEN	2012/13-3	Wet	2/20/2013 9:25:00 AM	3/15/2013 2:19:00 AM	Thiobencarb	n/a	<	0.025	µg/L	EPA 525.2	0.025	0.2	WKL	
MO-VEN	2012/13-3	Wet	2/20/2013 9:25:00 AM	3/15/2013 7:57:00 AM	Tokuthion	n/a	<	0.0078	µg/L	EPA 525.2	0.0078	0.01	WKL	
MO-VEN	2012/13-3	Wet	2/20/2013 9:25:00 AM	3/14/2013 1:36:00 AM	Toxaphene	n/a	<	0.12	µg/L	EPA 608	0.12	0.5	WKL	
MO-VEN	2012/13-3	Wet	2/20/2013 9:25:00 AM	3/15/2013 7:57:00 AM	Trichloronate	n/a	<	0.0067	µg/L	EPA 525.2	0.0067	0.01	WKL	
MO-VEN	2012/13-3	Wet	2/20/2013 9:25:00 AM	3/15/2013 2:19:00 AM	Trithion	n/a	<	0.012	µg/L	EPA 525.2	0.012	0.1	WKL	
MO-VEN	2012/13-4	Wet	3/7/2013 9:35:00 PM	3/8/2013 11:02:00 PM	E. Coli	n/a	=	3448	MPN/100 mL	MMO-MUG	10	10	VCHCA	
MO-VEN	2012/13-4	Wet	3/7/2013 9:35:00 PM	3/12/2013 3:13:00 AM	Fecal Coliform	n/a	=	9000	MPN/100 mL	SM 9221 E	2	2	VCHCA	
MO-VEN	2012/13-4	Wet	3/7/2013 9:35:00 PM	3/8/2013 11:02:00 PM	Total Coliform	n/a	=	157600	MPN/100 mL	MMO-MUG	1000	1000	VCHCA	
MO-VEN	2012/13-4	Wet	3/7/2013 9:35:00 PM	3/7/2013 9:35:00 PM	Conductivity	n/a	=	239	µmhos/cm	Field Meter	-88	1	Field Crew	
MO-VEN	2012/13-4	Wet	3/7/2013 9:35:00 PM	3/22/2013 2:00:00 PM	Cyanide	Total	<	0.0027	mg/L	EPA 335.4	0.0027	0.005	WKL	
MO-VEN	2012/13-4	Wet	3/7/2013 9:35:00 PM	3/7/2013 9:35:00 PM	DO	n/a	=	82	%	Field Meter	-88	0.1	Field Crew	
MO-VEN	2012/13-4	Wet	3/7/2013 9:35:00 PM	3/7/2013 9:35:00 PM	DO	n/a	=	8.35	mg/L	Field Meter	-88	0.3	Field Crew	
MO-VEN	2012/13-4	Wet	3/7/2013 9:35:00 PM	3/7/2013 9:35:00 PM	pH	n/a	=	7.77	pH Units	Field Meter	-88	0.01	Field Crew	
MO-VEN	2012/13-4	Wet	3/7/2013 9:35:00 PM	3/7/2013 9:35:00 PM	Salinity	n/a	=	100	mg/L	Field Meter	-88	100	Field Crew	

Appendix G
Laboratory Environmental Analysis Results

Site ID	Event	Event Type	Sample Date	Analysis Date	Constituent	Fraction	Sign	Result	Units	Method	MDL	Reporting Limit	Analyzing Laboratory	Qualifier
MO-VEN	2012/13-4	Wet	3/7/2013 9:35:00 PM	3/7/2013 9:35:00 PM	Specific Conductance	n/a	=	302.8	µmhos/cm	Field Meter	-88	1	Field Crew	
MO-VEN	2012/13-4	Wet	3/7/2013 9:35:00 PM	3/7/2013 9:35:00 PM	Temperature	n/a	=	13.9	°C	Field Meter	-88	0.1	Field Crew	
MO-VEN	2012/13-4	Wet	3/7/2013 9:35:00 PM	3/14/2013 3:00:00 PM	Oil and Grease	n/a	DNQ	3.4	mg/L	EPA 1664A	1.3	5	WKL	
MO-VEN	2012/13-4	Wet	3/7/2013 9:35:00 PM	3/14/2013 3:00:00 PM	TPH	n/a	<	1.9	mg/L	EPA 1664A	1.9	5	WKL	
MO-VEN	2012/13-4	Wet	3/7/2013 9:35:00 PM	3/11/2013 6:09:00 PM	2-Chloroethyl vinyl ether	n/a	<	0.61	µg/L	EPA 524.2	0.61	1	WKL	
MO-VEN	2012/13-4	Wet	3/7/2013 9:35:00 PM	3/11/2013 6:09:00 PM	Methyl tert-butyl ether (MTBE)	n/a	<	0.19	µg/L	EPA 524.2	0.19	2	WKL	
MO-VEN	2012/13-4	Wet	3/8/2013 11:33:00 AM	3/19/2013 8:50:00 PM	Chloride	n/a	=	37	mg/L	EPA 300.0	0.1	0.5	WKL	
MO-VEN	2012/13-4	Wet	3/8/2013 11:33:00 AM	3/19/2013 8:50:00 PM	Fluoride	n/a	=	0.41	mg/L	EPA 300.0	0.02	0.1	WKL	
MO-VEN	2012/13-4	Wet	3/8/2013 11:33:00 AM	3/19/2013 5:42:00 PM	Perchlorate	n/a	=	5.7	µg/L	EPA 314.0	1.9	4	WKL	D
MO-VEN	2012/13-4	Wet	3/8/2013 11:33:00 AM	3/14/2013 11:46:00 AM	Calcium	Total	=	42.9	mg/L	EPA 200.7	0.0156	0.1	WKL	
MO-VEN	2012/13-4	Wet	3/8/2013 11:33:00 AM	3/14/2013 11:46:00 AM	Magnesium	Total	=	15.4	mg/L	EPA 200.7	0.0121	0.1	WKL	
MO-VEN	2012/13-4	Wet	3/8/2013 11:33:00 AM	3/22/2013 10:05:00 AM	Alkalinity as CaCO3	n/a	=	76	mg/L	SM 2320 B	0.56	10	WKL	
MO-VEN	2012/13-4	Wet	3/8/2013 11:33:00 AM	3/14/2013 2:00:00 PM	BOD	n/a	=	40	mg/L	SM 5210 B	0.1	2	WKL	EST
MO-VEN	2012/13-4	Wet	3/8/2013 11:33:00 AM	3/20/2013 10:56:00 PM	COD	n/a	=	250	mg/L	EPA 410.4	0.73	5	WKL	
MO-VEN	2012/13-4	Wet	3/8/2013 11:33:00 AM	3/14/2013 11:46:00 AM	Hardness as CaCO3	Total	=	171	mg/L	EPA 200.7	0.0885	0.662	WKL	
MO-VEN	2012/13-4	Wet	3/8/2013 11:33:00 AM	3/9/2013 8:43:00 PM	MBAS	n/a	=	1.1	mg/L	SM 5540 C	0.076	0.2	WKL	D
MO-VEN	2012/13-4	Wet	3/8/2013 11:33:00 AM	3/26/2013 12:03:00 PM	Phenolics	n/a	=	0.083	mg/L	EPA 420.4	0.0042	0.01	WKL	
MO-VEN	2012/13-4	Wet	3/8/2013 11:33:00 AM	3/18/2013 3:18:00 PM	Specific Conductance	n/a	=	630	µmhos/cm	SM 2510 B	0.23	2	WKL	
MO-VEN	2012/13-4	Wet	3/8/2013 11:33:00 AM	3/12/2013 9:45:00 PM	Total Dissolved Solids	n/a	=	450	mg/L	SM 2540 C	4	10	WKL	
MO-VEN	2012/13-4	Wet	3/8/2013 11:33:00 AM	3/14/2013 2:56:00 PM	Total Organic Carbon	n/a	=	48	mg/L	SM 5310 C	0.36	12	WKL	D
MO-VEN	2012/13-4	Wet	3/8/2013 11:33:00 AM	3/12/2013 8:00:00 PM	Total Suspended Solids	n/a	=	140	mg/L	SM 2540 D	5	5	WKL	
MO-VEN	2012/13-4	Wet	3/8/2013 11:33:00 AM	3/9/2013 6:55:00 PM	Turbidity	n/a	=	51	NTU	EPA 180.1	0.024	0.1	WKL	
MO-VEN	2012/13-4	Wet	3/8/2013 11:33:00 AM	3/12/2013 8:00:00 PM	Volatile Suspended Solids	n/a	=	60	mg/L	EPA 160.4	3.1	5	WKL	
MO-VEN	2012/13-4	Wet	3/8/2013 11:33:00 AM	4/1/2013 6:33:00 PM	Aluminum	Dissolved	=	46	µg/L	EPA 200.8	0.61	5	WKL	
MO-VEN	2012/13-4	Wet	3/8/2013 11:33:00 AM	4/1/2013 9:07:00 PM	Aluminum	Total	=	1700	µg/L	EPA 200.8	2.1	5	WKL	
MO-VEN	2012/13-4	Wet	3/8/2013 11:33:00 AM	4/1/2013 6:33:00 PM	Antimony	Dissolved	=	2	µg/L	EPA 200.8	0.04	0.5	WKL	
MO-VEN	2012/13-4	Wet	3/8/2013 11:33:00 AM	4/1/2013 9:07:00 PM	Antimony	Total	=	2.8	µg/L	EPA 200.8	0.04	0.5	WKL	
MO-VEN	2012/13-4	Wet	3/8/2013 11:33:00 AM	4/1/2013 6:33:00 PM	Arsenic	Dissolved	=	2.1	µg/L	EPA 200.8	0.036	0.4	WKL	
MO-VEN	2012/13-4	Wet	3/8/2013 11:33:00 AM	4/1/2013 9:07:00 PM	Arsenic	Total	=	2.9	µg/L	EPA 200.8	0.13	0.4	WKL	
MO-VEN	2012/13-4	Wet	3/8/2013 11:33:00 AM	4/2/2013 1:19:00 PM	Beryllium	Dissolved	<	0.088	µg/L	EPA 200.8	0.088	0.1	WKL	
MO-VEN	2012/13-4	Wet	3/8/2013 11:33:00 AM	4/2/2013 2:09:00 PM	Beryllium	Total	<	0.088	µg/L	EPA 200.8	0.088	0.1	WKL	
MO-VEN	2012/13-4	Wet	3/8/2013 11:33:00 AM	4/1/2013 6:33:00 PM	Cadmium	Dissolved	=	0.11	µg/L	EPA 200.8	0.02	0.1	WKL	
MO-VEN	2012/13-4	Wet	3/8/2013 11:33:00 AM	4/1/2013 9:07:00 PM	Cadmium	Total	=	0.35	µg/L	EPA 200.8	0.02	0.1	WKL	
MO-VEN	2012/13-4	Wet	3/8/2013 11:33:00 AM	4/1/2013 6:33:00 PM	Chromium	Dissolved	=	1.6	µg/L	EPA 200.8	0.074	0.2	WKL	
MO-VEN	2012/13-4	Wet	3/8/2013 11:33:00 AM	4/1/2013 9:07:00 PM	Chromium	Total	=	4.9	µg/L	EPA 200.8	0.074	0.2	WKL	
MO-VEN	2012/13-4	Wet	3/8/2013 11:33:00 AM	3/13/2013 3:51:00 PM	Chromium VI	n/a	=	0.82	µg/L	EPA 218.6	0.0059	0.3	WKL	
MO-VEN	2012/13-4	Wet	3/8/2013 11:33:00 AM	4/1/2013 6:33:00 PM	Copper	Dissolved	=	25	µg/L	EPA 200.8	0.27	0.5	WKL	
MO-VEN	2012/13-4	Wet	3/8/2013 11:33:00 AM	4/1/2013 9:07:00 PM	Copper	Total	=	57	µg/L	EPA 200.8	0.27	0.5	WKL	
MO-VEN	2012/13-4	Wet	3/8/2013 11:33:00 AM	3/14/2013 11:44:00 AM	Iron	Dissolved	=	160	µg/L	EPA 200.7	1.1	10	WKL	
MO-VEN	2012/13-4	Wet	3/8/2013 11:33:00 AM	3/14/2013 11:46:00 AM	Iron	Total	=	2700	µg/L	EPA 200.7	1.1	10	WKL	
MO-VEN	2012/13-4	Wet	3/8/2013 11:33:00 AM	4/2/2013 1:19:00 PM	Lead	Dissolved	=	0.76	µg/L	EPA 200.8	0.011	0.2	WKL	UL-MB
MO-VEN	2012/13-4	Wet	3/8/2013 11:33:00 AM	4/2/2013 2:09:00 PM	Lead	Total	=	7.1	µg/L	EPA 200.8	0.035	0.2	WKL	
MO-VEN	2012/13-4	Wet	3/8/2013 11:33:00 AM	3/27/2013 4:49:00 PM	Mercury	Dissolved	DNQ	13	ng/L	EPA 245.1	3.9	50	WKL	
MO-VEN	2012/13-4	Wet	3/8/2013 11:33:00 AM	4/3/2013 2:38:00 PM	Mercury	Total	=	73	ng/L	EPA 245.1	3.9	50	WKL	
MO-VEN	2012/13-4	Wet	3/8/2013 11:33:00 AM	4/1/2013 6:33:00 PM	Nickel	Dissolved	=	8.6	µg/L	EPA 200.8	0.13	0.8	WKL	
MO-VEN	2012/13-4	Wet	3/8/2013 11:33:00 AM	4/1/2013 9:07:00 PM	Nickel	Total	=	12	µg/L	EPA 200.8	0.13	0.8	WKL	
MO-VEN	2012/13-4	Wet	3/8/2013 11:33:00 AM	4/1/2013 6:33:00 PM	Selenium	Dissolved	=	1.3	µg/L	EPA 200.8	0.28	0.4	WKL	
MO-VEN	2012/13-4	Wet	3/8/2013 11:33:00 AM	4/1/2013 9:07:00 PM	Selenium	Total	=	1.6	µg/L	EPA 200.8	0.28	0.4	WKL	

Appendix G
Laboratory Environmental Analysis Results

Site ID	Event	Event Type	Sample Date	Analysis Date	Constituent	Fraction	Sign	Result	Units	Method	MDL	Reporting Limit	Analyzing Laboratory	Qualifier
MO-VEN	2012/13-4	Wet	3/8/2013 11:33:00 AM	4/1/2013 6:33:00 PM	Silver	Dissolved	<	0.027	µg/L	EPA 200.8	0.027	0.2	WKL	
MO-VEN	2012/13-4	Wet	3/8/2013 11:33:00 AM	4/1/2013 9:07:00 PM	Silver	Total	DNQ	0.04	µg/L	EPA 200.8	0.027	0.2	WKL	
MO-VEN	2012/13-4	Wet	3/8/2013 11:33:00 AM	4/1/2013 6:33:00 PM	Thallium	Dissolved	<	0.009	µg/L	EPA 200.8	0.009	0.2	WKL	
MO-VEN	2012/13-4	Wet	3/8/2013 11:33:00 AM	4/1/2013 9:07:00 PM	Thallium	Total	DNQ	0.05	µg/L	EPA 200.8	0.034	0.2	WKL	
MO-VEN	2012/13-4	Wet	3/8/2013 11:33:00 AM	4/1/2013 6:33:00 PM	Zinc	Dissolved	=	140	µg/L	EPA 200.8	1.1	5	WKL	
MO-VEN	2012/13-4	Wet	3/8/2013 11:33:00 AM	4/1/2013 9:07:00 PM	Zinc	Total	=	270	µg/L	EPA 200.8	1.1	5	WKL	
MO-VEN	2012/13-4	Wet	3/8/2013 11:33:00 AM	3/26/2013 1:56:00 PM	Ammonia as N	n/a	=	1	mg/L	EPA 350.1	0.048	0.1	WKL	
MO-VEN	2012/13-4	Wet	3/8/2013 11:33:00 AM	3/11/2013 5:00:00 PM	Nitrate + Nitrite as N	n/a	=	1.3	mg/L	EPA 353.2	0.01	0.1	WKL	
MO-VEN	2012/13-4	Wet	3/8/2013 11:33:00 AM	4/4/2013 8:03:00 PM	Phosphorus as P	Dissolved	=	0.3	mg/L	EPA 365.1	0.007	0.05	WKL	D
MO-VEN	2012/13-4	Wet	3/8/2013 11:33:00 AM	3/15/2013 2:41:00 PM	Phosphorus as P	Total	=	0.7	mg/L	EPA 365.1	0.007	0.05	WKL	D
MO-VEN	2012/13-4	Wet	3/8/2013 11:33:00 AM	3/21/2013 1:33:00 PM	TKN	n/a	=	5.9	mg/L	EPA 351.2	0.15	0.2	WKL	D
MO-VEN	2012/13-4	Wet	3/8/2013 11:33:00 AM	3/19/2013 1:43:00 AM	1,2,4-Trichlorobenzene	n/a	<	5.5	µg/L	EPA 625	5.5	10	WKL	D
MO-VEN	2012/13-4	Wet	3/8/2013 11:33:00 AM	3/19/2013 1:43:00 AM	1,2-Dichlorobenzene	n/a	<	5.7	µg/L	EPA 625	5.7	10	WKL	D
MO-VEN	2012/13-4	Wet	3/8/2013 11:33:00 AM	3/19/2013 1:43:00 AM	1,2-Diphenylhydrazine	n/a	<	2.5	µg/L	EPA 625	2.5	10	WKL	D
MO-VEN	2012/13-4	Wet	3/8/2013 11:33:00 AM	3/19/2013 1:43:00 AM	1,3-Dichlorobenzene	n/a	<	5.3	µg/L	EPA 625	5.3	10	WKL	D
MO-VEN	2012/13-4	Wet	3/8/2013 11:33:00 AM	3/19/2013 1:43:00 AM	1,4-Dichlorobenzene	n/a	<	5.5	µg/L	EPA 625	5.5	10	WKL	D
MO-VEN	2012/13-4	Wet	3/8/2013 11:33:00 AM	4/9/2013 10:33:00 PM	1-Methylnaphthalene	n/a	<	0.1	µg/L	EPA 8270Cm	0.1	0.1	WKL	
MO-VEN	2012/13-4	Wet	3/8/2013 11:33:00 AM	4/11/2013 4:37:00 AM	2,4,5-Trichlorophenol	n/a	<	0.29	µg/L	EPA 8270Cm	0.29	1	WKL	
MO-VEN	2012/13-4	Wet	3/8/2013 11:33:00 AM	4/11/2013 4:37:00 AM	2,4,6-Trichlorophenol	n/a	<	0.3	µg/L	EPA 8270Cm	0.3	1	WKL	
MO-VEN	2012/13-4	Wet	3/8/2013 11:33:00 AM	4/11/2013 4:37:00 AM	2,4-Dichlorophenol	n/a	<	0.51	µg/L	EPA 8270Cm	0.51	1	WKL	
MO-VEN	2012/13-4	Wet	3/8/2013 11:33:00 AM	4/11/2013 4:37:00 AM	2,4-Dimethylphenol	n/a	<	1	µg/L	EPA 8270Cm	1	2	WKL	
MO-VEN	2012/13-4	Wet	3/8/2013 11:33:00 AM	4/11/2013 4:37:00 AM	2,4-Dinitrophenol	n/a	<	1	µg/L	EPA 8270Cm	1	2	WKL	
MO-VEN	2012/13-4	Wet	3/8/2013 11:33:00 AM	3/19/2013 1:43:00 AM	2,4-Dinitrotoluene	n/a	<	1.8	µg/L	EPA 625	1.8	10	WKL	D
MO-VEN	2012/13-4	Wet	3/8/2013 11:33:00 AM	3/19/2013 1:43:00 AM	2,6-Dinitrotoluene	n/a	<	2.7	µg/L	EPA 625	2.7	10	WKL	D
MO-VEN	2012/13-4	Wet	3/8/2013 11:33:00 AM	3/19/2013 1:43:00 AM	2-Chloronaphthalene	n/a	<	4.5	µg/L	EPA 625	4.5	10	WKL	D
MO-VEN	2012/13-4	Wet	3/8/2013 11:33:00 AM	4/11/2013 4:37:00 AM	2-Chlorophenol	n/a	<	0.65	µg/L	EPA 8270Cm	0.65	1	WKL	
MO-VEN	2012/13-4	Wet	3/8/2013 11:33:00 AM	4/9/2013 10:33:00 PM	2-Methylnaphthalene	n/a	<	0.1	µg/L	EPA 8270Cm	0.1	0.1	WKL	
MO-VEN	2012/13-4	Wet	3/8/2013 11:33:00 AM	4/11/2013 4:37:00 AM	2-Methylphenol	n/a	<	0.34	µg/L	EPA 8270Cm	0.34	1	WKL	
MO-VEN	2012/13-4	Wet	3/8/2013 11:33:00 AM	4/11/2013 4:37:00 AM	2-Nitrophenol	n/a	<	0.71	µg/L	EPA 8270Cm	0.71	1	WKL	
MO-VEN	2012/13-4	Wet	3/8/2013 11:33:00 AM	3/19/2013 1:43:00 AM	3,3'-Dichlorobenzidine	n/a	<	12	µg/L	EPA 625	12	50	WKL	D
MO-VEN	2012/13-4	Wet	3/8/2013 11:33:00 AM	4/11/2013 4:37:00 AM	3-/4-Methylphenol	n/a	<	0.3	µg/L	EPA 8270Cm	0.3	1	WKL	
MO-VEN	2012/13-4	Wet	3/8/2013 11:33:00 AM	4/11/2013 4:37:00 AM	4,6-Dinitro-2-methylphenol	n/a	<	0.14	µg/L	EPA 8270Cm	0.14	1	WKL	
MO-VEN	2012/13-4	Wet	3/8/2013 11:33:00 AM	3/19/2013 1:43:00 AM	4-Bromophenyl phenyl ether	n/a	<	3.6	µg/L	EPA 625	3.6	10	WKL	D
MO-VEN	2012/13-4	Wet	3/8/2013 11:33:00 AM	4/11/2013 4:37:00 AM	4-Chloro-3-methylphenol	n/a	<	0.37	µg/L	EPA 8270Cm	0.37	1	WKL	
MO-VEN	2012/13-4	Wet	3/8/2013 11:33:00 AM	3/19/2013 1:43:00 AM	4-Chlorophenyl phenyl ether	n/a	<	4.1	µg/L	EPA 625	4.1	10	WKL	D
MO-VEN	2012/13-4	Wet	3/8/2013 11:33:00 AM	4/11/2013 4:37:00 AM	4-Nitrophenol	n/a	<	1	µg/L	EPA 8270Cm	1	2	WKL	
MO-VEN	2012/13-4	Wet	3/8/2013 11:33:00 AM	4/9/2013 10:33:00 PM	Acenaphthene	n/a	<	0.1	µg/L	EPA 8270Cm	0.1	0.1	WKL	
MO-VEN	2012/13-4	Wet	3/8/2013 11:33:00 AM	4/9/2013 10:33:00 PM	Acenaphthylene	n/a	<	0.1	µg/L	EPA 8270Cm	0.1	0.1	WKL	
MO-VEN	2012/13-4	Wet	3/8/2013 11:33:00 AM	4/9/2013 10:33:00 PM	Anthracene	n/a	<	0.1	µg/L	EPA 8270Cm	0.1	0.1	WKL	
MO-VEN	2012/13-4	Wet	3/8/2013 11:33:00 AM	4/9/2013 10:33:00 PM	Benz(a)anthracene	n/a	<	0.1	µg/L	EPA 8270Cm	0.1	0.1	WKL	
MO-VEN	2012/13-4	Wet	3/8/2013 11:33:00 AM	3/19/2013 1:43:00 AM	Benzidine	n/a	<	37	µg/L	EPA 625	37	100	WKL	D
MO-VEN	2012/13-4	Wet	3/8/2013 11:33:00 AM	3/26/2013 7:51:00 PM	Benzo(a)pyrene	n/a	<	0.07	µg/L	EPA 525.2	0.07	0.1	WKL	
MO-VEN	2012/13-4	Wet	3/8/2013 11:33:00 AM	4/9/2013 10:33:00 PM	Benzo(b)fluoranthene	n/a	<	0.1	µg/L	EPA 8270Cm	0.1	0.1	WKL	
MO-VEN	2012/13-4	Wet	3/8/2013 11:33:00 AM	4/9/2013 10:33:00 PM	Benzo(g,h,i)perylene	n/a	<	0.1	µg/L	EPA 8270Cm	0.1	0.1	WKL	
MO-VEN	2012/13-4	Wet	3/8/2013 11:33:00 AM	4/9/2013 10:33:00 PM	Benzo(k)fluoranthene	n/a	<	0.1	µg/L	EPA 8270Cm	0.1	0.1	WKL	
MO-VEN	2012/13-4	Wet	3/8/2013 11:33:00 AM	3/19/2013 1:43:00 AM	Bis(2-chloroethoxy)methane	n/a	<	2.5	µg/L	EPA 625	2.5	10	WKL	D
MO-VEN	2012/13-4	Wet	3/8/2013 11:33:00 AM	3/19/2013 1:43:00 AM	Bis(2-chloroethyl)ether	n/a	<	2.7	µg/L	EPA 625	2.7	10	WKL	D
MO-VEN	2012/13-4	Wet	3/8/2013 11:33:00 AM	3/19/2013 1:43:00 AM	Bis(2-chloroisopropyl)ether	n/a	<	3.8	µg/L	EPA 625	3.8	10	WKL	D

Appendix G
Laboratory Environmental Analysis Results

Site ID	Event	Event Type	Sample Date	Analysis Date	Constituent	Fraction	Sign	Result	Units	Method	MDL	Reporting Limit	Analyzing Laboratory	Qualifier
MO-VEN	2012/13-4	Wet	3/8/2013 11:33:00 AM	3/26/2013 7:51:00 PM	Bis(2-ethylhexyl)adipate	n/a	<	0.1	µg/L	EPA 525.2	0.1	5	WKL	
MO-VEN	2012/13-4	Wet	3/8/2013 11:33:00 AM	3/26/2013 7:51:00 PM	Bis(2-ethylhexyl)phthalate	n/a	=	5.5	µg/L	EPA 525.2	1.1	3	WKL	
MO-VEN	2012/13-4	Wet	3/8/2013 11:33:00 AM	3/19/2013 1:43:00 AM	Butyl benzyl phthalate	n/a	<	1.8	µg/L	EPA 625	1.8	10	WKL	D
MO-VEN	2012/13-4	Wet	3/8/2013 11:33:00 AM	4/9/2013 10:33:00 PM	Chrysene	n/a	<	0.1	µg/L	EPA 8270Cm	0.1	0.1	WKL	
MO-VEN	2012/13-4	Wet	3/8/2013 11:33:00 AM	4/9/2013 10:33:00 PM	Dibenz(a,h)anthracene	n/a	<	0.1	µg/L	EPA 8270Cm	0.1	0.1	WKL	
MO-VEN	2012/13-4	Wet	3/8/2013 11:33:00 AM	3/19/2013 1:43:00 AM	Diethyl phthalate	n/a	<	1.5	µg/L	EPA 625	1.5	10	WKL	D
MO-VEN	2012/13-4	Wet	3/8/2013 11:33:00 AM	3/19/2013 1:43:00 AM	Dimethyl phthalate	n/a	<	1.8	µg/L	EPA 625	1.8	10	WKL	D
MO-VEN	2012/13-4	Wet	3/8/2013 11:33:00 AM	3/19/2013 1:43:00 AM	Di-n-butylphthalate	n/a	<	2.4	µg/L	EPA 625	2.4	10	WKL	D
MO-VEN	2012/13-4	Wet	3/8/2013 11:33:00 AM	3/19/2013 1:43:00 AM	Di-n-octylphthalate	n/a	<	1.9	µg/L	EPA 625	1.9	10	WKL	D
MO-VEN	2012/13-4	Wet	3/8/2013 11:33:00 AM	4/9/2013 10:33:00 PM	Fluoranthene	n/a	=	0.11	µg/L	EPA 8270Cm	0.1	0.1	WKL	
MO-VEN	2012/13-4	Wet	3/8/2013 11:33:00 AM	4/9/2013 10:33:00 PM	Fluorene	n/a	<	0.1	µg/L	EPA 8270Cm	0.1	0.1	WKL	
MO-VEN	2012/13-4	Wet	3/8/2013 11:33:00 AM	3/19/2013 1:43:00 AM	Hexachlorobenzene	n/a	<	4.9	µg/L	EPA 625	4.9	10	WKL	D
MO-VEN	2012/13-4	Wet	3/8/2013 11:33:00 AM	3/19/2013 1:43:00 AM	Hexachlorobutadiene	n/a	<	4.7	µg/L	EPA 625	4.7	10	WKL	D
MO-VEN	2012/13-4	Wet	3/8/2013 11:33:00 AM	3/19/2013 1:43:00 AM	Hexachlorocyclopentadiene	n/a	<	15	µg/L	EPA 625	15	50	WKL	D
MO-VEN	2012/13-4	Wet	3/8/2013 11:33:00 AM	3/19/2013 1:43:00 AM	Hexachloroethane	n/a	<	5.2	µg/L	EPA 625	5.2	10	WKL	D
MO-VEN	2012/13-4	Wet	3/8/2013 11:33:00 AM	4/9/2013 10:33:00 PM	Indeno(1,2,3-cd)pyrene	n/a	<	0.1	µg/L	EPA 8270Cm	0.1	0.1	WKL	
MO-VEN	2012/13-4	Wet	3/8/2013 11:33:00 AM	3/19/2013 1:43:00 AM	Isophorone	n/a	<	2.1	µg/L	EPA 625	2.1	10	WKL	D
MO-VEN	2012/13-4	Wet	3/8/2013 11:33:00 AM	4/9/2013 10:33:00 PM	Naphthalene	n/a	<	0.1	µg/L	EPA 8270Cm	0.1	0.1	WKL	
MO-VEN	2012/13-4	Wet	3/8/2013 11:33:00 AM	3/19/2013 1:43:00 AM	Nitrobenzene	n/a	<	3.6	µg/L	EPA 625	3.6	10	WKL	D
MO-VEN	2012/13-4	Wet	3/8/2013 11:33:00 AM	3/19/2013 1:43:00 AM	N-Nitrosodimethylamine	n/a	<	1.4	µg/L	EPA 625	1.4	10	WKL	D
MO-VEN	2012/13-4	Wet	3/8/2013 11:33:00 AM	3/19/2013 1:43:00 AM	N-Nitrosodi-N-propylamine	n/a	<	2.6	µg/L	EPA 625	2.6	10	WKL	D
MO-VEN	2012/13-4	Wet	3/8/2013 11:33:00 AM	3/19/2013 1:43:00 AM	N-Nitrosodiphenylamine	n/a	<	1.9	µg/L	EPA 625	1.9	10	WKL	D
MO-VEN	2012/13-4	Wet	3/8/2013 11:33:00 AM	4/9/2013 10:33:00 PM	Phenanthrene	n/a	<	0.1	µg/L	EPA 8270Cm	0.1	0.1	WKL	
MO-VEN	2012/13-4	Wet	3/8/2013 11:33:00 AM	4/11/2013 4:37:00 AM	Phenol	n/a	<	0.35	µg/L	EPA 8270Cm	0.35	1	WKL	
MO-VEN	2012/13-4	Wet	3/8/2013 11:33:00 AM	4/9/2013 10:33:00 PM	Pyrene	n/a	<	0.1	µg/L	EPA 8270Cm	0.1	0.1	WKL	
MO-VEN	2012/13-4	Wet	3/8/2013 11:33:00 AM	3/24/2013 7:34:00 AM	PCB Aroclor 1016	n/a	<	0.05	µg/L	EPA 608	0.05	0.5	WKL	
MO-VEN	2012/13-4	Wet	3/8/2013 11:33:00 AM	3/24/2013 7:34:00 AM	PCB Aroclor 1221	n/a	<	0.06	µg/L	EPA 608	0.06	0.5	WKL	
MO-VEN	2012/13-4	Wet	3/8/2013 11:33:00 AM	3/24/2013 7:34:00 AM	PCB Aroclor 1232	n/a	<	0.15	µg/L	EPA 608	0.15	0.5	WKL	
MO-VEN	2012/13-4	Wet	3/8/2013 11:33:00 AM	3/24/2013 7:34:00 AM	PCB Aroclor 1242	n/a	<	0.07	µg/L	EPA 608	0.07	0.5	WKL	
MO-VEN	2012/13-4	Wet	3/8/2013 11:33:00 AM	3/24/2013 7:34:00 AM	PCB Aroclor 1248	n/a	<	0.06	µg/L	EPA 608	0.06	0.5	WKL	
MO-VEN	2012/13-4	Wet	3/8/2013 11:33:00 AM	3/24/2013 7:34:00 AM	PCB Aroclor 1254	n/a	<	0.04	µg/L	EPA 608	0.04	0.5	WKL	
MO-VEN	2012/13-4	Wet	3/8/2013 11:33:00 AM	3/24/2013 7:34:00 AM	PCB Aroclor 1260	n/a	<	0.04	µg/L	EPA 608	0.04	0.5	WKL	
MO-VEN	2012/13-4	Wet	3/8/2013 11:33:00 AM	3/21/2013 10:20:00 PM	2,4,5-T	n/a	<	0.07	µg/L	EPA 515.3	0.07	0.2	WKL	
MO-VEN	2012/13-4	Wet	3/8/2013 11:33:00 AM	3/21/2013 10:20:00 PM	2,4,5-TP	n/a	<	0.09	µg/L	EPA 515.3	0.09	0.2	WKL	
MO-VEN	2012/13-4	Wet	3/8/2013 11:33:00 AM	3/21/2013 10:20:00 PM	2,4-D	n/a	<	0.07	µg/L	EPA 515.3	0.07	0.4	WKL	
MO-VEN	2012/13-4	Wet	3/8/2013 11:33:00 AM	3/21/2013 10:20:00 PM	2,4-DB	n/a	<	0.07	µg/L	EPA 515.3	0.07	2	WKL	
MO-VEN	2012/13-4	Wet	3/8/2013 11:33:00 AM	3/21/2013 10:20:00 PM	3,5-Dichlorobenzoic acid	n/a	<	0.09	µg/L	EPA 515.3	0.09	1	WKL	
MO-VEN	2012/13-4	Wet	3/8/2013 11:33:00 AM	3/24/2013 7:34:00 AM	4,4'-DDD	n/a	<	0.003	µg/L	EPA 608	0.003	0.05	WKL	
MO-VEN	2012/13-4	Wet	3/8/2013 11:33:00 AM	3/24/2013 7:34:00 AM	4,4'-DDE	n/a	<	0.0025	µg/L	EPA 608	0.0025	0.05	WKL	
MO-VEN	2012/13-4	Wet	3/8/2013 11:33:00 AM	3/24/2013 7:34:00 AM	4,4'-DDT	n/a	<	0.0031	µg/L	EPA 608	0.0031	0.01	WKL	
MO-VEN	2012/13-4	Wet	3/8/2013 11:33:00 AM	3/21/2013 10:20:00 PM	Acifluorfen	n/a	<	0.06	µg/L	EPA 515.3	0.06	0.4	WKL	
MO-VEN	2012/13-4	Wet	3/8/2013 11:33:00 AM	3/26/2013 7:51:00 PM	Alachlor	n/a	<	0.022	µg/L	EPA 525.2	0.022	0.1	WKL	
MO-VEN	2012/13-4	Wet	3/8/2013 11:33:00 AM	3/24/2013 7:34:00 AM	Aldrin	n/a	<	0.0015	µg/L	EPA 608	0.0015	0.005	WKL	
MO-VEN	2012/13-4	Wet	3/8/2013 11:33:00 AM	3/24/2013 7:34:00 AM	alpha-BHC	n/a	<	0.0018	µg/L	EPA 608	0.0018	0.01	WKL	
MO-VEN	2012/13-4	Wet	3/8/2013 11:33:00 AM	3/24/2013 7:34:00 AM	alpha-Chlordane	n/a	<	0.0041	µg/L	EPA 608	0.0041	0.01	WKL	
MO-VEN	2012/13-4	Wet	3/8/2013 11:33:00 AM	3/26/2013 7:51:00 PM	Atrazine	n/a	<	0.034	µg/L	EPA 525.2	0.034	0.1	WKL	
MO-VEN	2012/13-4	Wet	3/8/2013 11:33:00 AM	3/22/2013 8:33:00 PM	Azinphos methyl	n/a	<	0.0055	µg/L	EPA 525.2	0.0055	0.01	WKL	LB-LCSR
MO-VEN	2012/13-4	Wet	3/8/2013 11:33:00 AM	3/21/2013 10:20:00 PM	Bentazon	n/a	<	0.11	µg/L	EPA 515.3	0.11	2	WKL	

Appendix G
Laboratory Environmental Analysis Results

Site ID	Event	Event Type	Sample Date	Analysis Date	Constituent	Fraction	Sign	Result	Units	Method	MDL	Reporting Limit	Analyzing Laboratory	Qualifier
MO-VEN	2012/13-4	Wet	3/8/2013 11:33:00 AM	3/24/2013 7:34:00 AM	beta-BHC	n/a	<	0.0031	µg/L	EPA 608	0.0031	0.005	WKL	
MO-VEN	2012/13-4	Wet	3/8/2013 11:33:00 AM	3/22/2013 8:33:00 PM	Bolstar	n/a	<	0.0046	µg/L	EPA 525.2	0.0046	0.01	WKL	
MO-VEN	2012/13-4	Wet	3/8/2013 11:33:00 AM	3/26/2013 7:51:00 PM	Bromacil	n/a	<	0.038	µg/L	EPA 525.2	0.038	1	WKL	
MO-VEN	2012/13-4	Wet	3/8/2013 11:33:00 AM	3/26/2013 7:51:00 PM	Butachlor	n/a	<	0.017	µg/L	EPA 525.2	0.017	0.2	WKL	
MO-VEN	2012/13-4	Wet	3/8/2013 11:33:00 AM	3/26/2013 7:51:00 PM	Captan	n/a	<	0.86	µg/L	EPA 525.2	0.86	1	WKL	
MO-VEN	2012/13-4	Wet	3/8/2013 11:33:00 AM	3/24/2013 7:34:00 AM	Chlordane (technical)	n/a	<	0.08	µg/L	EPA 608	0.08	0.1	WKL	
MO-VEN	2012/13-4	Wet	3/8/2013 11:33:00 AM	3/26/2013 7:51:00 PM	Chloropropham	n/a	<	0.01	µg/L	EPA 525.2	0.01	0.1	WKL	
MO-VEN	2012/13-4	Wet	3/8/2013 11:33:00 AM	3/22/2013 8:33:00 PM	Chlorpyrifos	n/a	<	0.0069	µg/L	EPA 525.2	0.0069	0.01	WKL	
MO-VEN	2012/13-4	Wet	3/8/2013 11:33:00 AM	3/22/2013 8:33:00 PM	Coumaphos	n/a	<	0.0051	µg/L	EPA 525.2	0.0051	0.01	WKL	
MO-VEN	2012/13-4	Wet	3/8/2013 11:33:00 AM	3/26/2013 7:51:00 PM	Cyanazine	n/a	<	0.024	µg/L	EPA 525.2	0.024	0.1	WKL	
MO-VEN	2012/13-4	Wet	3/8/2013 11:33:00 AM	3/21/2013 10:20:00 PM	Dalapon	n/a	<	0.1	µg/L	EPA 515.3	0.1	0.4	WKL	
MO-VEN	2012/13-4	Wet	3/8/2013 11:33:00 AM	3/21/2013 10:20:00 PM	DCPA (Dacthal)	n/a	<	0.07	µg/L	EPA 515.3	0.07	0.1	WKL	
MO-VEN	2012/13-4	Wet	3/8/2013 11:33:00 AM	3/24/2013 7:34:00 AM	delta-BHC	n/a	<	0.0025	µg/L	EPA 608	0.0025	0.005	WKL	
MO-VEN	2012/13-4	Wet	3/8/2013 11:33:00 AM	3/22/2013 8:33:00 PM	Demeton-O	n/a	<	0.01	µg/L	EPA 525.2	0.01	0.01	WKL	
MO-VEN	2012/13-4	Wet	3/8/2013 11:33:00 AM	3/22/2013 8:33:00 PM	Demeton-S	n/a	<	0.01	µg/L	EPA 525.2	0.01	0.01	WKL	
MO-VEN	2012/13-4	Wet	3/8/2013 11:33:00 AM	3/22/2013 8:33:00 PM	Diazinon	n/a	<	0.0052	µg/L	EPA 525.2	0.0052	0.01	WKL	
MO-VEN	2012/13-4	Wet	3/8/2013 11:33:00 AM	3/21/2013 10:20:00 PM	Dicamba	n/a	<	0.12	µg/L	EPA 515.3	0.12	0.6	WKL	
MO-VEN	2012/13-4	Wet	3/8/2013 11:33:00 AM	3/21/2013 10:20:00 PM	Dichlorprop	n/a	<	0.08	µg/L	EPA 515.3	0.08	0.3	WKL	
MO-VEN	2012/13-4	Wet	3/8/2013 11:33:00 AM	3/22/2013 8:33:00 PM	Dichlorvos	n/a	<	0.0029	µg/L	EPA 525.2	0.0029	0.01	WKL	
MO-VEN	2012/13-4	Wet	3/8/2013 11:33:00 AM	3/24/2013 7:34:00 AM	Dieldrin	n/a	<	0.0021	µg/L	EPA 608	0.0021	0.01	WKL	
MO-VEN	2012/13-4	Wet	3/8/2013 11:33:00 AM	3/22/2013 8:33:00 PM	Dimethoate	n/a	<	0.0062	µg/L	EPA 525.2	0.0062	0.01	WKL	
MO-VEN	2012/13-4	Wet	3/8/2013 11:33:00 AM	3/21/2013 10:20:00 PM	Dinoseb	n/a	<	0.14	µg/L	EPA 515.3	0.14	0.4	WKL	
MO-VEN	2012/13-4	Wet	3/8/2013 11:33:00 AM	3/26/2013 7:51:00 PM	Diphenamid	n/a	<	0.024	µg/L	EPA 525.2	0.024	0.1	WKL	
MO-VEN	2012/13-4	Wet	3/8/2013 11:33:00 AM	3/22/2013 8:33:00 PM	Disulfoton	n/a	<	0.01	µg/L	EPA 525.2	0.01	0.01	WKL	
MO-VEN	2012/13-4	Wet	3/8/2013 11:33:00 AM	3/24/2013 7:34:00 AM	Endosulfan I	n/a	<	0.0017	µg/L	EPA 608	0.0017	0.02	WKL	
MO-VEN	2012/13-4	Wet	3/8/2013 11:33:00 AM	3/24/2013 7:34:00 AM	Endosulfan II	n/a	<	0.0019	µg/L	EPA 608	0.0019	0.01	WKL	
MO-VEN	2012/13-4	Wet	3/8/2013 11:33:00 AM	3/24/2013 7:34:00 AM	Endosulfan sulfate	n/a	<	0.008	µg/L	EPA 608	0.008	0.05	WKL	
MO-VEN	2012/13-4	Wet	3/8/2013 11:33:00 AM	3/24/2013 7:34:00 AM	Endrin	n/a	<	0.0028	µg/L	EPA 608	0.0028	0.01	WKL	
MO-VEN	2012/13-4	Wet	3/8/2013 11:33:00 AM	3/24/2013 7:34:00 AM	Endrin aldehyde	n/a	<	0.003	µg/L	EPA 608	0.003	0.01	WKL	
MO-VEN	2012/13-4	Wet	3/8/2013 11:33:00 AM	3/26/2013 7:51:00 PM	EPTC	n/a	<	0.017	µg/L	EPA 525.2	0.017	1	WKL	
MO-VEN	2012/13-4	Wet	3/8/2013 11:33:00 AM	3/22/2013 8:33:00 PM	Ethoprop	n/a	<	0.0067	µg/L	EPA 525.2	0.0067	0.01	WKL	
MO-VEN	2012/13-4	Wet	3/8/2013 11:33:00 AM	3/22/2013 8:33:00 PM	Ethyl parathion	n/a	<	0.0054	µg/L	EPA 525.2	0.0054	0.01	WKL	
MO-VEN	2012/13-4	Wet	3/8/2013 11:33:00 AM	3/22/2013 8:33:00 PM	Fensulfothion	n/a	<	0.0029	µg/L	EPA 525.2	0.0029	0.01	WKL	
MO-VEN	2012/13-4	Wet	3/8/2013 11:33:00 AM	3/22/2013 8:33:00 PM	Fenthion	n/a	<	0.0038	µg/L	EPA 525.2	0.0038	0.01	WKL	
MO-VEN	2012/13-4	Wet	3/8/2013 11:33:00 AM	3/24/2013 7:34:00 AM	gamma-BHC (Lindane)	n/a	<	0.0021	µg/L	EPA 608	0.0021	0.02	WKL	
MO-VEN	2012/13-4	Wet	3/8/2013 11:33:00 AM	3/24/2013 7:34:00 AM	gamma-Chlordane	n/a	<	0.0044	µg/L	EPA 608	0.0044	0.01	WKL	
MO-VEN	2012/13-4	Wet	3/8/2013 11:33:00 AM	3/12/2013 4:53:00 PM	Glyphosate	n/a	=	130	µg/L	EPA 547	9	25	WKL	D
MO-VEN	2012/13-4	Wet	3/8/2013 11:33:00 AM	3/24/2013 7:34:00 AM	Heptachlor	n/a	<	0.0017	µg/L	EPA 608	0.0017	0.01	WKL	
MO-VEN	2012/13-4	Wet	3/8/2013 11:33:00 AM	3/24/2013 7:34:00 AM	Heptachlor epoxide	n/a	<	0.0019	µg/L	EPA 608	0.0019	0.01	WKL	
MO-VEN	2012/13-4	Wet	3/8/2013 11:33:00 AM	3/22/2013 8:33:00 PM	Malathion	n/a	<	0.0076	µg/L	EPA 525.2	0.0076	0.01	WKL	
MO-VEN	2012/13-4	Wet	3/8/2013 11:33:00 AM	3/22/2013 8:33:00 PM	Merphos	n/a	<	0.0058	µg/L	EPA 525.2	0.0058	0.01	WKL	
MO-VEN	2012/13-4	Wet	3/8/2013 11:33:00 AM	3/24/2013 7:34:00 AM	Methoxychlor	n/a	<	0.0054	µg/L	EPA 608	0.0054	0.02	WKL	
MO-VEN	2012/13-4	Wet	3/8/2013 11:33:00 AM	3/22/2013 8:33:00 PM	Methyl parathion	n/a	<	0.0063	µg/L	EPA 525.2	0.0063	0.01	WKL	
MO-VEN	2012/13-4	Wet	3/8/2013 11:33:00 AM	3/26/2013 7:51:00 PM	Metolachlor	n/a	<	0.012	µg/L	EPA 525.2	0.012	0.1	WKL	
MO-VEN	2012/13-4	Wet	3/8/2013 11:33:00 AM	3/26/2013 7:51:00 PM	Metribuzin	n/a	<	0.015	µg/L	EPA 525.2	0.015	0.1	WKL	
MO-VEN	2012/13-4	Wet	3/8/2013 11:33:00 AM	3/22/2013 8:33:00 PM	Mevinphos	n/a	<	0.0042	µg/L	EPA 525.2	0.0042	0.01	WKL	
MO-VEN	2012/13-4	Wet	3/8/2013 11:33:00 AM	3/26/2013 7:51:00 PM	Molinate	n/a	<	0.039	µg/L	EPA 525.2	0.039	0.1	WKL	
MO-VEN	2012/13-4	Wet	3/8/2013 11:33:00 AM	3/22/2013 8:33:00 PM	Naled	n/a	<	0.0076	µg/L	EPA 525.2	0.0076	0.01	WKL	

Appendix G
Laboratory Environmental Analysis Results

Site ID	Event	Event Type	Sample Date	Analysis Date	Constituent	Fraction	Sign	Result	Units	Method	MDL	Reporting Limit	Analyzing Laboratory	Qualifier
MO-VEN	2012/13-4	Wet	3/8/2013 11:33:00 AM	3/21/2013 10:20:00 PM	Pentachlorophenol	n/a	<	0.04	µg/L	EPA 515.3	0.04	0.2	WKL	
MO-VEN	2012/13-4	Wet	3/8/2013 11:33:00 AM	3/22/2013 8:33:00 PM	Phorate	n/a	<	0.003	µg/L	EPA 525.2	0.003	0.01	WKL	
MO-VEN	2012/13-4	Wet	3/8/2013 11:33:00 AM	3/21/2013 10:20:00 PM	Picloram	n/a	<	0.05	µg/L	EPA 515.3	0.05	0.6	WKL	
MO-VEN	2012/13-4	Wet	3/8/2013 11:33:00 AM	3/26/2013 7:51:00 PM	Prometon	n/a	<	0.024	µg/L	EPA 525.2	0.024	0.2	WKL	
MO-VEN	2012/13-4	Wet	3/8/2013 11:33:00 AM	3/26/2013 7:51:00 PM	Prometryn	n/a	<	0.036	µg/L	EPA 525.2	0.036	0.1	WKL	
MO-VEN	2012/13-4	Wet	3/8/2013 11:33:00 AM	3/22/2013 8:33:00 PM	Ronnel (Fenchlorphos)	n/a	<	0.0041	µg/L	EPA 525.2	0.0041	0.01	WKL	
MO-VEN	2012/13-4	Wet	3/8/2013 11:33:00 AM	3/26/2013 7:51:00 PM	Simazine	n/a	<	0.015	µg/L	EPA 525.2	0.015	0.1	WKL	
MO-VEN	2012/13-4	Wet	3/8/2013 11:33:00 AM	3/22/2013 8:33:00 PM	Stirophos (Tetrachlorvinphos)	n/a	<	0.0031	µg/L	EPA 525.2	0.0031	0.01	WKL	LB-LCSR
MO-VEN	2012/13-4	Wet	3/8/2013 11:33:00 AM	3/26/2013 7:51:00 PM	Terbacil	n/a	<	0.55	µg/L	EPA 525.2	0.55	2	WKL	
MO-VEN	2012/13-4	Wet	3/8/2013 11:33:00 AM	3/26/2013 7:51:00 PM	Thiobencarb	n/a	<	0.025	µg/L	EPA 525.2	0.025	0.2	WKL	
MO-VEN	2012/13-4	Wet	3/8/2013 11:33:00 AM	3/22/2013 8:33:00 PM	Tokuthion	n/a	<	0.0078	µg/L	EPA 525.2	0.0078	0.01	WKL	
MO-VEN	2012/13-4	Wet	3/8/2013 11:33:00 AM	3/24/2013 7:34:00 AM	Toxaphene	n/a	<	0.12	µg/L	EPA 608	0.12	0.5	WKL	
MO-VEN	2012/13-4	Wet	3/8/2013 11:33:00 AM	3/22/2013 8:33:00 PM	Trichloronate	n/a	<	0.0067	µg/L	EPA 525.2	0.0067	0.01	WKL	
MO-VEN	2012/13-4	Wet	3/8/2013 11:33:00 AM	3/26/2013 7:51:00 PM	Trithion	n/a	<	0.012	µg/L	EPA 525.2	0.012	0.1	WKL	
MO-VEN	2012/13-5	Dry	4/23/2013 9:15:00 AM	5/7/2013 9:07:00 PM	Chloride	n/a	=	680	mg/L	EPA 300.0	5	25	WKL	D
MO-VEN	2012/13-5	Dry	4/23/2013 9:15:00 AM	5/7/2013 7:06:00 AM	Fluoride	n/a	=	0.73	mg/L	EPA 300.0	0.02	0.1	WKL	
MO-VEN	2012/13-5	Dry	4/23/2013 9:15:00 AM	5/2/2013 5:38:00 PM	Perchlorate	n/a	<	4.8	µg/L	EPA 314.0	4.8	10	WKL	D
MO-VEN	2012/13-5	Dry	4/23/2013 9:15:00 AM	4/24/2013 9:58:00 AM	E. Coli	n/a	=	51	MPN/100 mL	MMO-MUG	10	10	VCHCA	
MO-VEN	2012/13-5	Dry	4/23/2013 9:15:00 AM	4/27/2013 1:16:00 PM	Fecal Coliform	n/a	=	80	MPN/100 mL	SM 9221 E	2	2	VCHCA	
MO-VEN	2012/13-5	Dry	4/23/2013 9:15:00 AM	4/24/2013 9:58:00 AM	Total Coliform	n/a	=	75400	MPN/100 mL	MMO-MUG	1000	1000	VCHCA	
MO-VEN	2012/13-5	Dry	4/23/2013 9:15:00 AM	5/6/2013 5:24:00 PM	Calcium	Total	=	395	mg/L	EPA 200.7	0.016	0.1	WKL	
MO-VEN	2012/13-5	Dry	4/23/2013 9:15:00 AM	5/6/2013 5:24:00 PM	Magnesium	Total	=	326	mg/L	EPA 200.7	0.012	0.1	WKL	
MO-VEN	2012/13-5	Dry	4/23/2013 9:15:00 AM	5/1/2013 4:26:00 PM	Alkalinity as CaCO3	n/a	=	190	mg/L	SM 2320 B	0.56	10	WKL	
MO-VEN	2012/13-5	Dry	4/23/2013 9:15:00 AM	4/29/2013 5:45:00 PM	BOD	n/a	=	28	mg/L	SM 5210 B	0.1	2	WKL	
MO-VEN	2012/13-5	Dry	4/23/2013 9:15:00 AM	4/27/2013 1:07:00 PM	COD	n/a	=	190	mg/L	EPA 410.4	0.73	5	WKL	
MO-VEN	2012/13-5	Dry	4/23/2013 9:15:00 AM	4/23/2013 9:15:00 AM	Conductivity	n/a	=	7510	µmhos/cm	Field Meter	-88	1	Field Crew	
MO-VEN	2012/13-5	Dry	4/23/2013 9:15:00 AM	5/7/2013 10:44:00 AM	Cyanide	Total	<	0.0027	mg/L	EPA 335.4	0.0027	0.005	WKL	
MO-VEN	2012/13-5	Dry	4/23/2013 9:15:00 AM	4/23/2013 9:15:00 AM	DO	n/a	=	91	%	Field Meter	-88	0.1	Field Crew	
MO-VEN	2012/13-5	Dry	4/23/2013 9:15:00 AM	4/23/2013 9:15:00 AM	DO	n/a	=	8.18	mg/L	Field Meter	-88	0.3	Field Crew	
MO-VEN	2012/13-5	Dry	4/23/2013 9:15:00 AM	5/6/2013 5:24:00 PM	Hardness as CaCO3	Total	=	2330	mg/L	EPA 200.7	0.0894	0.662	WKL	
MO-VEN	2012/13-5	Dry	4/23/2013 9:15:00 AM	4/24/2013 8:29:00 PM	MBAS	n/a	=	0.21	mg/L	SM 5540 C	0.019	0.05	WKL	
MO-VEN	2012/13-5	Dry	4/23/2013 9:15:00 AM	4/23/2013 9:15:00 AM	pH	n/a	=	8.29	pH Units	Field Meter	-88	0.01	Field Crew	
MO-VEN	2012/13-5	Dry	4/23/2013 9:15:00 AM	4/26/2013 12:38:00 PM	Phenolics	n/a	=	0.018	mg/L	EPA 420.4	0.0042	0.01	WKL	
MO-VEN	2012/13-5	Dry	4/23/2013 9:15:00 AM	4/23/2013 9:15:00 AM	Salinity	n/a	=	4800	mg/L	Field Meter	-88	100	Field Crew	
MO-VEN	2012/13-5	Dry	4/23/2013 9:15:00 AM	4/23/2013 9:15:00 AM	Specific Conductance	n/a	=	8560	µmhos/cm	Field Meter	-88	1	Field Crew	
MO-VEN	2012/13-5	Dry	4/23/2013 9:15:00 AM	5/3/2013 11:25:00 AM	Specific Conductance	n/a	=	13000	µmhos/cm	SM 2510 B	2.3	20	WKL	D
MO-VEN	2012/13-5	Dry	4/23/2013 9:15:00 AM	4/23/2013 9:15:00 AM	Temperature	n/a	=	18.5	°C	Field Meter	-88	0.1	Field Crew	
MO-VEN	2012/13-5	Dry	4/23/2013 9:15:00 AM	4/26/2013 2:23:00 PM	Total Dissolved Solids	n/a	=	8400	mg/L	SM 2540 C	4	10	WKL	
MO-VEN	2012/13-5	Dry	4/23/2013 9:15:00 AM	4/29/2013 1:45:00 PM	Total Organic Carbon	n/a	=	64	mg/L	SM 5310 C	0.36	12	WKL	D
MO-VEN	2012/13-5	Dry	4/23/2013 9:15:00 AM	4/29/2013 8:30:00 PM	Total Suspended Solids	n/a	=	7	mg/L	SM 2540 D	5	5	WKL	
MO-VEN	2012/13-5	Dry	4/23/2013 9:15:00 AM	4/24/2013 5:52:00 PM	Turbidity	n/a	=	1.8	NTU	EPA 180.1	0.024	0.1	WKL	
MO-VEN	2012/13-5	Dry	4/23/2013 9:15:00 AM	4/29/2013 8:30:00 PM	Volatile Suspended Solids	n/a	=	6	mg/L	EPA 160.4	3.1	5	WKL	
MO-VEN	2012/13-5	Dry	4/23/2013 9:15:00 AM	4/25/2013 5:01:00 PM	Oil and Grease	n/a	<	1.3	mg/L	EPA 1664A	1.3	5	WKL	
MO-VEN	2012/13-5	Dry	4/23/2013 9:15:00 AM	4/25/2013 5:01:00 PM	TPH	n/a	<	1.9	mg/L	EPA 1664A	1.9	5	WKL	
MO-VEN	2012/13-5	Dry	4/23/2013 9:15:00 AM	5/7/2013 5:13:00 AM	Aluminum	Dissolved	DNQ	2.1	µg/L	EPA 200.8	2.1	5	WKL	
MO-VEN	2012/13-5	Dry	4/23/2013 9:15:00 AM	5/7/2013 5:21:00 AM	Aluminum	Total	=	6.4	µg/L	EPA 200.8	2.1	5	WKL	
MO-VEN	2012/13-5	Dry	4/23/2013 9:15:00 AM	5/7/2013 5:13:00 AM	Antimony	Dissolved	=	2.1	µg/L	EPA 200.8	0.034	0.5	WKL	
MO-VEN	2012/13-5	Dry	4/23/2013 9:15:00 AM	5/7/2013 5:21:00 AM	Antimony	Total	=	2	µg/L	EPA 200.8	0.034	0.5	WKL	

Appendix G
Laboratory Environmental Analysis Results

Site ID	Event	Event Type	Sample Date	Analysis Date	Constituent	Fraction	Sign	Result	Units	Method	MDL	Reporting Limit	Analyzing Laboratory	Qualifier
MO-VEN	2012/13-5	Dry	4/23/2013 9:15:00 AM	5/7/2013 5:13:00 AM	Arsenic	Dissolved	=	13	µg/L	EPA 200.8	0.13	0.4	WKL	
MO-VEN	2012/13-5	Dry	4/23/2013 9:15:00 AM	5/7/2013 5:21:00 AM	Arsenic	Total	=	13	µg/L	EPA 200.8	0.13	0.4	WKL	
MO-VEN	2012/13-5	Dry	4/23/2013 9:15:00 AM	5/7/2013 4:33:00 PM	Beryllium	Dissolved	<	0.075	µg/L	EPA 200.8	0.075	0.5	WKL	D
MO-VEN	2012/13-5	Dry	4/23/2013 9:15:00 AM	5/7/2013 4:37:00 PM	Beryllium	Total	<	0.075	µg/L	EPA 200.8	0.075	0.5	WKL	D
MO-VEN	2012/13-5	Dry	4/23/2013 9:15:00 AM	5/7/2013 5:13:00 AM	Cadmium	Dissolved	=	0.22	µg/L	EPA 200.8	0.017	0.1	WKL	
MO-VEN	2012/13-5	Dry	4/23/2013 9:15:00 AM	5/7/2013 5:21:00 AM	Cadmium	Total	=	0.24	µg/L	EPA 200.8	0.017	0.1	WKL	
MO-VEN	2012/13-5	Dry	4/23/2013 9:15:00 AM	5/7/2013 5:13:00 AM	Chromium	Dissolved	=	0.2	µg/L	EPA 200.8	0.024	0.2	WKL	
MO-VEN	2012/13-5	Dry	4/23/2013 9:15:00 AM	5/7/2013 5:21:00 AM	Chromium	Total	=	0.22	µg/L	EPA 200.8	0.024	0.2	WKL	
MO-VEN	2012/13-5	Dry	4/23/2013 9:15:00 AM	4/25/2013 12:19:00 PM	Chromium VI	n/a	DNQ	0.016	µg/L	EPA 218.6	0.0059	0.3	WKL	
MO-VEN	2012/13-5	Dry	4/23/2013 9:15:00 AM	5/7/2013 5:13:00 AM	Copper	Dissolved	=	56	µg/L	EPA 200.8	0.036	0.5	WKL	
MO-VEN	2012/13-5	Dry	4/23/2013 9:15:00 AM	5/7/2013 5:21:00 AM	Copper	Total	=	57	µg/L	EPA 200.8	0.036	0.5	WKL	
MO-VEN	2012/13-5	Dry	4/23/2013 9:15:00 AM	5/6/2013 5:21:00 PM	Iron	Dissolved	=	20	µg/L	EPA 200.7	1.1	10	WKL	
MO-VEN	2012/13-5	Dry	4/23/2013 9:15:00 AM	5/6/2013 5:24:00 PM	Iron	Total	=	36	µg/L	EPA 200.7	1.1	10	WKL	
MO-VEN	2012/13-5	Dry	4/23/2013 9:15:00 AM	5/7/2013 5:13:00 AM	Lead	Dissolved	=	0.7	µg/L	EPA 200.8	0.024	0.2	WKL	
MO-VEN	2012/13-5	Dry	4/23/2013 9:15:00 AM	5/7/2013 5:21:00 AM	Lead	Total	=	0.76	µg/L	EPA 200.8	0.024	0.2	WKL	
MO-VEN	2012/13-5	Dry	4/23/2013 9:15:00 AM	5/1/2013 4:22:00 PM	Mercury	Dissolved	DNQ	25	ng/L	EPA 245.1	3.9	50	WKL	
MO-VEN	2012/13-5	Dry	4/23/2013 9:15:00 AM	5/1/2013 4:22:00 PM	Mercury	Total	DNQ	18	ng/L	EPA 245.1	3.9	50	WKL	
MO-VEN	2012/13-5	Dry	4/23/2013 9:15:00 AM	5/7/2013 5:13:00 AM	Nickel	Dissolved	=	4.8	µg/L	EPA 200.8	0.091	0.8	WKL	
MO-VEN	2012/13-5	Dry	4/23/2013 9:15:00 AM	5/7/2013 5:21:00 AM	Nickel	Total	=	4.9	µg/L	EPA 200.8	0.091	0.8	WKL	
MO-VEN	2012/13-5	Dry	4/23/2013 9:15:00 AM	5/7/2013 4:33:00 PM	Selenium	Dissolved	=	18	µg/L	EPA 200.8	0.4	2	WKL	D
MO-VEN	2012/13-5	Dry	4/23/2013 9:15:00 AM	5/7/2013 4:37:00 PM	Selenium	Total	=	18	µg/L	EPA 200.8	0.4	2	WKL	D
MO-VEN	2012/13-5	Dry	4/23/2013 9:15:00 AM	5/7/2013 5:13:00 AM	Silver	Dissolved	DNQ	0.02	µg/L	EPA 200.8	0.012	0.2	WKL	
MO-VEN	2012/13-5	Dry	4/23/2013 9:15:00 AM	5/7/2013 5:21:00 AM	Silver	Total	DNQ	0.02	µg/L	EPA 200.8	0.012	0.2	WKL	
MO-VEN	2012/13-5	Dry	4/23/2013 9:15:00 AM	5/7/2013 5:13:00 AM	Thallium	Dissolved	<	0.034	µg/L	EPA 200.8	0.034	0.2	WKL	
MO-VEN	2012/13-5	Dry	4/23/2013 9:15:00 AM	5/7/2013 5:21:00 AM	Thallium	Total	<	0.034	µg/L	EPA 200.8	0.034	0.2	WKL	
MO-VEN	2012/13-5	Dry	4/23/2013 9:15:00 AM	5/7/2013 5:13:00 AM	Zinc	Dissolved	=	11	µg/L	EPA 200.8	0.5	5	WKL	
MO-VEN	2012/13-5	Dry	4/23/2013 9:15:00 AM	5/7/2013 5:21:00 AM	Zinc	Total	=	11	µg/L	EPA 200.8	0.5	5	WKL	
MO-VEN	2012/13-5	Dry	4/23/2013 9:15:00 AM	5/9/2013 4:11:00 PM	Ammonia as N	n/a	=	0.19	mg/L	EPA 350.1	0.048	0.1	WKL	
MO-VEN	2012/13-5	Dry	4/23/2013 9:15:00 AM	4/24/2013 12:27:00 PM	Nitrate + Nitrite as N	n/a	DNQ	0.032	mg/L	EPA 353.2	0.01	0.1	WKL	
MO-VEN	2012/13-5	Dry	4/23/2013 9:15:00 AM	5/20/2013 7:34:00 PM	Phosphorus as P	Dissolved	=	0.021	mg/L	EPA 365.1	0.0014	0.01	WKL	
MO-VEN	2012/13-5	Dry	4/23/2013 9:15:00 AM	5/8/2013 11:33:00 PM	Phosphorus as P	Total	=	0.12	mg/L	EPA 365.1	0.0014	0.01	WKL	
MO-VEN	2012/13-5	Dry	4/23/2013 9:15:00 AM	5/6/2013 12:42:00 PM	TKN	n/a	=	5.3	mg/L	EPA 351.2	0.25	0.5	WKL	D
MO-VEN	2012/13-5	Dry	4/23/2013 9:15:00 AM	5/7/2013 1:24:00 AM	1,2,4-Trichlorobenzene	n/a	<	0.55	µg/L	EPA 625	0.55	1	WKL	
MO-VEN	2012/13-5	Dry	4/23/2013 9:15:00 AM	5/7/2013 1:24:00 AM	1,2-Dichlorobenzene	n/a	<	0.57	µg/L	EPA 625	0.57	1	WKL	
MO-VEN	2012/13-5	Dry	4/23/2013 9:15:00 AM	5/7/2013 1:24:00 AM	1,2-Diphenylhydrazine	n/a	<	0.25	µg/L	EPA 625	0.25	1	WKL	
MO-VEN	2012/13-5	Dry	4/23/2013 9:15:00 AM	5/7/2013 1:24:00 AM	1,3-Dichlorobenzene	n/a	<	0.53	µg/L	EPA 625	0.53	1	WKL	EST-LCSRPD
MO-VEN	2012/13-5	Dry	4/23/2013 9:15:00 AM	5/7/2013 1:24:00 AM	1,4-Dichlorobenzene	n/a	<	0.55	µg/L	EPA 625	0.55	1	WKL	EST-LCSRPD
MO-VEN	2012/13-5	Dry	4/23/2013 9:15:00 AM	5/11/2013 7:50:00 AM	1-Methylnaphthalene	n/a	<	0.1	µg/L	EPA 8270Cm	0.1	0.1	WKL	
MO-VEN	2012/13-5	Dry	4/23/2013 9:15:00 AM	5/10/2013 6:44:00 PM	2,4,5-Trichlorophenol	n/a	<	0.29	µg/L	EPA 8270Cm	0.29	1	WKL	
MO-VEN	2012/13-5	Dry	4/23/2013 9:15:00 AM	5/10/2013 6:44:00 PM	2,4,6-Trichlorophenol	n/a	<	0.3	µg/L	EPA 8270Cm	0.3	1	WKL	
MO-VEN	2012/13-5	Dry	4/23/2013 9:15:00 AM	5/10/2013 6:44:00 PM	2,4-Dichlorophenol	n/a	<	0.51	µg/L	EPA 8270Cm	0.51	1	WKL	
MO-VEN	2012/13-5	Dry	4/23/2013 9:15:00 AM	5/10/2013 6:44:00 PM	2,4-Dimethylphenol	n/a	<	1	µg/L	EPA 8270Cm	1	2	WKL	
MO-VEN	2012/13-5	Dry	4/23/2013 9:15:00 AM	5/10/2013 6:44:00 PM	2,4-Dinitrophenol	n/a	<	1	µg/L	EPA 8270Cm	1	2	WKL	EST-LCSRPD
MO-VEN	2012/13-5	Dry	4/23/2013 9:15:00 AM	5/7/2013 1:24:00 AM	2,4-Dinitrotoluene	n/a	<	0.18	µg/L	EPA 625	0.18	1	WKL	
MO-VEN	2012/13-5	Dry	4/23/2013 9:15:00 AM	5/7/2013 1:24:00 AM	2,6-Dinitrotoluene	n/a	<	0.27	µg/L	EPA 625	0.27	1	WKL	
MO-VEN	2012/13-5	Dry	4/23/2013 9:15:00 AM	4/25/2013 9:35:00 AM	2-Chloroethyl vinyl ether	n/a	<	0.28	µg/L	EPA 624	0.28	1	WKL	
MO-VEN	2012/13-5	Dry	4/23/2013 9:15:00 AM	5/7/2013 1:24:00 AM	2-Chloronaphthalene	n/a	<	0.45	µg/L	EPA 625	0.45	1	WKL	
MO-VEN	2012/13-5	Dry	4/23/2013 9:15:00 AM	5/10/2013 6:44:00 PM	2-Chlorophenol	n/a	<	0.65	µg/L	EPA 8270Cm	0.65	1	WKL	

Appendix G
Laboratory Environmental Analysis Results

Site ID	Event	Event Type	Sample Date	Analysis Date	Constituent	Fraction	Sign	Result	Units	Method	MDL	Reporting Limit	Analyzing Laboratory	Qualifier
MO-VEN	2012/13-5	Dry	4/23/2013 9:15:00 AM	5/11/2013 7:50:00 AM	2-Methylnaphthalene	n/a	<	0.1	µg/L	EPA 8270Cm	0.1	0.1	WKL	
MO-VEN	2012/13-5	Dry	4/23/2013 9:15:00 AM	5/10/2013 6:44:00 PM	2-Methylphenol	n/a	<	0.34	µg/L	EPA 8270Cm	0.34	1	WKL	
MO-VEN	2012/13-5	Dry	4/23/2013 9:15:00 AM	5/10/2013 6:44:00 PM	2-Nitrophenol	n/a	<	0.71	µg/L	EPA 8270Cm	0.71	1	WKL	
MO-VEN	2012/13-5	Dry	4/23/2013 9:15:00 AM	5/7/2013 1:24:00 AM	3,3'-Dichlorobenzidine	n/a	<	1.2	µg/L	EPA 625	1.2	5	WKL	
MO-VEN	2012/13-5	Dry	4/23/2013 9:15:00 AM	5/10/2013 6:44:00 PM	3-/4-Methylphenol	n/a	<	0.3	µg/L	EPA 8270Cm	0.3	1	WKL	
MO-VEN	2012/13-5	Dry	4/23/2013 9:15:00 AM	5/10/2013 6:44:00 PM	4,6-Dinitro-2-methylphenol	n/a	<	0.14	µg/L	EPA 8270Cm	0.14	1	WKL	
MO-VEN	2012/13-5	Dry	4/23/2013 9:15:00 AM	5/7/2013 1:24:00 AM	4-Bromophenyl phenyl ether	n/a	<	0.36	µg/L	EPA 625	0.36	1	WKL	
MO-VEN	2012/13-5	Dry	4/23/2013 9:15:00 AM	5/10/2013 6:44:00 PM	4-Chloro-3-methylphenol	n/a	<	0.37	µg/L	EPA 8270Cm	0.37	1	WKL	
MO-VEN	2012/13-5	Dry	4/23/2013 9:15:00 AM	5/7/2013 1:24:00 AM	4-Chlorophenyl phenyl ether	n/a	<	0.41	µg/L	EPA 625	0.41	1	WKL	
MO-VEN	2012/13-5	Dry	4/23/2013 9:15:00 AM	5/10/2013 6:44:00 PM	4-Nitrophenol	n/a	<	1	µg/L	EPA 8270Cm	1	2	WKL	
MO-VEN	2012/13-5	Dry	4/23/2013 9:15:00 AM	5/11/2013 7:50:00 AM	Acenaphthene	n/a	<	0.1	µg/L	EPA 8270Cm	0.1	0.1	WKL	
MO-VEN	2012/13-5	Dry	4/23/2013 9:15:00 AM	5/11/2013 7:50:00 AM	Acenaphthylene	n/a	<	0.1	µg/L	EPA 8270Cm	0.1	0.1	WKL	
MO-VEN	2012/13-5	Dry	4/23/2013 9:15:00 AM	5/11/2013 7:50:00 AM	Anthracene	n/a	<	0.1	µg/L	EPA 8270Cm	0.1	0.1	WKL	
MO-VEN	2012/13-5	Dry	4/23/2013 9:15:00 AM	5/11/2013 7:50:00 AM	Benz(a)anthracene	n/a	<	0.1	µg/L	EPA 8270Cm	0.1	0.1	WKL	
MO-VEN	2012/13-5	Dry	4/23/2013 9:15:00 AM	5/7/2013 1:24:00 AM	Benzidine	n/a	<	3.7	µg/L	EPA 625	3.7	10	WKL	
MO-VEN	2012/13-5	Dry	4/23/2013 9:15:00 AM	5/1/2013 8:31:00 PM	Benzo(a)pyrene	n/a	<	0.07	µg/L	EPA 525.2	0.07	0.1	WKL	
MO-VEN	2012/13-5	Dry	4/23/2013 9:15:00 AM	5/11/2013 7:50:00 AM	Benzo(b)fluoranthene	n/a	<	0.1	µg/L	EPA 8270Cm	0.1	0.1	WKL	
MO-VEN	2012/13-5	Dry	4/23/2013 9:15:00 AM	5/11/2013 7:50:00 AM	Benzo(g,h,i)perylene	n/a	<	0.1	µg/L	EPA 8270Cm	0.1	0.1	WKL	
MO-VEN	2012/13-5	Dry	4/23/2013 9:15:00 AM	5/11/2013 7:50:00 AM	Benzo(k)fluoranthene	n/a	<	0.1	µg/L	EPA 8270Cm	0.1	0.1	WKL	
MO-VEN	2012/13-5	Dry	4/23/2013 9:15:00 AM	5/7/2013 1:24:00 AM	Bis(2-chloroethoxy)methane	n/a	<	0.25	µg/L	EPA 625	0.25	1	WKL	
MO-VEN	2012/13-5	Dry	4/23/2013 9:15:00 AM	5/7/2013 1:24:00 AM	Bis(2-chloroethyl)ether	n/a	<	0.27	µg/L	EPA 625	0.27	1	WKL	
MO-VEN	2012/13-5	Dry	4/23/2013 9:15:00 AM	5/7/2013 1:24:00 AM	Bis(2-chloroisopropyl)ether	n/a	<	0.38	µg/L	EPA 625	0.38	1	WKL	
MO-VEN	2012/13-5	Dry	4/23/2013 9:15:00 AM	5/1/2013 8:31:00 PM	Bis(2-ethylhexyl)adipate	n/a	<	0.1	µg/L	EPA 525.2	0.1	5	WKL	
MO-VEN	2012/13-5	Dry	4/23/2013 9:15:00 AM	5/1/2013 8:31:00 PM	Bis(2-ethylhexyl)phthalate	n/a	<	1.1	µg/L	EPA 525.2	1.1	3	WKL	
MO-VEN	2012/13-5	Dry	4/23/2013 9:15:00 AM	5/7/2013 1:24:00 AM	Butyl benzyl phthalate	n/a	DNQ	0.6	µg/L	EPA 625	0.18	1	WKL	
MO-VEN	2012/13-5	Dry	4/23/2013 9:15:00 AM	5/11/2013 7:50:00 AM	Chrysene	n/a	<	0.1	µg/L	EPA 8270Cm	0.1	0.1	WKL	
MO-VEN	2012/13-5	Dry	4/23/2013 9:15:00 AM	5/11/2013 7:50:00 AM	Dibenz(a,h)anthracene	n/a	<	0.1	µg/L	EPA 8270Cm	0.1	0.1	WKL	
MO-VEN	2012/13-5	Dry	4/23/2013 9:15:00 AM	5/7/2013 1:24:00 AM	Diethyl phthalate	n/a	=	1.6	µg/L	EPA 625	0.15	1	WKL	
MO-VEN	2012/13-5	Dry	4/23/2013 9:15:00 AM	5/7/2013 1:24:00 AM	Dimethyl phthalate	n/a	<	0.18	µg/L	EPA 625	0.18	1	WKL	
MO-VEN	2012/13-5	Dry	4/23/2013 9:15:00 AM	5/7/2013 1:24:00 AM	Di-n-butylphthalate	n/a	DNQ	0.44	µg/L	EPA 625	0.24	1	WKL	
MO-VEN	2012/13-5	Dry	4/23/2013 9:15:00 AM	5/7/2013 1:24:00 AM	Di-n-octylphthalate	n/a	<	0.19	µg/L	EPA 625	0.19	1	WKL	
MO-VEN	2012/13-5	Dry	4/23/2013 9:15:00 AM	5/11/2013 7:50:00 AM	Fluoranthene	n/a	<	0.1	µg/L	EPA 8270Cm	0.1	0.1	WKL	
MO-VEN	2012/13-5	Dry	4/23/2013 9:15:00 AM	5/11/2013 7:50:00 AM	Fluorene	n/a	<	0.1	µg/L	EPA 8270Cm	0.1	0.1	WKL	
MO-VEN	2012/13-5	Dry	4/23/2013 9:15:00 AM	5/7/2013 1:24:00 AM	Hexachlorobenzene	n/a	<	0.49	µg/L	EPA 625	0.49	1	WKL	
MO-VEN	2012/13-5	Dry	4/23/2013 9:15:00 AM	5/7/2013 1:24:00 AM	Hexachlorobutadiene	n/a	<	0.47	µg/L	EPA 625	0.47	1	WKL	EST-LCSRPD
MO-VEN	2012/13-5	Dry	4/23/2013 9:15:00 AM	5/7/2013 1:24:00 AM	Hexachlorocyclopentadiene	n/a	<	1.5	µg/L	EPA 625	1.5	5	WKL	
MO-VEN	2012/13-5	Dry	4/23/2013 9:15:00 AM	5/7/2013 1:24:00 AM	Hexachloroethane	n/a	<	0.52	µg/L	EPA 625	0.52	1	WKL	EST-LCSRPD
MO-VEN	2012/13-5	Dry	4/23/2013 9:15:00 AM	5/11/2013 7:50:00 AM	Indeno(1,2,3-cd)pyrene	n/a	<	0.1	µg/L	EPA 8270Cm	0.1	0.1	WKL	
MO-VEN	2012/13-5	Dry	4/23/2013 9:15:00 AM	5/7/2013 1:24:00 AM	Isophorone	n/a	<	0.21	µg/L	EPA 625	0.21	1	WKL	
MO-VEN	2012/13-5	Dry	4/23/2013 9:15:00 AM	4/25/2013 9:35:00 AM	Methyl tert-butyl ether (MTBE)	n/a	<	0.25	µg/L	EPA 624	0.25	1	WKL	
MO-VEN	2012/13-5	Dry	4/23/2013 9:15:00 AM	5/11/2013 7:50:00 AM	Naphthalene	n/a	<	0.1	µg/L	EPA 8270Cm	0.1	0.1	WKL	
MO-VEN	2012/13-5	Dry	4/23/2013 9:15:00 AM	5/7/2013 1:24:00 AM	Nitrobenzene	n/a	<	0.36	µg/L	EPA 625	0.36	1	WKL	
MO-VEN	2012/13-5	Dry	4/23/2013 9:15:00 AM	5/7/2013 1:24:00 AM	N-Nitrosodimethylamine	n/a	<	0.14	µg/L	EPA 625	0.14	1	WKL	EST-LCSRPD
MO-VEN	2012/13-5	Dry	4/23/2013 9:15:00 AM	5/7/2013 1:24:00 AM	N-Nitrosodi-N-propylamine	n/a	<	0.26	µg/L	EPA 625	0.26	1	WKL	
MO-VEN	2012/13-5	Dry	4/23/2013 9:15:00 AM	5/7/2013 1:24:00 AM	N-Nitrosodiphenylamine	n/a	<	0.19	µg/L	EPA 625	0.19	1	WKL	
MO-VEN	2012/13-5	Dry	4/23/2013 9:15:00 AM	5/11/2013 7:50:00 AM	Phenanthrene	n/a	<	0.1	µg/L	EPA 8270Cm	0.1	0.1	WKL	
MO-VEN	2012/13-5	Dry	4/23/2013 9:15:00 AM	5/10/2013 6:44:00 PM	Phenol	n/a	<	0.35	µg/L	EPA 8270Cm	0.35	1	WKL	
MO-VEN	2012/13-5	Dry	4/23/2013 9:15:00 AM	5/11/2013 7:50:00 AM	Pyrene	n/a	<	0.1	µg/L	EPA 8270Cm	0.1	0.1	WKL	

Appendix G
Laboratory Environmental Analysis Results

Site ID	Event	Event Type	Sample Date	Analysis Date	Constituent	Fraction	Sign	Result	Units	Method	MDL	Reporting Limit	Analyzing Laboratory	Qualifier
MO-VEN	2012/13-5	Dry	4/23/2013 9:15:00 AM	5/8/2013 3:01:00 AM	PCB Aroclor 1016	n/a	<	0.05	µg/L	EPA 608	0.05	0.5	WKL	
MO-VEN	2012/13-5	Dry	4/23/2013 9:15:00 AM	5/8/2013 3:01:00 AM	PCB Aroclor 1221	n/a	<	0.06	µg/L	EPA 608	0.06	0.5	WKL	
MO-VEN	2012/13-5	Dry	4/23/2013 9:15:00 AM	5/8/2013 3:01:00 AM	PCB Aroclor 1232	n/a	<	0.15	µg/L	EPA 608	0.15	0.5	WKL	
MO-VEN	2012/13-5	Dry	4/23/2013 9:15:00 AM	5/8/2013 3:01:00 AM	PCB Aroclor 1242	n/a	<	0.07	µg/L	EPA 608	0.07	0.5	WKL	
MO-VEN	2012/13-5	Dry	4/23/2013 9:15:00 AM	5/8/2013 3:01:00 AM	PCB Aroclor 1248	n/a	<	0.06	µg/L	EPA 608	0.06	0.5	WKL	
MO-VEN	2012/13-5	Dry	4/23/2013 9:15:00 AM	5/8/2013 3:01:00 AM	PCB Aroclor 1254	n/a	<	0.04	µg/L	EPA 608	0.04	0.5	WKL	
MO-VEN	2012/13-5	Dry	4/23/2013 9:15:00 AM	5/8/2013 3:01:00 AM	PCB Aroclor 1260	n/a	<	0.04	µg/L	EPA 608	0.04	0.5	WKL	
MO-VEN	2012/13-5	Dry	4/23/2013 9:15:00 AM	4/26/2013 4:12:00 PM	2,4,5-T	n/a	<	0.07	µg/L	EPA 515.3	0.07	0.2	WKL	
MO-VEN	2012/13-5	Dry	4/23/2013 9:15:00 AM	4/26/2013 4:12:00 PM	2,4,5-TP	n/a	<	0.09	µg/L	EPA 515.3	0.09	0.2	WKL	
MO-VEN	2012/13-5	Dry	4/23/2013 9:15:00 AM	4/26/2013 4:12:00 PM	2,4-D	n/a	=	13	µg/L	EPA 515.3	0.07	0.4	WKL	
MO-VEN	2012/13-5	Dry	4/23/2013 9:15:00 AM	4/26/2013 4:12:00 PM	2,4-DB	n/a	<	0.07	µg/L	EPA 515.3	0.07	2	WKL	
MO-VEN	2012/13-5	Dry	4/23/2013 9:15:00 AM	4/26/2013 4:12:00 PM	3,5-Dichlorobenzoic acid	n/a	<	0.09	µg/L	EPA 515.3	0.09	1	WKL	
MO-VEN	2012/13-5	Dry	4/23/2013 9:15:00 AM	5/8/2013 3:01:00 AM	4,4'-DDD	n/a	<	0.003	µg/L	EPA 608	0.003	0.05	WKL	
MO-VEN	2012/13-5	Dry	4/23/2013 9:15:00 AM	5/8/2013 3:01:00 AM	4,4'-DDE	n/a	<	0.0025	µg/L	EPA 608	0.0025	0.05	WKL	
MO-VEN	2012/13-5	Dry	4/23/2013 9:15:00 AM	5/8/2013 3:01:00 AM	4,4'-DDT	n/a	<	0.0031	µg/L	EPA 608	0.0031	0.01	WKL	
MO-VEN	2012/13-5	Dry	4/23/2013 9:15:00 AM	4/26/2013 4:12:00 PM	Acifluorfen	n/a	<	0.06	µg/L	EPA 515.3	0.06	0.4	WKL	
MO-VEN	2012/13-5	Dry	4/23/2013 9:15:00 AM	5/1/2013 8:31:00 PM	Alachlor	n/a	<	0.022	µg/L	EPA 525.2	0.022	0.1	WKL	
MO-VEN	2012/13-5	Dry	4/23/2013 9:15:00 AM	5/8/2013 3:01:00 AM	Aldrin	n/a	<	0.0015	µg/L	EPA 608	0.0015	0.005	WKL	
MO-VEN	2012/13-5	Dry	4/23/2013 9:15:00 AM	5/8/2013 3:01:00 AM	alpha-BHC	n/a	<	0.0018	µg/L	EPA 608	0.0018	0.01	WKL	
MO-VEN	2012/13-5	Dry	4/23/2013 9:15:00 AM	5/8/2013 3:01:00 AM	alpha-Chlordane	n/a	<	0.0041	µg/L	EPA 608	0.0041	0.01	WKL	
MO-VEN	2012/13-5	Dry	4/23/2013 9:15:00 AM	5/1/2013 8:31:00 PM	Atrazine	n/a	<	0.034	µg/L	EPA 525.2	0.034	0.1	WKL	
MO-VEN	2012/13-5	Dry	4/23/2013 9:15:00 AM	4/29/2013 9:15:00 PM	Azinphos methyl	n/a	<	0.0055	µg/L	EPA 525.2	0.0055	0.01	WKL	
MO-VEN	2012/13-5	Dry	4/23/2013 9:15:00 AM	4/26/2013 4:12:00 PM	Bentazon	n/a	<	0.11	µg/L	EPA 515.3	0.11	2	WKL	
MO-VEN	2012/13-5	Dry	4/23/2013 9:15:00 AM	5/8/2013 3:01:00 AM	beta-BHC	n/a	<	0.0031	µg/L	EPA 608	0.0031	0.005	WKL	
MO-VEN	2012/13-5	Dry	4/23/2013 9:15:00 AM	4/29/2013 9:15:00 PM	Bolstar	n/a	<	0.0046	µg/L	EPA 525.2	0.0046	0.01	WKL	
MO-VEN	2012/13-5	Dry	4/23/2013 9:15:00 AM	5/1/2013 8:31:00 PM	Bromacil	n/a	<	0.038	µg/L	EPA 525.2	0.038	1	WKL	
MO-VEN	2012/13-5	Dry	4/23/2013 9:15:00 AM	5/1/2013 8:31:00 PM	Butachlor	n/a	<	0.017	µg/L	EPA 525.2	0.017	0.2	WKL	
MO-VEN	2012/13-5	Dry	4/23/2013 9:15:00 AM	5/1/2013 8:31:00 PM	Captan	n/a	<	0.86	µg/L	EPA 525.2	0.86	1	WKL	
MO-VEN	2012/13-5	Dry	4/23/2013 9:15:00 AM	5/8/2013 3:01:00 AM	Chlordane (technical)	n/a	<	0.08	µg/L	EPA 608	0.08	0.1	WKL	
MO-VEN	2012/13-5	Dry	4/23/2013 9:15:00 AM	5/1/2013 8:31:00 PM	Chloropropham	n/a	<	0.01	µg/L	EPA 525.2	0.01	0.1	WKL	
MO-VEN	2012/13-5	Dry	4/23/2013 9:15:00 AM	4/29/2013 9:15:00 PM	Chlorpyrifos	n/a	<	0.0069	µg/L	EPA 525.2	0.0069	0.01	WKL	
MO-VEN	2012/13-5	Dry	4/23/2013 9:15:00 AM	4/29/2013 9:15:00 PM	Coumaphos	n/a	<	0.0051	µg/L	EPA 525.2	0.0051	0.01	WKL	
MO-VEN	2012/13-5	Dry	4/23/2013 9:15:00 AM	5/1/2013 8:31:00 PM	Cyanazine	n/a	<	0.024	µg/L	EPA 525.2	0.024	0.1	WKL	
MO-VEN	2012/13-5	Dry	4/23/2013 9:15:00 AM	4/26/2013 4:12:00 PM	Dalapon	n/a	=	0.51	µg/L	EPA 515.3	0.1	0.4	WKL	
MO-VEN	2012/13-5	Dry	4/23/2013 9:15:00 AM	4/26/2013 4:12:00 PM	DCPA (Dacthal)	n/a	=	0.43	µg/L	EPA 515.3	0.07	0.1	WKL	
MO-VEN	2012/13-5	Dry	4/23/2013 9:15:00 AM	5/8/2013 3:01:00 AM	delta-BHC	n/a	<	0.0025	µg/L	EPA 608	0.0025	0.005	WKL	
MO-VEN	2012/13-5	Dry	4/23/2013 9:15:00 AM	4/29/2013 9:15:00 PM	Demeton-O	n/a	<	0.01	µg/L	EPA 525.2	0.01	0.01	WKL	
MO-VEN	2012/13-5	Dry	4/23/2013 9:15:00 AM	4/29/2013 9:15:00 PM	Demeton-S	n/a	<	0.01	µg/L	EPA 525.2	0.01	0.01	WKL	
MO-VEN	2012/13-5	Dry	4/23/2013 9:15:00 AM	4/29/2013 9:15:00 PM	Diazinon	n/a	<	0.0052	µg/L	EPA 525.2	0.0052	0.01	WKL	
MO-VEN	2012/13-5	Dry	4/23/2013 9:15:00 AM	4/26/2013 4:12:00 PM	Dicamba	n/a	=	1.3	µg/L	EPA 515.3	0.12	0.6	WKL	
MO-VEN	2012/13-5	Dry	4/23/2013 9:15:00 AM	4/26/2013 4:12:00 PM	Dichlorprop	n/a	<	0.08	µg/L	EPA 515.3	0.08	0.3	WKL	
MO-VEN	2012/13-5	Dry	4/23/2013 9:15:00 AM	4/29/2013 9:15:00 PM	Dichlorvos	n/a	<	0.0029	µg/L	EPA 525.2	0.0029	0.01	WKL	
MO-VEN	2012/13-5	Dry	4/23/2013 9:15:00 AM	5/8/2013 3:01:00 AM	Dieldrin	n/a	<	0.0021	µg/L	EPA 608	0.0021	0.01	WKL	
MO-VEN	2012/13-5	Dry	4/23/2013 9:15:00 AM	4/29/2013 9:15:00 PM	Dimethoate	n/a	<	0.0062	µg/L	EPA 525.2	0.0062	0.01	WKL	
MO-VEN	2012/13-5	Dry	4/23/2013 9:15:00 AM	4/26/2013 4:12:00 PM	Dinoseb	n/a	<	0.14	µg/L	EPA 515.3	0.14	0.4	WKL	
MO-VEN	2012/13-5	Dry	4/23/2013 9:15:00 AM	5/1/2013 8:31:00 PM	Diphenamid	n/a	<	0.024	µg/L	EPA 525.2	0.024	0.1	WKL	
MO-VEN	2012/13-5	Dry	4/23/2013 9:15:00 AM	4/29/2013 9:15:00 PM	Disulfoton	n/a	<	0.01	µg/L	EPA 525.2	0.01	0.01	WKL	
MO-VEN	2012/13-5	Dry	4/23/2013 9:15:00 AM	5/8/2013 3:01:00 AM	Endosulfan I	n/a	<	0.0017	µg/L	EPA 608	0.0017	0.02	WKL	

Appendix G
Laboratory Environmental Analysis Results

Site ID	Event	Event Type	Sample Date	Analysis Date	Constituent	Fraction	Sign	Result	Units	Method	MDL	Reporting Limit	Analyzing Laboratory	Qualifier
MO-VEN	2012/13-5	Dry	4/23/2013 9:15:00 AM	5/8/2013 3:01:00 AM	Endosulfan II	n/a	<	0.0019	µg/L	EPA 608	0.0019	0.01	WKL	
MO-VEN	2012/13-5	Dry	4/23/2013 9:15:00 AM	5/8/2013 3:01:00 AM	Endosulfan sulfate	n/a	<	0.008	µg/L	EPA 608	0.008	0.05	WKL	
MO-VEN	2012/13-5	Dry	4/23/2013 9:15:00 AM	5/8/2013 3:01:00 AM	Endrin	n/a	<	0.0028	µg/L	EPA 608	0.0028	0.01	WKL	
MO-VEN	2012/13-5	Dry	4/23/2013 9:15:00 AM	5/8/2013 3:01:00 AM	Endrin aldehyde	n/a	<	0.003	µg/L	EPA 608	0.003	0.01	WKL	
MO-VEN	2012/13-5	Dry	4/23/2013 9:15:00 AM	5/1/2013 8:31:00 PM	EPTC	n/a	<	0.017	µg/L	EPA 525.2	0.017	1	WKL	
MO-VEN	2012/13-5	Dry	4/23/2013 9:15:00 AM	4/29/2013 9:15:00 PM	Ethoprop	n/a	<	0.0067	µg/L	EPA 525.2	0.0067	0.01	WKL	
MO-VEN	2012/13-5	Dry	4/23/2013 9:15:00 AM	4/29/2013 9:15:00 PM	Ethyl parathion	n/a	<	0.0054	µg/L	EPA 525.2	0.0054	0.01	WKL	
MO-VEN	2012/13-5	Dry	4/23/2013 9:15:00 AM	4/29/2013 9:15:00 PM	Fensulfothion	n/a	<	0.0029	µg/L	EPA 525.2	0.0029	0.01	WKL	
MO-VEN	2012/13-5	Dry	4/23/2013 9:15:00 AM	4/29/2013 9:15:00 PM	Fenthion	n/a	<	0.0038	µg/L	EPA 525.2	0.0038	0.01	WKL	
MO-VEN	2012/13-5	Dry	4/23/2013 9:15:00 AM	5/8/2013 3:01:00 AM	gamma-BHC (Lindane)	n/a	<	0.0021	µg/L	EPA 608	0.0021	0.02	WKL	
MO-VEN	2012/13-5	Dry	4/23/2013 9:15:00 AM	5/8/2013 3:01:00 AM	gamma-Chlordane	n/a	<	0.0044	µg/L	EPA 608	0.0044	0.01	WKL	
MO-VEN	2012/13-5	Dry	4/23/2013 9:15:00 AM	4/24/2013 12:52:00 PM	Glyphosate	n/a	=	8	µg/L	EPA 547	1.8	5	WKL	
MO-VEN	2012/13-5	Dry	4/23/2013 9:15:00 AM	5/8/2013 3:01:00 AM	Heptachlor	n/a	<	0.0017	µg/L	EPA 608	0.0017	0.01	WKL	
MO-VEN	2012/13-5	Dry	4/23/2013 9:15:00 AM	5/8/2013 3:01:00 AM	Heptachlor epoxide	n/a	<	0.0019	µg/L	EPA 608	0.0019	0.01	WKL	
MO-VEN	2012/13-5	Dry	4/23/2013 9:15:00 AM	4/29/2013 9:15:00 PM	Malathion	n/a	<	0.0076	µg/L	EPA 525.2	0.0076	0.01	WKL	
MO-VEN	2012/13-5	Dry	4/23/2013 9:15:00 AM	4/29/2013 9:15:00 PM	Merphos	n/a	<	0.0058	µg/L	EPA 525.2	0.0058	0.01	WKL	
MO-VEN	2012/13-5	Dry	4/23/2013 9:15:00 AM	5/8/2013 3:01:00 AM	Methoxychlor	n/a	<	0.0054	µg/L	EPA 608	0.0054	0.02	WKL	
MO-VEN	2012/13-5	Dry	4/23/2013 9:15:00 AM	4/29/2013 9:15:00 PM	Methyl parathion	n/a	<	0.0063	µg/L	EPA 525.2	0.0063	0.01	WKL	
MO-VEN	2012/13-5	Dry	4/23/2013 9:15:00 AM	5/1/2013 8:31:00 PM	Metolachlor	n/a	<	0.012	µg/L	EPA 525.2	0.012	0.1	WKL	
MO-VEN	2012/13-5	Dry	4/23/2013 9:15:00 AM	5/1/2013 8:31:00 PM	Metribuzin	n/a	<	0.015	µg/L	EPA 525.2	0.015	0.1	WKL	
MO-VEN	2012/13-5	Dry	4/23/2013 9:15:00 AM	4/29/2013 9:15:00 PM	Mevinphos	n/a	<	0.0042	µg/L	EPA 525.2	0.0042	0.01	WKL	
MO-VEN	2012/13-5	Dry	4/23/2013 9:15:00 AM	5/1/2013 8:31:00 PM	Molinate	n/a	<	0.039	µg/L	EPA 525.2	0.039	0.1	WKL	
MO-VEN	2012/13-5	Dry	4/23/2013 9:15:00 AM	4/29/2013 9:15:00 PM	Naled	n/a	<	0.0076	µg/L	EPA 525.2	0.0076	0.01	WKL	
MO-VEN	2012/13-5	Dry	4/23/2013 9:15:00 AM	4/26/2013 4:12:00 PM	Pentachlorophenol	n/a	<	0.04	µg/L	EPA 515.3	0.04	0.2	WKL	
MO-VEN	2012/13-5	Dry	4/23/2013 9:15:00 AM	4/29/2013 9:15:00 PM	Phorate	n/a	<	0.003	µg/L	EPA 525.2	0.003	0.01	WKL	
MO-VEN	2012/13-5	Dry	4/23/2013 9:15:00 AM	4/26/2013 4:12:00 PM	Picloram	n/a	<	0.05	µg/L	EPA 515.3	0.05	0.6	WKL	
MO-VEN	2012/13-5	Dry	4/23/2013 9:15:00 AM	5/1/2013 8:31:00 PM	Prometon	n/a	<	0.024	µg/L	EPA 525.2	0.024	0.2	WKL	EST-LCSRPD
MO-VEN	2012/13-5	Dry	4/23/2013 9:15:00 AM	5/1/2013 8:31:00 PM	Prometryn	n/a	<	0.036	µg/L	EPA 525.2	0.036	0.1	WKL	
MO-VEN	2012/13-5	Dry	4/23/2013 9:15:00 AM	4/29/2013 9:15:00 PM	Ronnel (Fenchlorphos)	n/a	<	0.0041	µg/L	EPA 525.2	0.0041	0.01	WKL	
MO-VEN	2012/13-5	Dry	4/23/2013 9:15:00 AM	5/1/2013 8:31:00 PM	Simazine	n/a	<	0.015	µg/L	EPA 525.2	0.015	0.1	WKL	
MO-VEN	2012/13-5	Dry	4/23/2013 9:15:00 AM	4/29/2013 9:15:00 PM	Stirophos (Tetrachlorvinphos)	n/a	<	0.0031	µg/L	EPA 525.2	0.0031	0.01	WKL	
MO-VEN	2012/13-5	Dry	4/23/2013 9:15:00 AM	5/1/2013 8:31:00 PM	Terbacil	n/a	<	0.55	µg/L	EPA 525.2	0.55	2	WKL	
MO-VEN	2012/13-5	Dry	4/23/2013 9:15:00 AM	5/1/2013 8:31:00 PM	Thiobencarb	n/a	<	0.025	µg/L	EPA 525.2	0.025	0.2	WKL	
MO-VEN	2012/13-5	Dry	4/23/2013 9:15:00 AM	4/29/2013 9:15:00 PM	Tokuthion	n/a	<	0.0078	µg/L	EPA 525.2	0.0078	0.01	WKL	
MO-VEN	2012/13-5	Dry	4/23/2013 9:15:00 AM	5/8/2013 3:01:00 AM	Toxaphene	n/a	<	0.12	µg/L	EPA 608	0.12	0.5	WKL	
MO-VEN	2012/13-5	Dry	4/23/2013 9:15:00 AM	4/29/2013 9:15:00 PM	Trichloronate	n/a	<	0.0067	µg/L	EPA 525.2	0.0067	0.01	WKL	
MO-VEN	2012/13-5	Dry	4/23/2013 9:15:00 AM	5/1/2013 8:31:00 PM	Trithion	n/a	<	0.012	µg/L	EPA 525.2	0.012	0.1	WKL	
MO-VEN	2013-DRY	Dry	8/12/2013 8:55:00 AM	8/13/2013 9:30:00 AM	E. Coli	n/a	=	364	MPN/100 mL	MMO-MUG	10	10	VCHCA	
MO-VEN	2013-DRY	Dry	8/12/2013 8:55:00 AM	8/13/2013 9:30:00 AM	Total Coliform	n/a	=	770100	MPN/100 mL	MMO-MUG	1000	1000	VCHCA	
MO-VEN	2013-DRY	Dry	8/12/2013 8:55:00 AM	8/22/2013 12:29:00 PM	Calcium	Total	=	362	mg/L	EPA 200.7	0.016	0.1	WKL	
MO-VEN	2013-DRY	Dry	8/12/2013 8:55:00 AM	8/22/2013 12:29:00 PM	Magnesium	Total	=	296	mg/L	EPA 200.7	0.012	0.1	WKL	
MO-VEN	2013-DRY	Dry	8/12/2013 8:55:00 AM	8/12/2013 8:55:00 AM	Conductivity	n/a	=	6360	µmhos/cm	Field Meter	-88	1	Field Crew	
MO-VEN	2013-DRY	Dry	8/12/2013 8:55:00 AM	8/12/2013 8:55:00 AM	Discharge	n/a	=	0.027	cfs	Field Estimate	-88	-88	Field Crew	
MO-VEN	2013-DRY	Dry	8/12/2013 8:55:00 AM	8/12/2013 8:55:00 AM	DO	n/a	=	117.3	%	Field Meter	-88	0.1	Field Crew	
MO-VEN	2013-DRY	Dry	8/12/2013 8:55:00 AM	8/12/2013 8:55:00 AM	DO	n/a	=	9.99	mg/L	Field Meter	-88	0.3	Field Crew	
MO-VEN	2013-DRY	Dry	8/12/2013 8:55:00 AM	8/22/2013 12:29:00 PM	Hardness as CaCO3	Total	=	2120	mg/L	EPA 200.7	0.0894	0.662	WKL	
MO-VEN	2013-DRY	Dry	8/12/2013 8:55:00 AM	8/12/2013 8:55:00 AM	pH	n/a	=	8.51	pH Units	Field Meter	-88	0.01	Field Crew	
MO-VEN	2013-DRY	Dry	8/12/2013 8:55:00 AM	8/12/2013 8:55:00 AM	Salinity	n/a	=	3700	mg/L	Field Meter	-88	100	Field Crew	

Appendix G
Laboratory Environmental Analysis Results

Site ID	Event	Event Type	Sample Date	Analysis Date	Constituent	Fraction	Sign	Result	Units	Method	MDL	Reporting Limit	Analyzing Laboratory	Qualifier
MO-VEN	2013-DRY	Dry	8/12/2013 8:55:00 AM	8/12/2013 8:55:00 AM	Specific Conductance	n/a	=	6700	µmhos/cm	Field Meter	-88	1	Field Crew	
MO-VEN	2013-DRY	Dry	8/12/2013 8:55:00 AM	8/12/2013 8:55:00 AM	Temperature	n/a	=	22.4	°C	Field Meter	-88	0.1	Field Crew	
MO-VEN	2013-DRY	Dry	8/12/2013 8:55:00 AM	8/28/2013 1:42:00 PM	Total Organic Carbon	n/a	=	54	mg/L	SM 5310 C	0.36	12	WKL	D
MO-VEN	2013-DRY	Dry	8/12/2013 8:55:00 AM	8/12/2013 8:55:00 AM	Turbidity	n/a	=	4.48	NTU	Field Meter	-88	0.01	Field Crew	
MO-VEN	2013-DRY	Dry	8/12/2013 8:55:00 AM	8/24/2013 12:50:00 AM	Copper	Dissolved	=	74	µg/L	EPA 200.8	0.036	0.5	WKL	
MO-VEN	2013-DRY	Dry	8/12/2013 8:55:00 AM	8/24/2013 12:50:00 AM	Lead	Dissolved	=	0.51	µg/L	EPA 200.8	0.024	0.2	WKL	
MO-VEN	2013-DRY	Dry	8/12/2013 8:55:00 AM	8/24/2013 12:50:00 AM	Zinc	Dissolved	=	11	µg/L	EPA 200.8	0.5	5	WKL	

Appendix H. RWQCB Permission of Toxicity Species Substitution

California Regional Water Quality Control Board

Los Angeles Region

Recipient of the 2001 *Environmental Leadership Award* from Keep California Beautiful

Linda S. Adams
Agency Secretary

320 W. 4th Street, Suite 200, Los Angeles, California 90013
Phone (213) 576-6600 FAX (213) 576-6640 - Internet Address: http://www.waterboards.ca.gov/losangeles

Arnold Schwarzenegger
Governor

October 28, 2009

Ms. Norma Camacho, Director
Ventura County Watershed Protection District
800 South Victoria Ave., L#1600
Ventura, CA 93009-1600

Certified Mail
Return Receipt Requested
Claim No. 7009 0820 0001 6811 7509

SUBJECT: TOXICITY TEST SPECIES SUBSTITUTION, VENTURA COUNTY MUNICIPAL SEPARATE STORM SEWER SYSTEM DISCHARGE (MS4) PERMIT (BOARD ORDER No. 09-0057; NPDES No. CAS004002)

Dear Ms. Camacho:

On October 14, 2009, the Regional Board staff received a request from the Ventura County Watershed Protection District (County) to substitute topsmelt, *Atherinops affinis*, with the inland silverside, *Menidia beryllina*, due to the unavailability of topsmelt from the supplier. After consultation with US EPA staff, Regional Board staff denied the request. On October 15, 2009, the Regional Board received an e-mail from the County, titled "Notification of toxicity exception - (species unavailable) Ventura County MS4 NPDES Permit Order No. 09-0057 (Monitoring Program)". The County's e-mail communication was submitted pursuant to requirements in subparts D.5 and D.8(b) of the Ventura County MS4 Permit's Monitoring Program (Monitoring Program), which requires an explanation of the circumstance with documentation when toxicity tests cannot be performed to comply with the requirements of this permit, and written authorization from the Regional Board Executive Officer to substitute test species.

In order to evaluate the appropriateness of substituting topsmelt, *Atherinops affinis*, with the inland silverside, *Menidia beryllina*, in toxicity testing at mass emissions stations in the future, the Regional Board requires the County to conduct comparative static renewal toxicity tests on both species as follows. During the next storm event of this permit year (2009-10) and the first storm event of next permit year (2010-11), the County shall conduct toxicity tests on both topsmelt, *Atherinops affinis*, and the inland silverside, *Menidia beryllina*, along with giant kelp, *Macrocystis pyrifera*, and the purple sea urchin, *Strongylocentrotus purpuratus*, pursuant to subpart D.8(a) of the Monitoring Program. The County shall submit the results of the comparative toxicity tests as part of its reporting requirements.

RECEIVED
NOV 5 2009
WATERSHED PROTECTION DIST.

In the event that topsmelt, *Atherinops affinis*, is unavailable for testing during future sampling events conducted under the Monitoring Program, the County shall follow the protocol set forth in subpart D.5 of the Monitoring Program. The County shall notify the Regional Board by phone and e-mail as soon as possible if a test species is unavailable. Notification shall be sent directly to me as well as Tracy Woods, Stormwater Permitting Unit, with a copy to Renee Purdy, Chief, Regional Programs Section. The County shall submit to the Regional Board documentation of species unavailability from both the County's contract lab and the contract lab's supplier at least 48 hours prior to the planned sampling event to provide adequate time for my staff to evaluate any request for species substitution. Any approval or denial of a request for species substitution must be authorized pursuant to subpart D.8(b) of the Monitoring Program.

If you have any questions, please contact me at (213) 576-6605, or Renee Purdy at (213) 576-6783.

Sincerely,

Tracy J. Egoscue,
Executive Officer

cc: Mr. Bruce Fujimoto, Division of Water Quality, State Water Resources Control Board
Mr. Gerhardt Hubner, Ventura County Watershed Protection District
Mr. Arne Anselm, Ventura County Watershed Protection District

Appendix I. Aquatic Toxicity Testing Lab Results

aquatic bioassay & consulting laboratories, inc

October 26, 2012

Mr. Arne Anselm
Ventura County Watershed Protection District
800 South Victoria Ave
Ventura, CA 93009

Dear Mr. Anselm:

We are pleased to present the enclosed revised bioassay report. The test was conducted under guidelines prescribed in *Short-Term Methods for Estimating the Chronic Toxicity of Effluents and Receiving Waters to Freshwater Organisms" EPA-821-R-02-013.* "All acceptability criteria were met and the concentration-response was normal. This is a valid test." Results were as follows:

CLIENT:	Ventura County Flood Control
SAMPLE I.D.:	MO-OJA
DATE RECEIVED:	10/11/2012
ABC LAB. NO.:	VCF1012.085

CHRONIC FATHEAD MINNOW SURVIVAL & GROWTH BIOASSAY

SURVIVAL	NOEC =	100.00 %
	TUc =	1.00
	EC25 =	>100.00 %
	EC50 =	>100.00 %
REPRODUCTION	NOEC =	100.00 %
	TUc =	1.00
	IC25 =	>100.00 %
	IC50 =	>100.00 %

Yours very truly,

R. Scott Johnson
Laboratory Director

Fathead Minnow 7-d Larval Survival and Growth Test — **Aquatic Bioassay & Consulting Labs, Inc.**

Batch ID:	11-3184-6740	**Test Type:**	Growth-Survival (7d)	**Analyst:**	
Start Date:	13 Oct-12 13:40	**Protocol:**	EPA/821/R-02-013 (2002)	**Diluent:**	Laboratory Water
Ending Date:	20 Oct-12 13:00	**Species:**	Pimephales promelas	**Brine:**	Not Applicable
Duration:	6d 23h	**Source:**	Aquatic Biosystems, CO	**Age:**	
Sample ID:	07-6997-8923	**Code:**	VCF1012.085	**Client:**	VCWPD
Sample Date:	11 Oct-12 15:00	**Material:**	Sample Water	**Project:**	2012/13-1 (Wet)
Receive Date:	11 Oct-12 15:47	**Source:**	Bioassay Report		
Sample Age:	47h	**Station:**	MO-OJA		

Comparison Summary

Analysis ID	Endpoint	NOEL	LOEL	TOEL	PMSD	TU	Method
14-8726-7892	7d Survival Rate	100	>100	NA	23.2%	1	Dunnett Multiple Comparison Test
01-1191-2211	Mean Dry Biomass-mg	100	>100	NA	20.6%	1	Dunnett Multiple Comparison Test

Point Estimate Summary

Analysis ID	Endpoint	Level	%	95% LCL	95% UCL	TU	Method
14-6015-5254	7d Survival Rate	EC5	>100	N/A	N/A	<1	Linear Interpolation (ICPIN)
		EC10	>100	N/A	N/A	<1	
		EC15	>100	N/A	N/A	<1	
		EC20	>100	N/A	N/A	<1	
		EC25	>100	N/A	N/A	<1	
		EC40	>100	N/A	N/A	<1	
		EC50	>100	N/A	N/A	<1	
03-2587-8812	Mean Dry Biomass-mg	IC5	>100	N/A	N/A	<1	Linear Interpolation (ICPIN)
		IC10	>100	N/A	N/A	<1	
		IC15	>100	N/A	N/A	<1	
		IC20	>100	N/A	N/A	<1	
		IC25	>100	N/A	N/A	<1	
		IC40	>100	N/A	N/A	<1	
		IC50	>100	N/A	N/A	<1	

Test Acceptability

Analysis ID	Endpoint	Attribute	Test Stat	TAC Limits	Overlap	Decision
14-6015-5254	7d Survival Rate	Control Resp	0.8667	0.8 - NL	Yes	Passes Acceptability Criteria
14-8726-7892	7d Survival Rate	Control Resp	0.8667	0.8 - NL	Yes	Passes Acceptability Criteria
01-1191-2211	Mean Dry Biomass-mg	Control Resp	0.4178	0.25 - NL	Yes	Passes Acceptability Criteria
03-2587-8812	Mean Dry Biomass-mg	Control Resp	0.4178	0.25 - NL	Yes	Passes Acceptability Criteria
01-1191-2211	Mean Dry Biomass-mg	PMSD	0.2055	0.12 - 0.3	Yes	Passes Acceptability Criteria

7d Survival Rate Summary

C-%	Control Type	Count	Mean	95% LCL	95% UCL	Min	Max	Std Err	Std Dev	CV%	%Effect
0	Negative Contro	4	0.8667	0.7801	0.9533	0.8	0.9333	0.02722	0.05443	6.28%	0.0%
6.25		4	0.9167	0.7832	1	0.8	1	0.04194	0.08389	9.15%	-5.77%
12.5		4	0.9167	0.7575	1	0.8	1	0.05	0.1	10.91%	-5.77%
25		4	0.9167	0.6515	1	0.6667	1	0.08333	0.1667	18.18%	-5.77%
50		4	1	1	1	1	1	0	0	0.0%	-15.38%
100		4	0.9167	0.8151	1	0.8667	1	0.03191	0.06383	6.96%	-5.77%

Mean Dry Biomass-mg Summary

C-%	Control Type	Count	Mean	95% LCL	95% UCL	Min	Max	Std Err	Std Dev	CV%	%Effect
0	Negative Contro	4	0.4178	0.3322	0.5034	0.3633	0.4667	0.02689	0.05379	12.87%	0.0%
6.25		4	0.4105	0.3224	0.4986	0.336	0.4687	0.02768	0.05536	13.49%	1.76%
12.5		4	0.4305	0.4057	0.4553	0.41	0.4427	0.007805	0.01561	3.63%	-3.03%
25		4	0.4557	0.3426	0.5687	0.3573	0.518	0.03552	0.07104	15.59%	-9.06%
50		4	0.4367	0.3517	0.5216	0.3667	0.4953	0.02668	0.05337	12.22%	-4.51%
100		4	0.447	0.3924	0.5016	0.4233	0.4973	0.01715	0.0343	7.67%	-6.98%

7d Survival Rate Detail

C-%	Control Type	Rep 1	Rep 2	Rep 3	Rep 4
0	Negative Contro	0.8	0.8667	0.8667	0.9333
6.25		0.9333	0.8	0.9333	1
12.5		0.8667	0.8	1	1
25		0.6667	1	1	1
50		1	1	1	1
100		1	0.8667	0.9333	0.8667

Mean Dry Biomass-mg Detail

C-%	Control Type	Rep 1	Rep 2	Rep 3	Rep 4
0	Negative Contro	0.4613	0.4667	0.3633	0.38
6.25		0.4687	0.336	0.4107	0.4267
12.5		0.4427	0.4267	0.4427	0.41
25		0.4953	0.452	0.3573	0.518
50		0.4953	0.4507	0.3667	0.434
100		0.44	0.4273	0.4973	0.4233

7d Survival Rate Binomials

C-%	Control Type	Rep 1	Rep 2	Rep 3	Rep 4
0	Negative Contro	12/15	13/15	13/15	14/15
6.25		14/15	12/15	14/15	15/15
12.5		13/15	12/15	15/15	15/15
25		10/15	15/15	15/15	15/15
50		15/15	15/15	15/15	15/15
100		15/15	13/15	14/15	13/15

Fathead Minnow 7-d Larval Survival and Growth Test — **Aquatic Bioassay & Consulting Labs, Inc.**

Analysis ID:	14-8726-7892	**Endpoint:**	7d Survival Rate	**CETIS Version:**	CETISv1.8.6
Analyzed:	30 Oct-12 9:11	**Analysis:**	Parametric-Control vs Treatments	**Official Results:**	Yes
Batch ID:	11-3184-6740	**Test Type:**	Growth-Survival (7d)	**Analyst:**	
Start Date:	13 Oct-12 13:40	**Protocol:**	EPA/821/R-02-013 (2002)	**Diluent:**	Laboratory Water
Ending Date:	20 Oct-12 13:00	**Species:**	Pimephales promelas	**Brine:**	Not Applicable
Duration:	6d 23h	**Source:**	Aquatic Biosystems, CO	**Age:**	
Sample ID:	07-6997-8923	**Code:**	VCF1012.085	**Client:**	VCWPD
Sample Date:	11 Oct-12 15:00	**Material:**	Sample Water	**Project:**	2012/13-1 (Wet)
Receive Date:	11 Oct-12 15:47	**Source:**	Bioassay Report		
Sample Age:	47h	**Station:**	MO-OJA		

Data Transform	Zeta	Alt Hyp	Trials	Seed	PMSD	NOEL	LOEL	TOEL	TU
Angular (Corrected)	NA	C > T	NA	NA	23.2%	100	>100	NA	1

Dunnett Multiple Comparison Test

Control	vs	C-%	Test Stat	Critical	MSD	DF	P-Value	P-Type	Decision(α:5%)
Negative Control		6.25	-0.8651	2.407	0.248	6	0.9753	CDF	Non-Significant Effect
		12.5	-0.9113	2.407	0.248	6	0.9781	CDF	Non-Significant Effect
		25	-1.135	2.407	0.248	6	0.9881	CDF	Non-Significant Effect
		50	-2.313	2.407	0.248	6	0.9997	CDF	Non-Significant Effect
		100	-0.8099	2.407	0.248	6	0.9715	CDF	Non-Significant Effect

Test Acceptability Criteria

Attribute	Test Stat	TAC Limits	Overlap	Decision
Control Resp	0.8667	0.8 - NL	Yes	Passes Acceptability Criteria

ANOVA Table

Source	Sum Squares	Mean Square	DF	F Stat	P-Value	Decision(α:5%)
Between	0.1194045	0.02388089	5	1.122	0.3840	Non-Significant Effect
Error	0.3831211	0.0212845	18			
Total	0.5025256		23			

Distributional Tests

Attribute	Test	Test Stat	Critical	P-Value	Decision(α:1%)
Variances	Mod Levene Equality of Variance	0.8042	4.248	0.5613	Equal Variances
Variances	Levene Equality of Variance	3.369	4.248	0.0254	Equal Variances
Distribution	Shapiro-Wilk W Normality	0.9002	0.884	0.0217	Normal Distribution
Distribution	Kolmogorov-Smirnov D	0.1907	0.2056	0.0240	Normal Distribution
Distribution	D'Agostino Skewness	2.06	2.576	0.0394	Normal Distribution
Distribution	D'Agostino Kurtosis	1.372	2.576	0.1701	Normal Distribution
Distribution	D'Agostino-Pearson K2 Omnibus	6.127	9.21	0.0467	Normal Distribution
Distribution	Anderson-Darling A2 Normality	0.8512	3.878	0.0284	Normal Distribution

7d Survival Rate Summary

C-%	Control Type	Count	Mean	95% LCL	95% UCL	Median	Min	Max	Std Err	CV%	%Effect
0	Negative Control	4	0.8667	0.7801	0.9533	0.8667	0.8	0.9333	0.02722	6.28%	0.0%
6.25		4	0.9167	0.7832	1	0.9333	0.8	1	0.04194	9.15%	-5.77%
12.5		4	0.9167	0.7575	1	0.9333	0.8	1	0.05	10.91%	-5.77%
25		4	0.9167	0.6515	1	1	0.6667	1	0.08333	18.18%	-5.77%
50		4	1	1	1	1	1	1	0	0.0%	-15.38%
100		4	0.9167	0.8151	1	0.9	0.8667	1	0.03191	6.96%	-5.77%

Fathead Minnow 7-d Larval Survival and Growth Test — **Aquatic Bioassay & Consulting Labs, Inc.**

Analysis ID:	14-8726-7892	**Endpoint:**	7d Survival Rate	**CETIS Version:**	CETISv1.8.6
Analyzed:	30 Oct-12 9:11	**Analysis:**	Parametric-Control vs Treatments	**Official Results:**	Yes

Angular (Corrected) Transformed Summary

C-%	Control Type	Count	Mean	95% LCL	95% UCL	Median	Min	Max	Std Err	CV%	%Effect
0	Negative Contr	4	1.203	1.071	1.335	1.197	1.107	1.31	0.04146	6.9%	0.0%
6.25		4	1.292	1.072	1.511	1.31	1.107	1.441	0.06898	10.68%	-7.42%
12.5		4	1.297	1.025	1.569	1.319	1.107	1.441	0.08549	13.19%	-7.82%
25		4	1.32	0.9331	1.707	1.441	0.9553	1.441	0.1215	18.41%	-9.74%
50		4	1.441	1.441	1.442	1.441	1.441	1.441	0	0.0%	-19.84%
100		4	1.286	1.101	1.471	1.253	1.197	1.441	0.05811	9.04%	-6.95%

7d Survival Rate Detail

C-%	Control Type	Rep 1	Rep 2	Rep 3	Rep 4
0	Negative Control	0.8	0.8667	0.8667	0.9333
6.25		0.9333	0.8	0.9333	1
12.5		0.8667	0.8	1	1
25		0.6667	1	1	1
50		1	1	1	1
100		1	0.8667	0.9333	0.8667

Angular (Corrected) Transformed Detail

C-%	Control Type	Rep 1	Rep 2	Rep 3	Rep 4
0	Negative Control	1.107	1.197	1.197	1.31
6.25		1.31	1.107	1.31	1.441
12.5		1.197	1.107	1.441	1.441
25		0.9553	1.441	1.441	1.441
50		1.441	1.441	1.441	1.441
100		1.441	1.197	1.31	1.197

7d Survival Rate Binomials

C-%	Control Type	Rep 1	Rep 2	Rep 3	Rep 4
0	Negative Contro	12/15	13/15	13/15	14/15
6.25		14/15	12/15	14/15	15/15
12.5		13/15	12/15	15/15	15/15
25		10/15	15/15	15/15	15/15
50		15/15	15/15	15/15	15/15
100		15/15	13/15	14/15	13/15

Fathead Minnow 7-d Larval Survival and Growth Test — **Aquatic Bioassay & Consulting Labs, Inc.**

Analysis ID:	01-1191-2211	**Endpoint:**	Mean Dry Biomass-mg	**CETIS Version:**	CETISv1.8.6
Analyzed:	30 Oct-12 9:11	**Analysis:**	Parametric-Control vs Treatments	**Official Results:**	Yes
Batch ID:	11-3184-6740	**Test Type:**	Growth-Survival (7d)	**Analyst:**	
Start Date:	13 Oct-12 13:40	**Protocol:**	EPA/821/R-02-013 (2002)	**Diluent:**	Laboratory Water
Ending Date:	20 Oct-12 13:00	**Species:**	Pimephales promelas	**Brine:**	Not Applicable
Duration:	6d 23h	**Source:**	Aquatic Biosystems, CO	**Age:**	
Sample ID:	07-6997-8923	**Code:**	VCF1012.085	**Client:**	VCWPD
Sample Date:	11 Oct-12 15:00	**Material:**	Sample Water	**Project:**	2012/13-1 (Wet)
Receive Date:	11 Oct-12 15:47	**Source:**	Bioassay Report		
Sample Age:	47h	**Station:**	MO-OJA		

Data Transform	Zeta	Alt Hyp	Trials	Seed	PMSD	NOEL	LOEL	TOEL	TU
Untransformed	NA	C > T	NA	NA	20.6%	100	>100	NA	1

Dunnett Multiple Comparison Test

Control	vs	C-%	Test Stat	Critical	MSD	DF	P-Value	P-Type	Decision(α:5%)
Negative Control		6.25	0.2056	2.407	0.086	6	0.7657	CDF	Non-Significant Effect
		12.5	-0.355	2.407	0.086	6	0.9168	CDF	Non-Significant Effect
		25	-1.06	2.407	0.086	6	0.9854	CDF	Non-Significant Effect
		50	-0.5279	2.407	0.086	6	0.9434	CDF	Non-Significant Effect
		100	-0.8175	2.407	0.086	6	0.9721	CDF	Non-Significant Effect

Test Acceptability Criteria

Attribute	Test Stat	TAC Limits	Overlap	Decision
Control Resp	0.4178	0.25 - NL	Yes	Passes Acceptability Criteria
PMSD	0.2055	0.12 - 0.3	Yes	Passes Acceptability Criteria

ANOVA Table

Source	Sum Squares	Mean Square	DF	F Stat	P-Value	Decision(α:5%)
Between	0.005862983	0.001172597	5	0.4606	0.8003	Non-Significant Effect
Error	0.04582056	0.002545587	18			
Total	0.05168355		23			

Distributional Tests

Attribute	Test	Test Stat	Critical	P-Value	Decision(α:1%)
Variances	Bartlett Equality of Variance	5.332	15.09	0.3767	Equal Variances
Variances	Mod Levene Equality of Variance	0.9659	4.248	0.4644	Equal Variances
Variances	Levene Equality of Variance	1.119	4.248	0.3855	Equal Variances
Distribution	Shapiro-Wilk W Normality	0.9497	0.884	0.2674	Normal Distribution
Distribution	Kolmogorov-Smirnov D	0.1046	0.2056	0.7513	Normal Distribution
Distribution	D'Agostino Skewness	1.072	2.576	0.2838	Normal Distribution
Distribution	D'Agostino Kurtosis	0.2325	2.576	0.8161	Normal Distribution
Distribution	D'Agostino-Pearson K2 Omnibus	1.203	9.21	0.5481	Normal Distribution
Distribution	Anderson-Darling A2 Normality	0.4203	3.878	0.3294	Normal Distribution

Mean Dry Biomass-mg Summary

C-%	Control Type	Count	Mean	95% LCL	95% UCL	Median	Min	Max	Std Err	CV%	%Effect
0	Negative Control	4	0.4178	0.3322	0.5034	0.4207	0.3633	0.4667	0.02689	12.87%	0.0%
6.25		4	0.4105	0.3224	0.4986	0.4187	0.336	0.4687	0.02768	13.49%	1.76%
12.5		4	0.4305	0.4057	0.4553	0.4347	0.41	0.4427	0.007805	3.63%	-3.03%
25		4	0.4557	0.3426	0.5687	0.4737	0.3573	0.518	0.03552	15.59%	-9.06%
50		4	0.4367	0.3517	0.5216	0.4423	0.3667	0.4953	0.02668	12.22%	-4.51%
100		4	0.447	0.3924	0.5016	0.4337	0.4233	0.4973	0.01715	7.67%	-6.98%

Fathead Minnow 7-d Larval Survival and Growth Test — **Aquatic Bioassay & Consulting Labs, Inc.**

Analysis ID:	01-1191-2211	**Endpoint:**	Mean Dry Biomass-mg	**CETIS Version:**	CETISv1.8.6
Analyzed:	30 Oct-12 9:11	**Analysis:**	Parametric-Control vs Treatments	**Official Results:**	Yes

Mean Dry Biomass-mg Detail

C-%	Control Type	Rep 1	Rep 2	Rep 3	Rep 4
0	Negative Control	0.4613	0.4667	0.3633	0.38
6.25		0.4687	0.336	0.4107	0.4267
12.5		0.4427	0.4267	0.4427	0.41
25		0.4953	0.452	0.3573	0.518
50		0.4953	0.4507	0.3667	0.434
100		0.44	0.4273	0.4973	0.4233

Fathead Minnow 7-d Larval Survival and Growth Test — **Aquatic Bioassay & Consulting Labs, Inc.**

Analysis ID:	14-6015-5254	**Endpoint:**	7d Survival Rate	**CETIS Version:**	CETISv1.8.6
Analyzed:	30 Oct-12 9:11	**Analysis:**	Linear Interpolation (ICPIN)	**Official Results:**	Yes
Batch ID:	11-3184-6740	**Test Type:**	Growth-Survival (7d)	**Analyst:**	
Start Date:	13 Oct-12 13:40	**Protocol:**	EPA/821/R-02-013 (2002)	**Diluent:**	Laboratory Water
Ending Date:	20 Oct-12 13:00	**Species:**	Pimephales promelas	**Brine:**	Not Applicable
Duration:	6d 23h	**Source:**	Aquatic Biosystems, CO	**Age:**	
Sample ID:	07-6997-8923	**Code:**	VCF1012.085	**Client:**	VCWPD
Sample Date:	11 Oct-12 15:00	**Material:**	Sample Water	**Project:**	2012/13-1 (Wet)
Receive Date:	11 Oct-12 15:47	**Source:**	Bioassay Report		
Sample Age:	47h	**Station:**	MO-OJA		

Linear Interpolation Options

X Transform	Y Transform	Seed	Resamples	Exp 95% CL	Method
Linear	Linear	0	280	Yes	Two-Point Interpolation

Test Acceptability Criteria

Attribute	Test Stat	TAC Limits	Overlap	Decision
Control Resp	0.8667	0.8 - NL	Yes	Passes Acceptability Criteria

Point Estimates

Level	%	95% LCL	95% UCL	TU	95% LCL	95% UCL
EC5	>100	N/A	N/A	<1	NA	NA
EC10	>100	N/A	N/A	<1	NA	NA
EC15	>100	N/A	N/A	<1	NA	NA
EC20	>100	N/A	N/A	<1	NA	NA
EC25	>100	N/A	N/A	<1	NA	NA
EC40	>100	N/A	N/A	<1	NA	NA
EC50	>100	N/A	N/A	<1	NA	NA

7d Survival Rate Summary

			Calculated Variate(A/B)								
C-%	Control Type	Count	Mean	Min	Max	Std Err	Std Dev	CV%	%Effect	A	B
0	Negative Control	4	0.8667	0.8	0.9333	0.02722	0.05443	6.28%	0.0%	52	60
6.25		4	0.9167	0.8	1	0.04194	0.08389	9.15%	-5.77%	55	60
12.5		4	0.9167	0.8	1	0.05	0.1	10.91%	-5.77%	55	60
25		4	0.9167	0.6667	1	0.08333	0.1667	18.18%	-5.77%	55	60
50		4	1	1	1	0	0	0.0%	-15.38%	60	60
100		4	0.9167	0.8667	1	0.03191	0.06383	6.96%	-5.77%	55	60

7d Survival Rate Detail

C-%	Control Type	Rep 1	Rep 2	Rep 3	Rep 4
0	Negative Control	0.8	0.8667	0.8667	0.9333
6.25		0.9333	0.8	0.9333	1
12.5		0.8667	0.8	1	1
25		0.6667	1	1	1
50		1	1	1	1
100		1	0.8667	0.9333	0.8667

7d Survival Rate Binomials

C-%	Control Type	Rep 1	Rep 2	Rep 3	Rep 4
0	Negative Contro	12/15	13/15	13/15	14/15
6.25		14/15	12/15	14/15	15/15
12.5		13/15	12/15	15/15	15/15
25		10/15	15/15	15/15	15/15
50		15/15	15/15	15/15	15/15
100		15/15	13/15	14/15	13/15

Analysis ID:	14-6015-5254	**Endpoint:**	7d Survival Rate	**CETIS Version:**	CETISv1.8.6
Analyzed:	30 Oct-12 9:11	**Analysis:**	Linear Interpolation (ICPIN)	**Official Results:**	Yes

Fathead Minnow 7-d Larval Survival and Growth Test — **Aquatic Bioassay & Consulting Labs, Inc.**

Analysis ID:	03-2587-8812	**Endpoint:**	Mean Dry Biomass-mg	**CETIS Version:**	CETISv1.8.6
Analyzed:	30 Oct-12 9:11	**Analysis:**	Linear Interpolation (ICPIN)	**Official Results:**	Yes
Batch ID:	11-3184-6740	**Test Type:**	Growth-Survival (7d)	**Analyst:**	
Start Date:	13 Oct-12 13:40	**Protocol:**	EPA/821/R-02-013 (2002)	**Diluent:**	Laboratory Water
Ending Date:	20 Oct-12 13:00	**Species:**	Pimephales promelas	**Brine:**	Not Applicable
Duration:	6d 23h	**Source:**	Aquatic Biosystems, CO	**Age:**	
Sample ID:	07-6997-8923	**Code:**	VCF1012.085	**Client:**	VCWPD
Sample Date:	11 Oct-12 15:00	**Material:**	Sample Water	**Project:**	2012/13-1 (Wet)
Receive Date:	11 Oct-12 15:47	**Source:**	Bioassay Report		
Sample Age:	47h	**Station:**	MO-OJA		

Linear Interpolation Options

X Transform	Y Transform	Seed	Resamples	Exp 95% CL	Method
Linear	Linear	890405	280	Yes	Two-Point Interpolation

Test Acceptability Criteria

Attribute	Test Stat	TAC Limits	Overlap	Decision
Control Resp	0.4178	0.25 - NL	Yes	Passes Acceptability Criteria

Point Estimates

Level	%	95% LCL	95% UCL	TU	95% LCL	95% UCL
IC5	>100	N/A	N/A	<1	NA	NA
IC10	>100	N/A	N/A	<1	NA	NA
IC15	>100	N/A	N/A	<1	NA	NA
IC20	>100	N/A	N/A	<1	NA	NA
IC25	>100	N/A	N/A	<1	NA	NA
IC40	>100	N/A	N/A	<1	NA	NA
IC50	>100	N/A	N/A	<1	NA	NA

Mean Dry Biomass-mg Summary

			Calculated Variate						
C-%	Control Type	Count	Mean	Min	Max	Std Err	Std Dev	CV%	%Effect
0	Negative Control	4	0.4178	0.3633	0.4667	0.02689	0.05379	12.87%	0.0%
6.25		4	0.4105	0.336	0.4687	0.02768	0.05536	13.49%	1.76%
12.5		4	0.4305	0.41	0.4427	0.007805	0.01561	3.63%	-3.03%
25		4	0.4557	0.3573	0.518	0.03552	0.07104	15.59%	-9.06%
50		4	0.4367	0.3667	0.4953	0.02668	0.05337	12.22%	-4.51%
100		4	0.447	0.4233	0.4973	0.01715	0.0343	7.67%	-6.98%

Mean Dry Biomass-mg Detail

C-%	Control Type	Rep 1	Rep 2	Rep 3	Rep 4
0	Negative Control	0.4613	0.4667	0.3633	0.38
6.25		0.4687	0.336	0.4107	0.4267
12.5		0.4427	0.4267	0.4427	0.41
25		0.4953	0.452	0.3573	0.518
50		0.4953	0.4507	0.3667	0.434
100		0.44	0.4273	0.4973	0.4233

Analysis ID:	03-2587-8812	**Endpoint:**	Mean Dry Biomass-mg	**CETIS Version:**	CETISv1.8.6
Analyzed:	30 Oct-12 9:11	**Analysis:**	Linear Interpolation (ICPIN)	**Official Results:**	Yes

Fathead Minnow 7-d Larval Survival and Growth Test — Aquatic Bioassay & Consulting Labs, Inc.

Batch ID:	11-3184-6740	**Test Type:**	Growth-Survival (7d)	**Analyst:**	
Start Date:	13 Oct-12 13:40	**Protocol:**	EPA/821/R-02-013 (2002)	**Diluent:**	Laboratory Water
Ending Date:	20 Oct-12 13:00	**Species:**	Pimephales promelas	**Brine:**	Not Applicable
Duration:	6d 23h	**Source:**	Aquatic Biosystems, CO	**Age:**	

Sample ID:	07-6997-8923	**Code:**	VCF1012.085	**Client:**	VCWPD
Sample Date:	11 Oct-12 15:00	**Material:**	Sample Water	**Project:**	2012/13-1 (Wet)
Receive Date:	11 Oct-12 15:47	**Source:**	Bioassay Report		
Sample Age:	47h	**Station:**	MO-OJA		

Alkalinity (CaCO3)-mg/L

C-%	Control Type	Count	Mean	95% LCL	95% UCL	Min	Max	Std Err	Std Dev	CV%	QA Count
0	Negative Contr	1	61			61	61	0	0	0.0%	0
100		1	40			40	40	0	0	0.0%	0
Overall		2	50.5			40	61				0 (0%)

Conductivity-µmhos

C-%	Control Type	Count	Mean	95% LCL	95% UCL	Min	Max	Std Err	Std Dev	CV%	QA Count
0	Negative Contr	8	343.6	339.4	347.9	334	351	1.792	5.069	1.48%	0
6.25		8	328.5	322.4	334.6	320	339	2.584	7.309	2.23%	0
12.5		8	312.9	309.3	316.5	305	318	1.529	4.324	1.38%	0
25		8	291.6	287.6	295.7	285	300	1.711	4.838	1.66%	0
50		8	251.1	244.3	257.9	242	268	2.881	8.149	3.25%	0
100		8	156.3	148.1	164.4	140	170	3.437	9.721	6.22%	0
Overall		48	280.7			140	351				0 (0%)

Dissolved Oxygen-mg/L

C-%	Control Type	Count	Mean	95% LCL	95% UCL	Min	Max	Std Err	Std Dev	CV%	QA Count
0	Negative Contr	8	8.025	7.55	8.5	6.9	8.6	0.2007	0.5676	7.07%	0
6.25		8	7.588	7.05	8.125	6.1	8.2	0.2271	0.6424	8.47%	0
12.5		8	6.7	6.071	7.329	5.4	7.7	0.2659	0.7521	11.23%	0
25		8	6.7	6.071	7.329	5.4	7.7	0.2659	0.7521	11.23%	0
50		8	5.725	5.064	6.386	4.2	7	0.2795	0.7906	13.81%	0
100		8	4.375	4.01	4.74	4	5.2	0.1544	0.4367	9.98%	0
Overall		48	6.519			4	8.6				0 (0%)

Hardness (CaCO3)-mg/L

C-%	Control Type	Count	Mean	95% LCL	95% UCL	Min	Max	Std Err	Std Dev	CV%	QA Count
0	Negative Contr	1	85			85	85	0	0	0.0%	0
100		1	56			56	56	0	0	0.0%	0
Overall		2	70.5			56	85				0 (0%)

pH-Units

C-%	Control Type	Count	Mean	95% LCL	95% UCL	Min	Max	Std Err	Std Dev	CV%	QA Count
0	Negative Contr	8	7.988	7.883	8.092	7.8	8.2	0.04407	0.1246	1.56%	0
6.25		8	7.85	7.65	8.05	7.7	8.4	0.08451	0.239	3.05%	0
12.5		8	7.788	7.571	8.004	7.6	8.4	0.09149	0.2588	3.32%	0
25		8	7.638	7.401	7.874	7.4	8.3	0.09989	0.2825	3.7%	0
50		8	7.425	7.162	7.688	7	8.1	0.1114	0.3151	4.24%	0
100		8	7.013	6.617	7.408	6.6	7.9	0.1674	0.4734	6.75%	0
Overall		48	7.617			6.6	8.4				0 (0%)

Fathead Minnow 7-d Larval Survival and Growth Test — Aquatic Bioassay & Consulting Labs, Inc.

Temperature-°C

C-%	Control Type	Count	Mean	95% LCL	95% UCL	Min	Max	Std Err	Std Dev	CV%	QA Count
0	Negative Contr	8	24	24	24	24	24	0	0	0.0%	0
6.25		8	24	24	24	24	24	0	0	0.0%	0
12.5		8	24	24	24	24	24	0	0	0.0%	0
25		8	24	24	24	24	24	0	0	0.0%	0
50		8	24	24	24	24	24	0	0	0.0%	0
100		8	24.01	23.98	24.04	24	24.1	0.01249	0.03531	0.15%	0
Overall		48	24			24	24.1				0 (0%)

Alkalinity (CaCO3)-mg/L

C-%	Control Type	1
0	Negative Contr	61
100		40

Conductivity-µmhos

C-%	Control Type	1	2	3	4	5	6	7	8
0	Negative Contr	334	343	342	341	351	348	345	345
6.25		330	320	323	326	321	331	339	338
12.5		310	305	310	315	315	317	313	318
25		287	285	289	291	293	296	292	300
50		244	242	247	249	251	256	252	268
100		158	154	160	160	163	170	140	145

Dissolved Oxygen-mg/L

C-%	Control Type	1	2	3	4	5	6	7	8
0	Negative Contr	8.1	8	8	8.6	7.6	8.6	8.4	6.9
6.25		8.2	8	7.7	7.6	7.5	7.7	7.9	6.1
12.5		7.1	7.1	6.9	5.4	6.6	7.7	7	5.8
25		7.1	7.1	6.9	5.4	6.6	7.7	7	5.8
50		6	5.8	5.8	4.2	5.6	7	6.1	5.3
100		4.7	4	4	4	4.4	4.1	4.6	5.2

Hardness (CaCO3)-mg/L

C-%	Control Type	1
0	Negative Contr	85
100		56

pH-Units

C-%	Control Type	1	2	3	4	5	6	7	8
0	Negative Contr	8.1	8.2	8	7.9	7.9	8	8	7.8
6.25		7.9	8.4	7.7	7.7	7.7	7.9	7.8	7.7
12.5		7.8	8.4	7.7	7.6	7.6	7.8	7.7	7.7
25		7.6	8.3	7.5	7.4	7.5	7.7	7.5	7.6
50		7.3	8.1	7.3	7	7.4	7.5	7.3	7.5
100		6.6	7.9	6.7	6.6	7.1	6.7	7	7.5

Temperature-°C

C-%	Control Type	1	2	3	4	5	6	7	8
0	Negative Contr	24	24	24	24	24	24	24	24
6.25		24	24	24	24	24	24	24	24
12.5		24	24	24	24	24	24	24	24
25		24	24	24	24	24	24	24	24
50		24	24	24	24	24	24	24	24
100		24	24	24	24	24.1	24	24	24

aquatic bioassay & consulting laboratories, inc

CHRONIC FATHEAD MINNOW SURVIVAL AND GROWTH BIOASSAY

DATE: 13 October 2012

STANDARD TOXICANT: Copper Chloride

ENDPOINT: SURVIVAL

NOEC = 75.00 ug/l

EC25 = 75.00 ug/l
EC50 = 94.12 ug/l

ENDPOINT: GROWTH

NOEC = 38.00 ug/l

IC25 = 39.75 ug/l
IC50 = 72.08 ug/l

Yours very truly,

Scott Johnson
Laboratory Director

29 north olive ventura, ca 93001 (805) 643 5621 www.aquabio.org

CETIS Summary Report

Fathead Minnow 7-d Larval Survival and Growth Test — Aquatic Bioassay & Consulting Labs, Inc.

Batch ID:	11-7957-7585	**Test Type:**	Growth-Survival (7d)	**Analyst:**	
Start Date:	13 Oct-12 13:29	**Protocol:**	EPA/821/R-02-013 (2002)	**Diluent:**	Laboratory Water
Ending Date:	20 Oct-12 13:00	**Species:**	Pimephales promelas	**Brine:**	Not Applicable
Duration:	7d	**Source:**	Aquatic Biosystems, CO	**Age:**	
Sample ID:	07-4201-8705	**Code:**	FML101312	**Client:**	ABC Labs
Sample Date:	13 Oct-12	**Material:**	Copper chloride	**Project:**	REF TOX
Receive Date:		**Source:**	Reference Toxicant		
Sample Age:	13h	**Station:**	REF TOX		

Comparison Summary

Analysis ID	Endpoint	NOEL	LOEL	TOEL	PMSD	TU	Method
04-4754-6068	7d Survival Rate	75	100	86.6	36.3%		Dunnett Multiple Comparison Test
00-2599-7147	Mean Dry Biomass-mg	38	75	53.39	41.6%		Steel Many-One Rank Sum Test

Point Estimate Summary

Analysis ID	Endpoint	Level	µg/L	95% LCL	95% UCL	TU	Method
13-0815-0426	7d Survival Rate	EC5	4.333	0.28	70.78		Linear Interpolation (ICPIN)
		EC10	8.667	0.56	84.62		
		EC15	47.51	N/A	82.27		
		EC20	61.26	N/A	86.85		
		EC25	75	N/A	84.41		
		EC40	86.47	76.12	104.1		
		EC50	94.12	81.53	N/A		
20-2965-6413	Mean Dry Biomass-mg	IC5	2.114	0.6761	35.86		Linear Interpolation (ICPIN)
		IC10	4.229	1.352	45.28		
		IC15	6.343	2.028	61.5		
		IC20	8.458	2.704	68.77		
		IC25	39.75	N/A	57.56		
		IC40	59.15	N/A	73.56		
		IC50	72.08	55.68	83.17		

Test Acceptability

Analysis ID	Endpoint	Attribute	Test Stat	TAC Limits	Overlap	Decision
04-4754-6068	7d Survival Rate	Control Resp	0.8667	0.8 - NL	Yes	Passes Acceptability Criteria
13-0815-0426	7d Survival Rate	Control Resp	0.8667	0.8 - NL	Yes	Passes Acceptability Criteria
00-2599-7147	Mean Dry Biomass-mg	Control Resp	0.4095	0.25 - NL	Yes	Passes Acceptability Criteria
20-2965-6413	Mean Dry Biomass-mg	Control Resp	0.4095	0.25 - NL	Yes	Passes Acceptability Criteria
00-2599-7147	Mean Dry Biomass-mg	PMSD	0.4162	0.12 - 0.3	Yes	Above Acceptability Criteria

7d Survival Rate Summary

C-µg/L	Control Type	Count	Mean	95% LCL	95% UCL	Min	Max	Std Err	Std Dev	CV%	%Effect
0	Negative Contro	4	0.8667	0.7801	0.9533	0.8	0.9333	0.02722	0.05443	6.28%	0.0%
10		4	0.7	0.4193	0.9807	0.4667	0.8667	0.08819	0.1764	25.2%	19.23%
19		4	0.7167	0.1663	1	0.2	0.9333	0.1729	0.3459	48.26%	17.31%
38		4	0.8833	0.7818	0.9849	0.8	0.9333	0.03191	0.06383	7.23%	-1.92%
75		4	0.65	0.5165	0.7835	0.5333	0.7333	0.04194	0.08389	12.91%	25.0%
100		4	0.3667	0.03685	0.6965	0.06667	0.5333	0.1036	0.2073	56.53%	57.69%

Mean Dry Biomass-mg Summary

C-µg/L	Control Type	Count	Mean	95% LCL	95% UCL	Min	Max	Std Err	Std Dev	CV%	%Effect
0	Negative Contro	4	0.4095	0.3348	0.4842	0.3633	0.4667	0.02347	0.04695	11.46%	0.0%
10		4	0.2487	0.03821	0.4591	0.1433	0.4413	0.06613	0.1323	53.19%	39.28%
19		4	0.3673	0.06568	0.669	0.08467	0.4887	0.09479	0.1896	51.61%	10.3%
38		4	0.322	0.27	0.374	0.292	0.368	0.01633	0.03266	10.14%	21.37%
75		4	0.1955	0.1488	0.2422	0.1687	0.2253	0.01467	0.02934	15.01%	52.26%
100		4	0.07633	-0.00497	0.1576	0.01333	0.13	0.02555	0.05109	66.93%	81.36%

Fathead Minnow 7-d Larval Survival and Growth Test — Aquatic Bioassay & Consulting Labs, Inc.

7d Survival Rate Detail

C-µg/L	Control Type	Rep 1	Rep 2	Rep 3	Rep 4
0	Negative Contro	0.8	0.8667	0.8667	0.9333
10		0.8	0.6667	0.4667	0.8667
19		0.2	0.8667	0.9333	0.8667
38		0.8667	0.8	0.9333	0.9333
75		0.5333	0.6667	0.7333	0.6667
100		0.5333	0.4	0.4667	0.06667

Mean Dry Biomass-mg Detail

C-µg/L	Control Type	Rep 1	Rep 2	Rep 3	Rep 4
0	Negative Contro	0.428	0.4667	0.3633	0.38
10		0.19	0.1433	0.22	0.4413
19		0.08467	0.4887	0.4573	0.4387
38		0.3087	0.292	0.368	0.3193
75		0.1687	0.172	0.216	0.2253
100		0.13	0.05933	0.1027	0.01333

7d Survival Rate Binomials

C-µg/L	Control Type	Rep 1	Rep 2	Rep 3	Rep 4
0	Negative Contro	12/15	13/15	13/15	14/15
10		12/15	10/15	7/15	13/15
19		3/15	13/15	14/15	13/15
38		13/15	12/15	14/15	14/15
75		8/15	10/15	11/15	10/15
100		8/15	6/15	7/15	1/15

Fathead Minnow 7-d Larval Survival and Growth Test — Aquatic Bioassay & Consulting Labs, Inc.

Analysis ID:	04-4754-6068	**Endpoint:**	7d Survival Rate	**CETIS Version:**	CETISv1.8.6
Analyzed:	30 Oct-12 9:11	**Analysis:**	Parametric-Control vs Treatments	**Official Results:**	Yes
Batch ID:	11-7957-7585	**Test Type:**	Growth-Survival (7d)	**Analyst:**	
Start Date:	13 Oct-12 13:29	**Protocol:**	EPA/821/R-02-013 (2002)	**Diluent:**	Laboratory Water
Ending Date:	20 Oct-12 13:00	**Species:**	Pimephales promelas	**Brine:**	Not Applicable
Duration:	7d	**Source:**	Aquatic Biosystems, CO	**Age:**	
Sample ID:	07-4201-8705	**Code:**	FML101312	**Client:**	ABC Labs
Sample Date:	13 Oct-12	**Material:**	Copper chloride	**Project:**	REF TOX
Receive Date:		**Source:**	Reference Toxicant		
Sample Age:	13h	**Station:**	REF TOX		

Data Transform	Zeta	Alt Hyp	Trials	Seed	PMSD	NOEL	LOEL	TOEL	TU
Angular (Corrected)	NA	C > T	NA	NA	36.3%	75	100	86.6	

Dunnett Multiple Comparison Test

Control	vs	C-µg/L	Test Stat	Critical	MSD	DF	P-Value	P-Type	Decision(α:5%)
Negative Control		10	1.316	2.407	0.366	6	0.2920	CDF	Non-Significant Effect
		19	1.06	2.407	0.366	6	0.3959	CDF	Non-Significant Effect
		38	-0.1855	2.407	0.366	6	0.8821	CDF	Non-Significant Effect
		75	1.734	2.407	0.366	6	0.1610	CDF	Non-Significant Effect
		100*	3.777	2.407	0.366	6	0.0030	CDF	Significant Effect

Test Acceptability Criteria

Attribute	Test Stat	TAC Limits	Overlap	Decision
Control Resp	0.8667	0.8 - NL	Yes	Passes Acceptability Criteria

ANOVA Table

Source	Sum Squares	Mean Square	DF	F Stat	P-Value	Decision(α:5%)
Between	0.9478583	0.1895717	5	4.112	0.0115	Significant Effect
Error	0.8299058	0.04610588	18			
Total	1.777764		23			

Distributional Tests

Attribute	Test	Test Stat	Critical	P-Value	Decision(α:1%)
Variances	Bartlett Equality of Variance	10.51	15.09	0.0620	Equal Variances
Variances	Mod Levene Equality of Variance	0.5614	4.248	0.7282	Equal Variances
Variances	Levene Equality of Variance	2.727	4.248	0.0528	Equal Variances
Distribution	Shapiro-Wilk W Normality	0.8843	0.884	0.0102	Normal Distribution
Distribution	Kolmogorov-Smirnov D	0.1547	0.2056	0.1423	Normal Distribution
Distribution	D'Agostino Skewness	2.875	2.576	0.0040	Non-normal Distribution
Distribution	D'Agostino Kurtosis	2.198	2.576	0.0280	Normal Distribution
Distribution	D'Agostino-Pearson K2 Omnibus	13.1	9.21	0.0014	Non-normal Distribution
Distribution	Anderson-Darling A2 Normality	0.9907	3.878	0.0131	Normal Distribution

7d Survival Rate Summary

C-µg/L	Control Type	Count	Mean	95% LCL	95% UCL	Median	Min	Max	Std Err	CV%	%Effect
0	Negative Control	4	0.8667	0.7801	0.9533	0.8667	0.8	0.9333	0.02722	6.28%	0.0%
10		4	0.7	0.4193	0.9807	0.7333	0.4667	0.8667	0.08819	25.2%	19.23%
19		4	0.7167	0.1663	1	0.8667	0.2	0.9333	0.1729	48.26%	17.31%
38		4	0.8833	0.7818	0.9849	0.9	0.8	0.9333	0.03191	7.23%	-1.92%
75		4	0.65	0.5165	0.7835	0.6667	0.5333	0.7333	0.04194	12.91%	25.0%
100		4	0.3667	0.03685	0.6965	0.4333	0.06667	0.5333	0.1036	56.53%	57.69%

Fathead Minnow 7-d Larval Survival and Growth Test — Aquatic Bioassay & Consulting Labs, Inc.

Analysis ID:	04-4754-6068	**Endpoint:**	7d Survival Rate	**CETIS Version:**	CETISv1.8.6
Analyzed:	30 Oct-12 9:11	**Analysis:**	Parametric-Control vs Treatments	**Official Results:**	Yes

Angular (Corrected) Transformed Summary

C-µg/L	Control Type	Count	Mean	95% LCL	95% UCL	Median	Min	Max	Std Err	CV%	%Effect
0	Negative Contr	4	1.203	1.071	1.335	1.197	1.107	1.31	0.04146	6.9%	0.0%
10		4	1.003	0.693	1.313	1.031	0.752	1.197	0.09736	19.42%	16.61%
19		4	1.042	0.4227	1.661	1.197	0.4636	1.31	0.1945	37.35%	13.38%
38		4	1.231	1.075	1.387	1.253	1.107	1.31	0.04904	7.97%	-2.34%
75		4	0.9394	0.8002	1.079	0.9553	0.8188	1.028	0.04372	9.31%	21.89%
100		4	0.6292	0.2292	1.029	0.7184	0.2612	0.8188	0.1257	39.95%	47.69%

7d Survival Rate Detail

C-µg/L	Control Type	Rep 1	Rep 2	Rep 3	Rep 4
0	Negative Control	0.8	0.8667	0.8667	0.9333
10		0.8	0.6667	0.4667	0.8667
19		0.2	0.8667	0.9333	0.8667
38		0.8667	0.8	0.9333	0.9333
75		0.5333	0.6667	0.7333	0.6667
100		0.5333	0.4	0.4667	0.06667

Angular (Corrected) Transformed Detail

C-µg/L	Control Type	Rep 1	Rep 2	Rep 3	Rep 4
0	Negative Control	1.107	1.197	1.197	1.31
10		1.107	0.9553	0.752	1.197
19		0.4636	1.197	1.31	1.197
38		1.197	1.107	1.31	1.31
75		0.8188	0.9553	1.028	0.9553
100		0.8188	0.6847	0.752	0.2612

7d Survival Rate Binomials

C-µg/L	Control Type	Rep 1	Rep 2	Rep 3	Rep 4
0	Negative Contro	12/15	13/15	13/15	14/15
10		12/15	10/15	7/15	13/15
19		3/15	13/15	14/15	13/15
38		13/15	12/15	14/15	14/15
75		8/15	10/15	11/15	10/15
100		8/15	6/15	7/15	1/15

Fathead Minnow 7-d Larval Survival and Growth Test — Aquatic Bioassay & Consulting Labs, Inc.

Analysis ID:	00-2599-7147	**Endpoint:**	Mean Dry Biomass-mg	**CETIS Version:**	CETISv1.8.6
Analyzed:	30 Oct-12 9:11	**Analysis:**	Nonparametric-Control vs Treatments	**Official Results:**	Yes
Batch ID:	11-7957-7585	**Test Type:**	Growth-Survival (7d)	**Analyst:**	
Start Date:	13 Oct-12 13:29	**Protocol:**	EPA/821/R-02-013 (2002)	**Diluent:**	Laboratory Water
Ending Date:	20 Oct-12 13:00	**Species:**	Pimephales promelas	**Brine:**	Not Applicable
Duration:	7d	**Source:**	Aquatic Biosystems, CO	**Age:**	
Sample ID:	07-4201-8705	**Code:**	FML101312	**Client:**	ABC Labs
Sample Date:	13 Oct-12	**Material:**	Copper chloride	**Project:**	REF TOX
Receive Date:		**Source:**	Reference Toxicant		
Sample Age:	13h	**Station:**	REF TOX		

Data Transform	Zeta	Alt Hyp	Trials	Seed	PMSD	NOEL	LOEL	TOEL	TU
Untransformed	NA	C > T	NA	NA	41.6%	38	75	53.39	

Steel Many-One Rank Sum Test

Control	vs	C-µg/L	Test Stat	Critical	Ties	DF	P-Value	P-Type	Decision(α:5%)
Negative Control		10	13	10	0	6	0.2311	Asymp	Non-Significant Effect
		19	20	10	0	6	0.9516	Asymp	Non-Significant Effect
		38	11	10	0	6	0.0805	Asymp	Non-Significant Effect
		75*	10	10	0	6	0.0417	Asymp	Significant Effect
		100*	10	10	0	6	0.0417	Asymp	Significant Effect

Test Acceptability Criteria

Attribute	Test Stat	TAC Limits	Overlap	Decision
Control Resp	0.4095	0.25 - NL	Yes	Passes Acceptability Criteria
PMSD	0.4162	0.12 - 0.3	Yes	Above Acceptability Criteria

ANOVA Table

Source	Sum Squares	Mean Square	DF	F Stat	P-Value	Decision(α:5%)
Between	0.3006004	0.06012007	5	5.995	0.0020	Significant Effect
Error	0.1805167	0.0100287	18			
Total	0.4811171		23			

Distributional Tests

Attribute	Test	Test Stat	Critical	P-Value	Decision(α:1%)
Variances	Bartlett Equality of Variance	15.2	15.09	0.0095	Unequal Variances
Variances	Mod Levene Equality of Variance	0.656	4.248	0.6610	Equal Variances
Variances	Levene Equality of Variance	3.516	4.248	0.0216	Equal Variances
Distribution	Shapiro-Wilk W Normality	0.9076	0.884	0.0313	Normal Distribution
Distribution	Kolmogorov-Smirnov D	0.1591	0.2056	0.1176	Normal Distribution
Distribution	D'Agostino Skewness	1.975	2.576	0.0482	Normal Distribution
Distribution	D'Agostino Kurtosis	2.679	2.576	0.0074	Non-normal Distribution
Distribution	D'Agostino-Pearson K2 Omnibus	11.08	9.21	0.0039	Non-normal Distribution
Distribution	Anderson-Darling A2 Normality	0.8	3.878	0.0380	Normal Distribution

Mean Dry Biomass-mg Summary

C-µg/L	Control Type	Count	Mean	95% LCL	95% UCL	Median	Min	Max	Std Err	CV%	%Effect
0	Negative Control	4	0.4095	0.3348	0.4842	0.404	0.3633	0.4667	0.02347	11.46%	0.0%
10		4	0.2487	0.03821	0.4591	0.205	0.1433	0.4413	0.06613	53.19%	39.28%
19		4	0.3673	0.06568	0.669	0.448	0.08467	0.4887	0.09479	51.61%	10.3%
38		4	0.322	0.27	0.374	0.314	0.292	0.368	0.01633	10.14%	21.37%
75		4	0.1955	0.1488	0.2422	0.194	0.1687	0.2253	0.01467	15.01%	52.26%
100		4	0.07633	-0.00497	0.1576	0.081	0.01333	0.13	0.02555	66.93%	81.36%

Fathead Minnow 7-d Larval Survival and Growth Test — **Aquatic Bioassay & Consulting Labs, Inc.**

Analysis ID:	00-2599-7147	**Endpoint:**	Mean Dry Biomass-mg	**CETIS Version:**	CETISv1.8.6
Analyzed:	30 Oct-12 9:11	**Analysis:**	Nonparametric-Control vs Treatments	**Official Results:**	Yes

Mean Dry Biomass-mg Detail

C-µg/L	Control Type	Rep 1	Rep 2	Rep 3	Rep 4
0	Negative Control	0.428	0.4667	0.3633	0.38
10		0.19	0.1433	0.22	0.4413
19		0.08467	0.4887	0.4573	0.4387
38		0.3087	0.292	0.368	0.3193
75		0.1687	0.172	0.216	0.2253
100		0.13	0.05933	0.1027	0.01333

CETIS Analytical Report

Fathead Minnow 7-d Larval Survival and Growth Test — Aquatic Bioassay & Consulting Labs, Inc.

Analysis ID:	13-0815-0426	**Endpoint:**	7d Survival Rate	**CETIS Version:**	CETISv1.8.6
Analyzed:	30 Oct-12 9:11	**Analysis:**	Linear Interpolation (ICPIN)	**Official Results:**	Yes
Batch ID:	11-7957-7585	**Test Type:**	Growth-Survival (7d)	**Analyst:**	
Start Date:	13 Oct-12 13:29	**Protocol:**	EPA/821/R-02-013 (2002)	**Diluent:**	Laboratory Water
Ending Date:	20 Oct-12 13:00	**Species:**	Pimephales promelas	**Brine:**	Not Applicable
Duration:	7d	**Source:**	Aquatic Biosystems, CO	**Age:**	
Sample ID:	07-4201-8705	**Code:**	FML101312	**Client:**	ABC Labs
Sample Date:	13 Oct-12	**Material:**	Copper chloride	**Project:**	REF TOX
Receive Date:		**Source:**	Reference Toxicant		
Sample Age:	13h	**Station:**	REF TOX		

Linear Interpolation Options

X Transform	Y Transform	Seed	Resamples	Exp 95% CL	Method
Linear	Linear	0	280	Yes	Two-Point Interpolation

Test Acceptability Criteria

Attribute	Test Stat	TAC Limits	Overlap	Decision
Control Resp	0.8667	0.8 - NL	Yes	Passes Acceptability Criteria

Point Estimates

Level	µg/L	95% LCL	95% UCL
EC5	4.333	0.28	70.78
EC10	8.667	0.56	84.62
EC15	47.51	N/A	82.27
EC20	61.26	N/A	86.85
EC25	75	N/A	84.41
EC40	86.47	76.12	104.1
EC50	94.12	81.53	N/A

7d Survival Rate Summary

			Calculated Variate(A/B)								
C-µg/L	Control Type	Count	Mean	Min	Max	Std Err	Std Dev	CV%	%Effect	A	B
0	Negative Control	4	0.8667	0.8	0.9333	0.02722	0.05443	6.28%	0.0%	52	60
10		4	0.7	0.4667	0.8667	0.08819	0.1764	25.2%	19.23%	42	60
19		4	0.7167	0.2	0.9333	0.1729	0.3459	48.26%	17.31%	43	60
38		4	0.8833	0.8	0.9333	0.03191	0.06383	7.23%	-1.92%	53	60
75		4	0.65	0.5333	0.7333	0.04194	0.08389	12.91%	25.0%	39	60
100		4	0.3667	0.06667	0.5333	0.1036	0.2073	56.53%	57.69%	22	60

7d Survival Rate Detail

C-µg/L	Control Type	Rep 1	Rep 2	Rep 3	Rep 4
0	Negative Control	0.8	0.8667	0.8667	0.9333
10		0.8	0.6667	0.4667	0.8667
19		0.2	0.8667	0.9333	0.8667
38		0.8667	0.8	0.9333	0.9333
75		0.5333	0.6667	0.7333	0.6667
100		0.5333	0.4	0.4667	0.06667

7d Survival Rate Binomials

C-µg/L	Control Type	Rep 1	Rep 2	Rep 3	Rep 4
0	Negative Contro	12/15	13/15	13/15	14/15
10		12/15	10/15	7/15	13/15
19		3/15	13/15	14/15	13/15
38		13/15	12/15	14/15	14/15
75		8/15	10/15	11/15	10/15
100		8/15	6/15	7/15	1/15

Analysis ID:	13-0815-0426	**Endpoint:**	7d Survival Rate	**CETIS Version:**	CETISv1.8.6
Analyzed:	30 Oct-12 9:11	**Analysis:**	Linear Interpolation (ICPIN)	**Official Results:**	Yes

Fathead Minnow 7-d Larval Survival and Growth Test — Aquatic Bioassay & Consulting Labs, Inc.

Analysis ID:	20-2965-6413	**Endpoint:**	Mean Dry Biomass-mg	**CETIS Version:**	CETISv1.8.6
Analyzed:	30 Oct-12 9:11	**Analysis:**	Linear Interpolation (ICPIN)	**Official Results:**	Yes
Batch ID:	11-7957-7585	**Test Type:**	Growth-Survival (7d)	**Analyst:**	
Start Date:	13 Oct-12 13:29	**Protocol:**	EPA/821/R-02-013 (2002)	**Diluent:**	Laboratory Water
Ending Date:	20 Oct-12 13:00	**Species:**	Pimephales promelas	**Brine:**	Not Applicable
Duration:	7d	**Source:**	Aquatic Biosystems, CO	**Age:**	
Sample ID:	07-4201-8705	**Code:**	FML101312	**Client:**	ABC Labs
Sample Date:	13 Oct-12	**Material:**	Copper chloride	**Project:**	REF TOX
Receive Date:		**Source:**	Reference Toxicant		
Sample Age:	13h	**Station:**	REF TOX		

Linear Interpolation Options

X Transform	Y Transform	Seed	Resamples	Exp 95% CL	Method
Linear	Linear	582951	280	Yes	Two-Point Interpolation

Test Acceptability Criteria

Attribute	Test Stat	TAC Limits	Overlap	Decision
Control Resp	0.4095	0.25 - NL	Yes	Passes Acceptability Criteria

Point Estimates

Level	µg/L	95% LCL	95% UCL
IC5	2.114	0.6761	35.86
IC10	4.229	1.352	45.28
IC15	6.343	2.028	61.5
IC20	8.458	2.704	68.77
IC25	39.75	N/A	57.56
IC40	59.15	N/A	73.56
IC50	72.08	55.68	83.17

Mean Dry Biomass-mg Summary

			Calculated Variate						
C-µg/L	Control Type	Count	Mean	Min	Max	Std Err	Std Dev	CV%	%Effect
0	Negative Control	4	0.4095	0.3633	0.4667	0.02347	0.04695	11.46%	0.0%
10		4	0.2487	0.1433	0.4413	0.06613	0.1323	53.19%	39.28%
19		4	0.3673	0.08467	0.4887	0.09479	0.1896	51.61%	10.3%
38		4	0.322	0.292	0.368	0.01633	0.03266	10.14%	21.37%
75		4	0.1955	0.1687	0.2253	0.01467	0.02934	15.01%	52.26%
100		4	0.07633	0.01333	0.13	0.02555	0.05109	66.93%	81.36%

Mean Dry Biomass-mg Detail

C-µg/L	Control Type	Rep 1	Rep 2	Rep 3	Rep 4
0	Negative Control	0.428	0.4667	0.3633	0.38
10		0.19	0.1433	0.22	0.4413
19		0.08467	0.4887	0.4573	0.4387
38		0.3087	0.292	0.368	0.3193
75		0.1687	0.172	0.216	0.2253
100		0.13	0.05933	0.1027	0.01333

Fathead Minnow 7-d Larval Survival and Growth Test — Aquatic Bioassay & Consulting Labs, Inc.

Analysis ID:	20-2965-6413	**Endpoint:**	Mean Dry Biomass-mg	**CETIS Version:**	CETISv1.8.6
Analyzed:	30 Oct-12 9:11	**Analysis:**	Linear Interpolation (ICPIN)	**Official Results:**	Yes

Fathead Minnow 7-d Larval Survival and Growth Test — Aquatic Bioassay & Consulting Labs, Inc.

Batch ID:	11-7957-7585	**Test Type:**	Growth-Survival (7d)	**Analyst:**	
Start Date:	13 Oct-12 13:29	**Protocol:**	EPA/821/R-02-013 (2002)	**Diluent:**	Laboratory Water
Ending Date:	20 Oct-12 13:00	**Species:**	Pimephales promelas	**Brine:**	Not Applicable
Duration:	7d	**Source:**	Aquatic Biosystems, CO	**Age:**	
Sample ID:	07-4201-8705	**Code:**	FML101312	**Client:**	ABC Labs
Sample Date:	13 Oct-12	**Material:**	Copper chloride	**Project:**	REF TOX
Receive Date:		**Source:**	Reference Toxicant		
Sample Age:	13h	**Station:**	REF TOX		

Alkalinity (CaCO3)-mg/L

C-µg/L	Control Type	Count	Mean	95% LCL	95% UCL	Min	Max	Std Err	Std Dev	CV%	QA Count
0	Negative Contr	1	61			61	61	0	0	0.0%	0
100		1	70			70	70	0	0	0.0%	0
Overall		2	65.5			61	70				0 (0%)

Conductivity-µmhos

C-µg/L	Control Type	Count	Mean	95% LCL	95% UCL	Min	Max	Std Err	Std Dev	CV%	QA Count
0	Negative Contr	8	343.6	339.4	347.9	334	351	1.792	5.069	1.48%	0
10		8	338.5	333.9	343.1	332	350	1.927	5.451	1.61%	0
19		8	335.8	333.8	337.7	333	339	0.8399	2.375	0.71%	0
38		8	335.8	333.8	337.7	333	339	0.8399	2.375	0.71%	0
75		8	337.3	330.3	344.2	331	357	2.95	8.345	2.47%	0
100		8	337.8	331.1	344.4	332	351	2.801	7.924	2.35%	0
Overall		48	338.1			331	357				0 (0%)

Dissolved Oxygen-mg/L

C-µg/L	Control Type	Count	Mean	95% LCL	95% UCL	Min	Max	Std Err	Std Dev	CV%	QA Count
0	Negative Contr	8	8.025	7.55	8.5	6.9	8.6	0.2007	0.5676	7.07%	0
10		8	8.363	7.652	9.073	6.4	9.1	0.3006	0.8501	10.17%	0
19		8	8.488	7.943	9.032	7	9.1	0.2302	0.6512	7.67%	0
38		8	8.4	7.828	8.972	7	9.1	0.242	0.6845	8.15%	0
75		8	8.538	7.998	9.077	7	9	0.2283	0.6457	7.56%	0
100		8	18.53	-5.276	42.34	7	89	10.07	28.48	153.7%	0
Overall		48	10.06			6.4	89				0 (0%)

Hardness (CaCO3)-mg/L

C-µg/L	Control Type	Count	Mean	95% LCL	95% UCL	Min	Max	Std Err	Std Dev	CV%	QA Count
0	Negative Contr	1	85			85	85	0	0	0.0%	0
100		1	102			102	102	0	0	0.0%	0
Overall		2	93.5			85	102				0 (0%)

pH-Units

C-µg/L	Control Type	Count	Mean	95% LCL	95% UCL	Min	Max	Std Err	Std Dev	CV%	QA Count
0	Negative Contr	8	7.975	7.878	8.072	7.8	8.2	0.04119	0.1165	1.46%	0
10		8	7.963	7.837	8.088	7.7	8.1	0.05324	0.1506	1.89%	0
19		8	7.925	7.828	8.022	7.7	8	0.04119	0.1165	1.47%	0
38		8	7.888	7.793	7.982	7.7	8	0.03981	0.1126	1.43%	0
75		8	7.888	7.793	7.982	7.7	8	0.03981	0.1126	1.43%	0
100		8	7.875	7.778	7.972	7.7	8	0.04119	0.1165	1.48%	0
Overall		48	7.919			7.7	8.2				0 (0%)

Fathead Minnow 7-d Larval Survival and Growth Test — Aquatic Bioassay & Consulting Labs, Inc.

Temperature-°C

C-µg/L	Control Type	Count	Mean	95% LCL	95% UCL	Min	Max	Std Err	Std Dev	CV%	QA Count
0	Negative Contr	8	24	24	24	24	24	0	0	0.0%	0
10		8	24	24	24	24	24	0	0	0.0%	0
19		8	24	24	24	24	24	0	0	0.0%	0
38		8	24	24	24	24	24	0	0	0.0%	0
75		8	24	24	24	24	24	0	0	0.0%	0
100		8	24	24	24	24	24	0	0	0.0%	0
Overall		48	24			24	24				0 (0%)

Fathead Minnow 7-d Larval Survival and Growth Test — Aquatic Bioassay & Consulting Labs, Inc.

Alkalinity (CaCO3)-mg/L

C-µg/L	Control Type	1
0	Negative Contr	61
10		
19		
38		
75		
100		70

Conductivity-µmhos

C-µg/L	Control Type	1	2	3	4	5	6	7	8
0	Negative Contr	334	343	342	341	351	348	345	345
10		333	350	340	338	332	338	338	339
19		333	338	339	335	333	336	334	338
38		333	338	339	335	333	336	334	338
75		331	338	338	333	334	333	334	357
100		332	351	335	333	334	333	334	350

Dissolved Oxygen-mg/L

C-µg/L	Control Type	1	2	3	4	5	6	7	8
0	Negative Contr	8.1	8	8	8.6	7.6	8.6	8.4	6.9
10		8.8	8.3	8.3	8.4	8.6	9	9.1	6.4
19		8.8	8.4	8.5	8.6	8.5	9	9.1	7
38		8.8	8.6	8.5	7.8	8.5	8.9	9.1	7
75		8.9	8.5	8.6	8.8	8.6	8.9	9	7
100		8.8	8.5	8.6	8.87	8.6	8.9	89	7

Hardness (CaCO3)-mg/L

C-µg/L	Control Type	1
0	Negative Contr	85
10		
19		
38		
75		
100		102

pH-Units

C-µg/L	Control Type	1	2	3	4	5	6	7	8
0	Negative Contr	8	8.2	8	7.9	7.9	8	8	7.8
10		8.1	8	8	7.9	8.1	8.1	7.7	7.8
19		8	8	8	7.9	8	8	7.7	7.8
38		8	8	7.9	7.8	7.9	8	7.7	7.8
75		8	8	7.9	7.8	7.9	8	7.7	7.8
100		8	8	7.9	7.8	7.8	8	7.7	7.8

Temperature-°C

C-µg/L	Control Type	1	2	3	4	5	6	7	8
0	Negative Contr	24	24	24	24	24	24	24	24
10		24	24	24	24	24	24	24	24
19		24	24	24	24	24	24	24	24
38		24	24	24	24	24	24	24	24
75		24	24	24	24	24	24	24	24
100		24	24	24	24	24	24	24	24

Chain of Custody Record

Ventura County Watershed Protection District

NPDES Stormwater Monitoring Program

Project: NPDES Stormwater Wet Season

Toxicity - ABC Laboratories

Sampling Date: 10/11/12 Project Number: 2012/13-1 (Wet)

Sampling Team: K. HAHS, B. SERCU

SAMPLE ID	DATE/TIME COLLECTED	Chronic toxicity - topsmelt (*Atherinops affinis*)	Chronic toxicity - inland silverside (*Menidia beryllina*)	Chronic toxicity - giant kelp (*Macrocystis pyrifera*)	Chronic toxicity - purple sea urchin (*Strongylocentrotus purpuratus*)	Chronic toxicity - fathead minnow (*Pimephales promelas*)	Chronic toxicity - daphnid (*Ceriodaphnia dubia*)	Chronic toxicity - green alga (*Raphidocelis subcapitata*)	Number of 5-Gallon Buckets	NOTES
~~ME-CC~~		~~X~~							~~2~~	Note 1, Note 2, Note 3
~~ME-SCR~~					~~X~~				~~1~~	Note 1, Note 2, Note 3
~~ME-VR2~~		~~X~~							~~2~~	Note 1, Note 2, Note 3
~~MO-CAM~~						~~X~~			~~2~~	Note 1, Note 2, Note 3
MO-OJA	10/11/12 15:00					X			2	Note 1, Note 2, Note 3
~~MO-MEL~~						~~X~~			~~2~~	Note 1, Note 2, Note 3
~~MO-VEN~~							~~X~~		~~2~~	Note 1, Note 2, Note 3

Relinquished Printed Name KELLY HAHS

Signature Kelly Hahs

Affiliation VCWPD Date/Tim 10/11/12 15:47

Received Printed Name Karin Patrick

Signature Karin Patrick

Affiliation ABC Date/Tim 10/11/12 1547

Other Notes: Note 1: Dilutions - 6.25%, 12.5%, 25%, 50%, 100% Note 2: Please execute TIE if mortality > 50%

Note 3: Notify District within 24 hours if significant toxicity is observed.

aquatic bioassay & consulting laboratories, inc

January 4th, 2013

Mr. Arne Anselm
Ventura County Watershed Protection District
800 South Victoria Ave
Ventura, CA 93009

Dear Mr. Anselm:

We are pleased to present the enclosed bioassay report. The test was conducted under guidelines prescribed in *Short-Term Methods for Measuring the Chronic Toxicity of Effluents and Receving Waters to West Coast Estuarine Organisms, EPA/821/R-02-014.* Results were as follows:

CLIENT:	Ventura County Flood Control
SAMPLE I.D.:	ME-VR2
DATE RECEIVED:	11/17/2012
ABC LAB. NO.:	VCF1112.255

CHRONIC TOPSMELT SURVIVAL AND GROWTH BIOASSAY

Survival	NOEC	=	100.00
	TUc	=	1.00
	IC25	=	>100.00 %
	IC50	=	>100.00 %
Biomass	NOEC	=	100.00 %
	TUc	=	1.00
	IC25	=	>100.00 %
	IC50	=	>100.00 %

Yours very truly,

Scott Johnson
Laboratory Director

Pacific Topsmelt 7-d Survival and Growth Test — **Aquatic Bioassay & Consulting Labs, Inc.**

Batch ID:	18-7148-5123	**Test Type:**	Growth-Survival (7d)	**Analyst:**	
Start Date:	20 Nov-12 15:54	**Protocol:**	EPA/600/R-95/136 (1995)	**Diluent:**	Laboratory Seawater
Ending Date:	27 Nov-12 14:00	**Species:**	Atherinops affinis	**Brine:**	Not Applicable
Duration:	6d 22h	**Source:**	Aquatic Biosystems, CO	**Age:**	
Sample ID:	06-1254-9649	**Code:**	VCF1112.255t	**Client:**	VCWPD
Sample Date:	17 Nov-12 07:50	**Material:**	Sample Water	**Project:**	2012/13-2 (Wet)
Receive Date:	17 Nov-12 12:16	**Source:**	Bioassay Report		
Sample Age:	80h	**Station:**	ME-VR2		

Comparison Summary

Analysis ID	Endpoint	NOEL	LOEL	TOEL	PMSD	TU	Method
11-7508-7768	7d Survival Rate	100	>100	NA	18.5%	1	Dunnett Multiple Comparison Test
19-3765-8172	Mean Dry Biomass-mg	100	>100	NA	28.5%	1	Dunnett Multiple Comparison Test

Point Estimate Summary

Analysis ID	Endpoint	Level	%	95% LCL	95% UCL	TU	Method
09-8302-2418	7d Survival Rate	EC5	2.93	1.731	6.348	34.13	Linear Interpolation (ICPIN)
		EC10	5.859	3.462	N/A	17.07	
		EC15	>100	N/A	N/A	<1	
		EC20	>100	N/A	N/A	<1	
		EC25	>100	N/A	N/A	<1	
		EC40	>100	N/A	N/A	<1	
		EC50	>100	N/A	N/A	<1	
00-2343-4964	Mean Dry Biomass-mg	IC5	>100	N/A	N/A	<1	Linear Interpolation (ICPIN)
		IC10	>100	N/A	N/A	<1	
		IC15	>100	N/A	N/A	<1	
		IC20	>100	N/A	N/A	<1	
		IC25	>100	N/A	N/A	<1	
		IC40	>100	N/A	N/A	<1	
		IC50	>100	N/A	N/A	<1	

7d Survival Rate Summary

C-%	Control Type	Count	Mean	95% LCL	95% UCL	Min	Max	Std Err	Std Dev	CV%	%Effect
0	Negative Contro	5	1	1	1	1	1	0	0	0.0%	0.0%
6.25		5	0.84	0.7289	0.9511	0.8	1	0.04	0.08944	10.65%	16.0%
12.5		5	0.88	0.744	1	0.8	1	0.04899	0.1095	12.45%	12.0%
25		5	0.96	0.8489	1	0.8	1	0.04	0.08944	9.32%	4.0%
50		5	0.8	0.4959	1	0.4	1	0.1095	0.2449	30.62%	20.0%
100		5	0.92	0.784	1	0.8	1	0.04899	0.1095	11.91%	8.0%

Mean Dry Biomass-mg Summary

C-%	Control Type	Count	Mean	95% LCL	95% UCL	Min	Max	Std Err	Std Dev	CV%	%Effect
0	Negative Contro	5	0.666	0.5723	0.7597	0.554	0.738	0.03375	0.07546	11.33%	0.0%
6.25		5	0.5376	0.4101	0.6651	0.406	0.664	0.04592	0.1027	19.1%	19.28%
12.5		5	0.644	0.4752	0.8128	0.504	0.87	0.06081	0.136	21.11%	3.3%
25		5	0.6728	0.5181	0.8275	0.468	0.776	0.05572	0.1246	18.52%	-1.02%
50		5	0.6048	0.368	0.8416	0.318	0.828	0.08527	0.1907	31.53%	9.19%
100		5	0.748	0.6228	0.8732	0.608	0.892	0.0451	0.1008	13.48%	-12.31%

Pacific Topsmelt 7-d Survival and Growth Test — Aquatic Bioassay & Consulting Labs, Inc.

7d Survival Rate Detail

C-%	Control Type	Rep 1	Rep 2	Rep 3	Rep 4	Rep 5
0	Negative Contro	1	1	1	1	1
6.25		0.8	1	0.8	0.8	0.8
12.5		1	0.8	0.8	1	0.8
25		0.8	1	1	1	1
50		1	0.8	1	0.4	0.8
100		1	1	0.8	0.8	1

Mean Dry Biomass-mg Detail

C-%	Control Type	Rep 1	Rep 2	Rep 3	Rep 4	Rep 5
0	Negative Contro	0.648	0.734	0.656	0.738	0.554
6.25		0.556	0.466	0.664	0.596	0.406
12.5		0.594	0.618	0.634	0.87	0.504
25		0.468	0.706	0.652	0.776	0.762
50		0.828	0.538	0.656	0.318	0.684
100		0.76	0.734	0.746	0.892	0.608

7d Survival Rate Binomials

C-%	Control Type	Rep 1	Rep 2	Rep 3	Rep 4	Rep 5
0	Negative Contro	5/5	5/5	5/5	5/5	5/5
6.25		4/5	5/5	4/5	4/5	4/5
12.5		5/5	4/5	4/5	5/5	4/5
25		4/5	5/5	5/5	5/5	5/5
50		5/5	4/5	5/5	2/5	4/5
100		5/5	5/5	4/5	4/5	5/5

CETIS Analytical Report

Pacific Topsmelt 7-d Survival and Growth Test — **Aquatic Bioassay & Consulting Labs, Inc.**

Analysis ID:	11-7508-7768	**Endpoint:**	7d Survival Rate	**CETIS Version:**	CETISv1.8.6
Analyzed:	04 Jan-13 11:21	**Analysis:**	Parametric-Control vs Treatments	**Official Results:**	Yes
Batch ID:	18-7148-5123	**Test Type:**	Growth-Survival (7d)	**Analyst:**	
Start Date:	20 Nov-12 15:54	**Protocol:**	EPA/600/R-95/136 (1995)	**Diluent:**	Laboratory Seawater
Ending Date:	27 Nov-12 14:00	**Species:**	Atherinops affinis	**Brine:**	Not Applicable
Duration:	6d 22h	**Source:**	Aquatic Biosystems, CO	**Age:**	
Sample ID:	06-1254-9649	**Code:**	VCF1112.255t	**Client:**	VCWPD
Sample Date:	17 Nov-12 07:50	**Material:**	Sample Water	**Project:**	2012/13-2 (Wet)
Receive Date:	17 Nov-12 12:16	**Source:**	Bioassay Report		
Sample Age:	80h	**Station:**	ME-VR2		

Data Transform	Zeta	Alt Hyp	Trials	Seed	PMSD	NOEL	LOEL	TOEL	TU
Angular (Corrected)	NA	C > T	NA	NA	18.5%	100	>100	NA	1

Dunnett Multiple Comparison Test

Control	vs	C-%	Test Stat	Critical	MSD	DF	P-Value	P-Type	Decision(α:5%)
Negative Control		6.25	2.05	2.362	0.22	8	0.0907	CDF	Non-Significant Effect
		12.5	1.538	2.362	0.22	8	0.2120	CDF	Non-Significant Effect
		25	0.5125	2.362	0.22	8	0.6415	CDF	Non-Significant Effect
		50*	2.447	2.362	0.22	8	0.0421	CDF	Significant Effect
		100	1.025	2.362	0.22	8	0.4088	CDF	Non-Significant Effect

Test Acceptability Criteria

Attribute	Test Stat	TAC Limits	Overlap	Decision
Control Resp	1	0.8 - NL	Yes	Passes Acceptability Criteria
PMSD	0.1853	NL - 0.25	No	Passes Acceptability Criteria

ANOVA Table

Source	Sum Squares	Mean Square	DF	F Stat	P-Value	Decision(α:5%)
Between	0.1861399	0.03722797	5	1.724	0.1673	Non-Significant Effect
Error	0.5181144	0.0215881	24			
Total	0.7042543		29			

Distributional Tests

Attribute	Test	Test Stat	Critical	P-Value	Decision(α:1%)
Variances	Mod Levene Equality of Variance	1.472	4.248	0.2475	Equal Variances
Variances	Levene Equality of Variance	2.637	3.895	0.0489	Equal Variances
Distribution	Shapiro-Wilk W Normality	0.934	0.9031	0.0629	Normal Distribution
Distribution	Kolmogorov-Smirnov D	0.1275	0.1853	0.2377	Normal Distribution
Distribution	D'Agostino Skewness	2.051	2.576	0.0403	Normal Distribution
Distribution	D'Agostino Kurtosis	2.263	2.576	0.0236	Normal Distribution
Distribution	D'Agostino-Pearson K2 Omnibus	9.329	9.21	0.0094	Non-normal Distribution
Distribution	Anderson-Darling A2 Normality	0.5541	3.878	0.1566	Normal Distribution

7d Survival Rate Summary

C-%	Control Type	Count	Mean	95% LCL	95% UCL	Median	Min	Max	Std Err	CV%	%Effect
0	Negative Control	5	1	1	1	1	1	1	0	0.0%	0.0%
6.25		5	0.84	0.7289	0.9511	0.8	0.8	1	0.04	10.65%	16.0%
12.5		5	0.88	0.744	1	0.8	0.8	1	0.04899	12.45%	12.0%
25		5	0.96	0.8489	1	1	0.8	1	0.04	9.32%	4.0%
50		5	0.8	0.4959	1	0.8	0.4	1	0.1095	30.62%	20.0%
100		5	0.92	0.784	1	1	0.8	1	0.04899	11.91%	8.0%

Pacific Topsmelt 7-d Survival and Growth Test — Aquatic Bioassay & Consulting Labs, Inc.

Analysis ID:	11-7508-7768	**Endpoint:**	7d Survival Rate	**CETIS Version:**	CETISv1.8.6
Analyzed:	04 Jan-13 11:21	**Analysis:**	Parametric-Control vs Treatments	**Official Results:**	Yes

Angular (Corrected) Transformed Summary

C-%	Control Type	Count	Mean	95% LCL	95% UCL	Median	Min	Max	Std Err	CV%	%Effect
0	Negative Contr	5	1.345	1.345	1.346	1.345	1.345	1.345	0	0.0%	0.0%
6.25		5	1.155	1.023	1.287	1.107	1.107	1.345	0.04763	9.22%	14.16%
12.5		5	1.202	1.04	1.364	1.107	1.107	1.345	0.05833	10.85%	10.62%
25		5	1.298	1.165	1.43	1.345	1.107	1.345	0.04763	8.21%	3.54%
50		5	1.118	0.7828	1.453	1.107	0.6847	1.345	0.1207	24.14%	16.9%
100		5	1.25	1.088	1.412	1.345	1.107	1.345	0.05833	10.43%	7.08%

7d Survival Rate Detail

C-%	Control Type	Rep 1	Rep 2	Rep 3	Rep 4	Rep 5
0	Negative Control	1	1	1	1	1
6.25		0.8	1	0.8	0.8	0.8
12.5		1	0.8	0.8	1	0.8
25		0.8	1	1	1	1
50		1	0.8	1	0.4	0.8
100		1	1	0.8	0.8	1

Angular (Corrected) Transformed Detail

C-%	Control Type	Rep 1	Rep 2	Rep 3	Rep 4	Rep 5
0	Negative Control	1.345	1.345	1.345	1.345	1.345
6.25		1.107	1.345	1.107	1.107	1.107
12.5		1.345	1.107	1.107	1.345	1.107
25		1.107	1.345	1.345	1.345	1.345
50		1.345	1.107	1.345	0.6847	1.107
100		1.345	1.345	1.107	1.107	1.345

7d Survival Rate Binomials

C-%	Control Type	Rep 1	Rep 2	Rep 3	Rep 4	Rep 5
0	Negative Contro	5/5	5/5	5/5	5/5	5/5
6.25		4/5	5/5	4/5	4/5	4/5
12.5		5/5	4/5	4/5	5/5	4/5
25		4/5	5/5	5/5	5/5	5/5
50		5/5	4/5	5/5	2/5	4/5
100		5/5	5/5	4/5	4/5	5/5

Pacific Topsmelt 7-d Survival and Growth Test — **Aquatic Bioassay & Consulting Labs, Inc.**

Analysis ID:	19-3765-8172	**Endpoint:**	Mean Dry Biomass-mg	**CETIS Version:**	CETISv1.8.6
Analyzed:	04 Jan-13 11:22	**Analysis:**	Parametric-Control vs Treatments	**Official Results:**	Yes
Batch ID:	18-7148-5123	**Test Type:**	Growth-Survival (7d)	**Analyst:**	
Start Date:	20 Nov-12 15:54	**Protocol:**	EPA/600/R-95/136 (1995)	**Diluent:**	Laboratory Seawater
Ending Date:	27 Nov-12 14:00	**Species:**	Atherinops affinis	**Brine:**	Not Applicable
Duration:	6d 22h	**Source:**	Aquatic Biosystems, CO	**Age:**	
Sample ID:	06-1254-9649	**Code:**	VCF1112.255t	**Client:**	VCWPD
Sample Date:	17 Nov-12 07:50	**Material:**	Sample Water	**Project:**	2012/13-2 (Wet)
Receive Date:	17 Nov-12 12:16	**Source:**	Bioassay Report		
Sample Age:	80h	**Station:**	ME-VR2		

Data Transform	Zeta	Alt Hyp	Trials	Seed	PMSD	NOEL	LOEL	TOEL	TU
Untransformed	NA	C > T	NA	NA	28.5%	100	>100	NA	1

Dunnett Multiple Comparison Test

Control	vs	C-%	Test Stat	Critical	MSD	DF	P-Value	P-Type	Decision(α:5%)
Negative Control		6.25	1.599	2.362	0.19	8	0.1935	CDF	Non-Significant Effect
		12.5	0.2739	2.362	0.19	8	0.7400	CDF	Non-Significant Effect
		25	-0.08466	2.362	0.19	8	0.8571	CDF	Non-Significant Effect
		50	0.7619	2.362	0.19	8	0.5285	CDF	Non-Significant Effect
		100	-1.021	2.362	0.19	8	0.9843	CDF	Non-Significant Effect

Test Acceptability Criteria

Attribute	Test Stat	TAC Limits	Overlap	Decision
Control Resp	0.666	0.85 - NL	Yes	Below Acceptability Criteria
PMSD	0.2848	NL - 0.5	No	Passes Acceptability Criteria

ANOVA Table

Source	Sum Squares	Mean Square	DF	F Stat	P-Value	Decision(α:5%)
Between	0.1248647	0.02497294	5	1.548	0.2126	Non-Significant Effect
Error	0.3870928	0.01612887	24			
Total	0.5119575		29			

Distributional Tests

Attribute	Test	Test Stat	Critical	P-Value	Decision(α:1%)
Variances	Bartlett Equality of Variance	3.706	15.09	0.5924	Equal Variances
Variances	Mod Levene Equality of Variance	0.5872	4.248	0.7097	Equal Variances
Variances	Levene Equality of Variance	0.8013	3.895	0.5597	Equal Variances
Distribution	Shapiro-Wilk W Normality	0.9813	0.9031	0.8587	Normal Distribution
Distribution	Kolmogorov-Smirnov D	0.111	0.1853	0.4424	Normal Distribution
Distribution	D'Agostino Skewness	0.6579	2.576	0.5106	Normal Distribution
Distribution	D'Agostino Kurtosis	0.7411	2.576	0.4586	Normal Distribution
Distribution	D'Agostino-Pearson K2 Omnibus	0.9821	9.21	0.6120	Normal Distribution
Distribution	Anderson-Darling A2 Normality	0.2605	3.878	0.7362	Normal Distribution

Mean Dry Biomass-mg Summary

C-%	Control Type	Count	Mean	95% LCL	95% UCL	Median	Min	Max	Std Err	CV%	%Effect
0	Negative Control	5	0.666	0.5723	0.7597	0.656	0.554	0.738	0.03375	11.33%	0.0%
6.25		5	0.5376	0.4101	0.6651	0.556	0.406	0.664	0.04592	19.1%	19.28%
12.5		5	0.644	0.4752	0.8128	0.618	0.504	0.87	0.06081	21.11%	3.3%
25		5	0.6728	0.5181	0.8275	0.706	0.468	0.776	0.05572	18.52%	-1.02%
50		5	0.6048	0.368	0.8416	0.656	0.318	0.828	0.08527	31.53%	9.19%
100		5	0.748	0.6228	0.8732	0.746	0.608	0.892	0.0451	13.48%	-12.31%

Pacific Topsmelt 7-d Survival and Growth Test — **Aquatic Bioassay & Consulting Labs, Inc.**

Analysis ID:	19-3765-8172	**Endpoint:**	Mean Dry Biomass-mg	**CETIS Version:**	CETISv1.8.6
Analyzed:	04 Jan-13 11:22	**Analysis:**	Parametric-Control vs Treatments	**Official Results:**	Yes

Mean Dry Biomass-mg Detail

C-%	Control Type	Rep 1	Rep 2	Rep 3	Rep 4	Rep 5
0	Negative Control	0.648	0.734	0.656	0.738	0.554
6.25		0.556	0.466	0.664	0.596	0.406
12.5		0.594	0.618	0.634	0.87	0.504
25		0.468	0.706	0.652	0.776	0.762
50		0.828	0.538	0.656	0.318	0.684
100		0.76	0.734	0.746	0.892	0.608

CETIS Analytical Report

Pacific Topsmelt 7-d Survival and Growth Test — **Aquatic Bioassay & Consulting Labs, Inc.**

Analysis ID:	09-8302-2418	**Endpoint:**	7d Survival Rate	**CETIS Version:**	CETISv1.8.6
Analyzed:	04 Jan-13 11:22	**Analysis:**	Linear Interpolation (ICPIN)	**Official Results:**	Yes
Batch ID:	18-7148-5123	**Test Type:**	Growth-Survival (7d)	**Analyst:**	
Start Date:	20 Nov-12 15:54	**Protocol:**	EPA/600/R-95/136 (1995)	**Diluent:**	Laboratory Seawater
Ending Date:	27 Nov-12 14:00	**Species:**	Atherinops affinis	**Brine:**	Not Applicable
Duration:	6d 22h	**Source:**	Aquatic Biosystems, CO	**Age:**	
Sample ID:	06-1254-9649	**Code:**	VCF1112.255t	**Client:**	VCWPD
Sample Date:	17 Nov-12 07:50	**Material:**	Sample Water	**Project:**	2012/13-2 (Wet)
Receive Date:	17 Nov-12 12:16	**Source:**	Bioassay Report		
Sample Age:	80h	**Station:**	ME-VR2		

Linear Interpolation Options

X Transform	Y Transform	Seed	Resamples	Exp 95% CL	Method
Linear	Linear	0	280	Yes	Two-Point Interpolation

Test Acceptability Criteria

Attribute	Test Stat	TAC Limits	Overlap	Decision
Control Resp	1	0.8 - NL	Yes	Passes Acceptability Criteria

Point Estimates

Level	%	95% LCL	95% UCL	TU	95% LCL	95% UCL
EC5	2.93	1.731	6.348	34.13	15.75	57.76
EC10	5.859	3.462	N/A	17.07	NA	28.88
EC15	>100	N/A	N/A	<1	NA	NA
EC20	>100	N/A	N/A	<1	NA	NA
EC25	>100	N/A	N/A	<1	NA	NA
EC40	>100	N/A	N/A	<1	NA	NA
EC50	>100	N/A	N/A	<1	NA	NA

7d Survival Rate Summary

			Calculated Variate(A/B)								
C-%	Control Type	Count	Mean	Min	Max	Std Err	Std Dev	CV%	%Effect	A	B
0	Negative Control	5	1	1	1	0	0	0.0%	0.0%	25	25
6.25		5	0.84	0.8	1	0.04	0.08944	10.65%	16.0%	21	25
12.5		5	0.88	0.8	1	0.04899	0.1095	12.45%	12.0%	22	25
25		5	0.96	0.8	1	0.04	0.08944	9.32%	4.0%	24	25
50		5	0.8	0.4	1	0.1095	0.2449	30.62%	20.0%	20	25
100		5	0.92	0.8	1	0.04899	0.1095	11.91%	8.0%	23	25

7d Survival Rate Detail

C-%	Control Type	Rep 1	Rep 2	Rep 3	Rep 4	Rep 5
0	Negative Control	1	1	1	1	1
6.25		0.8	1	0.8	0.8	0.8
12.5		1	0.8	0.8	1	0.8
25		0.8	1	1	1	1
50		1	0.8	1	0.4	0.8
100		1	1	0.8	0.8	1

7d Survival Rate Binomials

C-%	Control Type	Rep 1	Rep 2	Rep 3	Rep 4	Rep 5
0	Negative Contro	5/5	5/5	5/5	5/5	5/5
6.25		4/5	5/5	4/5	4/5	4/5
12.5		5/5	4/5	4/5	5/5	4/5
25		4/5	5/5	5/5	5/5	5/5
50		5/5	4/5	5/5	2/5	4/5
100		5/5	5/5	4/5	4/5	5/5

Analysis ID:	09-8302-2418	**Endpoint:**	7d Survival Rate	**CETIS Version:**	CETISv1.8.6
Analyzed:	04 Jan-13 11:22	**Analysis:**	Linear Interpolation (ICPIN)	**Official Results:**	Yes

Pacific Topsmelt 7-d Survival and Growth Test — **Aquatic Bioassay & Consulting Labs, Inc.**

Analysis ID:	00-2343-4964	**Endpoint:**	Mean Dry Biomass-mg	**CETIS Version:**	CETISv1.8.6
Analyzed:	04 Jan-13 11:22	**Analysis:**	Linear Interpolation (ICPIN)	**Official Results:**	Yes
Batch ID:	18-7148-5123	**Test Type:**	Growth-Survival (7d)	**Analyst:**	
Start Date:	20 Nov-12 15:54	**Protocol:**	EPA/600/R-95/136 (1995)	**Diluent:**	Laboratory Seawater
Ending Date:	27 Nov-12 14:00	**Species:**	Atherinops affinis	**Brine:**	Not Applicable
Duration:	6d 22h	**Source:**	Aquatic Biosystems, CO	**Age:**	
Sample ID:	06-1254-9649	**Code:**	VCF1112.255t	**Client:**	VCWPD
Sample Date:	17 Nov-12 07:50	**Material:**	Sample Water	**Project:**	2012/13-2 (Wet)
Receive Date:	17 Nov-12 12:16	**Source:**	Bioassay Report		
Sample Age:	80h	**Station:**	ME-VR2		

Linear Interpolation Options

X Transform	Y Transform	Seed	Resamples	Exp 95% CL	Method
Linear	Linear	1601436	280	Yes	Two-Point Interpolation

Test Acceptability Criteria

Attribute	Test Stat	TAC Limits	Overlap	Decision
Control Resp	0.666	0.85 - NL	Yes	Below Acceptability Criteria

Point Estimates

Level	%	95% LCL	95% UCL	TU	95% LCL	95% UCL
IC5	>100	N/A	N/A	<1	NA	NA
IC10	>100	N/A	N/A	<1	NA	NA
IC15	>100	N/A	N/A	<1	NA	NA
IC20	>100	N/A	N/A	<1	NA	NA
IC25	>100	N/A	N/A	<1	NA	NA
IC40	>100	N/A	N/A	<1	NA	NA
IC50	>100	N/A	N/A	<1	NA	NA

Mean Dry Biomass-mg Summary

			Calculated Variate						
C-%	Control Type	Count	Mean	Min	Max	Std Err	Std Dev	CV%	%Effect
0	Negative Control	5	0.666	0.554	0.738	0.03375	0.07546	11.33%	0.0%
6.25		5	0.5376	0.406	0.664	0.04592	0.1027	19.1%	19.28%
12.5		5	0.644	0.504	0.87	0.06081	0.136	21.11%	3.3%
25		5	0.6728	0.468	0.776	0.05572	0.1246	18.52%	-1.02%
50		5	0.6048	0.318	0.828	0.08527	0.1907	31.53%	9.19%
100		5	0.748	0.608	0.892	0.0451	0.1008	13.48%	-12.31%

Mean Dry Biomass-mg Detail

C-%	Control Type	Rep 1	Rep 2	Rep 3	Rep 4	Rep 5
0	Negative Control	0.648	0.734	0.656	0.738	0.554
6.25		0.556	0.466	0.664	0.596	0.406
12.5		0.594	0.618	0.634	0.87	0.504
25		0.468	0.706	0.652	0.776	0.762
50		0.828	0.538	0.656	0.318	0.684
100		0.76	0.734	0.746	0.892	0.608

Analysis ID:	00-2343-4964	**Endpoint:**	Mean Dry Biomass-mg	**CETIS Version:**	CETISv1.8.6
Analyzed:	04 Jan-13 11:22	**Analysis:**	Linear Interpolation (ICPIN)	**Official Results:**	Yes

CETIS Measurement Report

Pacific Topsmelt 7-d Survival and Growth Test — **Aquatic Bioassay & Consulting Labs, Inc.**

Batch ID:	18-7148-5123	**Test Type:**	Growth-Survival (7d)	**Analyst:**	
Start Date:	20 Nov-12 15:54	**Protocol:**	EPA/600/R-95/136 (1995)	**Diluent:**	Laboratory Seawater
Ending Date:	27 Nov-12 14:00	**Species:**	Atherinops affinis	**Brine:**	Not Applicable
Duration:	6d 22h	**Source:**	Aquatic Biosystems, CO	**Age:**	
Sample ID:	06-1254-9649	**Code:**	VCF1112.255t	**Client:**	VCWPD
Sample Date:	17 Nov-12 07:50	**Material:**	Sample Water	**Project:**	2012/13-2 (Wet)
Receive Date:	17 Nov-12 12:16	**Source:**	Bioassay Report		
Sample Age:	80h	**Station:**	ME-VR2		

Dissolved Oxygen-mg/L

C-%	Control Type	Count	Mean	95% LCL	95% UCL	Min	Max	Std Err	Std Dev	CV%	QA Count
0	Negative Contr	8	7.725	7.507	7.943	7.2	8	0.0921	0.2605	3.37%	0
6.25		8	7.463	7.073	7.852	6.5	7.9	0.1647	0.4658	6.24%	0
12.5		8	7.613	7.033	8.192	6.2	8.6	0.2453	0.6937	9.11%	0
25		8	7.35	6.563	8.137	5.1	7.9	0.3327	0.9411	12.8%	0
50		8	7.188	6.182	8.193	4.3	7.9	0.4253	1.203	16.74%	0
100		8	7.238	6.123	8.352	4	7.9	0.4713	1.333	18.42%	0
Overall		48	7.429			4	8.6				0 (0%)

pH-Units

C-%	Control Type	Count	Mean	95% LCL	95% UCL	Min	Max	Std Err	Std Dev	CV%	QA Count
0	Negative Contr	8	7.763	7.686	7.839	7.6	7.9	0.03239	0.09161	1.18%	0
6.25		8	7.813	7.783	7.842	7.8	7.9	0.0125	0.03537	0.45%	0
12.5		8	7.825	7.786	7.864	7.8	7.9	0.01637	0.0463	0.59%	0
25		8	7.863	7.819	7.906	7.8	7.9	0.0183	0.05175	0.66%	0
50		8	7.938	7.861	8.014	7.8	8	0.03239	0.09161	1.15%	0
100		8	8.025	7.893	8.157	7.8	8.2	0.0559	0.1581	1.97%	0
Overall		48	7.871			7.6	8.2				0 (0%)

Salinity-ppt

C-%	Control Type	Count	Mean	95% LCL	95% UCL	Min	Max	Std Err	Std Dev	CV%	QA Count
0	Negative Contr	8	25	25	25	25	25	0	0	0.0%	0
6.25		8	25	25	25	25	25	0	0	0.0%	0
12.5		8	25	25	25	25	25	0	0	0.0%	0
25		8	25	25	25	25	25	0	0	0.0%	0
50		8	25	25	25	25	25	0	0	0.0%	0
100		8	25	25	25	25	25	0	0	0.0%	0
Overall		48	25			25	25				0 (0%)

Temperature-°C

C-%	Control Type	Count	Mean	95% LCL	95% UCL	Min	Max	Std Err	Std Dev	CV%	QA Count
0	Negative Contr	8	21	21	21	21	21	0	0	0.0%	0
6.25		8	21	21	21	21	21	0	0	0.0%	0
12.5		8	21	21	21	21	21	0	0	0.0%	0
25		8	21	21	21	21	21	0	0	0.0%	0
50		8	21	21	21	21	21	0	0	0.0%	0
100		8	21	21	21	21	21	0	0	0.0%	0
Overall		48	21			21	21				0 (0%)

Pacific Topsmelt 7-d Survival and Growth Test — **Aquatic Bioassay & Consulting Labs, Inc.**

Dissolved Oxygen-mg/L

C-%	Control Type	1	2	3	4	5	6	7	8
0	Negative Contr	7.7	8	7.9	7.8	7.9	7.8	7.2	7.5
6.25		7.3	7.9	7.9	7.7	7.5	7.7	7.2	6.5
12.5		7.6	8.6	8	7.8	7.8	7.7	7.2	6.2
25		7.7	7.7	7.9	7.8	7.8	7.7	7.1	5.1
50		7.7	7.2	7.9	7.8	7.8	7.7	7.1	4.3
100		7.7	7.9	7.9	7.8	7.8	7.7	7.1	4

pH-Units

C-%	Control Type	1	2	3	4	5	6	7	8
0	Negative Contr	7.7	7.6	7.9	7.7	7.8	7.8	7.8	7.8
6.25		7.8	7.8	7.9	7.8	7.8	7.8	7.8	7.8
12.5		7.8	7.8	7.9	7.9	7.8	7.8	7.8	7.8
25		7.8	7.9	7.9	7.9	7.9	7.8	7.8	7.9
50		7.9	8	8	8	8	7.8	7.8	8
100		8	8.1	8	8.2	8.1	7.8	7.8	8.2

Salinity-ppt

C-%	Control Type	1	2	3	4	5	6	7	8
0	Negative Contr	25	25	25	25	25	25	25	25
6.25		25	25	25	25	25	25	25	25
12.5		25	25	25	25	25	25	25	25
25		25	25	25	25	25	25	25	25
50		25	25	25	25	25	25	25	25
100		25	25	25	25	25	25	25	25

Temperature-°C

C-%	Control Type	1	2	3	4	5	6	7	8
0	Negative Contr	21	21	21	21	21	21	21	21
6.25		21	21	21	21	21	21	21	21
12.5		21	21	21	21	21	21	21	21
25		21	21	21	21	21	21	21	21
50		21	21	21	21	21	21	21	21
100		21	21	21	21	21	21	21	21

aquatic bioassay & consulting laboratories, inc

January 4th, 2013

Mr. Arne Anselm
Ventura County Watershed Protection District
800 South Victoria Ave
Ventura, CA 93009

Dear Mr. Anselm:

We are pleased to present the enclosed bioassay report. The test was conducted under guidelines prescribed in *Short-Term Methods for Measuring the Chronic Toxicity of Effluents and Receving Waters to West Coast Estuarine Organisms, EPA/821/R-02-014.* Results were as follows:

CLIENT:	Ventura County Flood Control
SAMPLE I.D.:	ME-CC
DATE RECEIVED:	11/17/2012
ABC LAB. NO.:	VCF1112.260

CHRONIC TOPSMELT SURVIVAL AND GROWTH BIOASSAY

Survival	NOEC	=	100.00
	TUc	=	1.00
	IC25	=	>100.00 %
	IC50	=	>100.00 %
Biomass	NOEC	=	100.00 %
	TUc	=	1.00
	IC25	=	>100.00 %
	IC50	=	>100.00 %

Yours very truly,

Scott Johnson
Laboratory Director

CETIS Summary Report

Pacific Topsmelt 7-d Survival and Growth Test — **Aquatic Bioassay & Consulting Labs, Inc.**

Batch ID:	14-0520-8803	**Test Type:**	Growth-Survival (7d)	**Analyst:**	
Start Date:	20 Nov-12 16:00	**Protocol:**	EPA/600/R-95/136 (1995)	**Diluent:**	Laboratory Seawater
Ending Date:	27 Nov-12 14:10	**Species:**	Atherinops affinis	**Brine:**	Not Applicable
Duration:	6d 22h	**Source:**	Aquatic Biosystems, CO	**Age:**	
Sample ID:	03-4508-6923	**Code:**	VCF1112.260t	**Client:**	VCWPD
Sample Date:	17 Nov-12 11:25	**Material:**	Sample Water	**Project:**	2012/13-2 (Wet)
Receive Date:	17 Nov-12 12:42	**Source:**	Bioassay Report		
Sample Age:	77h	**Station:**	ME-CC		

Comparison Summary

Analysis ID	Endpoint	NOEL	LOEL	TOEL	PMSD	TU	Method
13-3237-2300	7d Survival Rate	100	>100	NA	16.8%	1	Dunnett Multiple Comparison Test
13-5820-7153	Mean Dry Biomass-mg	100	>100	NA	29.4%	1	Dunnett Multiple Comparison Test

Point Estimate Summary

Analysis ID	Endpoint	Level	%	95% LCL	95% UCL	TU	Method
01-4979-4683	7d Survival Rate	EC5	40	N/A	N/A	2.5	Linear Interpolation (ICPIN)
		EC10	>100	N/A	N/A	<1	
		EC15	>100	N/A	N/A	<1	
		EC20	>100	N/A	N/A	<1	
		EC25	>100	N/A	N/A	<1	
		EC40	>100	N/A	N/A	<1	
		EC50	>100	N/A	N/A	<1	
13-2328-5868	Mean Dry Biomass-mg	IC5	23.86	N/A	N/A	4.191	Linear Interpolation (ICPIN)
		IC10	76.78	N/A	N/A	1.302	
		IC15	>100	N/A	N/A	<1	
		IC20	>100	N/A	N/A	<1	
		IC25	>100	N/A	N/A	<1	
		IC40	>100	N/A	N/A	<1	
		IC50	>100	N/A	N/A	<1	

7d Survival Rate Summary

C-%	Control Type	Count	Mean	95% LCL	95% UCL	Min	Max	Std Err	Std Dev	CV%	%Effect
0	Negative Contro	5	0.96	0.8489	1	0.8	1	0.04	0.08944	9.32%	0.0%
6.25		5	0.96	0.8489	1	0.8	1	0.04	0.08944	9.32%	0.0%
12.5		5	0.92	0.784	1	0.8	1	0.04899	0.1095	11.91%	4.17%
25		5	1	1	1	1	1	0	0	0.0%	-4.17%
50		5	0.88	0.744	1	0.8	1	0.04899	0.1095	12.45%	8.33%
100		5	0.88	0.6579	1	0.6	1	0.08	0.1789	20.33%	8.33%

Mean Dry Biomass-mg Summary

C-%	Control Type	Count	Mean	95% LCL	95% UCL	Min	Max	Std Err	Std Dev	CV%	%Effect
0	Negative Contro	5	0.8028	0.4681	1.138	0.6	1.234	0.1206	0.2696	33.58%	0.0%
6.25		5	0.8968	0.8116	0.982	0.798	0.988	0.03068	0.06859	7.65%	-11.71%
12.5		5	0.9652	0.7937	1.137	0.76	1.092	0.06175	0.1381	14.31%	-20.23%
25		5	0.82	0.6661	0.9739	0.604	0.906	0.05544	0.124	15.12%	-2.14%
50		5	0.8588	0.7174	1	0.67	0.97	0.05094	0.1139	13.26%	-6.98%
100		5	0.7648	0.5684	0.9612	0.508	0.922	0.07074	0.1582	20.68%	4.73%

Pacific Topsmelt 7-d Survival and Growth Test — Aquatic Bioassay & Consulting Labs, Inc.

7d Survival Rate Detail

C-%	Control Type	Rep 1	Rep 2	Rep 3	Rep 4	Rep 5
0	Negative Contro	1	1	1	1	0.8
6.25		1	1	1	1	0.8
12.5		0.8	1	1	0.8	1
25		1	1	1	1	1
50		1	1	0.8	0.8	0.8
100		1	0.6	0.8	1	1

Mean Dry Biomass-mg Detail

C-%	Control Type	Rep 1	Rep 2	Rep 3	Rep 4	Rep 5
0	Negative Contro	0.602	0.6	0.682	0.896	1.234
6.25		0.798	0.988	0.9	0.918	0.88
12.5		0.76	1.046	0.888	1.04	1.092
25		0.888	0.906	0.83	0.604	0.872
50		0.868	0.97	0.67	0.866	0.92
100		0.922	0.508	0.74	0.804	0.85

7d Survival Rate Binomials

C-%	Control Type	Rep 1	Rep 2	Rep 3	Rep 4	Rep 5
0	Negative Contro	5/5	5/5	5/5	5/5	4/5
6.25		5/5	5/5	5/5	5/5	4/5
12.5		4/5	5/5	5/5	4/5	5/5
25		5/5	5/5	5/5	5/5	5/5
50		5/5	5/5	4/5	4/5	4/5
100		5/5	3/5	4/5	5/5	5/5

CETIS Analytical Report

Pacific Topsmelt 7-d Survival and Growth Test — **Aquatic Bioassay & Consulting Labs, Inc.**

Analysis ID:	13-3237-2300	**Endpoint:**	7d Survival Rate	**CETIS Version:**	CETISv1.8.6
Analyzed:	04 Jan-13 11:22	**Analysis:**	Parametric-Control vs Treatments	**Official Results:**	Yes
Batch ID:	14-0520-8803	**Test Type:**	Growth-Survival (7d)	**Analyst:**	
Start Date:	20 Nov-12 16:00	**Protocol:**	EPA/600/R-95/136 (1995)	**Diluent:**	Laboratory Seawater
Ending Date:	27 Nov-12 14:10	**Species:**	Atherinops affinis	**Brine:**	Not Applicable
Duration:	6d 22h	**Source:**	Aquatic Biosystems, CO	**Age:**	
Sample ID:	03-4508-6923	**Code:**	VCF1112.260t	**Client:**	VCWPD
Sample Date:	17 Nov-12 11:25	**Material:**	Sample Water	**Project:**	2012/13-2 (Wet)
Receive Date:	17 Nov-12 12:42	**Source:**	Bioassay Report		
Sample Age:	77h	**Station:**	ME-CC		

Data Transform	Zeta	Alt Hyp	Trials	Seed	PMSD	NOEL	LOEL	TOEL	TU
Angular (Corrected)	NA	C > T	NA	NA	16.8%	100	>100	NA	1

Dunnett Multiple Comparison Test

Control	vs	C-%	Test Stat	Critical	MSD	DF	P-Value	P-Type	Decision(α:5%)
Negative Control		6.25	0	2.362	0.192	8	0.8333	CDF	Non-Significant Effect
		12.5	0.5854	2.362	0.192	8	0.6091	CDF	Non-Significant Effect
		25	-0.5854	2.362	0.192	8	0.9510	CDF	Non-Significant Effect
		50	1.171	2.362	0.192	8	0.3463	CDF	Non-Significant Effect
		100	1.129	2.362	0.192	8	0.3639	CDF	Non-Significant Effect

Test Acceptability Criteria

Attribute	Test Stat	TAC Limits	Overlap	Decision
Control Resp	0.96	0.8 - NL	Yes	Passes Acceptability Criteria
PMSD	0.168	NL - 0.25	No	Passes Acceptability Criteria

ANOVA Table

Source	Sum Squares	Mean Square	DF	F Stat	P-Value	Decision(α:5%)
Between	0.08105307	0.01621061	5	0.9796	0.4503	Non-Significant Effect
Error	0.3971528	0.01654804	24			
Total	0.4782059		29			

Distributional Tests

Attribute	Test	Test Stat	Critical	P-Value	Decision(α:1%)
Variances	Mod Levene Equality of Variance	0.7836	4.248	0.5746	Equal Variances
Variances	Levene Equality of Variance	5.488	3.895	0.0017	Unequal Variances
Distribution	Shapiro-Wilk W Normality	0.9076	0.9031	0.0129	Normal Distribution
Distribution	Kolmogorov-Smirnov D	0.2	0.1853	0.0035	Non-normal Distribution
Distribution	D'Agostino Skewness	2.037	2.576	0.0417	Normal Distribution
Distribution	D'Agostino Kurtosis	0.6985	2.576	0.4849	Normal Distribution
Distribution	D'Agostino-Pearson K2 Omnibus	4.636	9.21	0.0985	Normal Distribution
Distribution	Anderson-Darling A2 Normality	1.094	3.878	0.0074	Non-normal Distribution

7d Survival Rate Summary

C-%	Control Type	Count	Mean	95% LCL	95% UCL	Median	Min	Max	Std Err	CV%	%Effect
0	Negative Control	5	0.96	0.8489	1	1	0.8	1	0.04	9.32%	0.0%
6.25		5	0.96	0.8489	1	1	0.8	1	0.04	9.32%	0.0%
12.5		5	0.92	0.784	1	1	0.8	1	0.04899	11.91%	4.17%
25		5	1	1	1	1	1	1	0	0.0%	-4.17%
50		5	0.88	0.744	1	0.8	0.8	1	0.04899	12.45%	8.33%
100		5	0.88	0.6579	1	1	0.6	1	0.08	20.33%	8.33%

Pacific Topsmelt 7-d Survival and Growth Test — Aquatic Bioassay & Consulting Labs, Inc.

Analysis ID:	13-3237-2300	**Endpoint:**	7d Survival Rate	**CETIS Version:**	CETISv1.8.6
Analyzed:	04 Jan-13 11:22	**Analysis:**	Parametric-Control vs Treatments	**Official Results:**	Yes

Angular (Corrected) Transformed Summary

C-%	Control Type	Count	Mean	95% LCL	95% UCL	Median	Min	Max	Std Err	CV%	%Effect
0	Negative Contr	5	1.298	1.165	1.43	1.345	1.107	1.345	0.04763	8.21%	0.0%
6.25		5	1.298	1.165	1.43	1.345	1.107	1.345	0.04763	8.21%	0.0%
12.5		5	1.25	1.088	1.412	1.345	1.107	1.345	0.05833	10.43%	3.67%
25		5	1.345	1.345	1.346	1.345	1.345	1.345	0	0.0%	-3.67%
50		5	1.202	1.04	1.364	1.107	1.107	1.345	0.05833	10.85%	7.34%
100		5	1.206	0.9496	1.462	1.345	0.8861	1.345	0.09228	17.11%	7.08%

7d Survival Rate Detail

C-%	Control Type	Rep 1	Rep 2	Rep 3	Rep 4	Rep 5
0	Negative Control	1	1	1	1	0.8
6.25		1	1	1	1	0.8
12.5		0.8	1	1	0.8	1
25		1	1	1	1	1
50		1	1	0.8	0.8	0.8
100		1	0.6	0.8	1	1

Angular (Corrected) Transformed Detail

C-%	Control Type	Rep 1	Rep 2	Rep 3	Rep 4	Rep 5
0	Negative Control	1.345	1.345	1.345	1.345	1.107
6.25		1.345	1.345	1.345	1.345	1.107
12.5		1.107	1.345	1.345	1.107	1.345
25		1.345	1.345	1.345	1.345	1.345
50		1.345	1.345	1.107	1.107	1.107
100		1.345	0.8861	1.107	1.345	1.345

7d Survival Rate Binomials

C-%	Control Type	Rep 1	Rep 2	Rep 3	Rep 4	Rep 5
0	Negative Contro	5/5	5/5	5/5	5/5	4/5
6.25		5/5	5/5	5/5	5/5	4/5
12.5		4/5	5/5	5/5	4/5	5/5
25		5/5	5/5	5/5	5/5	5/5
50		5/5	5/5	4/5	4/5	4/5
100		5/5	3/5	4/5	5/5	5/5

Pacific Topsmelt 7-d Survival and Growth Test — **Aquatic Bioassay & Consulting Labs, Inc.**

Analysis ID:	13-5820-7153	**Endpoint:**	Mean Dry Biomass-mg	**CETIS Version:**	CETISv1.8.6
Analyzed:	04 Jan-13 11:22	**Analysis:**	Parametric-Control vs Treatments	**Official Results:**	Yes
Batch ID:	14-0520-8803	**Test Type:**	Growth-Survival (7d)	**Analyst:**	
Start Date:	20 Nov-12 16:00	**Protocol:**	EPA/600/R-95/136 (1995)	**Diluent:**	Laboratory Seawater
Ending Date:	27 Nov-12 14:10	**Species:**	Atherinops affinis	**Brine:**	Not Applicable
Duration:	6d 22h	**Source:**	Aquatic Biosystems, CO	**Age:**	
Sample ID:	03-4508-6923	**Code:**	VCF1112.260t	**Client:**	VCWPD
Sample Date:	17 Nov-12 11:25	**Material:**	Sample Water	**Project:**	2012/13-2 (Wet)
Receive Date:	17 Nov-12 12:42	**Source:**	Bioassay Report		
Sample Age:	77h	**Station:**	ME-CC		

Data Transform	Zeta	Alt Hyp	Trials	Seed	PMSD	NOEL	LOEL	TOEL	TU
Untransformed	NA	C > T	NA	NA	29.4%	100	>100	NA	1

Dunnett Multiple Comparison Test

Control	vs	C-%	Test Stat	Critical	MSD	DF	P-Value	P-Type	Decision(α:5%)
Negative Control		6.25	-0.9406	2.362	0.236	8	0.9804	CDF	Non-Significant Effect
		12.5	-1.625	2.362	0.236	8	0.9975	CDF	Non-Significant Effect
		25	-0.1721	2.362	0.236	8	0.8792	CDF	Non-Significant Effect
		50	-0.5604	2.362	0.236	8	0.9480	CDF	Non-Significant Effect
		100	0.3803	2.362	0.236	8	0.6977	CDF	Non-Significant Effect

Test Acceptability Criteria

Attribute	Test Stat	TAC Limits	Overlap	Decision
Control Resp	0.8028	0.85 - NL	Yes	Below Acceptability Criteria
PMSD	0.294	NL - 0.5	No	Passes Acceptability Criteria

ANOVA Table

Source	Sum Squares	Mean Square	DF	F Stat	P-Value	Decision(α:5%)
Between	0.1295692	0.02591383	5	1.038	0.4183	Non-Significant Effect
Error	0.599192	0.02496633	24			
Total	0.7287612		29			

Distributional Tests

Attribute	Test	Test Stat	Critical	P-Value	Decision(α:1%)
Variances	Bartlett Equality of Variance	7.32	15.09	0.1979	Equal Variances
Variances	Mod Levene Equality of Variance	0.8862	4.248	0.5104	Equal Variances
Variances	Levene Equality of Variance	2.153	3.895	0.0935	Equal Variances
Distribution	Shapiro-Wilk W Normality	0.9147	0.9031	0.0196	Normal Distribution
Distribution	Kolmogorov-Smirnov D	0.1422	0.1853	0.1227	Normal Distribution
Distribution	D'Agostino Skewness	0.912	2.576	0.3618	Normal Distribution
Distribution	D'Agostino Kurtosis	1.644	2.576	0.1003	Normal Distribution
Distribution	D'Agostino-Pearson K2 Omnibus	3.533	9.21	0.1709	Normal Distribution
Distribution	Anderson-Darling A2 Normality	1	3.878	0.0124	Normal Distribution

Mean Dry Biomass-mg Summary

C-%	Control Type	Count	Mean	95% LCL	95% UCL	Median	Min	Max	Std Err	CV%	%Effect
0	Negative Control	5	0.8028	0.4681	1.138	0.682	0.6	1.234	0.1206	33.58%	0.0%
6.25		5	0.8968	0.8116	0.982	0.9	0.798	0.988	0.03068	7.65%	-11.71%
12.5		5	0.9652	0.7937	1.137	1.04	0.76	1.092	0.06175	14.31%	-20.23%
25		5	0.82	0.6661	0.9739	0.872	0.604	0.906	0.05544	15.12%	-2.14%
50		5	0.8588	0.7174	1	0.868	0.67	0.97	0.05094	13.26%	-6.98%
100		5	0.7648	0.5684	0.9612	0.804	0.508	0.922	0.07073	20.68%	4.73%

Pacific Topsmelt 7-d Survival and Growth Test — **Aquatic Bioassay & Consulting Labs, Inc.**

Analysis ID:	13-5820-7153	**Endpoint:**	Mean Dry Biomass-mg	**CETIS Version:**	CETISv1.8.6
Analyzed:	04 Jan-13 11:22	**Analysis:**	Parametric-Control vs Treatments	**Official Results:**	Yes

Mean Dry Biomass-mg Detail

C-%	Control Type	Rep 1	Rep 2	Rep 3	Rep 4	Rep 5
0	Negative Control	0.602	0.6	0.682	0.896	1.234
6.25		0.798	0.988	0.9	0.918	0.88
12.5		0.76	1.046	0.888	1.04	1.092
25		0.888	0.906	0.83	0.604	0.872
50		0.868	0.97	0.67	0.866	0.92
100		0.922	0.508	0.74	0.804	0.85

CETIS Analytical Report

Pacific Topsmelt 7-d Survival and Growth Test — **Aquatic Bioassay & Consulting Labs, Inc.**

Analysis ID:	01-4979-4683	**Endpoint:**	7d Survival Rate	**CETIS Version:**	CETISv1.8.6
Analyzed:	04 Jan-13 11:22	**Analysis:**	Linear Interpolation (ICPIN)	**Official Results:**	Yes
Batch ID:	14-0520-8803	**Test Type:**	Growth-Survival (7d)	**Analyst:**	
Start Date:	20 Nov-12 16:00	**Protocol:**	EPA/600/R-95/136 (1995)	**Diluent:**	Laboratory Seawater
Ending Date:	27 Nov-12 14:10	**Species:**	Atherinops affinis	**Brine:**	Not Applicable
Duration:	6d 22h	**Source:**	Aquatic Biosystems, CO	**Age:**	
Sample ID:	03-4508-6923	**Code:**	VCF1112.260t	**Client:**	VCWPD
Sample Date:	17 Nov-12 11:25	**Material:**	Sample Water	**Project:**	2012/13-2 (Wet)
Receive Date:	17 Nov-12 12:42	**Source:**	Bioassay Report		
Sample Age:	77h	**Station:**	ME-CC		

Linear Interpolation Options

X Transform	Y Transform	Seed	Resamples	Exp 95% CL	Method
Linear	Linear	0	280	Yes	Two-Point Interpolation

Test Acceptability Criteria

Attribute	Test Stat	TAC Limits	Overlap	Decision
Control Resp	0.96	0.8 - NL	Yes	Passes Acceptability Criteria

Point Estimates

Level	%	95% LCL	95% UCL	TU	95% LCL	95% UCL
EC5	40	N/A	N/A	2.5	NA	NA
EC10	>100	N/A	N/A	<1	NA	NA
EC15	>100	N/A	N/A	<1	NA	NA
EC20	>100	N/A	N/A	<1	NA	NA
EC25	>100	N/A	N/A	<1	NA	NA
EC40	>100	N/A	N/A	<1	NA	NA
EC50	>100	N/A	N/A	<1	NA	NA

7d Survival Rate Summary

			Calculated Variate(A/B)								
C-%	Control Type	Count	Mean	Min	Max	Std Err	Std Dev	CV%	%Effect	A	B
0	Negative Control	5	0.96	0.8	1	0.04	0.08944	9.32%	0.0%	24	25
6.25		5	0.96	0.8	1	0.04	0.08944	9.32%	0.0%	24	25
12.5		5	0.92	0.8	1	0.04899	0.1095	11.91%	4.17%	23	25
25		5	1	1	1	0	0	0.0%	-4.17%	25	25
50		5	0.88	0.8	1	0.04899	0.1095	12.45%	8.33%	22	25
100		5	0.88	0.6	1	0.08	0.1789	20.33%	8.33%	22	25

7d Survival Rate Detail

C-%	Control Type	Rep 1	Rep 2	Rep 3	Rep 4	Rep 5
0	Negative Control	1	1	1	1	0.8
6.25		1	1	1	1	0.8
12.5		0.8	1	1	0.8	1
25		1	1	1	1	1
50		1	1	0.8	0.8	0.8
100		1	0.6	0.8	1	1

7d Survival Rate Binomials

C-%	Control Type	Rep 1	Rep 2	Rep 3	Rep 4	Rep 5
0	Negative Contro	5/5	5/5	5/5	5/5	4/5
6.25		5/5	5/5	5/5	5/5	4/5
12.5		4/5	5/5	5/5	4/5	5/5
25		5/5	5/5	5/5	5/5	5/5
50		5/5	5/5	4/5	4/5	4/5
100		5/5	3/5	4/5	5/5	5/5

Analysis ID:	01-4979-4683	**Endpoint:**	7d Survival Rate	**CETIS Version:**	CETISv1.8.6
Analyzed:	04 Jan-13 11:22	**Analysis:**	Linear Interpolation (ICPIN)	**Official Results:**	Yes

Pacific Topsmelt 7-d Survival and Growth Test — **Aquatic Bioassay & Consulting Labs, Inc.**

Analysis ID:	13-2328-5868	**Endpoint:**	Mean Dry Biomass-mg	**CETIS Version:**	CETISv1.8.6
Analyzed:	04 Jan-13 11:22	**Analysis:**	Linear Interpolation (ICPIN)	**Official Results:**	Yes
Batch ID:	14-0520-8803	**Test Type:**	Growth-Survival (7d)	**Analyst:**	
Start Date:	20 Nov-12 16:00	**Protocol:**	EPA/600/R-95/136 (1995)	**Diluent:**	Laboratory Seawater
Ending Date:	27 Nov-12 14:10	**Species:**	Atherinops affinis	**Brine:**	Not Applicable
Duration:	6d 22h	**Source:**	Aquatic Biosystems, CO	**Age:**	
Sample ID:	03-4508-6923	**Code:**	VCF1112.260t	**Client:**	VCWPD
Sample Date:	17 Nov-12 11:25	**Material:**	Sample Water	**Project:**	2012/13-2 (Wet)
Receive Date:	17 Nov-12 12:42	**Source:**	Bioassay Report		
Sample Age:	77h	**Station:**	ME-CC		

Linear Interpolation Options

X Transform	Y Transform	Seed	Resamples	Exp 95% CL	Method
Linear	Linear	852679	280	Yes	Two-Point Interpolation

Test Acceptability Criteria

Attribute	Test Stat	TAC Limits	Overlap	Decision
Control Resp	0.8028	0.85 - NL	Yes	Below Acceptability Criteria

Point Estimates

Level	%	95% LCL	95% UCL	TU	95% LCL	95% UCL
IC5	23.86	N/A	N/A	4.191	NA	NA
IC10	76.78	N/A	N/A	1.302	NA	NA
IC15	>100	N/A	N/A	<1	NA	NA
IC20	>100	N/A	N/A	<1	NA	NA
IC25	>100	N/A	N/A	<1	NA	NA
IC40	>100	N/A	N/A	<1	NA	NA
IC50	>100	N/A	N/A	<1	NA	NA

Mean Dry Biomass-mg Summary

			Calculated Variate						
C-%	Control Type	Count	Mean	Min	Max	Std Err	Std Dev	CV%	%Effect
0	Negative Control	5	0.8028	0.6	1.234	0.1206	0.2696	33.58%	0.0%
6.25		5	0.8968	0.798	0.988	0.03068	0.06859	7.65%	-11.71%
12.5		5	0.9652	0.76	1.092	0.06175	0.1381	14.31%	-20.23%
25		5	0.82	0.604	0.906	0.05544	0.124	15.12%	-2.14%
50		5	0.8588	0.67	0.97	0.05094	0.1139	13.26%	-6.98%
100		5	0.7648	0.508	0.922	0.07073	0.1582	20.68%	4.73%

Mean Dry Biomass-mg Detail

C-%	Control Type	Rep 1	Rep 2	Rep 3	Rep 4	Rep 5
0	Negative Control	0.602	0.6	0.682	0.896	1.234
6.25		0.798	0.988	0.9	0.918	0.88
12.5		0.76	1.046	0.888	1.04	1.092
25		0.888	0.906	0.83	0.604	0.872
50		0.868	0.97	0.67	0.866	0.92
100		0.922	0.508	0.74	0.804	0.85

Analysis ID:	13-2328-5868	**Endpoint:**	Mean Dry Biomass-mg	**CETIS Version:**	CETISv1.8.6
Analyzed:	04 Jan-13 11:22	**Analysis:**	Linear Interpolation (ICPIN)	**Official Results:**	Yes

Pacific Topsmelt 7-d Survival and Growth Test — **Aquatic Bioassay & Consulting Labs, Inc.**

Batch ID:	14-0520-8803	**Test Type:**	Growth-Survival (7d)	**Analyst:**	
Start Date:	20 Nov-12 16:00	**Protocol:**	EPA/600/R-95/136 (1995)	**Diluent:**	Laboratory Seawater
Ending Date:	27 Nov-12 14:10	**Species:**	Atherinops affinis	**Brine:**	Not Applicable
Duration:	6d 22h	**Source:**	Aquatic Biosystems, CO	**Age:**	
Sample ID:	03-4508-6923	**Code:**	VCF1112.260t	**Client:**	VCWPD
Sample Date:	17 Nov-12 11:25	**Material:**	Sample Water	**Project:**	2012/13-2 (Wet)
Receive Date:	17 Nov-12 12:42	**Source:**	Bioassay Report		
Sample Age:	77h	**Station:**	ME-CC		

Dissolved Oxygen-mg/L

C-%	Control Type	Count	Mean	95% LCL	95% UCL	Min	Max	Std Err	Std Dev	CV%	QA Count
0	Negative Contr	8	7.725	7.507	7.943	7.2	8	0.0921	0.2605	3.37%	0
6.25		8	7.175	6.077	8.273	4	7.9	0.4644	1.313	18.31%	0
12.5		8	7.163	6.071	8.254	4	7.8	0.4617	1.306	18.23%	0
25		8	7.275	6.168	8.382	4	7.8	0.4682	1.324	18.2%	0
50		8	7.188	6.088	8.287	4	7.8	0.465	1.315	18.3%	0
100		8	7.125	6.022	8.228	4	7.9	0.4663	1.319	18.51%	0
Overall		48	7.275			4	8				0 (0%)

pH-Units

C-%	Control Type	Count	Mean	95% LCL	95% UCL	Min	Max	Std Err	Std Dev	CV%	QA Count
0	Negative Contr	8	7.638	7.414	7.861	7	7.8	0.09437	0.2669	3.5%	0
6.25		8	7.763	7.7	7.825	7.6	7.8	0.02631	0.07441	0.96%	0
12.5		8	7.775	7.716	7.834	7.6	7.8	0.025	0.07072	0.91%	0
25		8	7.813	7.783	7.842	7.8	7.9	0.0125	0.03537	0.45%	0
50		8	7.863	7.819	7.906	7.8	7.9	0.0183	0.05175	0.66%	0
100		8	7.95	7.887	8.013	7.9	8.1	0.02672	0.07559	0.95%	0
Overall		48	7.8			7	8.1				0 (0%)

Salinity-ppt

C-%	Control Type	Count	Mean	95% LCL	95% UCL	Min	Max	Std Err	Std Dev	CV%	QA Count
0	Negative Contr	8	25	25	25	25	25	0	0	0.0%	0
6.25		8	25	25	25	25	25	0	0	0.0%	0
12.5		8	25	25	25	25	25	0	0	0.0%	0
25		8	25	25	25	25	25	0	0	0.0%	0
50		8	25	25	25	25	25	0	0	0.0%	0
100		8	25	25	25	25	25	0	0	0.0%	0
Overall		48	25			25	25				0 (0%)

Temperature-°C

C-%	Control Type	Count	Mean	95% LCL	95% UCL	Min	Max	Std Err	Std Dev	CV%	QA Count
0	Negative Contr	8	21	21	21	21	21	0	0	0.0%	0
6.25		8	21	21	21	21	21	0	0	0.0%	0
12.5		8	21	21	21	21	21	0	0	0.0%	0
25		8	21	21	21	21	21	0	0	0.0%	0
50		8	21	21	21	21	21	0	0	0.0%	0
100		8	21	21	21	21	21	0	0	0.0%	0
Overall		48	21			21	21				0 (0%)

Pacific Topsmelt 7-d Survival and Growth Test — Aquatic Bioassay & Consulting Labs, Inc.

Dissolved Oxygen-mg/L

C-%	Control Type	1	2	3	4	5	6	7	8
0	Negative Contr	7.7	8	7.9	7.8	7.9	7.8	7.2	7.5
6.25		7.7	7.1	7.9	7.8	7.8	7.8	7.3	4
12.5		7.7	7	7.7	7.8	7.8	7.8	7.5	4
25		7.7	7.7	7.7	7.8	7.8	7.8	7.7	4
50		7.7	7	7.7	7.8	7.8	7.8	7.7	4
100		7.9	6.8	7.2	7.8	7.8	7.8	7.7	4

Total Ammonia (N)-mg/L

C-%	Control Type	1	2	3	4	5	6	7	8
0	Negative Contr								
6.25									
12.5									
25									
50									
100									

pH-Units

C-%	Control Type	1	2	3	4	5	6	7	8
0	Negative Contr	7.7	7.6	7.7	7.7	7.8	7.8	7.8	7
6.25		7.8	7.8	7.8	7.7	7.8	7.8	7.8	7.6
12.5		7.8	7.8	7.8	7.8	7.8	7.8	7.8	7.6
25		7.8	7.8	7.8	7.8	7.8	7.8	7.9	7.8
50		7.8	7.9	7.9	7.9	7.8	7.8	7.9	7.9
100		8	8	7.9	7.9	7.9	7.9	7.9	8.1

Salinity-ppt

C-%	Control Type	1	2	3	4	5	6	7	8
0	Negative Contr	25	25	25	25	25	25	25	25
6.25		25	25	25	25	25	25	25	25
12.5		25	25	25	25	25	25	25	25
25		25	25	25	25	25	25	25	25
50		25	25	25	25	25	25	25	25
100		25	25	25	25	25	25	25	25

Temperature-°C

C-%	Control Type	1	2	3	4	5	6	7	8
0	Negative Contr	21	21	21	21	21	21	21	21
6.25		21	21	21	21	21	21	21	21
12.5		21	21	21	21	21	21	21	21
25		21	21	21	21	21	21	21	21
50		21	21	21	21	21	21	21	21
100		21	21	21	21	21	21	21	21

aquatic bioassay & consulting laboratories, inc

January 4th, 2013

Mr. Arne Anselm
Ventura County Watershed Protection District
800 South Victoria Ave
Ventura, CA 93009

Dear Mr. Anselm:

We are pleased to present the enclosed bioassay report. The test was conducted under guidelines prescribed in *Short-Term Methods for Measuring the Chronic Toxicity of Effluents and Receving Waters to West Coast Estuarine Organisms, EPA/821/R-02-014.* Results were as follows:

CLIENT:	Ventura County Flood Control
SAMPLE I.D.:	ME-SCR
DATE RECEIVED:	11/17/2012
ABC LAB. NO.:	VCF1112.254

CHRONIC TOPSMELT SURVIVAL AND GROWTH BIOASSAY

Survival	NOEC	=	100.00
	TUc	=	1.00
	IC25	=	>100.00 %
	IC50	=	>100.00 %
Biomass	NOEC	=	100.00 %
	TUc	=	1.00
	IC25	=	>100.00 %
	IC50	=	>100.00 %

Yours very truly,

Scott Johnson
Laboratory Director

CETIS Summary Report

Pacific Topsmelt 7-d Survival and Growth Test — **Aquatic Bioassay & Consulting Labs, Inc.**

Batch ID:	06-0596-1279	**Test Type:**	Growth-Survival (7d)	**Analyst:**	
Start Date:	20 Nov-12 16:07	**Protocol:**	EPA/600/R-95/136 (1995)	**Diluent:**	Laboratory Seawater
Ending Date:	27 Nov-12 14:10	**Species:**	Atherinops affinis	**Brine:**	Not Applicable
Duration:	6d 22h	**Source:**	Aquatic Biosystems, CO	**Age:**	
Sample ID:	01-6034-0260	**Code:**	VCF1112.254t	**Client:**	VCWPD
Sample Date:	17 Nov-12 10:50	**Material:**	Sample Water	**Project:**	2012/13-2 (Wet)
Receive Date:	17 Nov-12 12:16	**Source:**	Bioassay Report		
Sample Age:	77h	**Station:**	ME-SCR		

Comparison Summary

Analysis ID	Endpoint	NOEL	LOEL	TOEL	PMSD	TU	Method
14-2131-6642	7d Survival Rate	100	>100	NA	12.6%	1	Wilcoxon Rank Sum Two-Sample Test
19-4556-1201	Mean Dry Biomass-mg	100	>100	NA	32.3%	1	Unequal Variance t Two-Sample Test

Point Estimate Summary

Analysis ID	Endpoint	Level	%	95% LCL	95% UCL	TU	Method
13-3002-3599	7d Survival Rate	EC5	>100	N/A	N/A	<1	Linear Interpolation (ICPIN)
		EC10	>100	N/A	N/A	<1	
		EC15	>100	N/A	N/A	<1	
		EC20	>100	N/A	N/A	<1	
		EC25	>100	N/A	N/A	<1	
		EC40	>100	N/A	N/A	<1	
		EC50	>100	N/A	N/A	<1	
00-6359-6905	Mean Dry Biomass-mg	IC5	20.95	7.188	N/A	4.773	Linear Interpolation (ICPIN)
		IC10	41.9	14.38	N/A	2.387	
		IC15	62.85	21.56	N/A	1.591	
		IC20	83.8	28.75	N/A	1.193	
		IC25	>100	N/A	N/A	<1	
		IC40	>100	N/A	N/A	<1	
		IC50	>100	N/A	N/A	<1	

7d Survival Rate Summary

C-%	Control Type	Count	Mean	95% LCL	95% UCL	Min	Max	Std Err	Std Dev	CV%	%Effect
0	Negative Contro	5	0.96	0.8489	1	0.8	1	0.04	0.08944	9.32%	0.0%
100		5	0.92	0.784	1	0.8	1	0.04899	0.1095	11.91%	4.17%

Mean Dry Biomass-mg Summary

C-%	Control Type	Count	Mean	95% LCL	95% UCL	Min	Max	Std Err	Std Dev	CV%	%Effect
0	Negative Contro	5	0.8028	0.4681	1.138	0.6	1.234	0.1206	0.2696	33.58%	0.0%
100		5	0.6112	0.569	0.6534	0.58	0.668	0.01519	0.03396	5.56%	23.87%

7d Survival Rate Detail

C-%	Control Type	Rep 1	Rep 2	Rep 3	Rep 4	Rep 5
0	Negative Contro	1	1	1	1	0.8
100		0.8	1	1	1	0.8

Mean Dry Biomass-mg Detail

C-%	Control Type	Rep 1	Rep 2	Rep 3	Rep 4	Rep 5
0	Negative Contro	0.602	0.6	0.682	0.896	1.234
100		0.58	0.614	0.598	0.668	0.596

7d Survival Rate Binomials

C-%	Control Type	Rep 1	Rep 2	Rep 3	Rep 4	Rep 5
0	Negative Contro	5/5	5/5	5/5	5/5	4/5
100		4/5	5/5	5/5	5/5	4/5

CETIS Analytical Report

Pacific Topsmelt 7-d Survival and Growth Test — **Aquatic Bioassay & Consulting Labs, Inc.**

Analysis ID:	14-2131-6642	**Endpoint:**	7d Survival Rate	**CETIS Version:**	CETISv1.8.6
Analyzed:	04 Jan-13 11:23	**Analysis:**	Nonparametric-Two Sample	**Official Results:**	Yes
Batch ID:	06-0596-1279	**Test Type:**	Growth-Survival (7d)	**Analyst:**	
Start Date:	20 Nov-12 16:07	**Protocol:**	EPA/600/R-95/136 (1995)	**Diluent:**	Laboratory Seawater
Ending Date:	27 Nov-12 14:10	**Species:**	Atherinops affinis	**Brine:**	Not Applicable
Duration:	6d 22h	**Source:**	Aquatic Biosystems, CO	**Age:**	
Sample ID:	01-6034-0260	**Code:**	VCF1112.254t	**Client:**	VCWPD
Sample Date:	17 Nov-12 10:50	**Material:**	Sample Water	**Project:**	2012/13-2 (Wet)
Receive Date:	17 Nov-12 12:16	**Source:**	Bioassay Report		
Sample Age:	77h	**Station:**	ME-SCR		

Data Transform	Zeta	Alt Hyp	Trials	Seed	PMSD	Test Result
Angular (Corrected)	NA	C > T	NA	NA	12.6%	Passes 7d survival rate

Wilcoxon Rank Sum Two-Sample Test

Control	vs	C-%	Test Stat	Critical	Ties	DF	P-Value	P-Type	Decision(α:5%)
Negative Control		100	25	NA	2	8	0.5000	Exact	Non-Significant Effect

Test Acceptability Criteria

Attribute	Test Stat	TAC Limits	Overlap	Decision
Control Resp	0.96	0.8 - NL	Yes	Passes Acceptability Criteria
PMSD	0.1263	NL - 0.25	No	Passes Acceptability Criteria

ANOVA Table

Source	Sum Squares	Mean Square	DF	F Stat	P-Value	Decision(α:5%)
Between	0.00567079	0.00567079	1	0.4	0.5447	Non-Significant Effect
Error	0.1134158	0.01417698	8			
Total	0.1190866		9			

Distributional Tests

Attribute	Test	Test Stat	Critical	P-Value	Decision(α:1%)
Variances	Variance Ratio F	1.5	23.15	0.7040	Equal Variances
Variances	Mod Levene Equality of Variance	0.4286	13.75	0.5370	Equal Variances
Variances	Levene Equality of Variance	1.524	11.26	0.2521	Equal Variances
Distribution	Shapiro-Wilk W Normality	0.7586	0.7411	0.0045	Non-normal Distribution
Distribution	Kolmogorov-Smirnov D	0.3643	0.3025	0.0005	Non-normal Distribution
Distribution	D'Agostino Skewness	1.407	2.576	0.1594	Normal Distribution
Distribution	Anderson-Darling A2 Normality	1.329	3.878	0.0014	Non-normal Distribution

7d Survival Rate Summary

C-%	Control Type	Count	Mean	95% LCL	95% UCL	Median	Min	Max	Std Err	CV%	%Effect
0	Negative Control	5	0.96	0.8489	1	1	0.8	1	0.04	9.32%	0.0%
100		5	0.92	0.784	1	1	0.8	1	0.04899	11.91%	4.17%

Angular (Corrected) Transformed Summary

C-%	Control Type	Count	Mean	95% LCL	95% UCL	Median	Min	Max	Std Err	CV%	%Effect
0	Negative Contr	5	1.298	1.165	1.43	1.345	1.107	1.345	0.04763	8.21%	0.0%
100		5	1.25	1.088	1.412	1.345	1.107	1.345	0.05833	10.43%	3.67%

7d Survival Rate Detail

C-%	Control Type	Rep 1	Rep 2	Rep 3	Rep 4	Rep 5
0	Negative Control	1	1	1	1	0.8
100		0.8	1	1	1	0.8

Angular (Corrected) Transformed Detail

C-%	Control Type	Rep 1	Rep 2	Rep 3	Rep 4	Rep 5
0	Negative Control	1.345	1.345	1.345	1.345	1.107
100		1.107	1.345	1.345	1.345	1.107

Pacific Topsmelt 7-d Survival and Growth Test — **Aquatic Bioassay & Consulting Labs, Inc.**

Analysis ID:	14-2131-6642	**Endpoint:**	7d Survival Rate	**CETIS Version:**	CETISv1.8.6
Analyzed:	04 Jan-13 11:23	**Analysis:**	Nonparametric-Two Sample	**Official Results:**	Yes

7d Survival Rate Binomials

C-%	Control Type	Rep 1	Rep 2	Rep 3	Rep 4	Rep 5
0	Negative Contro	5/5	5/5	5/5	5/5	4/5
100		4/5	5/5	5/5	5/5	4/5

Pacific Topsmelt 7-d Survival and Growth Test — **Aquatic Bioassay & Consulting Labs, Inc.**

Analysis ID:	19-4556-1201	**Endpoint:**	Mean Dry Biomass-mg	**CETIS Version:**	CETISv1.8.6
Analyzed:	04 Jan-13 11:23	**Analysis:**	Parametric-Two Sample	**Official Results:**	Yes
Batch ID:	06-0596-1279	**Test Type:**	Growth-Survival (7d)	**Analyst:**	
Start Date:	20 Nov-12 16:07	**Protocol:**	EPA/600/R-95/136 (1995)	**Diluent:**	Laboratory Seawater
Ending Date:	27 Nov-12 14:10	**Species:**	Atherinops affinis	**Brine:**	Not Applicable
Duration:	6d 22h	**Source:**	Aquatic Biosystems, CO	**Age:**	
Sample ID:	01-6034-0260	**Code:**	VCF1112.254t	**Client:**	VCWPD
Sample Date:	17 Nov-12 10:50	**Material:**	Sample Water	**Project:**	2012/13-2 (Wet)
Receive Date:	17 Nov-12 12:16	**Source:**	Bioassay Report		
Sample Age:	77h	**Station:**	ME-SCR		

Data Transform	Zeta	Alt Hyp	Trials	Seed	PMSD	Test Result
Untransformed	NA	C > T	NA	NA	32.3%	Passes mean dry biomass-mg

Unequal Variance t Two-Sample Test

Control	vs	C-%	Test Stat	Critical	MSD	DF	P-Value	P-Type	Decision(α:5%)
Negative Control		100	1.577	2.132	0.259	4	0.0950	CDF	Non-Significant Effect

Test Acceptability Criteria

Attribute	Test Stat	TAC Limits	Overlap	Decision
Control Resp	0.8028	0.85 - NL	Yes	Below Acceptability Criteria
PMSD	0.3227	NL - 0.5	No	Passes Acceptability Criteria

ANOVA Table

Source	Sum Squares	Mean Square	DF	F Stat	P-Value	Decision(α:5%)
Between	0.09177642	0.09177642	1	2.487	0.1535	Non-Significant Effect
Error	0.2952735	0.03690919	8			
Total	0.38705		9			

Distributional Tests

Attribute	Test	Test Stat	Critical	P-Value	Decision(α:1%)
Variances	Variance Ratio F	63.01	23.15	0.0014	Unequal Variances
Variances	Mod Levene Equality of Variance	3.356	13.75	0.1167	Equal Variances
Variances	Levene Equality of Variance	9.544	11.26	0.0149	Equal Variances
Distribution	Shapiro-Wilk W Normality	0.8561	0.7411	0.0686	Normal Distribution
Distribution	Kolmogorov-Smirnov D	0.2034	0.3025	0.3085	Normal Distribution
Distribution	D'Agostino Skewness	2.106	2.576	0.0352	Normal Distribution
Distribution	Anderson-Darling A2 Normality	0.6726	3.878	0.0792	Normal Distribution

Mean Dry Biomass-mg Summary

C-%	Control Type	Count	Mean	95% LCL	95% UCL	Median	Min	Max	Std Err	CV%	%Effect
0	Negative Control	5	0.8028	0.4681	1.138	0.682	0.6	1.234	0.1206	33.58%	0.0%
100		5	0.6112	0.569	0.6534	0.598	0.58	0.668	0.01519	5.56%	23.87%

Mean Dry Biomass-mg Detail

C-%	Control Type	Rep 1	Rep 2	Rep 3	Rep 4	Rep 5
0	Negative Control	0.602	0.6	0.682	0.896	1.234
100		0.58	0.614	0.598	0.668	0.596

Pacific Topsmelt 7-d Survival and Growth Test — Aquatic Bioassay & Consulting Labs, Inc.

Analysis ID:	13-3002-3599	**Endpoint:**	7d Survival Rate	**CETIS Version:**	CETISv1.8.6
Analyzed:	04 Jan-13 11:23	**Analysis:**	Linear Interpolation (ICPIN)	**Official Results:**	Yes
Batch ID:	06-0596-1279	**Test Type:**	Growth-Survival (7d)	**Analyst:**	
Start Date:	20 Nov-12 16:07	**Protocol:**	EPA/600/R-95/136 (1995)	**Diluent:**	Laboratory Seawater
Ending Date:	27 Nov-12 14:10	**Species:**	Atherinops affinis	**Brine:**	Not Applicable
Duration:	6d 22h	**Source:**	Aquatic Biosystems, CO	**Age:**	
Sample ID:	01-6034-0260	**Code:**	VCF1112.254t	**Client:**	VCWPD
Sample Date:	17 Nov-12 10:50	**Material:**	Sample Water	**Project:**	2012/13-2 (Wet)
Receive Date:	17 Nov-12 12:16	**Source:**	Bioassay Report		
Sample Age:	77h	**Station:**	ME-SCR		

Linear Interpolation Options

X Transform	Y Transform	Seed	Resamples	Exp 95% CL	Method
Linear	Linear	0	280	Yes	Two-Point Interpolation

Test Acceptability Criteria

Attribute	Test Stat	TAC Limits	Overlap	Decision
Control Resp	0.96	0.8 - NL	Yes	Passes Acceptability Criteria

Point Estimates

Level	%	95% LCL	95% UCL	TU	95% LCL	95% UCL
EC5	>100	N/A	N/A	<1	NA	NA
EC10	>100	N/A	N/A	<1	NA	NA
EC15	>100	N/A	N/A	<1	NA	NA
EC20	>100	N/A	N/A	<1	NA	NA
EC25	>100	N/A	N/A	<1	NA	NA
EC40	>100	N/A	N/A	<1	NA	NA
EC50	>100	N/A	N/A	<1	NA	NA

7d Survival Rate Summary

			Calculated Variate(A/B)								
C-%	Control Type	Count	Mean	Min	Max	Std Err	Std Dev	CV%	%Effect	A	B
0	Negative Control	5	0.96	0.8	1	0.04	0.08944	9.32%	0.0%	24	25
100		5	0.92	0.8	1	0.04899	0.1095	11.91%	4.17%	23	25

7d Survival Rate Detail

C-%	Control Type	Rep 1	Rep 2	Rep 3	Rep 4	Rep 5
0	Negative Control	1	1	1	1	0.8
100		0.8	1	1	1	0.8

7d Survival Rate Binomials

C-%	Control Type	Rep 1	Rep 2	Rep 3	Rep 4	Rep 5
0	Negative Contro	5/5	5/5	5/5	5/5	4/5
100		4/5	5/5	5/5	5/5	4/5

Analysis ID:	13-3002-3599	**Endpoint:**	7d Survival Rate	**CETIS Version:**	CETISv1.8.6
Analyzed:	04 Jan-13 11:23	**Analysis:**	Linear Interpolation (ICPIN)	**Official Results:**	Yes

Pacific Topsmelt 7-d Survival and Growth Test — Aquatic Bioassay & Consulting Labs, Inc.

Analysis ID:	00-6359-6905	**Endpoint:**	Mean Dry Biomass-mg	**CETIS Version:**	CETISv1.8.6
Analyzed:	04 Jan-13 11:23	**Analysis:**	Linear Interpolation (ICPIN)	**Official Results:**	Yes
Batch ID:	06-0596-1279	**Test Type:**	Growth-Survival (7d)	**Analyst:**	
Start Date:	20 Nov-12 16:07	**Protocol:**	EPA/600/R-95/136 (1995)	**Diluent:**	Laboratory Seawater
Ending Date:	27 Nov-12 14:10	**Species:**	Atherinops affinis	**Brine:**	Not Applicable
Duration:	6d 22h	**Source:**	Aquatic Biosystems, CO	**Age:**	
Sample ID:	01-6034-0260	**Code:**	VCF1112.254t	**Client:**	VCWPD
Sample Date:	17 Nov-12 10:50	**Material:**	Sample Water	**Project:**	2012/13-2 (Wet)
Receive Date:	17 Nov-12 12:16	**Source:**	Bioassay Report		
Sample Age:	77h	**Station:**	ME-SCR		

Linear Interpolation Options

X Transform	Y Transform	Seed	Resamples	Exp 95% CL	Method
Linear	Linear	754122	280	Yes	Two-Point Interpolation

Test Acceptability Criteria

Attribute	Test Stat	TAC Limits	Overlap	Decision
Control Resp	0.8028	0.85 - NL	Yes	Below Acceptability Criteria

Point Estimates

Level	%	95% LCL	95% UCL	TU	95% LCL	95% UCL
IC5	20.95	7.188	N/A	4.773	NA	13.91
IC10	41.9	14.38	N/A	2.387	NA	6.956
IC15	62.85	21.56	N/A	1.591	NA	4.637
IC20	83.8	28.75	N/A	1.193	NA	3.478
IC25	>100	N/A	N/A	<1	NA	NA
IC40	>100	N/A	N/A	<1	NA	NA
IC50	>100	N/A	N/A	<1	NA	NA

Mean Dry Biomass-mg Summary

			Calculated Variate						
C-%	Control Type	Count	Mean	Min	Max	Std Err	Std Dev	CV%	%Effect
0	Negative Control	5	0.8028	0.6	1.234	0.1206	0.2696	33.58%	0.0%
100		5	0.6112	0.58	0.668	0.01519	0.03396	5.56%	23.87%

Mean Dry Biomass-mg Detail

C-%	Control Type	Rep 1	Rep 2	Rep 3	Rep 4	Rep 5
0	Negative Control	0.602	0.6	0.682	0.896	1.234
100		0.58	0.614	0.598	0.668	0.596

CETIS Measurement Report

Pacific Topsmelt 7-d Survival and Growth Test — **Aquatic Bioassay & Consulting Labs, Inc.**

Batch ID:	06-0596-1279	**Test Type:**	Growth-Survival (7d)	**Analyst:**	
Start Date:	20 Nov-12 16:07	**Protocol:**	EPA/600/R-95/136 (1995)	**Diluent:**	Laboratory Seawater
Ending Date:	27 Nov-12 14:10	**Species:**	Atherinops affinis	**Brine:**	Not Applicable
Duration:	6d 22h	**Source:**	Aquatic Biosystems, CO	**Age:**	
Sample ID:	01-6034-0260	**Code:**	VCF1112.254t	**Client:**	VCWPD
Sample Date:	17 Nov-12 10:50	**Material:**	Sample Water	**Project:**	2012/13-2 (Wet)
Receive Date:	17 Nov-12 12:16	**Source:**	Bioassay Report		
Sample Age:	77h	**Station:**	ME-SCR		

Dissolved Oxygen-mg/L

C-%	Control Type	Count	Mean	95% LCL	95% UCL	Min	Max	Std Err	Std Dev	CV%	QA Count
0	Negative Contr	8	7.725	7.507	7.943	7.2	8	0.0921	0.2605	3.37%	0
100		8	7.8	7.572	8.028	7.2	8.1	0.09636	0.2726	3.49%	0
Overall		16	7.762			7.2	8.1				0 (0%)

pH-Units

C-%	Control Type	Count	Mean	95% LCL	95% UCL	Min	Max	Std Err	Std Dev	CV%	QA Count
0	Negative Contr	8	7.738	7.675	7.8	7.6	7.8	0.02631	0.07441	0.96%	0
100		8	7.938	7.875	8	7.9	8.1	0.0263	0.07439	0.94%	0
Overall		16	7.838			7.6	8.1				0 (0%)

Salinity-ppt

C-%	Control Type	Count	Mean	95% LCL	95% UCL	Min	Max	Std Err	Std Dev	CV%	QA Count
0	Negative Contr	8	25	25	25	25	25	0	0	0.0%	0
100		8	25	25	25	25	25	0	0	0.0%	0
Overall		16	25			25	25				0 (0%)

Temperature-°C

C-%	Control Type	Count	Mean	95% LCL	95% UCL	Min	Max	Std Err	Std Dev	CV%	QA Count
0	Negative Contr	8	21	21	21	21	21	0	0	0.0%	0
100		8	21	21	21	21	21	0	0	0.0%	0
Overall		16	21			21	21				0 (0%)

Dissolved Oxygen-mg/L

C-%	Control Type	1	2	3	4	5	6	7	8
0	Negative Contr	7.7	8	7.9	7.8	7.9	7.8	7.2	7.5
100		7.9	8	7.8	7.8	7.9	7.7	7.2	8.1

pH-Units

C-%	Control Type	1	2	3	4	5	6	7	8
0	Negative Contr	7.7	7.6	7.7	7.7	7.8	7.8	7.8	7.8
100		8	7.9	7.9	7.9	7.9	7.9	7.9	8.1

Salinity-ppt

C-%	Control Type	1	2	3	4	5	6	7	8
0	Negative Contr	25	25	25	25	25	25	25	25
100		25	25	25	25	25	25	25	25

Temperature-°C

C-%	Control Type	1	2	3	4	5	6	7	8
0	Negative Contr	21	21	21	21	21	21	21	21
100		21	21	21	21	21	21	21	21

aquatic bioassay & consulting laboratories, inc

January 4th, 2013

Mr. Arne Anselm
Ventura County Watershed Protection District
800 South Victoria Ave
Ventura, CA 93009

Dear Mr. Anselm:

We are pleased to present the enclosed revised bioassay report. The test was conducted under guidelines prescribed in *Short-Term Methods for Estimating the Chronic Toxicity of Effluents and Receiving Waters to Freshwater Organisms" EPA-821-R-02-013.* Results were as follows:

CLIENT:	Ventura County Flood Control
SAMPLE I.D.:	MO-VEN
DATE RECEIVED:	11/17/2012
ABC LAB. NO.:	VCF1112.257

CHRONIC CERIODAPHNIA SURVIVAL & REPRODUCTION BIOASSAY

SURVIVAL	NOEC =	100.00 %
	TUc =	1.00
	IC25 =	>100.00 %
	IC50 =	>100.00 %
REPRODUCTION	NOEC =	100.00 %
	TUc =	1.00
	IC25 =	>100.00 %
	IC50 =	>100.00 %

Yours very truly,

Scott Johnson
Laboratory Director

CETIS Summary Report

Ceriodaphnia 7-d Survival and Reproduction Test — **Aquatic Bioassay & Consulting Labs, Inc.**

Batch ID:	14-5428-5119	**Test Type:**	Reproduction-Survival (7d)	**Analyst:**	
Start Date:	20 Nov-12 16:01	**Protocol:**	EPA/821/R-02-013 (2002)	**Diluent:**	Laboratory Water
Ending Date:	27 Nov-12 15:00	**Species:**	Ceriodaphnia dubia	**Brine:**	Not Applicable
Duration:	6d 23h	**Source:**	Aquatic Biosystems, CO	**Age:**	
Sample ID:	08-4749-5000	**Code:**	VCF1112.257c	**Client:**	VCWPD
Sample Date:	17 Nov-12 07:35	**Material:**	Sample Water	**Project:**	2012/13-2 (Wet)
Receive Date:	17 Nov-12 12:16	**Source:**	Bioassay Report		
Sample Age:	80h	**Station:**	MO-VEN		

Comparison Summary

Analysis ID	Endpoint	NOEL	LOEL	TOEL	PMSD	TU	Method
05-1645-3526	7d Survival Rate	100	>100	NA	NA	1	Fisher Exact/Bonferroni-Holm Test
10-5620-6790	Reproduction	100	>100	NA	25.3%	1	Dunnett Multiple Comparison Test

Point Estimate Summary

Analysis ID	Endpoint	Level	%	95% LCL	95% UCL	TU	Method
10-5957-7791	7d Survival Rate	EC5	>100	N/A	N/A	<1	Linear Interpolation (ICPIN)
		EC10	>100	N/A	N/A	<1	
		EC15	>100	N/A	N/A	<1	
		EC20	>100	N/A	N/A	<1	
		EC25	>100	N/A	N/A	<1	
		EC40	>100	N/A	N/A	<1	
		EC50	>100	N/A	N/A	<1	
16-3757-8492	Reproduction	IC5	>100	N/A	N/A	<1	Linear Interpolation (ICPIN)
		IC10	>100	N/A	N/A	<1	
		IC15	>100	N/A	N/A	<1	
		IC20	>100	N/A	N/A	<1	
		IC25	>100	N/A	N/A	<1	
		IC40	>100	N/A	N/A	<1	
		IC50	>100	N/A	N/A	<1	

Test Acceptability

Analysis ID	Endpoint	Attribute	Test Stat	TAC Limits	Overlap	Decision
05-1645-3526	7d Survival Rate	Control Resp	1	0.8 - NL	Yes	Passes Acceptability Criteria
10-5957-7791	7d Survival Rate	Control Resp	1	0.8 - NL	Yes	Passes Acceptability Criteria
10-5620-6790	Reproduction	Control Resp	19	15 - NL	Yes	Passes Acceptability Criteria
16-3757-8492	Reproduction	Control Resp	19	15 - NL	Yes	Passes Acceptability Criteria
10-5620-6790	Reproduction	PMSD	0.2526	0.13 - 0.47	Yes	Passes Acceptability Criteria

7d Survival Rate Summary

C-%	Control Type	Count	Mean	95% LCL	95% UCL	Min	Max	Std Err	Std Dev	CV%	%Effect
0	Negative Contro	10	1	1	1	1	1	0	0	0.0%	0.0%
6.25		10	1	1	1	1	1	0	0	0.0%	0.0%
12.5		10	1	1	1	1	1	0	0	0.0%	0.0%
25		10	1	1	1	1	1	0	0	0.0%	0.0%
50		10	1	1	1	1	1	0	0	0.0%	0.0%
100		10	1	1	1	1	1	0	0	0.0%	0.0%

Reproduction Summary

C-%	Control Type	Count	Mean	95% LCL	95% UCL	Min	Max	Std Err	Std Dev	CV%	%Effect
0	Negative Contro	10	19	17.06	20.94	15	24	0.8563	2.708	14.25%	0.0%
6.25		10	16.7	11.52	21.88	7	27	2.29	7.243	43.37%	12.11%
12.5		10	19.6	15.68	23.52	10	28	1.733	5.481	27.97%	-3.16%
25		10	21.8	18.88	24.72	16	29	1.289	4.077	18.7%	-14.74%
50		10	20.8	18.26	23.34	15	25	1.123	3.553	17.08%	-9.47%
100		10	21.1	18.54	23.66	15	26	1.13	3.573	16.93%	-11.05%

Ceriodaphnia 7-d Survival and Reproduction Test — Aquatic Bioassay & Consulting Labs, Inc.

7d Survival Rate Detail

C-%	Control Type	Rep 1	Rep 2	Rep 3	Rep 4	Rep 5	Rep 6	Rep 7	Rep 8	Rep 9	Rep 10
0	Negative Contro	1	1	1	1	1	1	1	1	1	1
6.25		1	1	1	1	1	1	1	1	1	1
12.5		1	1	1	1	1	1	1	1	1	1
25		1	1	1	1	1	1	1	1	1	1
50		1	1	1	1	1	1	1	1	1	1
100		1	1	1	1	1	1	1	1	1	1

Reproduction Detail

C-%	Control Type	Rep 1	Rep 2	Rep 3	Rep 4	Rep 5	Rep 6	Rep 7	Rep 8	Rep 9	Rep 10
0	Negative Contro	24	20	18	20	21	17	18	15	21	16
6.25		18	7	23	8	27	12	18	27	15	12
12.5		28	20	27	16	21	19	10	19	14	22
25		16	29	19	19	23	19	21	26	26	20
50		25	20	22	21	16	25	24	15	22	18
100		20	15	23	19	19	26	21	18	25	25

7d Survival Rate Binomials

C-%	Control Type	Rep 1	Rep 2	Rep 3	Rep 4	Rep 5	Rep 6	Rep 7	Rep 8	Rep 9	Rep 10
0	Negative Contro	1/1	1/1	1/1	1/1	1/1	1/1	1/1	1/1	1/1	1/1
6.25		1/1	1/1	1/1	1/1	1/1	1/1	1/1	1/1	1/1	1/1
12.5		1/1	1/1	1/1	1/1	1/1	1/1	1/1	1/1	1/1	1/1
25		1/1	1/1	1/1	1/1	1/1	1/1	1/1	1/1	1/1	1/1
50		1/1	1/1	1/1	1/1	1/1	1/1	1/1	1/1	1/1	1/1
100		1/1	1/1	1/1	1/1	1/1	1/1	1/1	1/1	1/1	1/1

CETIS Analytical Report

Ceriodaphnia 7-d Survival and Reproduction Test — **Aquatic Bioassay & Consulting Labs, Inc.**

Analysis ID:	10-5620-6790	**Endpoint:**	Reproduction	**CETIS Version:**	CETISv1.8.6
Analyzed:	04 Jan-13 12:37	**Analysis:**	Parametric-Control vs Treatments	**Official Results:**	Yes
Batch ID:	14-5428-5119	**Test Type:**	Reproduction-Survival (7d)	**Analyst:**	
Start Date:	20 Nov-12 16:01	**Protocol:**	EPA/821/R-02-013 (2002)	**Diluent:**	Laboratory Water
Ending Date:	27 Nov-12 15:00	**Species:**	Ceriodaphnia dubia	**Brine:**	Not Applicable
Duration:	6d 23h	**Source:**	Aquatic Biosystems, CO	**Age:**	
Sample ID:	08-4749-5000	**Code:**	VCF1112.257c	**Client:**	VCWPD
Sample Date:	17 Nov-12 07:35	**Material:**	Sample Water	**Project:**	2012/13-2 (Wet)
Receive Date:	17 Nov-12 12:16	**Source:**	Bioassay Report		
Sample Age:	80h	**Station:**	MO-VEN		

Data Transform	Zeta	Alt Hyp	Trials	Seed	PMSD	NOEL	LOEL	TOEL	TU
Untransformed	NA	C > T	NA	NA	25.3%	100	>100	NA	1

Dunnett Multiple Comparison Test

Control	vs	C-%	Test Stat	Critical	MSD	DF	P-Value	P-Type	Decision(α:5%)
Negative Control		6.25	1.097	2.289	4.799	18	0.3734	CDF	Non-Significant Effect
		12.5	-0.2862	2.289	4.799	18	0.9046	CDF	Non-Significant Effect
		25	-1.336	2.289	4.799	18	0.9945	CDF	Non-Significant Effect
		50	-0.8586	2.289	4.799	18	0.9765	CDF	Non-Significant Effect
		100	-1.002	2.289	4.799	18	0.9844	CDF	Non-Significant Effect

Test Acceptability Criteria

Attribute	Test Stat	TAC Limits	Overlap	Decision
Control Resp	19	15 - NL	Yes	Passes Acceptability Criteria
PMSD	0.2526	0.13 - 0.47	Yes	Passes Acceptability Criteria

ANOVA Table

Source	Sum Squares	Mean Square	DF	F Stat	P-Value	Decision(α:5%)
Between	169.7333	33.94667	5	1.545	0.1915	Non-Significant Effect
Error	1186.6	21.97407	54			
Total	1356.333		59			

Distributional Tests

Attribute	Test	Test Stat	Critical	P-Value	Decision(α:1%)
Variances	Bartlett Equality of Variance	11.14	15.09	0.0487	Equal Variances
Variances	Mod Levene Equality of Variance	2.386	3.377	0.0500	Equal Variances
Variances	Levene Equality of Variance	2.608	3.377	0.0348	Equal Variances
Distribution	Shapiro-Wilk W Normality	0.987	0.9459	0.7732	Normal Distribution
Distribution	Kolmogorov-Smirnov D	0.06114	0.1331	0.8498	Normal Distribution
Distribution	D'Agostino Skewness	0.4491	2.576	0.6533	Normal Distribution
Distribution	D'Agostino Kurtosis	0.2035	2.576	0.8388	Normal Distribution
Distribution	D'Agostino-Pearson K2 Omnibus	0.2431	9.21	0.8855	Normal Distribution
Distribution	Anderson-Darling A2 Normality	0.2293	3.878	0.8393	Normal Distribution

Reproduction Summary

C-%	Control Type	Count	Mean	95% LCL	95% UCL	Median	Min	Max	Std Err	CV%	%Effect
0	Negative Control	10	19	17.06	20.94	19	15	24	0.8563	14.25%	0.0%
6.25		10	16.7	11.52	21.88	16.5	7	27	2.29	43.37%	12.11%
12.5		10	19.6	15.68	23.52	19.5	10	28	1.733	27.97%	-3.16%
25		10	21.8	18.88	24.72	20.5	16	29	1.289	18.7%	-14.74%
50		10	20.8	18.26	23.34	21.5	15	25	1.123	17.08%	-9.47%
100		10	21.1	18.54	23.66	20.5	15	26	1.13	16.93%	-11.05%

Ceriodaphnia 7-d Survival and Reproduction Test — **Aquatic Bioassay & Consulting Labs, Inc.**

Analysis ID: 10-5620-6790 **Endpoint:** Reproduction **CETIS Version:** CETISv1.8.6
Analyzed: 04 Jan-13 12:37 **Analysis:** Parametric-Control vs Treatments **Official Results:** Yes

Reproduction Detail

C-%	Control Type	Rep 1	Rep 2	Rep 3	Rep 4	Rep 5	Rep 6	Rep 7	Rep 8	Rep 9	Rep 10
0	Negative Control	24	20	18	20	21	17	18	15	21	16
6.25		18	7	23	8	27	12	18	27	15	12
12.5		28	20	27	16	21	19	10	19	14	22
25		16	29	19	19	23	19	21	26	26	20
50		25	20	22	21	16	25	24	15	22	18
100		20	15	23	19	19	26	21	18	25	25

CETIS Analytical Report

Ceriodaphnia 7-d Survival and Reproduction Test — **Aquatic Bioassay & Consulting Labs, Inc.**

Analysis ID:	10-5957-7791	**Endpoint:**	7d Survival Rate	**CETIS Version:**	CETISv1.8.6
Analyzed:	04 Jan-13 12:38	**Analysis:**	Linear Interpolation (ICPIN)	**Official Results:**	Yes
Batch ID:	14-5428-5119	**Test Type:**	Reproduction-Survival (7d)	**Analyst:**	
Start Date:	20 Nov-12 16:01	**Protocol:**	EPA/821/R-02-013 (2002)	**Diluent:**	Laboratory Water
Ending Date:	27 Nov-12 15:00	**Species:**	Ceriodaphnia dubia	**Brine:**	Not Applicable
Duration:	6d 23h	**Source:**	Aquatic Biosystems, CO	**Age:**	
Sample ID:	08-4749-5000	**Code:**	VCF1112.257c	**Client:**	VCWPD
Sample Date:	17 Nov-12 07:35	**Material:**	Sample Water	**Project:**	2012/13-2 (Wet)
Receive Date:	17 Nov-12 12:16	**Source:**	Bioassay Report		
Sample Age:	80h	**Station:**	MO-VEN		

Linear Interpolation Options

X Transform	Y Transform	Seed	Resamples	Exp 95% CL	Method
Linear	Linear	0	280	Yes	Two-Point Interpolation

Test Acceptability Criteria

Attribute	Test Stat	TAC Limits	Overlap	Decision
Control Resp	1	0.8 - NL	Yes	Passes Acceptability Criteria

Point Estimates

Level	%	95% LCL	95% UCL	TU	95% LCL	95% UCL
EC5	>100	N/A	N/A	<1	NA	NA
EC10	>100	N/A	N/A	<1	NA	NA
EC15	>100	N/A	N/A	<1	NA	NA
EC20	>100	N/A	N/A	<1	NA	NA
EC25	>100	N/A	N/A	<1	NA	NA
EC40	>100	N/A	N/A	<1	NA	NA
EC50	>100	N/A	N/A	<1	NA	NA

7d Survival Rate Summary

			Calculated Variate(A/B)								
C-%	Control Type	Count	Mean	Min	Max	Std Err	Std Dev	CV%	%Effect	A	B
0	Negative Control	10	1	1	1	0	0	0.0%	0.0%	10	10
6.25		10	1	1	1	0	0	0.0%	0.0%	10	10
12.5		10	1	1	1	0	0	0.0%	0.0%	10	10
25		10	1	1	1	0	0	0.0%	0.0%	10	10
50		10	1	1	1	0	0	0.0%	0.0%	10	10
100		10	1	1	1	0	0	0.0%	0.0%	10	10

7d Survival Rate Detail

C-%	Control Type	Rep 1	Rep 2	Rep 3	Rep 4	Rep 5	Rep 6	Rep 7	Rep 8	Rep 9	Rep 10
0	Negative Control	1	1	1	1	1	1	1	1	1	1
6.25		1	1	1	1	1	1	1	1	1	1
12.5		1	1	1	1	1	1	1	1	1	1
25		1	1	1	1	1	1	1	1	1	1
50		1	1	1	1	1	1	1	1	1	1
100		1	1	1	1	1	1	1	1	1	1

7d Survival Rate Binomials

C-%	Control Type	Rep 1	Rep 2	Rep 3	Rep 4	Rep 5	Rep 6	Rep 7	Rep 8	Rep 9	Rep 10
0	Negative Contro	1/1	1/1	1/1	1/1	1/1	1/1	1/1	1/1	1/1	1/1
6.25		1/1	1/1	1/1	1/1	1/1	1/1	1/1	1/1	1/1	1/1
12.5		1/1	1/1	1/1	1/1	1/1	1/1	1/1	1/1	1/1	1/1
25		1/1	1/1	1/1	1/1	1/1	1/1	1/1	1/1	1/1	1/1
50		1/1	1/1	1/1	1/1	1/1	1/1	1/1	1/1	1/1	1/1
100		1/1	1/1	1/1	1/1	1/1	1/1	1/1	1/1	1/1	1/1

Analysis ID:	10-5957-7791	**Endpoint:**	7d Survival Rate	**CETIS Version:**	CETISv1.8.6
Analyzed:	04 Jan-13 12:38	**Analysis:**	Linear Interpolation (ICPIN)	**Official Results:**	Yes

Ceriodaphnia 7-d Survival and Reproduction Test — **Aquatic Bioassay & Consulting Labs, Inc.**

Analysis ID:	16-3757-8492	**Endpoint:**	Reproduction	**CETIS Version:**	CETISv1.8.6
Analyzed:	04 Jan-13 12:38	**Analysis:**	Linear Interpolation (ICPIN)	**Official Results:**	Yes
Batch ID:	14-5428-5119	**Test Type:**	Reproduction-Survival (7d)	**Analyst:**	
Start Date:	20 Nov-12 16:01	**Protocol:**	EPA/821/R-02-013 (2002)	**Diluent:**	Laboratory Water
Ending Date:	27 Nov-12 15:00	**Species:**	Ceriodaphnia dubia	**Brine:**	Not Applicable
Duration:	6d 23h	**Source:**	Aquatic Biosystems, CO	**Age:**	
Sample ID:	08-4749-5000	**Code:**	VCF1112.257c	**Client:**	VCWPD
Sample Date:	17 Nov-12 07:35	**Material:**	Sample Water	**Project:**	2012/13-2 (Wet)
Receive Date:	17 Nov-12 12:16	**Source:**	Bioassay Report		
Sample Age:	80h	**Station:**	MO-VEN		

Linear Interpolation Options

X Transform	Y Transform	Seed	Resamples	Exp 95% CL	Method
Linear	Linear	2022343	280	Yes	Two-Point Interpolation

Test Acceptability Criteria

Attribute	Test Stat	TAC Limits	Overlap	Decision
Control Resp	19	15 - NL	Yes	Passes Acceptability Criteria

Point Estimates

Level	%	95% LCL	95% UCL	TU	95% LCL	95% UCL
IC5	>100	N/A	N/A	<1	NA	NA
IC10	>100	N/A	N/A	<1	NA	NA
IC15	>100	N/A	N/A	<1	NA	NA
IC20	>100	N/A	N/A	<1	NA	NA
IC25	>100	N/A	N/A	<1	NA	NA
IC40	>100	N/A	N/A	<1	NA	NA
IC50	>100	N/A	N/A	<1	NA	NA

Reproduction Summary

			Calculated Variate						
C-%	Control Type	Count	Mean	Min	Max	Std Err	Std Dev	CV%	%Effect
0	Negative Control	10	19	15	24	0.8563	2.708	14.25%	0.0%
6.25		10	16.7	7	27	2.29	7.243	43.37%	12.11%
12.5		10	19.6	10	28	1.733	5.481	27.97%	-3.16%
25		10	21.8	16	29	1.289	4.077	18.7%	-14.74%
50		10	20.8	15	25	1.123	3.553	17.08%	-9.47%
100		10	21.1	15	26	1.13	3.573	16.93%	-11.05%

Reproduction Detail

C-%	Control Type	Rep 1	Rep 2	Rep 3	Rep 4	Rep 5	Rep 6	Rep 7	Rep 8	Rep 9	Rep 10
0	Negative Control	24	20	18	20	21	17	18	15	21	16
6.25		18	7	23	8	27	12	18	27	15	12
12.5		28	20	27	16	21	19	10	19	14	22
25		16	29	19	19	23	19	21	26	26	20
50		25	20	22	21	16	25	24	15	22	18
100		20	15	23	19	19	26	21	18	25	25

Analysis ID:	16-3757-8492	**Endpoint:**	Reproduction	**CETIS Version:**	CETISv1.8.6
Analyzed:	04 Jan-13 12:38	**Analysis:**	Linear Interpolation (ICPIN)	**Official Results:**	Yes

CETIS Analytical Report

Ceriodaphnia 7-d Survival and Reproduction Test — Aquatic Bioassay & Consulting Labs, Inc.

Analysis ID:	05-1645-3526	**Endpoint:**	7d Survival Rate	**CETIS Version:**	CETISv1.8.6
Analyzed:	04 Jan-13 12:37	**Analysis:**	STP 2x2 Contingency Tables	**Official Results:**	Yes
Batch ID:	14-5428-5119	**Test Type:**	Reproduction-Survival (7d)	**Analyst:**	
Start Date:	20 Nov-12 16:01	**Protocol:**	EPA/821/R-02-013 (2002)	**Diluent:**	Laboratory Water
Ending Date:	27 Nov-12 15:00	**Species:**	Ceriodaphnia dubia	**Brine:**	Not Applicable
Duration:	6d 23h	**Source:**	Aquatic Biosystems, CO	**Age:**	
Sample ID:	08-4749-5000	**Code:**	VCF1112.257c	**Client:**	VCWPD
Sample Date:	17 Nov-12 07:35	**Material:**	Sample Water	**Project:**	2012/13-2 (Wet)
Receive Date:	17 Nov-12 12:16	**Source:**	Bioassay Report		
Sample Age:	80h	**Station:**	MO-VEN		

Data Transform	Zeta	Alt Hyp	Trials	Seed	NOEL	LOEL	TOEL	TU
Untransformed		C > T	NA	NA	100	>100	NA	1

Fisher Exact/Bonferroni-Holm Test

Control	vs	C-%	Test Stat	P-Value	P-Type	Decision(α:5%)
Negative Control		6.25	1	1.0000	Exact	Non-Significant Effect
		12.5	1	1.0000	Exact	Non-Significant Effect
		25	1	1.0000	Exact	Non-Significant Effect
		50	1	1.0000	Exact	Non-Significant Effect
		100	1	1.0000	Exact	Non-Significant Effect

Test Acceptability Criteria

Attribute	Test Stat	TAC Limits	Overlap	Decision
Control Resp	1	0.8 - NL	Yes	Passes Acceptability Criteria

Data Summary

C-%	Control Type	NR	R	NR + R	Prop NR	Prop R	%Effect
0	Negative Contr	10	0	10	1	0	0.0%
6.25		10	0	10	1	0	0.0%
12.5		10	0	10	1	0	0.0%
25		10	0	10	1	0	0.0%
50		10	0	10	1	0	0.0%
100		10	0	10	1	0	0.0%

7d Survival Rate Detail

C-%	Control Type	Rep 1	Rep 2	Rep 3	Rep 4	Rep 5	Rep 6	Rep 7	Rep 8	Rep 9	Rep 10
0	Negative Control	1	1	1	1	1	1	1	1	1	1
6.25		1	1	1	1	1	1	1	1	1	1
12.5		1	1	1	1	1	1	1	1	1	1
25		1	1	1	1	1	1	1	1	1	1
50		1	1	1	1	1	1	1	1	1	1
100		1	1	1	1	1	1	1	1	1	1

7d Survival Rate Binomials

C-%	Control Type	Rep 1	Rep 2	Rep 3	Rep 4	Rep 5	Rep 6	Rep 7	Rep 8	Rep 9	Rep 10
0	Negative Contro	1/1	1/1	1/1	1/1	1/1	1/1	1/1	1/1	1/1	1/1
6.25		1/1	1/1	1/1	1/1	1/1	1/1	1/1	1/1	1/1	1/1
12.5		1/1	1/1	1/1	1/1	1/1	1/1	1/1	1/1	1/1	1/1
25		1/1	1/1	1/1	1/1	1/1	1/1	1/1	1/1	1/1	1/1
50		1/1	1/1	1/1	1/1	1/1	1/1	1/1	1/1	1/1	1/1
100		1/1	1/1	1/1	1/1	1/1	1/1	1/1	1/1	1/1	1/1

Analysis ID:	05-1645-3526	**Endpoint:**	7d Survival Rate	**CETIS Version:**	CETISv1.8.6
Analyzed:	04 Jan-13 12:37	**Analysis:**	STP 2x2 Contingency Tables	**Official Results:**	Yes

Analysis ID:	05-1645-3526	**Endpoint:**	7d Survival Rate	**CETIS Version:**	CETISv1.8.6
Analyzed:	04 Jan-13 12:37	**Analysis:**	STP 2x2 Contingency Tables	**Official Results:**	Yes

Ceriodaphnia 7-d Survival and Reproduction Test — **Aquatic Bioassay & Consulting Labs, Inc.**

Batch ID:	14-5428-5119	**Test Type:**	Reproduction-Survival (7d)	**Analyst:**	
Start Date:	20 Nov-12 16:01	**Protocol:**	EPA/821/R-02-013 (2002)	**Diluent:**	Laboratory Water
Ending Date:	27 Nov-12 15:00	**Species:**	Ceriodaphnia dubia	**Brine:**	Not Applicable
Duration:	6d 23h	**Source:**	Aquatic Biosystems, CO	**Age:**	
Sample ID:	08-4749-5000	**Code:**	VCF1112.257c	**Client:**	VCWPD
Sample Date:	17 Nov-12 07:35	**Material:**	Sample Water	**Project:**	2012/13-2 (Wet)
Receive Date:	17 Nov-12 12:16	**Source:**	Bioassay Report		
Sample Age:	80h	**Station:**	MO-VEN		

Alkalinity (CaCO3)-mg/L

C-%	Control Type	Count	Mean	95% LCL	95% UCL	Min	Max	Std Err	Std Dev	CV%	QA Count
0	Negative Contr	8	60.63	60.19	61.06	60	61	0.183	0.5175	0.85%	0
100		8	53	53	53	53	53	0	0	0.0%	0
Overall		16	56.81			53	61				0 (0%)

Conductivity-µmhos

C-%	Control Type	Count	Mean	95% LCL	95% UCL	Min	Max	Std Err	Std Dev	CV%	QA Count
0	Negative Contr	8	347.1	343.8	350.4	344	356	1.394	3.944	1.14%	0
6.25		8	338.3	335.4	341.1	334	345	1.191	3.37	1.0%	0
12.5		8	334.1	332.9	335.3	333	337	0.5154	1.458	0.44%	0
25		8	332.1	331	333.3	331	335	0.4795	1.356	0.41%	0
50		8	327.9	326.6	329.2	325	329	0.5489	1.553	0.47%	0
100		8	320	317.7	322.3	316	325	0.982	2.777	0.87%	0
Overall		48	333.3			316	356				0 (0%)

Dissolved Oxygen-mg/L

C-%	Control Type	Count	Mean	95% LCL	95% UCL	Min	Max	Std Err	Std Dev	CV%	QA Count
0	Negative Contr	8	8.075	7.819	8.331	7.8	8.5	0.1081	0.3059	3.79%	0
6.25		8	7.788	7.201	8.374	6.3	8.6	0.2482	0.7019	9.01%	0
12.5		8	7.525	6.493	8.557	4.6	8.7	0.4366	1.235	16.41%	0
25		8	7.425	6.238	8.612	4	8.5	0.502	1.42	19.12%	0
50		8	7.3	6.176	8.424	4	8	0.4755	1.345	18.42%	0
100		8	6.988	5.843	8.132	4	8	0.4838	1.368	19.58%	0
Overall		48	7.517			4	8.7				0 (0%)

Hardness (CaCO3)-mg/L

C-%	Control Type	Count	Mean	95% LCL	95% UCL	Min	Max	Std Err	Std Dev	CV%	QA Count
0	Negative Contr	8	93.13	91.83	94.42	92	95	0.5489	1.553	1.67%	0
100		8	102	102	102	102	102	0	0	0.0%	0
Overall		16	97.56			92	102				0 (0%)

pH-Units

C-%	Control Type	Count	Mean	95% LCL	95% UCL	Min	Max	Std Err	Std Dev	CV%	QA Count
0	Negative Contr	8	7.913	7.883	7.942	7.9	8	0.01249	0.03533	0.45%	0
6.25		8	7.788	7.758	7.817	7.7	7.8	0.01251	0.03537	0.45%	0
12.5		8	7.763	7.7	7.825	7.6	7.8	0.02631	0.07441	0.96%	0
25		8	7.65	7.561	7.739	7.4	7.7	0.0378	0.1069	1.4%	0
50		8	7.538	7.412	7.663	7.3	7.7	0.05324	0.1506	2.0%	0
100		8	7.388	7.171	7.604	7.1	7.7	0.09149	0.2588	3.5%	0
Overall		48	7.673			7.1	8				0 (0%)

Ceriodaphnia 7-d Survival and Reproduction Test — Aquatic Bioassay & Consulting Labs, Inc.

Temperature-°C

C-%	Control Type	Count	Mean	95% LCL	95% UCL	Min	Max	Std Err	Std Dev	CV%	QA Count
0	Negative Contr	8	24.04	23.95	24.13	24	24.3	0.03751	0.1061	0.44%	0
6.25		8	24.13	23.83	24.42	24	25	0.125	0.3536	1.47%	0
12.5		8	24.09	23.91	24.26	24	24.6	0.07425	0.21	0.87%	0
25		8	24.04	23.98	24.1	24	24.2	0.02629	0.07436	0.31%	0
50		8	24.03	23.99	24.06	24	24.1	0.01634	0.04623	0.19%	0
100		8	24.08	23.96	24.19	24	24.4	0.04909	0.1389	0.58%	0
Overall		48	24.06			24	25				0 (0%)

Alkalinity (CaCO3)-mg/L

C-%	Control Type	1	2	3	4	5	6	7	8
0	Negative Contr	61	61	61	61	61	60	60	60
100		53	53	53	53	53	53	53	53

Conductivity-µmhos

C-%	Control Type	1	2	3	4	5	6	7	8
0	Negative Contr	344	344	348	345	347	348	345	356
6.25		345	334	335	338	337	339	338	340
12.5		334	333	333	333	335	335	337	333
25		331	331	332	332	332	333	335	331
50		326	325	328	329	329	328	329	329
100		316	317	320	320	320	320	322	325

Dissolved Oxygen-mg/L

C-%	Control Type	1	2	3	4	5	6	7	8
0	Negative Contr	8.4	8.5	8	7.8	7.8	7.9	7.8	8.4
6.25		8.5	8.6	7.9	7.8	7.7	7.9	7.6	6.3
12.5		8	8.7	8.1	7.8	7.7	7.8	7.5	4.6
25		8	8.5	8.1	7.9	7.7	7.8	7.4	4
50		7.5	8	8	7.8	7.7	7.8	7.6	4
100		6	7	8	7.7	7.7	7.8	7.7	4

Hardness (CaCO3)-mg/L

C-%	Control Type	1	2	3	4	5	6	7	8
0	Negative Contr	92	92	92	92	92	95	95	95
100		102	102	102	102	102	102	102	102

pH-Units

C-%	Control Type	1	2	3	4	5	6	7	8
0	Negative Contr	8	7.9	7.9	7.9	7.9	7.9	7.9	7.9
6.25		7.8	7.8	7.8	7.8	7.8	7.8	7.8	7.7
12.5		7.7	7.8	7.8	7.8	7.8	7.8	7.8	7.6
25		7.6	7.7	7.7	7.7	7.7	7.7	7.7	7.4
50		7.4	7.4	7.6	7.6	7.6	7.7	7.7	7.3
100		7.1	7.1	7.4	7.5	7.5	7.7	7.7	7.1

Temperature-°C

C-%	Control Type	1	2	3	4	5	6	7	8
0	Negative Contr	24	24.3	24	24	24	24	24	24
6.25		24	24	24	24	24	24	25	24
12.5		24	24	24.1	24	24	24	24.6	24
25		24	24	24.1	24	24	24	24.2	24
50		24.1	24	24.1	24	24	24	24	24
100		24.1	24	24.1	24	24	24	24.4	24

aquatic bioassay & consulting laboratories, inc

January 4th, 2013

Mr. Arne Anselm
Ventura County Watershed Protection District
800 South Victoria Ave
Ventura, CA 93009

Dear Mr. Anselm:

We are pleased to present the enclosed revised bioassay report. The test was conducted under guidelines prescribed in *Short-Term Methods for Estimating the Chronic Toxicity of Effluents and Receiving Waters to Freshwater Organisms", EPA-821-R-02-013.* Results were as follows:

CLIENT:	Ventura County Flood Control
SAMPLE I.D.:	MO-HUE [High Salinity]
DATE RECEIVED:	11/17/2012
ABC LAB. NO.:	VCF1112.259

CHRONIC CERIODAPHNIA SURVIVAL & REPRODUCTION BIOASSAY

SURVIVAL	NOEC =	50.00 %
	TUc =	2.00
	IC25 =	58.33 %
	IC50 =	72.22 %
REPRODUCTION	NOEC =	25.00 %
	TUc =	4.00
	IC25 =	41.93 %
	IC50 =	61.43 %

Yours very truly,

Scott Johnson
Laboratory Director

CETIS Summary Report

Ceriodaphnia 7-d Survival and Reproduction Test — **Aquatic Bioassay & Consulting Labs, Inc.**

Batch ID:	05-4086-2715	**Test Type:**	Reproduction-Survival (7d)	**Analyst:**	
Start Date:	20 Nov-12 16:02	**Protocol:**	EPA/821/R-02-013 (2002)	**Diluent:**	Laboratory Water
Ending Date:	27 Nov-12 15:00	**Species:**	Ceriodaphnia dubia	**Brine:**	Not Applicable
Duration:	6d 23h	**Source:**	Aquatic Biosystems, CO	**Age:**	
Sample ID:	15-6725-5041	**Code:**	VCF1112.259c	**Client:**	VCWPD
Sample Date:	17 Nov-12 10:30	**Material:**	Sample Water	**Project:**	2012/13-2 (Wet)
Receive Date:	17 Nov-12 12:42	**Source:**	Bioassay Report		
Sample Age:	78h	**Station:**	MO-HUE		

Batch Note: Salinity high at 6ppt in 100% sample.

Comparison Summary

Analysis ID	Endpoint	NOEL	LOEL	TOEL	PMSD	TU	Method
01-6013-4709	7d Survival Rate	50	100	70.71	NA	2	Fisher Exact/Bonferroni-Holm Test
05-7041-8591	Reproduction	25	50	35.36	26.4%	4	Dunnett Multiple Comparison Test

Point Estimate Summary

Analysis ID	Endpoint	Level	%	95% LCL	95% UCL	TU	Method
00-6258-0867	7d Survival Rate	EC5	37.5	29.17	52.5	2.667	Linear Interpolation (ICPIN)
		EC10	50	33.33	55	2	
		EC15	52.78	37.5	57.5	1.895	
		EC20	55.56	41.67	60	1.8	
		EC25	58.33	45.83	62.5	1.714	
		EC40	66.67	57.14	70	1.5	
		EC50	72.22	64.29	75	1.385	
04-9535-3756	Reproduction	IC5	26.08	14.74	29.49	3.834	Linear Interpolation (ICPIN)
		IC10	30.05	17.61	33.97	3.328	
		IC15	34.01	20.47	38.46	2.941	
		IC20	37.97	23.13	43.52	2.634	
		IC25	41.93	27.66	48.9	2.385	
		IC40	53.72	44.23	59.53	1.862	
		IC50	61.43	49.97	66.28	1.628	

Test Acceptability

Analysis ID	Endpoint	Attribute	Test Stat	TAC Limits	Overlap	Decision
00-6258-0867	7d Survival Rate	Control Resp	1	0.8 - NL	Yes	Passes Acceptability Criteria
01-6013-4709	7d Survival Rate	Control Resp	1	0.8 - NL	Yes	Passes Acceptability Criteria
04-9535-3756	Reproduction	Control Resp	15.7	15 - NL	Yes	Passes Acceptability Criteria
05-7041-8591	Reproduction	Control Resp	15.7	15 - NL	Yes	Passes Acceptability Criteria
05-7041-8591	Reproduction	PMSD	0.2637	0.13 - 0.47	Yes	Passes Acceptability Criteria

7d Survival Rate Summary

C-%	Control Type	Count	Mean	95% LCL	95% UCL	Min	Max	Std Err	Std Dev	CV%	%Effect
0	Negative Contro	10	1	1	1	1	1	0	0	0.0%	0.0%
6.25		10	1	1	1	1	1	0	0	0.0%	0.0%
12.5		10	1	1	1	1	1	0	0	0.0%	0.0%
25		10	1	1	1	1	1	0	0	0.0%	0.0%
50		10	0.9	0.6738	1	0	1	0.1	0.3162	35.14%	10.0%
100		10	0	0	0	0	0	0	0		100.0%

Reproduction Summary

C-%	Control Type	Count	Mean	95% LCL	95% UCL	Min	Max	Std Err	Std Dev	CV%	%Effect
0	Negative Contro	10	15.7	12.82	18.58	10	25	1.274	4.029	25.66%	0.0%
6.25		10	16.9	13.47	20.33	9	27	1.516	4.795	28.37%	-7.64%
12.5		10	19.7	18.01	21.39	15	22	0.7461	2.359	11.98%	-25.48%
25		10	16.8	12.73	20.87	10	27	1.8	5.692	33.88%	-7.01%
50		10	11.3	9.087	13.51	5	15	0.9781	3.093	27.37%	28.03%
100		10	0	0	0	0	0	0	0		100.0%

Ceriodaphnia 7-d Survival and Reproduction Test — Aquatic Bioassay & Consulting Labs, Inc.

7d Survival Rate Detail

C-%	Control Type	Rep 1	Rep 2	Rep 3	Rep 4	Rep 5	Rep 6	Rep 7	Rep 8	Rep 9	Rep 10
0	Negative Contro	1	1	1	1	1	1	1	1	1	1
6.25		1	1	1	1	1	1	1	1	1	1
12.5		1	1	1	1	1	1	1	1	1	1
25		1	1	1	1	1	1	1	1	1	1
50		1	1	1	1	1	1	0	1	1	1
100		0	0	0	0	0	0	0	0	0	0

Reproduction Detail

C-%	Control Type	Rep 1	Rep 2	Rep 3	Rep 4	Rep 5	Rep 6	Rep 7	Rep 8	Rep 9	Rep 10
0	Negative Contro	14	10	17	15	15	13	19	15	25	14
6.25		17	9	17	21	18	27	16	13	14	17
12.5		22	19	22	18	19	20	22	22	18	15
25		27	16	23	20	20	17	11	13	10	11
50		15	12	14	11	9	11	5	12	9	15
100		0	0	0	0	0	0	0	0	0	0

7d Survival Rate Binomials

C-%	Control Type	Rep 1	Rep 2	Rep 3	Rep 4	Rep 5	Rep 6	Rep 7	Rep 8	Rep 9	Rep 10
0	Negative Contro	1/1	1/1	1/1	1/1	1/1	1/1	1/1	1/1	1/1	1/1
6.25		1/1	1/1	1/1	1/1	1/1	1/1	1/1	1/1	1/1	1/1
12.5		1/1	1/1	1/1	1/1	1/1	1/1	1/1	1/1	1/1	1/1
25		1/1	1/1	1/1	1/1	1/1	1/1	1/1	1/1	1/1	1/1
50		1/1	1/1	1/1	1/1	1/1	1/1	0/1	1/1	1/1	1/1
100		0/1	0/1	0/1	0/1	0/1	0/1	0/1	0/1	0/1	0/1

CETIS Analytical Report

Ceriodaphnia 7-d Survival and Reproduction Test — **Aquatic Bioassay & Consulting Labs, Inc.**

Analysis ID:	05-7041-8591	**Endpoint:**	Reproduction	**CETIS Version:**	CETISv1.8.6
Analyzed:	04 Jan-13 11:25	**Analysis:**	Parametric-Control vs Treatments	**Official Results:**	Yes
Batch ID:	05-4086-2715	**Test Type:**	Reproduction-Survival (7d)	**Analyst:**	
Start Date:	20 Nov-12 16:02	**Protocol:**	EPA/821/R-02-013 (2002)	**Diluent:**	Laboratory Water
Ending Date:	27 Nov-12 15:00	**Species:**	Ceriodaphnia dubia	**Brine:**	Not Applicable
Duration:	6d 23h	**Source:**	Aquatic Biosystems, CO	**Age:**	
Sample ID:	15-6725-5041	**Code:**	VCF1112.259c	**Client:**	VCWPD
Sample Date:	17 Nov-12 10:30	**Material:**	Sample Water	**Project:**	2012/13-2 (Wet)
Receive Date:	17 Nov-12 12:42	**Source:**	Bioassay Report		
Sample Age:	78h	**Station:**	MO-HUE		

Batch Note: Salinity high at 6ppt in 100% sample.

Data Transform	Zeta	Alt Hyp	Trials	Seed	PMSD	NOEL	LOEL	TOEL	TU
Untransformed	NA	C > T	NA	NA	26.4%	25	50	35.36	4

Dunnett Multiple Comparison Test

Control	vs	C-%	Test Stat	Critical	MSD	DF	P-Value	P-Type	Decision(α:5%)
Negative Control		6.25	-0.6442	2.222	4.14	18	0.9444	CDF	Non-Significant Effect
		12.5	-2.147	2.222	4.14	18	0.9995	CDF	Non-Significant Effect
		25	-0.5905	2.222	4.14	18	0.9371	CDF	Non-Significant Effect
		50*	2.362	2.222	4.14	18	0.0369	CDF	Significant Effect

Test Acceptability Criteria

Attribute	Test Stat	TAC Limits	Overlap	Decision
Control Resp	15.7	15 - NL	Yes	Passes Acceptability Criteria
PMSD	0.2637	0.13 - 0.47	Yes	Passes Acceptability Criteria

ANOVA Table

Source	Sum Squares	Mean Square	DF	F Stat	P-Value	Decision(α:5%)
Between	372.88	93.22	4	5.373	0.0013	Significant Effect
Error	780.8	17.35111	45			
Total	1153.68		49			

Distributional Tests

Attribute	Test	Test Stat	Critical	P-Value	Decision(α:1%)
Variances	Bartlett Equality of Variance	7.695	13.28	0.1034	Equal Variances
Variances	Mod Levene Equality of Variance	1.524	3.767	0.2113	Equal Variances
Variances	Levene Equality of Variance	1.585	3.767	0.1947	Equal Variances
Distribution	Shapiro-Wilk W Normality	0.9589	0.9367	0.0801	Normal Distribution
Distribution	Kolmogorov-Smirnov D	0.0904	0.1453	0.3650	Normal Distribution
Distribution	D'Agostino Skewness	1.543	2.576	0.1229	Normal Distribution
Distribution	D'Agostino Kurtosis	1.194	2.576	0.2325	Normal Distribution
Distribution	D'Agostino-Pearson K2 Omnibus	3.805	9.21	0.1492	Normal Distribution
Distribution	Anderson-Darling A2 Normality	0.6536	3.878	0.0884	Normal Distribution

Reproduction Summary

C-%	Control Type	Count	Mean	95% LCL	95% UCL	Median	Min	Max	Std Err	CV%	%Effect
0	Negative Control	10	15.7	12.82	18.58	15	10	25	1.274	25.66%	0.0%
6.25		10	16.9	13.47	20.33	17	9	27	1.516	28.37%	-7.64%
12.5		10	19.7	18.01	21.39	19.5	15	22	0.7461	11.98%	-25.48%
25		10	16.8	12.73	20.87	16.5	10	27	1.8	33.88%	-7.01%
50		10	11.3	9.087	13.51	11.5	5	15	0.9781	27.37%	28.03%
100		10	0	0	0	0	0	0	0		100.0%

Ceriodaphnia 7-d Survival and Reproduction Test — **Aquatic Bioassay & Consulting Labs, Inc.**

Analysis ID: 05-7041-8591 **Endpoint:** Reproduction **CETIS Version:** CETISv1.8.6
Analyzed: 04 Jan-13 11:25 **Analysis:** Parametric-Control vs Treatments **Official Results:** Yes

Reproduction Detail

C-%	Control Type	Rep 1	Rep 2	Rep 3	Rep 4	Rep 5	Rep 6	Rep 7	Rep 8	Rep 9	Rep 10
0	Negative Control	14	10	17	15	15	13	19	15	25	14
6.25		17	9	17	21	18	27	16	13	14	17
12.5		22	19	22	18	19	20	22	22	18	15
25		27	16	23	20	20	17	11	13	10	11
50		15	12	14	11	9	11	5	12	9	15
100		0	0	0	0	0	0	0	0	0	0

CETIS Analytical Report

Ceriodaphnia 7-d Survival and Reproduction Test — **Aquatic Bioassay & Consulting Labs, Inc.**

Analysis ID:	00-6258-0867	**Endpoint:**	7d Survival Rate	**CETIS Version:**	CETISv1.8.6
Analyzed:	04 Jan-13 11:25	**Analysis:**	Linear Interpolation (ICPIN)	**Official Results:**	Yes
Batch ID:	05-4086-2715	**Test Type:**	Reproduction-Survival (7d)	**Analyst:**	
Start Date:	20 Nov-12 16:02	**Protocol:**	EPA/821/R-02-013 (2002)	**Diluent:**	Laboratory Water
Ending Date:	27 Nov-12 15:00	**Species:**	Ceriodaphnia dubia	**Brine:**	Not Applicable
Duration:	6d 23h	**Source:**	Aquatic Biosystems, CO	**Age:**	
Sample ID:	15-6725-5041	**Code:**	VCF1112.259c	**Client:**	VCWPD
Sample Date:	17 Nov-12 10:30	**Material:**	Sample Water	**Project:**	2012/13-2 (Wet)
Receive Date:	17 Nov-12 12:42	**Source:**	Bioassay Report		
Sample Age:	78h	**Station:**	MO-HUE		

Batch Note: Salinity high at 6ppt in 100% sample.

Linear Interpolation Options

X Transform	Y Transform	Seed	Resamples	Exp 95% CL	Method
Linear	Linear	0	280	Yes	Two-Point Interpolation

Test Acceptability Criteria

Attribute	Test Stat	TAC Limits	Overlap	Decision
Control Resp	1	0.8 - NL	Yes	Passes Acceptability Criteria

Point Estimates

Level	%	95% LCL	95% UCL	TU	95% LCL	95% UCL
EC5	37.5	29.17	52.5	2.667	1.905	3.429
EC10	50	33.33	55	2	1.818	3
EC15	52.78	37.5	57.5	1.895	1.739	2.667
EC20	55.56	41.67	60	1.8	1.667	2.4
EC25	58.33	45.83	62.5	1.714	1.6	2.182
EC40	66.67	57.14	70	1.5	1.429	1.75
EC50	72.22	64.29	75	1.385	1.333	1.556

7d Survival Rate Summary

			Calculated Variate(A/B)								
C-%	Control Type	Count	Mean	Min	Max	Std Err	Std Dev	CV%	%Effect	A	B
0	Negative Control	10	1	1	1	0	0	0.0%	0.0%	10	10
6.25		10	1	1	1	0	0	0.0%	0.0%	10	10
12.5		10	1	1	1	0	0	0.0%	0.0%	10	10
25		10	1	1	1	0	0	0.0%	0.0%	10	10
50		10	0.9	0	1	0.1	0.3162	35.14%	10.0%	9	10
100		10	0	0	0	0	0		100.0%	0	10

7d Survival Rate Detail

C-%	Control Type	Rep 1	Rep 2	Rep 3	Rep 4	Rep 5	Rep 6	Rep 7	Rep 8	Rep 9	Rep 10
0	Negative Control	1	1	1	1	1	1	1	1	1	1
6.25		1	1	1	1	1	1	1	1	1	1
12.5		1	1	1	1	1	1	1	1	1	1
25		1	1	1	1	1	1	1	1	1	1
50		1	1	1	1	1	1	0	1	1	1
100		0	0	0	0	0	0	0	0	0	0

7d Survival Rate Binomials

C-%	Control Type	Rep 1	Rep 2	Rep 3	Rep 4	Rep 5	Rep 6	Rep 7	Rep 8	Rep 9	Rep 10
0	Negative Contro	1/1	1/1	1/1	1/1	1/1	1/1	1/1	1/1	1/1	1/1
6.25		1/1	1/1	1/1	1/1	1/1	1/1	1/1	1/1	1/1	1/1
12.5		1/1	1/1	1/1	1/1	1/1	1/1	1/1	1/1	1/1	1/1
25		1/1	1/1	1/1	1/1	1/1	1/1	1/1	1/1	1/1	1/1
50		1/1	1/1	1/1	1/1	1/1	1/1	0/1	1/1	1/1	1/1
100		0/1	0/1	0/1	0/1	0/1	0/1	0/1	0/1	0/1	0/1

Analysis ID:	00-6258-0867	**Endpoint:**	7d Survival Rate	**CETIS Version:**	CETISv1.8.6
Analyzed:	04 Jan-13 11:25	**Analysis:**	Linear Interpolation (ICPIN)	**Official Results:**	Yes

Ceriodaphnia 7-d Survival and Reproduction Test — **Aquatic Bioassay & Consulting Labs, Inc.**

Analysis ID:	04-9535-3756	**Endpoint:**	Reproduction	**CETIS Version:**	CETISv1.8.6
Analyzed:	04 Jan-13 11:25	**Analysis:**	Linear Interpolation (ICPIN)	**Official Results:**	Yes
Batch ID:	05-4086-2715	**Test Type:**	Reproduction-Survival (7d)	**Analyst:**	
Start Date:	20 Nov-12 16:02	**Protocol:**	EPA/821/R-02-013 (2002)	**Diluent:**	Laboratory Water
Ending Date:	27 Nov-12 15:00	**Species:**	Ceriodaphnia dubia	**Brine:**	Not Applicable
Duration:	6d 23h	**Source:**	Aquatic Biosystems, CO	**Age:**	
Sample ID:	15-6725-5041	**Code:**	VCF1112.259c	**Client:**	VCWPD
Sample Date:	17 Nov-12 10:30	**Material:**	Sample Water	**Project:**	2012/13-2 (Wet)
Receive Date:	17 Nov-12 12:42	**Source:**	Bioassay Report		
Sample Age:	78h	**Station:**	MO-HUE		

Batch Note: Salinity high at 6ppt in 100% sample.

Linear Interpolation Options

X Transform	Y Transform	Seed	Resamples	Exp 95% CL	Method
Linear	Linear	1444264	280	Yes	Two-Point Interpolation

Test Acceptability Criteria

Attribute	Test Stat	TAC Limits	Overlap	Decision
Control Resp	15.7	15 - NL	Yes	Passes Acceptability Criteria

Point Estimates

Level	%	95% LCL	95% UCL	TU	95% LCL	95% UCL
IC5	26.08	14.74	29.49	3.834	3.391	6.786
IC10	30.05	17.61	33.97	3.328	2.943	5.679
IC15	34.01	20.47	38.46	2.941	2.6	4.885
IC20	37.97	23.13	43.52	2.634	2.298	4.323
IC25	41.93	27.66	48.9	2.385	2.045	3.616
IC40	53.72	44.23	59.53	1.862	1.68	2.261
IC50	61.43	49.97	66.28	1.628	1.509	2.001

Reproduction Summary

			Calculated Variate						
C-%	Control Type	Count	Mean	Min	Max	Std Err	Std Dev	CV%	%Effect
0	Negative Control	10	15.7	10	25	1.274	4.029	25.66%	0.0%
6.25		10	16.9	9	27	1.516	4.795	28.37%	-7.64%
12.5		10	19.7	15	22	0.7461	2.359	11.98%	-25.48%
25		10	16.8	10	27	1.8	5.692	33.88%	-7.01%
50		10	11.3	5	15	0.9781	3.093	27.37%	28.03%
100		10	0	0	0	0	0		100.0%

Reproduction Detail

C-%	Control Type	Rep 1	Rep 2	Rep 3	Rep 4	Rep 5	Rep 6	Rep 7	Rep 8	Rep 9	Rep 10
0	Negative Control	14	10	17	15	15	13	19	15	25	14
6.25		17	9	17	21	18	27	16	13	14	17
12.5		22	19	22	18	19	20	22	22	18	15
25		27	16	23	20	20	17	11	13	10	11
50		15	12	14	11	9	11	5	12	9	15
100		0	0	0	0	0	0	0	0	0	0

Analysis ID:	04-9535-3756	**Endpoint:**	Reproduction	**CETIS Version:**	CETISv1.8.6
Analyzed:	04 Jan-13 11:25	**Analysis:**	Linear Interpolation (ICPIN)	**Official Results:**	Yes

CETIS Analytical Report

Ceriodaphnia 7-d Survival and Reproduction Test — Aquatic Bioassay & Consulting Labs, Inc.

Analysis ID:	01-6013-4709	**Endpoint:**	7d Survival Rate	**CETIS Version:**	CETISv1.8.6
Analyzed:	04 Jan-13 11:24	**Analysis:**	STP 2x2 Contingency Tables	**Official Results:**	Yes
Batch ID:	05-4086-2715	**Test Type:**	Reproduction-Survival (7d)	**Analyst:**	
Start Date:	20 Nov-12 16:02	**Protocol:**	EPA/821/R-02-013 (2002)	**Diluent:**	Laboratory Water
Ending Date:	27 Nov-12 15:00	**Species:**	Ceriodaphnia dubia	**Brine:**	Not Applicable
Duration:	6d 23h	**Source:**	Aquatic Biosystems, CO	**Age:**	
Sample ID:	15-6725-5041	**Code:**	VCF1112.259c	**Client:**	VCWPD
Sample Date:	17 Nov-12 10:30	**Material:**	Sample Water	**Project:**	2012/13-2 (Wet)
Receive Date:	17 Nov-12 12:42	**Source:**	Bioassay Report		
Sample Age:	78h	**Station:**	MO-HUE		

Batch Note: Salinity high at 6ppt in 100% sample.

Data Transform	Zeta	Alt Hyp	Trials	Seed	NOEL	LOEL	TOEL	TU
Untransformed		C > T	NA	NA	50	100	70.71	2

Fisher Exact/Bonferroni-Holm Test

Control	vs	C-%	Test Stat	P-Value	P-Type	Decision(α:5%)
Negative Control		6.25	1	1.0000	Exact	Non-Significant Effect
		12.5	1	1.0000	Exact	Non-Significant Effect
		25	1	1.0000	Exact	Non-Significant Effect
		50	0.5	1.0000	Exact	Non-Significant Effect
		100	5.41E-06	<0.0001	Exact	Significant Effect

Test Acceptability Criteria

Attribute	Test Stat	TAC Limits	Overlap	Decision
Control Resp	1	0.8 - NL	Yes	Passes Acceptability Criteria

Data Summary

C-%	Control Type	NR	R	NR + R	Prop NR	Prop R	%Effect
0	Negative Contr	10	0	10	1	0	0.0%
6.25		10	0	10	1	0	0.0%
12.5		10	0	10	1	0	0.0%
25		10	0	10	1	0	0.0%
50		9	1	10	0.9	0.1	10.0%
100		0	10	10	0	1	100.0%

7d Survival Rate Detail

C-%	Control Type	Rep 1	Rep 2	Rep 3	Rep 4	Rep 5	Rep 6	Rep 7	Rep 8	Rep 9	Rep 10
0	Negative Control	1	1	1	1	1	1	1	1	1	1
6.25		1	1	1	1	1	1	1	1	1	1
12.5		1	1	1	1	1	1	1	1	1	1
25		1	1	1	1	1	1	1	1	1	1
50		1	1	1	1	1	1	0	1	1	1
100		0	0	0	0	0	0	0	0	0	0

7d Survival Rate Binomials

C-%	Control Type	Rep 1	Rep 2	Rep 3	Rep 4	Rep 5	Rep 6	Rep 7	Rep 8	Rep 9	Rep 10
0	Negative Contro	1/1	1/1	1/1	1/1	1/1	1/1	1/1	1/1	1/1	1/1
6.25		1/1	1/1	1/1	1/1	1/1	1/1	1/1	1/1	1/1	1/1
12.5		1/1	1/1	1/1	1/1	1/1	1/1	1/1	1/1	1/1	1/1
25		1/1	1/1	1/1	1/1	1/1	1/1	1/1	1/1	1/1	1/1
50		1/1	1/1	1/1	1/1	1/1	1/1	0/1	1/1	1/1	1/1
100		0/1	0/1	0/1	0/1	0/1	0/1	0/1	0/1	0/1	0/1

Analysis ID:	01-6013-4709	**Endpoint:**	7d Survival Rate	**CETIS Version:**	CETISv1.8.6
Analyzed:	04 Jan-13 11:24	**Analysis:**	STP 2x2 Contingency Tables	**Official Results:**	Yes

Analysis ID:	01-6013-4709	**Endpoint:**	7d Survival Rate	**CETIS Version:**	CETISv1.8.6
Analyzed:	04 Jan-13 11:24	**Analysis:**	STP 2x2 Contingency Tables	**Official Results:**	Yes

Ceriodaphnia 7-d Survival and Reproduction Test — **Aquatic Bioassay & Consulting Labs, Inc.**

Batch ID:	05-4086-2715	**Test Type:**	Reproduction-Survival (7d)	**Analyst:**	
Start Date:	20 Nov-12 16:02	**Protocol:**	EPA/821/R-02-013 (2002)	**Diluent:**	Laboratory Water
Ending Date:	27 Nov-12 15:00	**Species:**	Ceriodaphnia dubia	**Brine:**	Not Applicable
Duration:	6d 23h	**Source:**	Aquatic Biosystems, CO	**Age:**	
Sample ID:	15-6725-5041	**Code:**	VCF1112.259c	**Client:**	VCWPD
Sample Date:	17 Nov-12 10:30	**Material:**	Sample Water	**Project:**	2012/13-2 (Wet)
Receive Date:	17 Nov-12 12:42	**Source:**	Bioassay Report		
Sample Age:	78h	**Station:**	MO-HUE		

Batch Note: Salinity high at 6ppt in 100% sample.

Alkalinity (CaCO3)-mg/L

C-%	Control Type	Count	Mean	95% LCL	95% UCL	Min	Max	Std Err	Std Dev	CV%	QA Count
0	Negative Contr	8	60.63	60.19	61.06	60	61	0.183	0.5175	0.85%	0
100		8	266	266	266	266	266	0	0	0.0%	0
Overall		16	163.3			60	266				0 (0%)

Conductivity-µmhos

C-%	Control Type	Count	Mean	95% LCL	95% UCL	Min	Max	Std Err	Std Dev	CV%	QA Count
0	Negative Contr	8	347.1	343.8	350.4	344	356	1.394	3.944	1.14%	0
6.25		8	865.4	840.7	890	852	938	10.43	29.51	3.41%	0
12.5		8	1455	1399	1511	1416	1618	23.62	66.82	4.59%	0
25		8	2532	2456	2608	2433	2685	32.14	90.91	3.59%	0
50		8	4854	4816	4891	4811	4959	15.7	44.4	0.91%	0
100		3	8952	8906	8998	8936	8972	10.58	18.33	0.2%	0
Overall		43	3167			344	8972				0 (0%)

Dissolved Oxygen-mg/L

C-%	Control Type	Count	Mean	95% LCL	95% UCL	Min	Max	Std Err	Std Dev	CV%	QA Count
0	Negative Contr	8	8.075	7.819	8.331	7.8	8.5	0.1081	0.3059	3.79%	0
6.25		8	7.663	6.858	8.467	5.4	8.5	0.3401	0.962	12.56%	0
12.5		8	7.563	6.411	8.714	4.2	8.4	0.4869	1.377	18.21%	0
25		8	7.425	6.241	8.609	4	8.4	0.5006	1.416	19.07%	0
50		8	7.338	6.203	8.472	4	8.1	0.4799	1.357	18.5%	0
100		2	7.25	4.073	10.43	7	7.5	0.25	0.3536	4.88%	0
Overall		42	7.552			4	8.5				0 (0%)

Hardness (CaCO3)-mg/L

C-%	Control Type	Count	Mean	95% LCL	95% UCL	Min	Max	Std Err	Std Dev	CV%	QA Count
0	Negative Contr	8	93.13	91.83	94.42	92	95	0.5489	1.553	1.67%	0
100		8	1180	1180	1180	1180	1180	0	0	0.0%	0
Overall		16	636.6			92	1180				0 (0%)

pH-Units

C-%	Control Type	Count	Mean	95% LCL	95% UCL	Min	Max	Std Err	Std Dev	CV%	QA Count
0	Negative Contr	8	7.913	7.883	7.942	7.9	8	0.01249	0.03533	0.45%	0
6.25		8	7.8	7.666	7.934	7.5	7.9	0.05669	0.1604	2.06%	0
12.5		8	7.75	7.661	7.839	7.5	7.8	0.0378	0.1069	1.38%	0
25		8	7.713	7.659	7.766	7.6	7.8	0.02266	0.06409	0.83%	0
50		8	7.713	7.683	7.742	7.7	7.8	0.0125	0.03536	0.46%	0
100		2	7.6	7.594	7.606	7.6	7.6	0	0	0.0%	0
Overall		42	7.748			7.5	8				0 (0%)

Ceriodaphnia 7-d Survival and Reproduction Test — Aquatic Bioassay & Consulting Labs, Inc.

Temperature-°C

C-%	Control Type	Count	Mean	95% LCL	95% UCL	Min	Max	Std Err	Std Dev	CV%	QA Count
0	Negative Contr	8	24.04	23.95	24.13	24	24.3	0.03751	0.1061	0.44%	0
6.25		8	24.05	24.01	24.09	24	24.1	0.01886	0.05334	0.22%	0
12.5		8	24.08	24	24.15	24	24.2	0.03131	0.08857	0.37%	0
25		8	24.06	23.97	24.15	24	24.3	0.0375	0.1061	0.44%	0
50		8	24.05	23.99	24.11	24	24.2	0.0267	0.07553	0.31%	0
100		3	24.03	23.89	24.18	24	24.1	0.03328	0.05764	0.24%	0
Overall		43	24.05			24	24.3				0 (0%)

Alkalinity (CaCO3)-mg/L

C-%	Control Type	1	2	3	4	5	6	7	8
0	Negative Contr	61	61	61	61	61	60	60	60
100		266	266	266	266	266	266	266	266

Conductivity-µmhos

C-%	Control Type	1	2	3	4	5	6	7	8
0	Negative Contr	344	344	348	345	347	348	345	356
6.25		860	859	852	855	852	855	852	938
12.5		1416	1444	1445	1442	1427	1422	1425	1618
25		2552	2594	2580	2538	2439	2435	2433	2685
50		4811	4851	4836	4847	4847	4842	4835	4959
100		8972	8936	8948					

Dissolved Oxygen-mg/L

C-%	Control Type	1	2	3	4	5	6	7	8
0	Negative Contr	8.4	8.5	8	7.8	7.8	7.9	7.8	8.4
6.25		8.4	8.5	7.9	7.8	7.7	7.8	7.8	5.4
12.5		8.4	8.4	7.9	7.9	7.9	7.9	7.9	4.2
25		8.4	8.3	8	7.7	7.6	7.7	7.7	4
50		8.1	7.9	7.9	7.8	7.6	7.7	7.7	4
100		7.5	7						

Hardness (CaCO3)-mg/L

C-%	Control Type	1	2	3	4	5	6	7	8
0	Negative Contr	92	92	92	92	92	95	95	95
100		1180	1180	1180	1180	1180	1180	1180	1180

pH-Units

C-%	Control Type	1	2	3	4	5	6	7	8
0	Negative Contr	8	7.9	7.9	7.9	7.9	7.9	7.9	7.9
6.25		7.6	7.8	7.9	7.9	7.9	7.9	7.9	7.5
12.5		7.7	7.8	7.8	7.8	7.8	7.8	7.8	7.5
25		7.7	7.8	7.7	7.7	7.7	7.7	7.8	7.6
50		7.7	7.7	7.7	7.7	7.7	7.7	7.8	7.7
100		7.6	7.6						

Temperature-°C

C-%	Control Type	1	2	3	4	5	6	7	8
0	Negative Contr	24	24.3	24	24	24	24	24	24
6.25		24.1	24.1	24.1	24	24	24	24.1	24
12.5		24.2	24	24.1	24	24.1	24	24.2	24
25		24.3	24	24.1	24	24.1	24	24	24
50		24.2	24	24.1	24	24.1	24	24	24
100		24.1	24	24					

aquatic bioassay & consulting laboratories, inc

January 4th, 2013

Mr. Arne Anselm
Ventura County Watershed Protection District
800 South Victoria Ave
Ventura, CA 93009

Dear Mr. Anselm:

We are pleased to present the enclosed revised bioassay report. The test was conducted under guidelines prescribed in *Short-Term Methods for Estimating the Chronic Toxicity of Effluents and Receiving Waters to Freshwater Organisms" EPA-821-R-02-013.* Results were as follows:

CLIENT:	Ventura County Flood Control
SAMPLE I.D.:	MO-THO
DATE RECEIVED:	11/17/2012
ABC LAB. NO.:	VCF1112.262

CHRONIC CERIODAPHNIA SURVIVAL & REPRODUCTION BIOASSAY

SURVIVAL	NOEC =	100.00 %
	TUc =	1.00
	IC25 =	>100.00 %
	IC50 =	>100.00 %
REPRODUCTION	NOEC =	100.00 %
	TUc =	1.00
	IC25 =	>100.00 %
	IC50 =	>100.00 %

Yours very truly,

Scott Johnson
Laboratory Director

CETIS Summary Report

Ceriodaphnia 7-d Survival and Reproduction Test — Aquatic Bioassay & Consulting Labs, Inc.

Batch ID:	16-7391-8123	**Test Type:**	Reproduction-Survival (7d)	**Analyst:**	
Start Date:	20 Nov-12 16:03	**Protocol:**	EPA/821/R-02-013 (2002)	**Diluent:**	Laboratory Water
Ending Date:	27 Nov-12 15:00	**Species:**	Ceriodaphnia dubia	**Brine:**	Not Applicable
Duration:	6d 23h	**Source:**	Aquatic Biosystems, CO	**Age:**	
Sample ID:	19-4823-4085	**Code:**	VCF1112.262c	**Client:**	VCWPD
Sample Date:	17 Nov-12 12:45	**Material:**	Sample Water	**Project:**	2012/13-2 (Wet)
Receive Date:	17 Nov-12 14:20	**Source:**	Bioassay Report		
Sample Age:	75h	**Station:**	MO-THO		

Comparison Summary

Analysis ID	Endpoint	NOEL	LOEL	TOEL	PMSD	TU	Method
07-0253-1021	7d Survival Rate	100	>100	NA	NA	1	Fisher Exact/Bonferroni-Holm Test
16-1909-5640	Reproduction	100	>100	NA	29.5%	1	Dunnett Multiple Comparison Test

Point Estimate Summary

Analysis ID	Endpoint	Level	%	95% LCL	95% UCL	TU	Method
18-7316-6045	7d Survival Rate	EC5	75	58.33	N/A	1.333	Linear Interpolation (ICPIN)
		EC10	100	66.67	N/A	1	
		EC15	>100	N/A	N/A	<1	
		EC20	>100	N/A	N/A	<1	
		EC25	>100	N/A	N/A	<1	
		EC40	>100	N/A	N/A	<1	
		EC50	>100	N/A	N/A	<1	
00-5401-1158	Reproduction	IC5	>100	N/A	N/A	<1	Linear Interpolation (ICPIN)
		IC10	>100	N/A	N/A	<1	
		IC15	>100	N/A	N/A	<1	
		IC20	>100	N/A	N/A	<1	
		IC25	>100	N/A	N/A	<1	
		IC40	>100	N/A	N/A	<1	
		IC50	>100	N/A	N/A	<1	

Test Acceptability

Analysis ID	Endpoint	Attribute	Test Stat	TAC Limits	Overlap	Decision
07-0253-1021	7d Survival Rate	Control Resp	1	0.8 - NL	Yes	Passes Acceptability Criteria
18-7316-6045	7d Survival Rate	Control Resp	1	0.8 - NL	Yes	Passes Acceptability Criteria
00-5401-1158	Reproduction	Control Resp	18.1	15 - NL	Yes	Passes Acceptability Criteria
16-1909-5640	Reproduction	Control Resp	18.1	15 - NL	Yes	Passes Acceptability Criteria
16-1909-5640	Reproduction	PMSD	0.295	0.13 - 0.47	Yes	Passes Acceptability Criteria

7d Survival Rate Summary

C-%	Control Type	Count	Mean	95% LCL	95% UCL	Min	Max	Std Err	Std Dev	CV%	%Effect
0	Negative Contro	10	1	1	1	1	1	0	0	0.0%	0.0%
6.25		10	1	1	1	1	1	0	0	0.0%	0.0%
12.5		10	1	1	1	1	1	0	0	0.0%	0.0%
25		10	1	1	1	1	1	0	0	0.0%	0.0%
50		10	1	1	1	1	1	0	0	0.0%	0.0%
100		10	0.9	0.6738	1	0	1	0.1	0.3162	35.14%	10.0%

Reproduction Summary

C-%	Control Type	Count	Mean	95% LCL	95% UCL	Min	Max	Std Err	Std Dev	CV%	%Effect
0	Negative Contro	10	18.1	14.19	22.01	7	24	1.729	5.466	30.2%	0.0%
6.25		10	15.5	10.74	20.26	4	26	2.104	6.654	42.93%	14.36%
12.5		10	19.6	16.17	23.03	12	29	1.514	4.789	24.43%	-8.29%
25		10	16.4	14.32	18.48	10	21	0.9214	2.914	17.77%	9.39%
50		10	23.1	20.13	26.07	15	28	1.312	4.149	17.96%	-27.62%
100		10	20	15.45	24.55	3	25	2.011	6.36	31.8%	-10.5%

Ceriodaphnia 7-d Survival and Reproduction Test — Aquatic Bioassay & Consulting Labs, Inc.

7d Survival Rate Detail

C-%	Control Type	Rep 1	Rep 2	Rep 3	Rep 4	Rep 5	Rep 6	Rep 7	Rep 8	Rep 9	Rep 10
0	Negative Contro	1	1	1	1	1	1	1	1	1	1
6.25		1	1	1	1	1	1	1	1	1	1
12.5		1	1	1	1	1	1	1	1	1	1
25		1	1	1	1	1	1	1	1	1	1
50		1	1	1	1	1	1	1	1	1	1
100		0	1	1	1	1	1	1	1	1	1

Reproduction Detail

C-%	Control Type	Rep 1	Rep 2	Rep 3	Rep 4	Rep 5	Rep 6	Rep 7	Rep 8	Rep 9	Rep 10
0	Negative Contro	24	21	14	16	7	21	21	24	13	20
6.25		11	18	15	4	16	25	13	10	26	17
12.5		24	18	18	18	29	19	23	20	12	15
25		15	15	18	10	18	17	17	15	18	21
50		26	27	23	20	23	19	27	15	28	23
100		3	23	21	17	23	23	20	23	25	22

7d Survival Rate Binomials

C-%	Control Type	Rep 1	Rep 2	Rep 3	Rep 4	Rep 5	Rep 6	Rep 7	Rep 8	Rep 9	Rep 10
0	Negative Contro	1/1	1/1	1/1	1/1	1/1	1/1	1/1	1/1	1/1	1/1
6.25		1/1	1/1	1/1	1/1	1/1	1/1	1/1	1/1	1/1	1/1
12.5		1/1	1/1	1/1	1/1	1/1	1/1	1/1	1/1	1/1	1/1
25		1/1	1/1	1/1	1/1	1/1	1/1	1/1	1/1	1/1	1/1
50		1/1	1/1	1/1	1/1	1/1	1/1	1/1	1/1	1/1	1/1
100		0/1	1/1	1/1	1/1	1/1	1/1	1/1	1/1	1/1	1/1

CETIS Analytical Report

Ceriodaphnia 7-d Survival and Reproduction Test — **Aquatic Bioassay & Consulting Labs, Inc.**

Analysis ID:	16-1909-5640	**Endpoint:**	Reproduction	**CETIS Version:**	CETISv1.8.6
Analyzed:	04 Jan-13 11:25	**Analysis:**	Parametric-Control vs Treatments	**Official Results:**	Yes
Batch ID:	16-7391-8123	**Test Type:**	Reproduction-Survival (7d)	**Analyst:**	
Start Date:	20 Nov-12 16:03	**Protocol:**	EPA/821/R-02-013 (2002)	**Diluent:**	Laboratory Water
Ending Date:	27 Nov-12 15:00	**Species:**	Ceriodaphnia dubia	**Brine:**	Not Applicable
Duration:	6d 23h	**Source:**	Aquatic Biosystems, CO	**Age:**	
Sample ID:	19-4823-4085	**Code:**	VCF1112.262c	**Client:**	VCWPD
Sample Date:	17 Nov-12 12:45	**Material:**	Sample Water	**Project:**	2012/13-2 (Wet)
Receive Date:	17 Nov-12 14:20	**Source:**	Bioassay Report		
Sample Age:	75h	**Station:**	MO-THO		

Data Transform	Zeta	Alt Hyp	Trials	Seed	PMSD	NOEL	LOEL	TOEL	TU
Untransformed	NA	C > T	NA	NA	29.5%	100	>100	NA	1

Dunnett Multiple Comparison Test

Control	vs	C-%	Test Stat	Critical	MSD	DF	P-Value	P-Type	Decision(α:5%)
Negative Control		6.25	1.115	2.289	5.34	18	0.3658	CDF	Non-Significant Effect
		12.5	-0.6431	2.289	5.34	18	0.9583	CDF	Non-Significant Effect
		25	0.7288	2.289	5.34	18	0.5419	CDF	Non-Significant Effect
		50	-2.144	2.289	5.34	18	0.9997	CDF	Non-Significant Effect
		100	-0.8145	2.289	5.34	18	0.9734	CDF	Non-Significant Effect

Test Acceptability Criteria

Attribute	Test Stat	TAC Limits	Overlap	Decision
Control Resp	18.1	15 - NL	Yes	Passes Acceptability Criteria
PMSD	0.295	0.13 - 0.47	Yes	Passes Acceptability Criteria

ANOVA Table

Source	Sum Squares	Mean Square	DF	F Stat	P-Value	Decision(α:5%)
Between	377.0833	75.41666	5	2.772	0.0267	Significant Effect
Error	1469.1	27.20555	54			
Total	1846.183		59			

Distributional Tests

Attribute	Test	Test Stat	Critical	P-Value	Decision(α:1%)
Variances	Bartlett Equality of Variance	7.041	15.09	0.2176	Equal Variances
Variances	Mod Levene Equality of Variance	0.6182	3.377	0.6864	Equal Variances
Variances	Levene Equality of Variance	0.8974	3.377	0.4896	Equal Variances
Distribution	Shapiro-Wilk W Normality	0.9542	0.9459	0.0246	Normal Distribution
Distribution	Kolmogorov-Smirnov D	0.1076	0.1331	0.0813	Normal Distribution
Distribution	D'Agostino Skewness	2.479	2.576	0.0132	Normal Distribution
Distribution	D'Agostino Kurtosis	2.154	2.576	0.0312	Normal Distribution
Distribution	D'Agostino-Pearson K2 Omnibus	10.79	9.21	0.0045	Non-normal Distribution
Distribution	Anderson-Darling A2 Normality	0.867	3.878	0.0260	Normal Distribution

Reproduction Summary

C-%	Control Type	Count	Mean	95% LCL	95% UCL	Median	Min	Max	Std Err	CV%	%Effect
0	Negative Control	10	18.1	14.19	22.01	20.5	7	24	1.729	30.2%	0.0%
6.25		10	15.5	10.74	20.26	15.5	4	26	2.104	42.93%	14.36%
12.5		10	19.6	16.17	23.03	18.5	12	29	1.514	24.43%	-8.29%
25		10	16.4	14.32	18.48	17	10	21	0.9214	17.77%	9.39%
50		10	23.1	20.13	26.07	23	15	28	1.312	17.96%	-27.62%
100		10	20	15.45	24.55	22.5	3	25	2.011	31.8%	-10.5%

Ceriodaphnia 7-d Survival and Reproduction Test **Aquatic Bioassay & Consulting Labs, Inc.**

Analysis ID: 16-1909-5640 **Endpoint:** Reproduction **CETIS Version:** CETISv1.8.6
Analyzed: 04 Jan-13 11:25 **Analysis:** Parametric-Control vs Treatments **Official Results:** Yes

Reproduction Detail

C-%	Control Type	Rep 1	Rep 2	Rep 3	Rep 4	Rep 5	Rep 6	Rep 7	Rep 8	Rep 9	Rep 10
0	Negative Control	24	21	14	16	7	21	21	24	13	20
6.25		11	18	15	4	16	25	13	10	26	17
12.5		24	18	18	18	29	19	23	20	12	15
25		15	15	18	10	18	17	17	15	18	21
50		26	27	23	20	23	19	27	15	28	23
100		3	23	21	17	23	23	20	23	25	22

CETIS Analytical Report

Ceriodaphnia 7-d Survival and Reproduction Test — **Aquatic Bioassay & Consulting Labs, Inc.**

Analysis ID:	18-7316-6045	**Endpoint:**	7d Survival Rate	**CETIS Version:**	CETISv1.8.6
Analyzed:	04 Jan-13 11:25	**Analysis:**	Linear Interpolation (ICPIN)	**Official Results:**	Yes
Batch ID:	16-7391-8123	**Test Type:**	Reproduction-Survival (7d)	**Analyst:**	
Start Date:	20 Nov-12 16:03	**Protocol:**	EPA/821/R-02-013 (2002)	**Diluent:**	Laboratory Water
Ending Date:	27 Nov-12 15:00	**Species:**	Ceriodaphnia dubia	**Brine:**	Not Applicable
Duration:	6d 23h	**Source:**	Aquatic Biosystems, CO	**Age:**	
Sample ID:	19-4823-4085	**Code:**	VCF1112.262c	**Client:**	VCWPD
Sample Date:	17 Nov-12 12:45	**Material:**	Sample Water	**Project:**	2012/13-2 (Wet)
Receive Date:	17 Nov-12 14:20	**Source:**	Bioassay Report		
Sample Age:	75h	**Station:**	MO-THO		

Linear Interpolation Options

X Transform	Y Transform	Seed	Resamples	Exp 95% CL	Method
Linear	Linear	0	280	Yes	Two-Point Interpolation

Test Acceptability Criteria

Attribute	Test Stat	TAC Limits	Overlap	Decision
Control Resp	1	0.8 - NL	Yes	Passes Acceptability Criteria

Point Estimates

Level	%	95% LCL	95% UCL	TU	95% LCL	95% UCL
EC5	75	58.33	N/A	1.333	NA	1.714
EC10	100	66.67	N/A	1	NA	1.5
EC15	>100	N/A	N/A	<1	NA	NA
EC20	>100	N/A	N/A	<1	NA	NA
EC25	>100	N/A	N/A	<1	NA	NA
EC40	>100	N/A	N/A	<1	NA	NA
EC50	>100	N/A	N/A	<1	NA	NA

7d Survival Rate Summary

			Calculated Variate(A/B)								
C-%	Control Type	Count	Mean	Min	Max	Std Err	Std Dev	CV%	%Effect	A	B
0	Negative Control	10	1	1	1	0	0	0.0%	0.0%	10	10
6.25		10	1	1	1	0	0	0.0%	0.0%	10	10
12.5		10	1	1	1	0	0	0.0%	0.0%	10	10
25		10	1	1	1	0	0	0.0%	0.0%	10	10
50		10	1	1	1	0	0	0.0%	0.0%	10	10
100		10	0.9	0	1	0.1	0.3162	35.14%	10.0%	9	10

7d Survival Rate Detail

C-%	Control Type	Rep 1	Rep 2	Rep 3	Rep 4	Rep 5	Rep 6	Rep 7	Rep 8	Rep 9	Rep 10
0	Negative Control	1	1	1	1	1	1	1	1	1	1
6.25		1	1	1	1	1	1	1	1	1	1
12.5		1	1	1	1	1	1	1	1	1	1
25		1	1	1	1	1	1	1	1	1	1
50		1	1	1	1	1	1	1	1	1	1
100		0	1	1	1	1	1	1	1	1	1

7d Survival Rate Binomials

C-%	Control Type	Rep 1	Rep 2	Rep 3	Rep 4	Rep 5	Rep 6	Rep 7	Rep 8	Rep 9	Rep 10
0	Negative Contro	1/1	1/1	1/1	1/1	1/1	1/1	1/1	1/1	1/1	1/1
6.25		1/1	1/1	1/1	1/1	1/1	1/1	1/1	1/1	1/1	1/1
12.5		1/1	1/1	1/1	1/1	1/1	1/1	1/1	1/1	1/1	1/1
25		1/1	1/1	1/1	1/1	1/1	1/1	1/1	1/1	1/1	1/1
50		1/1	1/1	1/1	1/1	1/1	1/1	1/1	1/1	1/1	1/1
100		0/1	1/1	1/1	1/1	1/1	1/1	1/1	1/1	1/1	1/1

Analysis ID:	18-7316-6045	**Endpoint:**	7d Survival Rate	**CETIS Version:**	CETISv1.8.6
Analyzed:	04 Jan-13 11:25	**Analysis:**	Linear Interpolation (ICPIN)	**Official Results:**	Yes

Ceriodaphnia 7-d Survival and Reproduction Test — Aquatic Bioassay & Consulting Labs, Inc.

Analysis ID:	00-5401-1158	**Endpoint:**	Reproduction	**CETIS Version:**	CETISv1.8.6
Analyzed:	04 Jan-13 11:25	**Analysis:**	Linear Interpolation (ICPIN)	**Official Results:**	Yes
Batch ID:	16-7391-8123	**Test Type:**	Reproduction-Survival (7d)	**Analyst:**	
Start Date:	20 Nov-12 16:03	**Protocol:**	EPA/821/R-02-013 (2002)	**Diluent:**	Laboratory Water
Ending Date:	27 Nov-12 15:00	**Species:**	Ceriodaphnia dubia	**Brine:**	Not Applicable
Duration:	6d 23h	**Source:**	Aquatic Biosystems, CO	**Age:**	
Sample ID:	19-4823-4085	**Code:**	VCF1112.262c	**Client:**	VCWPD
Sample Date:	17 Nov-12 12:45	**Material:**	Sample Water	**Project:**	2012/13-2 (Wet)
Receive Date:	17 Nov-12 14:20	**Source:**	Bioassay Report		
Sample Age:	75h	**Station:**	MO-THO		

Linear Interpolation Options

X Transform	Y Transform	Seed	Resamples	Exp 95% CL	Method
Linear	Linear	2015521	280	Yes	Two-Point Interpolation

Test Acceptability Criteria

Attribute	Test Stat	TAC Limits	Overlap	Decision
Control Resp	18.1	15 - NL	Yes	Passes Acceptability Criteria

Point Estimates

Level	%	95% LCL	95% UCL	TU	95% LCL	95% UCL
IC5	>100	N/A	N/A	<1	NA	NA
IC10	>100	N/A	N/A	<1	NA	NA
IC15	>100	N/A	N/A	<1	NA	NA
IC20	>100	N/A	N/A	<1	NA	NA
IC25	>100	N/A	N/A	<1	NA	NA
IC40	>100	N/A	N/A	<1	NA	NA
IC50	>100	N/A	N/A	<1	NA	NA

Reproduction Summary

			Calculated Variate						
C-%	Control Type	Count	Mean	Min	Max	Std Err	Std Dev	CV%	%Effect
0	Negative Control	10	18.1	7	24	1.729	5.466	30.2%	0.0%
6.25		10	15.5	4	26	2.104	6.654	42.93%	14.36%
12.5		10	19.6	12	29	1.514	4.789	24.43%	-8.29%
25		10	16.4	10	21	0.9214	2.914	17.77%	9.39%
50		10	23.1	15	28	1.312	4.149	17.96%	-27.62%
100		10	20	3	25	2.011	6.36	31.8%	-10.5%

Reproduction Detail

C-%	Control Type	Rep 1	Rep 2	Rep 3	Rep 4	Rep 5	Rep 6	Rep 7	Rep 8	Rep 9	Rep 10
0	Negative Control	24	21	14	16	7	21	21	24	13	20
6.25		11	18	15	4	16	25	13	10	26	17
12.5		24	18	18	18	29	19	23	20	12	15
25		15	15	18	10	18	17	17	15	18	21
50		26	27	23	20	23	19	27	15	28	23
100		3	23	21	17	23	23	20	23	25	22

Analysis ID:	00-5401-1158	**Endpoint:**	Reproduction	**CETIS Version:**	CETISv1.8.6
Analyzed:	04 Jan-13 11:25	**Analysis:**	Linear Interpolation (ICPIN)	**Official Results:**	Yes

Ceriodaphnia 7-d Survival and Reproduction Test — Aquatic Bioassay & Consulting Labs, Inc.

Analysis ID:	07-0253-1021	**Endpoint:**	7d Survival Rate	**CETIS Version:**	CETISv1.8.6
Analyzed:	04 Jan-13 11:25	**Analysis:**	STP 2x2 Contingency Tables	**Official Results:**	Yes
Batch ID:	16-7391-8123	**Test Type:**	Reproduction-Survival (7d)	**Analyst:**	
Start Date:	20 Nov-12 16:03	**Protocol:**	EPA/821/R-02-013 (2002)	**Diluent:**	Laboratory Water
Ending Date:	27 Nov-12 15:00	**Species:**	Ceriodaphnia dubia	**Brine:**	Not Applicable
Duration:	6d 23h	**Source:**	Aquatic Biosystems, CO	**Age:**	
Sample ID:	19-4823-4085	**Code:**	VCF1112.262c	**Client:**	VCWPD
Sample Date:	17 Nov-12 12:45	**Material:**	Sample Water	**Project:**	2012/13-2 (Wet)
Receive Date:	17 Nov-12 14:20	**Source:**	Bioassay Report		
Sample Age:	75h	**Station:**	MO-THO		

Data Transform	Zeta	Alt Hyp	Trials	Seed	NOEL	LOEL	TOEL	TU
Untransformed		C > T	NA	NA	100	>100	NA	1

Fisher Exact/Bonferroni-Holm Test

Control	vs	C-%	Test Stat	P-Value	P-Type	Decision(α:5%)
Negative Control		6.25	1	1.0000	Exact	Non-Significant Effect
		12.5	1	1.0000	Exact	Non-Significant Effect
		25	1	1.0000	Exact	Non-Significant Effect
		50	1	1.0000	Exact	Non-Significant Effect
		100	0.5	1.0000	Exact	Non-Significant Effect

Test Acceptability Criteria

Attribute	Test Stat	TAC Limits	Overlap	Decision
Control Resp	1	0.8 - NL	Yes	Passes Acceptability Criteria

Data Summary

C-%	Control Type	NR	R	NR + R	Prop NR	Prop R	%Effect
0	Negative Contr	10	0	10	1	0	0.0%
6.25		10	0	10	1	0	0.0%
12.5		10	0	10	1	0	0.0%
25		10	0	10	1	0	0.0%
50		10	0	10	1	0	0.0%
100		9	1	10	0.9	0.1	10.0%

7d Survival Rate Detail

C-%	Control Type	Rep 1	Rep 2	Rep 3	Rep 4	Rep 5	Rep 6	Rep 7	Rep 8	Rep 9	Rep 10
0	Negative Control	1	1	1	1	1	1	1	1	1	1
6.25		1	1	1	1	1	1	1	1	1	1
12.5		1	1	1	1	1	1	1	1	1	1
25		1	1	1	1	1	1	1	1	1	1
50		1	1	1	1	1	1	1	1	1	1
100		0	1	1	1	1	1	1	1	1	1

7d Survival Rate Binomials

C-%	Control Type	Rep 1	Rep 2	Rep 3	Rep 4	Rep 5	Rep 6	Rep 7	Rep 8	Rep 9	Rep 10
0	Negative Contro	1/1	1/1	1/1	1/1	1/1	1/1	1/1	1/1	1/1	1/1
6.25		1/1	1/1	1/1	1/1	1/1	1/1	1/1	1/1	1/1	1/1
12.5		1/1	1/1	1/1	1/1	1/1	1/1	1/1	1/1	1/1	1/1
25		1/1	1/1	1/1	1/1	1/1	1/1	1/1	1/1	1/1	1/1
50		1/1	1/1	1/1	1/1	1/1	1/1	1/1	1/1	1/1	1/1
100		0/1	1/1	1/1	1/1	1/1	1/1	1/1	1/1	1/1	1/1

Analysis ID:	07-0253-1021	**Endpoint:**	7d Survival Rate	**CETIS Version:**	CETISv1.8.6
Analyzed:	04 Jan-13 11:25	**Analysis:**	STP 2x2 Contingency Tables	**Official Results:**	Yes

Ceriodaphnia 7-d Survival and Reproduction Test — **Aquatic Bioassay & Consulting Labs, Inc.**

Analysis ID:	07-0253-1021	**Endpoint:**	7d Survival Rate	**CETIS Version:**	CETISv1.8.6
Analyzed:	04 Jan-13 11:25	**Analysis:**	STP 2x2 Contingency Tables	**Official Results:**	Yes

Ceriodaphnia 7-d Survival and Reproduction Test — **Aquatic Bioassay & Consulting Labs, Inc.**

Batch ID:	16-7391-8123	**Test Type:**	Reproduction-Survival (7d)	**Analyst:**	
Start Date:	20 Nov-12 16:03	**Protocol:**	EPA/821/R-02-013 (2002)	**Diluent:**	Laboratory Water
Ending Date:	27 Nov-12 15:00	**Species:**	Ceriodaphnia dubia	**Brine:**	Not Applicable
Duration:	6d 23h	**Source:**	Aquatic Biosystems, CO	**Age:**	
Sample ID:	19-4823-4085	**Code:**	VCF1112.262c	**Client:**	VCWPD
Sample Date:	17 Nov-12 12:45	**Material:**	Sample Water	**Project:**	2012/13-2 (Wet)
Receive Date:	17 Nov-12 14:20	**Source:**	Bioassay Report		
Sample Age:	75h	**Station:**	MO-THO		

Alkalinity (CaCO3)-mg/L

C-%	Control Type	Count	Mean	95% LCL	95% UCL	Min	Max	Std Err	Std Dev	CV%	QA Count
0	Negative Contr	8	60.63	60.19	61.06	60	61	0.183	0.5175	0.85%	0
100		8	135	135	135	135	135	0	0	0.0%	0
Overall		16	97.81			60	135				0 (0%)

Conductivity-µmhos

C-%	Control Type	Count	Mean	95% LCL	95% UCL	Min	Max	Std Err	Std Dev	CV%	QA Count
0	Negative Contr	8	347.1	343.8	350.4	344	356	1.394	3.944	1.14%	0
6.25		8	526.5	493.1	559.9	429	545	14.14	39.98	7.59%	0
12.5		8	447	432.8	461.2	432	473	6.024	17.04	3.81%	0
25		8	531.3	521.3	541.2	517	548	4.199	11.88	2.24%	0
50		8	729	715.5	742.5	702	748	5.695	16.11	2.21%	0
100		8	1069	1063	1074	1059	1075	2.31	6.534	0.61%	0
Overall		48	608.3			344	1075				0 (0%)

Dissolved Oxygen-mg/L

C-%	Control Type	Count	Mean	95% LCL	95% UCL	Min	Max	Std Err	Std Dev	CV%	QA Count
0	Negative Contr	8	8.075	7.819	8.331	7.8	8.5	0.1081	0.3059	3.79%	0
6.25		8	7.638	6.762	8.513	5.2	8.6	0.3703	1.047	13.71%	0
12.5		8	7.425	6.224	8.626	4	8.5	0.5077	1.436	19.34%	0
25		8	7.35	6.173	8.527	4	8.5	0.4979	1.408	19.16%	0
50		8	7.125	6.049	8.201	4	8.1	0.455	1.287	18.06%	0
100		8	6.85	5.752	7.948	4	7.7	0.4645	1.314	19.18%	0
Overall		48	7.41			4	8.6				0 (0%)

Hardness (CaCO3)-mg/L

C-%	Control Type	Count	Mean	95% LCL	95% UCL	Min	Max	Std Err	Std Dev	CV%	QA Count
0	Negative Contr	8	93.13	91.83	94.42	92	95	0.5489	1.553	1.67%	0
100		8	340	340	340	340	340	0	0	0.0%	0
Overall		16	216.6			92	340				0 (0%)

pH-Units

C-%	Control Type	Count	Mean	95% LCL	95% UCL	Min	Max	Std Err	Std Dev	CV%	QA Count
0	Negative Contr	8	7.913	7.883	7.942	7.9	8	0.01249	0.03533	0.45%	0
6.25		8	7.875	7.801	7.949	7.7	8	0.03134	0.08863	1.13%	0
12.5		8	7.8	7.723	7.877	7.6	7.9	0.03273	0.09258	1.19%	0
25		8	7.7	7.623	7.777	7.5	7.8	0.03273	0.09258	1.2%	0
50		8	7.688	7.618	7.757	7.5	7.8	0.02951	0.08345	1.09%	0
100		8	7.638	7.561	7.714	7.5	7.7	0.03239	0.09161	1.2%	0
Overall		48	7.769			7.5	8				0 (0%)

Ceriodaphnia 7-d Survival and Reproduction Test — Aquatic Bioassay & Consulting Labs, Inc.

Temperature-°C

C-%	Control Type	Count	Mean	95% LCL	95% UCL	Min	Max	Std Err	Std Dev	CV%	QA Count
0	Negative Contr	8	24.04	23.95	24.13	24	24.3	0.03751	0.1061	0.44%	0
6.25		8	24.1	23.96	24.24	24	24.5	0.05975	0.169	0.7%	0
12.5		8	24.04	23.99	24.08	24	24.1	0.01827	0.05167	0.22%	0
25		8	24.06	24	24.12	24	24.2	0.02628	0.07432	0.31%	0
50		8	24.05	24.01	24.09	24	24.1	0.01886	0.05334	0.22%	0
100		8	24.05	24.01	24.09	24	24.1	0.01886	0.05334	0.22%	0
Overall		48	24.06			24	24.5				0 (0%)

Alkalinity (CaCO3)-mg/L

C-%	Control Type	1	2	3	4	5	6	7	8
0	Negative Contr	61	61	61	61	61	60	60	60
100		135	135	135	135	135	135	135	135

Conductivity-µmhos

C-%	Control Type	1	2	3	4	5	6	7	8
0	Negative Contr	344	344	348	345	347	348	345	356
6.25		524	543	542	545	542	545	542	429
12.5		438	432	460	468	473	437	435	433
25		517	522	521	535	542	548	542	523
50		702	713	728	735	748	735	748	723
100		1059	1068	1070	1075	1073	1072	1059	1075

Dissolved Oxygen-mg/L

C-%	Control Type	1	2	3	4	5	6	7	8
0	Negative Contr	8.4	8.5	8	7.8	7.8	7.9	7.8	8.4
6.25		8.6	8.4	8.1	7.7	7.7	7.7	7.7	5.2
12.5		8.5	8.4	8.1	7.7	7.6	7.5	7.6	4
25		8.5	8.3	7.9	7.6	7.5	7.5	7.5	4
50		8.1	7.6	7.7	7.5	7.4	7.4	7.3	4
100		7.7	5.8	7	7.5	7.6	7.6	7.6	4

Hardness (CaCO3)-mg/L

C-%	Control Type	1	2	3	4	5	6	7	8
0	Negative Contr	92	92	92	92	92	95	95	95
100		340	340	340	340	340	340	340	340

pH-Units

C-%	Control Type	1	2	3	4	5	6	7	8
0	Negative Contr	8	7.9	7.9	7.9	7.9	7.9	7.9	7.9
6.25		8	7.9	7.9	7.9	7.8	7.9	7.9	7.7
12.5		7.9	7.9	7.8	7.8	7.8	7.8	7.8	7.6
25		7.8	7.8	7.7	7.7	7.7	7.7	7.7	7.5
50		7.8	7.7	7.7	7.7	7.7	7.7	7.7	7.5
100		7.7	7.5	7.6	7.7	7.7	7.7	7.7	7.5

Temperature-°C

C-%	Control Type	1	2	3	4	5	6	7	8
0	Negative Contr	24	24.3	24	24	24	24	24	24
6.25		24.1	24.5	24.1	24	24	24	24.1	24
12.5		24.1	24	24.1	24	24	24.1	24	24
25		24.1	24	24.2	24	24.1	24.1	24	24
50		24.1	24	24.1	24	24.1	24.1	24	24
100		24.1	24	24.1	24	24.1	24.1	24	24

aquatic bioassay & consulting laboratories, inc

January 4th, 2013

Mr. Arne Anselm
Ventura County Watershed Protection District
800 South Victoria Ave
Ventura, CA 93009

Dear Mr. Anselm:

We are pleased to present the enclosed revised bioassay report. The test was conducted under guidelines prescribed in *Short-Term Methods for Estimating the Chronic Toxicity of Effluents and Receiving Waters to Freshwater Organisms" EPA-821-R-02-013.* Results were as follows:

CLIENT:	Ventura County Flood Control
SAMPLE I.D.:	MO-SIM
DATE RECEIVED:	11/17/2012
ABC LAB. NO.:	VCF1112.264

CHRONIC CERIODAPHNIA SURVIVAL & REPRODUCTION BIOASSAY

SURVIVAL	NOEC =	100.00 %
	TUc =	1.00
	IC25 =	>100.00 %
	IC50 =	>100.00 %
REPRODUCTION	NOEC =	100.00 %
	TUc =	1.00
	IC25 =	>100.00 %
	IC50 =	>100.00 %

Yours very truly,

Scott Johnson
Laboratory Director

CETIS Summary Report

Ceriodaphnia 7-d Survival and Reproduction Test — Aquatic Bioassay & Consulting Labs, Inc.

Batch ID:	06-3392-6940	**Test Type:**	Reproduction-Survival (7d)	**Analyst:**	
Start Date:	20 Nov-12 16:04	**Protocol:**	EPA/821/R-02-013 (2002)	**Diluent:**	Laboratory Water
Ending Date:	27 Nov-12 15:00	**Species:**	Ceriodaphnia dubia	**Brine:**	Not Applicable
Duration:	6d 23h	**Source:**	Aquatic Biosystems, CO	**Age:**	
Sample ID:	09-2958-1100	**Code:**	VCF1112.264c	**Client:**	VCWPD
Sample Date:	17 Nov-12 11:45	**Material:**	Sample Water	**Project:**	2012/13-2 (Wet)
Receive Date:	17 Nov-12 14:20	**Source:**	Bioassay Report		
Sample Age:	76h	**Station:**	MO-SIM		

Comparison Summary

Analysis ID	Endpoint	NOEL	LOEL	TOEL	PMSD	TU	Method
05-0324-0393	7d Survival Rate	100	>100	NA	NA	1	Fisher Exact/Bonferroni-Holm Test
12-8021-8792	Reproduction	100	>100	NA	18.5%	1	Dunnett Multiple Comparison Test

Point Estimate Summary

Analysis ID	Endpoint	Level	%	95% LCL	95% UCL	TU	Method
09-2287-9602	7d Survival Rate	EC5	>100	N/A	N/A	<1	Linear Interpolation (ICPIN)
		EC10	>100	N/A	N/A	<1	
		EC15	>100	N/A	N/A	<1	
		EC20	>100	N/A	N/A	<1	
		EC25	>100	N/A	N/A	<1	
		EC40	>100	N/A	N/A	<1	
		EC50	>100	N/A	N/A	<1	
20-7311-1023	Reproduction	IC5	>100	N/A	N/A	<1	Linear Interpolation (ICPIN)
		IC10	>100	N/A	N/A	<1	
		IC15	>100	N/A	N/A	<1	
		IC20	>100	N/A	N/A	<1	
		IC25	>100	N/A	N/A	<1	
		IC40	>100	N/A	N/A	<1	
		IC50	>100	N/A	N/A	<1	

Test Acceptability

Analysis ID	Endpoint	Attribute	Test Stat	TAC Limits	Overlap	Decision
05-0324-0393	7d Survival Rate	Control Resp	1	0.8 - NL	Yes	Passes Acceptability Criteria
09-2287-9602	7d Survival Rate	Control Resp	1	0.8 - NL	Yes	Passes Acceptability Criteria
12-8021-8792	Reproduction	Control Resp	18.4	15 - NL	Yes	Passes Acceptability Criteria
20-7311-1023	Reproduction	Control Resp	18.4	15 - NL	Yes	Passes Acceptability Criteria
12-8021-8792	Reproduction	PMSD	0.1852	0.13 - 0.47	Yes	Passes Acceptability Criteria

7d Survival Rate Summary

C-%	Control Type	Count	Mean	95% LCL	95% UCL	Min	Max	Std Err	Std Dev	CV%	%Effect
0	Negative Contro	10	1	1	1	1	1	0	0	0.0%	0.0%
6.25		10	1	1	1	1	1	0	0	0.0%	0.0%
12.5		10	1	1	1	1	1	0	0	0.0%	0.0%
25		10	1	1	1	1	1	0	0	0.0%	0.0%
50		10	1	1	1	1	1	0	0	0.0%	0.0%
100		10	1	1	1	1	1	0	0	0.0%	0.0%

Reproduction Summary

C-%	Control Type	Count	Mean	95% LCL	95% UCL	Min	Max	Std Err	Std Dev	CV%	%Effect
0	Negative Contro	10	18.4	15.51	21.29	12	25	1.275	4.033	21.92%	0.0%
6.25		10	21.8	19.49	24.11	17	27	1.02	3.225	14.79%	-18.48%
12.5		10	21.9	19.13	24.67	15	26	1.224	3.872	17.68%	-19.02%
25		10	14	11.84	16.16	6	17	0.9545	3.018	21.56%	23.91%
50		10	24.4	21.74	27.06	17	29	1.176	3.718	15.24%	-32.61%
100		10	21.1	20.12	22.08	19	24	0.4333	1.37	6.49%	-14.67%

Ceriodaphnia 7-d Survival and Reproduction Test **Aquatic Bioassay & Consulting Labs, Inc.**

7d Survival Rate Detail

C-%	Control Type	Rep 1	Rep 2	Rep 3	Rep 4	Rep 5	Rep 6	Rep 7	Rep 8	Rep 9	Rep 10
0	Negative Contro	1	1	1	1	1	1	1	1	1	1
6.25		1	1	1	1	1	1	1	1	1	1
12.5		1	1	1	1	1	1	1	1	1	1
25		1	1	1	1	1	1	1	1	1	1
50		1	1	1	1	1	1	1	1	1	1
100		1	1	1	1	1	1	1	1	1	1

Reproduction Detail

C-%	Control Type	Rep 1	Rep 2	Rep 3	Rep 4	Rep 5	Rep 6	Rep 7	Rep 8	Rep 9	Rep 10
0	Negative Contro	23	22	25	18	19	18	16	12	17	14
6.25		24	27	22	25	23	22	17	21	20	17
12.5		26	26	22	16	23	24	22	15	25	20
25		16	15	14	6	17	14	15	15	13	15
50		29	29	22	23	23	26	28	24	23	17
100		19	22	24	20	21	22	21	20	21	21

7d Survival Rate Binomials

C-%	Control Type	Rep 1	Rep 2	Rep 3	Rep 4	Rep 5	Rep 6	Rep 7	Rep 8	Rep 9	Rep 10
0	Negative Contro	1/1	1/1	1/1	1/1	1/1	1/1	1/1	1/1	1/1	1/1
6.25		1/1	1/1	1/1	1/1	1/1	1/1	1/1	1/1	1/1	1/1
12.5		1/1	1/1	1/1	1/1	1/1	1/1	1/1	1/1	1/1	1/1
25		1/1	1/1	1/1	1/1	1/1	1/1	1/1	1/1	1/1	1/1
50		1/1	1/1	1/1	1/1	1/1	1/1	1/1	1/1	1/1	1/1
100		1/1	1/1	1/1	1/1	1/1	1/1	1/1	1/1	1/1	1/1

CETIS Analytical Report

Ceriodaphnia 7-d Survival and Reproduction Test — Aquatic Bioassay & Consulting Labs, Inc.

Analysis ID:	12-8021-8792	**Endpoint:**	Reproduction	**CETIS Version:**	CETISv1.8.6
Analyzed:	04 Jan-13 11:26	**Analysis:**	Parametric-Control vs Treatments	**Official Results:**	Yes
Batch ID:	06-3392-6940	**Test Type:**	Reproduction-Survival (7d)	**Analyst:**	
Start Date:	20 Nov-12 16:04	**Protocol:**	EPA/821/R-02-013 (2002)	**Diluent:**	Laboratory Water
Ending Date:	27 Nov-12 15:00	**Species:**	Ceriodaphnia dubia	**Brine:**	Not Applicable
Duration:	6d 23h	**Source:**	Aquatic Biosystems, CO	**Age:**	
Sample ID:	09-2958-1100	**Code:**	VCF1112.264c	**Client:**	VCWPD
Sample Date:	17 Nov-12 11:45	**Material:**	Sample Water	**Project:**	2012/13-2 (Wet)
Receive Date:	17 Nov-12 14:20	**Source:**	Bioassay Report		
Sample Age:	76h	**Station:**	MO-SIM		

Data Transform	Zeta	Alt Hyp	Trials	Seed	PMSD	NOEL	LOEL	TOEL	TU
Untransformed	NA	C > T	NA	NA	18.5%	100	>100	NA	1

Dunnett Multiple Comparison Test

Control	vs	C-%	Test Stat	Critical	MSD	DF	P-Value	P-Type	Decision(α:5%)
Negative Control		6.25	-2.284	2.289	3.407	18	0.9998	CDF	Non-Significant Effect
		12.5	-2.351	2.289	3.407	18	0.9999	CDF	Non-Significant Effect
		25*	2.956	2.289	3.407	18	0.0099	CDF	Significant Effect
		50	-4.031	2.289	3.407	18	1.0000	CDF	Non-Significant Effect
		100	-1.814	2.289	3.407	18	0.9990	CDF	Non-Significant Effect

Test Acceptability Criteria

Attribute	Test Stat	TAC Limits	Overlap	Decision
Control Resp	18.4	15 - NL	Yes	Passes Acceptability Criteria
PMSD	0.1852	0.13 - 0.47	Yes	Passes Acceptability Criteria

ANOVA Table

Source	Sum Squares	Mean Square	DF	F Stat	P-Value	Decision(α:5%)
Between	655.5333	131.1067	5	11.84	<0.0001	Significant Effect
Error	598.2	11.07778	54			
Total	1253.733		59			

Distributional Tests

Attribute	Test	Test Stat	Critical	P-Value	Decision(α:1%)
Variances	Bartlett Equality of Variance	9.71	15.09	0.0839	Equal Variances
Variances	Mod Levene Equality of Variance	1.379	3.377	0.2466	Equal Variances
Variances	Levene Equality of Variance	1.603	3.377	0.1751	Equal Variances
Distribution	Shapiro-Wilk W Normality	0.9609	0.9459	0.0520	Normal Distribution
Distribution	Kolmogorov-Smirnov D	0.1134	0.1331	0.0529	Normal Distribution
Distribution	D'Agostino Skewness	1.724	2.576	0.0847	Normal Distribution
Distribution	D'Agostino Kurtosis	0.7307	2.576	0.4650	Normal Distribution
Distribution	D'Agostino-Pearson K2 Omnibus	3.507	9.21	0.1732	Normal Distribution
Distribution	Anderson-Darling A2 Normality	0.8793	3.878	0.0243	Normal Distribution

Reproduction Summary

C-%	Control Type	Count	Mean	95% LCL	95% UCL	Median	Min	Max	Std Err	CV%	%Effect
0	Negative Control	10	18.4	15.51	21.29	18	12	25	1.275	21.92%	0.0%
6.25		10	21.8	19.49	24.11	22	17	27	1.02	14.79%	-18.48%
12.5		10	21.9	19.13	24.67	22.5	15	26	1.224	17.68%	-19.02%
25		10	14	11.84	16.16	15	6	17	0.9545	21.56%	23.91%
50		10	24.4	21.74	27.06	23.5	17	29	1.176	15.24%	-32.61%
100		10	21.1	20.12	22.08	21	19	24	0.4333	6.49%	-14.67%

Ceriodaphnia 7-d Survival and Reproduction Test — **Aquatic Bioassay & Consulting Labs, Inc.**

Analysis ID:	12-8021-8792	**Endpoint:**	Reproduction	**CETIS Version:**	CETISv1.8.6
Analyzed:	04 Jan-13 11:26	**Analysis:**	Parametric-Control vs Treatments	**Official Results:**	Yes

Reproduction Detail

C-%	Control Type	Rep 1	Rep 2	Rep 3	Rep 4	Rep 5	Rep 6	Rep 7	Rep 8	Rep 9	Rep 10
0	Negative Control	23	22	25	18	19	18	16	12	17	14
6.25		24	27	22	25	23	22	17	21	20	17
12.5		26	26	22	16	23	24	22	15	25	20
25		16	15	14	6	17	14	15	15	13	15
50		29	29	22	23	23	26	28	24	23	17
100		19	22	24	20	21	22	21	20	21	21

CETIS Analytical Report

Ceriodaphnia 7-d Survival and Reproduction Test — **Aquatic Bioassay & Consulting Labs, Inc.**

Analysis ID:	09-2287-9602	**Endpoint:**	7d Survival Rate	**CETIS Version:**	CETISv1.8.6
Analyzed:	04 Jan-13 11:26	**Analysis:**	Linear Interpolation (ICPIN)	**Official Results:**	Yes
Batch ID:	06-3392-6940	**Test Type:**	Reproduction-Survival (7d)	**Analyst:**	
Start Date:	20 Nov-12 16:04	**Protocol:**	EPA/821/R-02-013 (2002)	**Diluent:**	Laboratory Water
Ending Date:	27 Nov-12 15:00	**Species:**	Ceriodaphnia dubia	**Brine:**	Not Applicable
Duration:	6d 23h	**Source:**	Aquatic Biosystems, CO	**Age:**	
Sample ID:	09-2958-1100	**Code:**	VCF1112.264c	**Client:**	VCWPD
Sample Date:	17 Nov-12 11:45	**Material:**	Sample Water	**Project:**	2012/13-2 (Wet)
Receive Date:	17 Nov-12 14:20	**Source:**	Bioassay Report		
Sample Age:	76h	**Station:**	MO-SIM		

Linear Interpolation Options

X Transform	Y Transform	Seed	Resamples	Exp 95% CL	Method
Linear	Linear	0	280	Yes	Two-Point Interpolation

Test Acceptability Criteria

Attribute	Test Stat	TAC Limits	Overlap	Decision
Control Resp	1	0.8 - NL	Yes	Passes Acceptability Criteria

Point Estimates

Level	%	95% LCL	95% UCL	TU	95% LCL	95% UCL
EC5	>100	N/A	N/A	<1	NA	NA
EC10	>100	N/A	N/A	<1	NA	NA
EC15	>100	N/A	N/A	<1	NA	NA
EC20	>100	N/A	N/A	<1	NA	NA
EC25	>100	N/A	N/A	<1	NA	NA
EC40	>100	N/A	N/A	<1	NA	NA
EC50	>100	N/A	N/A	<1	NA	NA

7d Survival Rate Summary

			Calculated Variate(A/B)								
C-%	Control Type	Count	Mean	Min	Max	Std Err	Std Dev	CV%	%Effect	A	B
0	Negative Control	10	1	1	1	0	0	0.0%	0.0%	10	10
6.25		10	1	1	1	0	0	0.0%	0.0%	10	10
12.5		10	1	1	1	0	0	0.0%	0.0%	10	10
25		10	1	1	1	0	0	0.0%	0.0%	10	10
50		10	1	1	1	0	0	0.0%	0.0%	10	10
100		10	1	1	1	0	0	0.0%	0.0%	10	10

7d Survival Rate Detail

C-%	Control Type	Rep 1	Rep 2	Rep 3	Rep 4	Rep 5	Rep 6	Rep 7	Rep 8	Rep 9	Rep 10
0	Negative Control	1	1	1	1	1	1	1	1	1	1
6.25		1	1	1	1	1	1	1	1	1	1
12.5		1	1	1	1	1	1	1	1	1	1
25		1	1	1	1	1	1	1	1	1	1
50		1	1	1	1	1	1	1	1	1	1
100		1	1	1	1	1	1	1	1	1	1

7d Survival Rate Binomials

C-%	Control Type	Rep 1	Rep 2	Rep 3	Rep 4	Rep 5	Rep 6	Rep 7	Rep 8	Rep 9	Rep 10
0	Negative Contro	1/1	1/1	1/1	1/1	1/1	1/1	1/1	1/1	1/1	1/1
6.25		1/1	1/1	1/1	1/1	1/1	1/1	1/1	1/1	1/1	1/1
12.5		1/1	1/1	1/1	1/1	1/1	1/1	1/1	1/1	1/1	1/1
25		1/1	1/1	1/1	1/1	1/1	1/1	1/1	1/1	1/1	1/1
50		1/1	1/1	1/1	1/1	1/1	1/1	1/1	1/1	1/1	1/1
100		1/1	1/1	1/1	1/1	1/1	1/1	1/1	1/1	1/1	1/1

Analysis ID:	09-2287-9602	**Endpoint:**	7d Survival Rate	**CETIS Version:**	CETISv1.8.6
Analyzed:	04 Jan-13 11:26	**Analysis:**	Linear Interpolation (ICPIN)	**Official Results:**	Yes

Ceriodaphnia 7-d Survival and Reproduction Test — **Aquatic Bioassay & Consulting Labs, Inc.**

Analysis ID:	20-7311-1023	**Endpoint:**	Reproduction	**CETIS Version:**	CETISv1.8.6
Analyzed:	04 Jan-13 11:26	**Analysis:**	Linear Interpolation (ICPIN)	**Official Results:**	Yes
Batch ID:	06-3392-6940	**Test Type:**	Reproduction-Survival (7d)	**Analyst:**	
Start Date:	20 Nov-12 16:04	**Protocol:**	EPA/821/R-02-013 (2002)	**Diluent:**	Laboratory Water
Ending Date:	27 Nov-12 15:00	**Species:**	Ceriodaphnia dubia	**Brine:**	Not Applicable
Duration:	6d 23h	**Source:**	Aquatic Biosystems, CO	**Age:**	
Sample ID:	09-2958-1100	**Code:**	VCF1112.264c	**Client:**	VCWPD
Sample Date:	17 Nov-12 11:45	**Material:**	Sample Water	**Project:**	2012/13-2 (Wet)
Receive Date:	17 Nov-12 14:20	**Source:**	Bioassay Report		
Sample Age:	76h	**Station:**	MO-SIM		

Linear Interpolation Options

X Transform	Y Transform	Seed	Resamples	Exp 95% CL	Method
Linear	Linear	1685176	280	Yes	Two-Point Interpolation

Test Acceptability Criteria

Attribute	Test Stat	TAC Limits	Overlap	Decision
Control Resp	18.4	15 - NL	Yes	Passes Acceptability Criteria

Point Estimates

Level	%	95% LCL	95% UCL	TU	95% LCL	95% UCL
IC5	>100	N/A	N/A	<1	NA	NA
IC10	>100	N/A	N/A	<1	NA	NA
IC15	>100	N/A	N/A	<1	NA	NA
IC20	>100	N/A	N/A	<1	NA	NA
IC25	>100	N/A	N/A	<1	NA	NA
IC40	>100	N/A	N/A	<1	NA	NA
IC50	>100	N/A	N/A	<1	NA	NA

Reproduction Summary

			Calculated Variate						
C-%	Control Type	Count	Mean	Min	Max	Std Err	Std Dev	CV%	%Effect
0	Negative Control	10	18.4	12	25	1.275	4.033	21.92%	0.0%
6.25		10	21.8	17	27	1.02	3.225	14.79%	-18.48%
12.5		10	21.9	15	26	1.224	3.872	17.68%	-19.02%
25		10	14	6	17	0.9545	3.018	21.56%	23.91%
50		10	24.4	17	29	1.176	3.718	15.24%	-32.61%
100		10	21.1	19	24	0.4333	1.37	6.49%	-14.67%

Reproduction Detail

C-%	Control Type	Rep 1	Rep 2	Rep 3	Rep 4	Rep 5	Rep 6	Rep 7	Rep 8	Rep 9	Rep 10
0	Negative Control	23	22	25	18	19	18	16	12	17	14
6.25		24	27	22	25	23	22	17	21	20	17
12.5		26	26	22	16	23	24	22	15	25	20
25		16	15	14	6	17	14	15	15	13	15
50		29	29	22	23	23	26	28	24	23	17
100		19	22	24	20	21	22	21	20	21	21

Analysis ID:	20-7311-1023	**Endpoint:**	Reproduction	**CETIS Version:**	CETISv1.8.6
Analyzed:	04 Jan-13 11:26	**Analysis:**	Linear Interpolation (ICPIN)	**Official Results:**	Yes

CETIS Analytical Report

Ceriodaphnia 7-d Survival and Reproduction Test — **Aquatic Bioassay & Consulting Labs, Inc.**

Analysis ID:	05-0324-0393	**Endpoint:**	7d Survival Rate	**CETIS Version:**	CETISv1.8.6
Analyzed:	04 Jan-13 11:26	**Analysis:**	STP 2x2 Contingency Tables	**Official Results:**	Yes
Batch ID:	06-3392-6940	**Test Type:**	Reproduction-Survival (7d)	**Analyst:**	
Start Date:	20 Nov-12 16:04	**Protocol:**	EPA/821/R-02-013 (2002)	**Diluent:**	Laboratory Water
Ending Date:	27 Nov-12 15:00	**Species:**	Ceriodaphnia dubia	**Brine:**	Not Applicable
Duration:	6d 23h	**Source:**	Aquatic Biosystems, CO	**Age:**	
Sample ID:	09-2958-1100	**Code:**	VCF1112.264c	**Client:**	VCWPD
Sample Date:	17 Nov-12 11:45	**Material:**	Sample Water	**Project:**	2012/13-2 (Wet)
Receive Date:	17 Nov-12 14:20	**Source:**	Bioassay Report		
Sample Age:	76h	**Station:**	MO-SIM		

Data Transform	Zeta	Alt Hyp	Trials	Seed	NOEL	LOEL	TOEL	TU
Untransformed		C > T	NA	NA	100	>100	NA	1

Fisher Exact/Bonferroni-Holm Test

Control	vs	C-%	Test Stat	P-Value	P-Type	Decision(α:5%)
Negative Control		6.25	1	1.0000	Exact	Non-Significant Effect
		12.5	1	1.0000	Exact	Non-Significant Effect
		25	1	1.0000	Exact	Non-Significant Effect
		50	1	1.0000	Exact	Non-Significant Effect
		100	1	1.0000	Exact	Non-Significant Effect

Test Acceptability Criteria

Attribute	Test Stat	TAC Limits	Overlap	Decision
Control Resp	1	0.8 - NL	Yes	Passes Acceptability Criteria

Data Summary

C-%	Control Type	NR	R	NR + R	Prop NR	Prop R	%Effect
0	Negative Contr	10	0	10	1	0	0.0%
6.25		10	0	10	1	0	0.0%
12.5		10	0	10	1	0	0.0%
25		10	0	10	1	0	0.0%
50		10	0	10	1	0	0.0%
100		10	0	10	1	0	0.0%

7d Survival Rate Detail

C-%	Control Type	Rep 1	Rep 2	Rep 3	Rep 4	Rep 5	Rep 6	Rep 7	Rep 8	Rep 9	Rep 10
0	Negative Control	1	1	1	1	1	1	1	1	1	1
6.25		1	1	1	1	1	1	1	1	1	1
12.5		1	1	1	1	1	1	1	1	1	1
25		1	1	1	1	1	1	1	1	1	1
50		1	1	1	1	1	1	1	1	1	1
100		1	1	1	1	1	1	1	1	1	1

7d Survival Rate Binomials

C-%	Control Type	Rep 1	Rep 2	Rep 3	Rep 4	Rep 5	Rep 6	Rep 7	Rep 8	Rep 9	Rep 10
0	Negative Contro	1/1	1/1	1/1	1/1	1/1	1/1	1/1	1/1	1/1	1/1
6.25		1/1	1/1	1/1	1/1	1/1	1/1	1/1	1/1	1/1	1/1
12.5		1/1	1/1	1/1	1/1	1/1	1/1	1/1	1/1	1/1	1/1
25		1/1	1/1	1/1	1/1	1/1	1/1	1/1	1/1	1/1	1/1
50		1/1	1/1	1/1	1/1	1/1	1/1	1/1	1/1	1/1	1/1
100		1/1	1/1	1/1	1/1	1/1	1/1	1/1	1/1	1/1	1/1

Ceriodaphnia 7-d Survival and Reproduction Test — **Aquatic Bioassay & Consulting Labs, Inc.**

Analysis ID:	05-0324-0393	**Endpoint:**	7d Survival Rate	**CETIS Version:**	CETISv1.8.6
Analyzed:	04 Jan-13 11:26	**Analysis:**	STP 2x2 Contingency Tables	**Official Results:**	Yes

Analysis ID:	05-0324-0393	**Endpoint:**	7d Survival Rate	**CETIS Version:**	CETISv1.8.6
Analyzed:	04 Jan-13 11:26	**Analysis:**	STP 2x2 Contingency Tables	**Official Results:**	Yes

CETIS Measurement Report

Ceriodaphnia 7-d Survival and Reproduction Test — Aquatic Bioassay & Consulting Labs, Inc.

Batch ID:	06-3392-6940	**Test Type:**	Reproduction-Survival (7d)	**Analyst:**	
Start Date:	20 Nov-12 16:04	**Protocol:**	EPA/821/R-02-013 (2002)	**Diluent:**	Laboratory Water
Ending Date:	27 Nov-12 15:00	**Species:**	Ceriodaphnia dubia	**Brine:**	Not Applicable
Duration:	6d 23h	**Source:**	Aquatic Biosystems, CO	**Age:**	
Sample ID:	09-2958-1100	**Code:**	VCF1112.264c	**Client:**	VCWPD
Sample Date:	17 Nov-12 11:45	**Material:**	Sample Water	**Project:**	2012/13-2 (Wet)
Receive Date:	17 Nov-12 14:20	**Source:**	Bioassay Report		
Sample Age:	76h	**Station:**	MO-SIM		

Alkalinity (CaCO3)-mg/L

C-%	Control Type	Count	Mean	95% LCL	95% UCL	Min	Max	Std Err	Std Dev	CV%	QA Count
0	Negative Contr	8	60.63	60.19	61.06	60	61	0.183	0.5175	0.85%	0
100		8	55	55	55	55	55	0	0	0.0%	0
Overall		16	57.81			55	61				0 (0%)

Conductivity-µmhos

C-%	Control Type	Count	Mean	95% LCL	95% UCL	Min	Max	Std Err	Std Dev	CV%	QA Count
0	Negative Contr	8	347.1	343.8	350.4	344	356	1.394	3.944	1.14%	0
6.25		8	354.9	353.2	356.6	352	358	0.7181	2.031	0.57%	0
12.5		8	347.9	346.2	349.5	345	350	0.6928	1.959	0.56%	0
25		8	352.9	350	355.8	350	357	1.231	3.482	0.99%	0
50		8	369.6	361.3	378	358	383	3.54	10.01	2.71%	0
100		8	425.3	419.5	431	417	440	2.44	6.902	1.62%	0
Overall		48	366.3			344	440				0 (0%)

Dissolved Oxygen-mg/L

C-%	Control Type	Count	Mean	95% LCL	95% UCL	Min	Max	Std Err	Std Dev	CV%	QA Count
0	Negative Contr	8	8.075	7.819	8.331	7.8	8.5	0.1081	0.3059	3.79%	0
6.25		8	7.55	6.653	8.447	5.2	8.6	0.3794	1.073	14.21%	0
12.5		8	7.338	6.362	8.313	4.8	8.6	0.4127	1.167	15.91%	0
25		8	7.075	5.96	8.19	4	8.3	0.4716	1.334	18.85%	0
50		8	6.963	5.914	8.011	4	8.2	0.4436	1.255	18.02%	0
100		8	6.775	5.753	7.797	4	8.1	0.4321	1.222	18.04%	0
Overall		48	7.296			4	8.6				0 (0%)

Hardness (CaCO3)-mg/L

C-%	Control Type	Count	Mean	95% LCL	95% UCL	Min	Max	Std Err	Std Dev	CV%	QA Count
0	Negative Contr	8	93.13	91.83	94.42	92	95	0.5489	1.553	1.67%	0
100		8	142	142	142	142	142	0	0	0.0%	0
Overall		16	117.6			92	142				0 (0%)

pH-Units

C-%	Control Type	Count	Mean	95% LCL	95% UCL	Min	Max	Std Err	Std Dev	CV%	QA Count
0	Negative Contr	8	7.913	7.883	7.942	7.9	8	0.01249	0.03533	0.45%	0
6.25		8	7.813	7.699	7.926	7.5	7.9	0.04795	0.1356	1.74%	0
12.5		8	7.75	7.661	7.839	7.5	7.8	0.0378	0.1069	1.38%	0
25		8	7.613	7.518	7.707	7.4	7.7	0.03981	0.1126	1.48%	0
50		8	7.488	7.393	7.582	7.3	7.6	0.03981	0.1126	1.5%	0
100		8	7.338	7.212	7.463	7.1	7.5	0.05324	0.1506	2.05%	0
Overall		48	7.652			7.1	8				0 (0%)

Ceriodaphnia 7-d Survival and Reproduction Test — Aquatic Bioassay & Consulting Labs, Inc.

Temperature-°C

C-%	Control Type	Count	Mean	95% LCL	95% UCL	Min	Max	Std Err	Std Dev	CV%	QA Count
0	Negative Contr	8	24.04	23.95	24.13	24	24.3	0.03751	0.1061	0.44%	0
6.25		8	24.01	23.98	24.04	24	24.1	0.01249	0.03531	0.15%	0
12.5		8	24.01	23.98	24.04	24	24.1	0.01249	0.03531	0.15%	0
25		8	24.03	23.99	24.06	24	24.1	0.01634	0.04623	0.19%	0
50		8	24.04	23.98	24.1	24	24.2	0.02629	0.07436	0.31%	0
100		8	24.05	23.99	24.11	24	24.2	0.0267	0.07553	0.31%	0
Overall		48	24.03			24	24.3				0 (0%)

Alkalinity (CaCO3)-mg/L

C-%	Control Type	1	2	3	4	5	6	7	8
0	Negative Contr	61	61	61	61	61	60	60	60
100		55	55	55	55	55	55	55	55

Conductivity-µmhos

C-%	Control Type	1	2	3	4	5	6	7	8
0	Negative Contr	344	344	348	345	347	348	345	356
6.25		356	356	355	358	353	352	353	356
12.5		348	347	345	347	350	350	350	346
25		357	357	350	352	350	350	350	357
50		380	380	369	365	362	360	358	383
100		426	424	425	422	428	420	417	440

Dissolved Oxygen-mg/L

C-%	Control Type	1	2	3	4	5	6	7	8
0	Negative Contr	8.4	8.5	8	7.8	7.8	7.9	7.8	8.4
6.25		8.6	8.6	7.1	7.8	7.7	7.7	7.7	5.2
12.5		8.5	8.6	7.1	7.5	7.3	7.3	7.6	4.8
25		8.3	8.2	7.1	7.3	7.1	7.1	7.5	4
50		8.2	7.6	7.1	7.2	7.1	7.1	7.4	4
100		8.1	6.3	7.1	7.2	7.1	7.1	7.3	4

Hardness (CaCO3)-mg/L

C-%	Control Type	1	2	3	4	5	6	7	8
0	Negative Contr	92	92	92	92	92	95	95	95
100		142	142	142	142	142	142	142	142

pH-Units

C-%	Control Type	1	2	3	4	5	6	7	8
0	Negative Contr	8	7.9	7.9	7.9	7.9	7.9	7.9	7.9
6.25		7.9	7.8	7.8	7.9	7.9	7.9	7.8	7.5
12.5		7.8	7.8	7.8	7.8	7.8	7.8	7.7	7.5
25		7.7	7.7	7.7	7.7	7.5	7.6	7.6	7.4
50		7.6	7.4	7.6	7.6	7.4	7.5	7.5	7.3
100		7.4	7.1	7.5	7.5	7.2	7.4	7.4	7.2

Temperature-°C

C-%	Control Type	1	2	3	4	5	6	7	8
0	Negative Contr	24	24.3	24	24	24	24	24	24
6.25		24.1	24	24	24	24	24	24	24
12.5		24.1	24	24	24	24	24	24	24
25		24.1	24	24.1	24	24	24	24	24
50		24.2	24	24.1	24	24	24	24	24
100		24.2	24	24.1	24	24.1	24	24	24

aquatic bioassay & consulting laboratories, inc

January 4th, 2013

Mr. Arne Anselm
Ventura County Watershed Protection District
800 South Victoria Ave
Ventura, CA 93009

Dear Mr. Anselm:

We are pleased to present the enclosed revised bioassay report. The test was conducted under guidelines prescribed in *Short-Term Methods for Estimating the Chronic Toxicity of Effluents and Receiving Waters to Freshwater Organisms" EPA-821-R-02-013.* Results were as follows:

CLIENT:	Ventura County Flood Control
SAMPLE I.D.:	MO-FIL
DATE RECEIVED:	11/17/2012
ABC LAB. NO.:	VCF1112.265

CHRONIC CERIODAPHNIA SURVIVAL & REPRODUCTION BIOASSAY

SURVIVAL	NOEC =	100.00 %
	TUc =	1.00
	IC25 =	>100.00 %
	IC50 =	>100.00 %
REPRODUCTION	NOEC =	100.00 %
	TUc =	1.00
	IC25 =	>100.00 %
	IC50 =	>100.00 %

Yours very truly,

Scott Johnson
Laboratory Director

CETIS Summary Report

Ceriodaphnia 7-d Survival and Reproduction Test — **Aquatic Bioassay & Consulting Labs, Inc.**

Batch ID:	08-2118-9485	**Test Type:**	Reproduction-Survival (7d)	**Analyst:**	
Start Date:	20 Nov-12 16:05	**Protocol:**	EPA/821/R-02-013 (2002)	**Diluent:**	Laboratory Water
Ending Date:	27 Nov-12 15:00	**Species:**	Ceriodaphnia dubia	**Brine:**	Not Applicable
Duration:	6d 23h	**Source:**	Aquatic Biosystems, CO	**Age:**	
Sample ID:	06-1435-1055	**Code:**	VCF1112.265c	**Client:**	VCWPD
Sample Date:	17 Nov-12 09:30	**Material:**	Sample Water	**Project:**	2012/13-2 (Wet)
Receive Date:	17 Nov-12 14:20	**Source:**	Bioassay Report		
Sample Age:	79h	**Station:**	MO-FIL		

Comparison Summary

Analysis ID	Endpoint	NOEL	LOEL	TOEL	PMSD	TU	Method
01-4940-5937	7d Survival Rate	100	>100	NA	NA	1	Fisher Exact/Bonferroni-Holm Test
13-9630-3189	Reproduction	100	>100	NA	25.5%	1	Dunnett Multiple Comparison Test

Point Estimate Summary

Analysis ID	Endpoint	Level	%	95% LCL	95% UCL	TU	Method
04-4008-1430	7d Survival Rate	EC5	>100	N/A	N/A	<1	Linear Interpolation (ICPIN)
		EC10	>100	N/A	N/A	<1	
		EC15	>100	N/A	N/A	<1	
		EC20	>100	N/A	N/A	<1	
		EC25	>100	N/A	N/A	<1	
		EC40	>100	N/A	N/A	<1	
		EC50	>100	N/A	N/A	<1	
18-5396-8567	Reproduction	IC5	>100	N/A	N/A	<1	Linear Interpolation (ICPIN)
		IC10	>100	N/A	N/A	<1	
		IC15	>100	N/A	N/A	<1	
		IC20	>100	N/A	N/A	<1	
		IC25	>100	N/A	N/A	<1	
		IC40	>100	N/A	N/A	<1	
		IC50	>100	N/A	N/A	<1	

Test Acceptability

Analysis ID	Endpoint	Attribute	Test Stat	TAC Limits	Overlap	Decision
01-4940-5937	7d Survival Rate	Control Resp	1	0.8 - NL	Yes	Passes Acceptability Criteria
04-4008-1430	7d Survival Rate	Control Resp	1	0.8 - NL	Yes	Passes Acceptability Criteria
13-9630-3189	Reproduction	Control Resp	17.5	15 - NL	Yes	Passes Acceptability Criteria
18-5396-8567	Reproduction	Control Resp	17.5	15 - NL	Yes	Passes Acceptability Criteria
13-9630-3189	Reproduction	PMSD	0.2555	0.13 - 0.47	Yes	Passes Acceptability Criteria

7d Survival Rate Summary

C-%	Control Type	Count	Mean	95% LCL	95% UCL	Min	Max	Std Err	Std Dev	CV%	%Effect
0	Negative Contro	10	1	1	1	1	1	0	0	0.0%	0.0%
6.25		10	1	1	1	1	1	0	0	0.0%	0.0%
12.5		10	1	1	1	1	1	0	0	0.0%	0.0%
25		10	1	1	1	1	1	0	0	0.0%	0.0%
50		10	1	1	1	1	1	0	0	0.0%	0.0%
100		10	1	1	1	1	1	0	0	0.0%	0.0%

Reproduction Summary

C-%	Control Type	Count	Mean	95% LCL	95% UCL	Min	Max	Std Err	Std Dev	CV%	%Effect
0	Negative Contro	10	17.5	15.47	19.53	13	21	0.8975	2.838	16.22%	0.0%
6.25		10	19.1	15.65	22.55	11	25	1.524	4.818	25.22%	-9.14%
12.5		10	21	19.45	22.55	18	24	0.6831	2.16	10.29%	-20.0%
25		10	22	18.59	25.41	14	28	1.506	4.761	21.64%	-25.71%
50		10	19.7	16.88	22.52	16	27	1.248	3.945	20.03%	-12.57%
100		10	22.5	17.96	27.04	9	31	2.007	6.346	28.21%	-28.57%

Ceriodaphnia 7-d Survival and Reproduction Test **Aquatic Bioassay & Consulting Labs, Inc.**

7d Survival Rate Detail

C-%	Control Type	Rep 1	Rep 2	Rep 3	Rep 4	Rep 5	Rep 6	Rep 7	Rep 8	Rep 9	Rep 10
0	Negative Contro	1	1	1	1	1	1	1	1	1	1
6.25		1	1	1	1	1	1	1	1	1	1
12.5		1	1	1	1	1	1	1	1	1	1
25		1	1	1	1	1	1	1	1	1	1
50		1	1	1	1	1	1	1	1	1	1
100		1	1	1	1	1	1	1	1	1	1

Reproduction Detail

C-%	Control Type	Rep 1	Rep 2	Rep 3	Rep 4	Rep 5	Rep 6	Rep 7	Rep 8	Rep 9	Rep 10
0	Negative Contro	15	13	20	21	19	15	21	16	16	19
6.25		18	15	24	15	23	20	16	11	25	24
12.5		22	22	19	19	24	22	19	21	18	24
25		21	18	14	16	25	23	26	27	28	22
50		18	16	27	24	24	16	18	16	18	20
100		27	15	9	21	25	27	24	23	31	23

7d Survival Rate Binomials

C-%	Control Type	Rep 1	Rep 2	Rep 3	Rep 4	Rep 5	Rep 6	Rep 7	Rep 8	Rep 9	Rep 10
0	Negative Contro	1/1	1/1	1/1	1/1	1/1	1/1	1/1	1/1	1/1	1/1
6.25		1/1	1/1	1/1	1/1	1/1	1/1	1/1	1/1	1/1	1/1
12.5		1/1	1/1	1/1	1/1	1/1	1/1	1/1	1/1	1/1	1/1
25		1/1	1/1	1/1	1/1	1/1	1/1	1/1	1/1	1/1	1/1
50		1/1	1/1	1/1	1/1	1/1	1/1	1/1	1/1	1/1	1/1
100		1/1	1/1	1/1	1/1	1/1	1/1	1/1	1/1	1/1	1/1

CETIS Analytical Report

Ceriodaphnia 7-d Survival and Reproduction Test — **Aquatic Bioassay & Consulting Labs, Inc.**

Analysis ID:	13-9630-3189	**Endpoint:**	Reproduction	**CETIS Version:**	CETISv1.8.6
Analyzed:	04 Jan-13 11:26	**Analysis:**	Parametric-Control vs Treatments	**Official Results:**	Yes
Batch ID:	08-2118-9485	**Test Type:**	Reproduction-Survival (7d)	**Analyst:**	
Start Date:	20 Nov-12 16:05	**Protocol:**	EPA/821/R-02-013 (2002)	**Diluent:**	Laboratory Water
Ending Date:	27 Nov-12 15:00	**Species:**	Ceriodaphnia dubia	**Brine:**	Not Applicable
Duration:	6d 23h	**Source:**	Aquatic Biosystems, CO	**Age:**	
Sample ID:	06-1435-1055	**Code:**	VCF1112.265c	**Client:**	VCWPD
Sample Date:	17 Nov-12 09:30	**Material:**	Sample Water	**Project:**	2012/13-2 (Wet)
Receive Date:	17 Nov-12 14:20	**Source:**	Bioassay Report		
Sample Age:	79h	**Station:**	MO-FIL		

Data Transform	Zeta	Alt Hyp	Trials	Seed	PMSD	NOEL	LOEL	TOEL	TU
Untransformed	NA	C > T	NA	NA	25.5%	100	>100	NA	1

Dunnett Multiple Comparison Test

Control	vs	C-%	Test Stat	Critical	MSD	DF	P-Value	P-Type	Decision(α:5%)
Negative Control		6.25	-0.8192	2.289	4.471	18	0.9738	CDF	Non-Significant Effect
		12.5	-1.792	2.289	4.471	18	0.9989	CDF	Non-Significant Effect
		25	-2.304	2.289	4.471	18	0.9999	CDF	Non-Significant Effect
		50	-1.126	2.289	4.471	18	0.9893	CDF	Non-Significant Effect
		100	-2.56	2.289	4.471	18	0.9999	CDF	Non-Significant Effect

Test Acceptability Criteria

Attribute	Test Stat	TAC Limits	Overlap	Decision
Control Resp	17.5	15 - NL	Yes	Passes Acceptability Criteria
PMSD	0.2555	0.13 - 0.47	Yes	Passes Acceptability Criteria

ANOVA Table

Source	Sum Squares	Mean Square	DF	F Stat	P-Value	Decision(α:5%)
Between	178.6	35.72	5	1.873	0.1144	Non-Significant Effect
Error	1030	19.07407	54			
Total	1208.6		59			

Distributional Tests

Attribute	Test	Test Stat	Critical	P-Value	Decision(α:1%)
Variances	Bartlett Equality of Variance	11.7	15.09	0.0391	Equal Variances
Variances	Mod Levene Equality of Variance	1.335	3.377	0.2637	Equal Variances
Variances	Levene Equality of Variance	1.789	3.377	0.1306	Equal Variances
Distribution	Shapiro-Wilk W Normality	0.9746	0.9459	0.2432	Normal Distribution
Distribution	Kolmogorov-Smirnov D	0.06362	0.1331	0.7865	Normal Distribution
Distribution	D'Agostino Skewness	1.762	2.576	0.0781	Normal Distribution
Distribution	D'Agostino Kurtosis	1.235	2.576	0.2167	Normal Distribution
Distribution	D'Agostino-Pearson K2 Omnibus	4.63	9.21	0.0988	Normal Distribution
Distribution	Anderson-Darling A2 Normality	0.392	3.878	0.3831	Normal Distribution

Reproduction Summary

C-%	Control Type	Count	Mean	95% LCL	95% UCL	Median	Min	Max	Std Err	CV%	%Effect
0	Negative Control	10	17.5	15.47	19.53	17.5	13	21	0.8975	16.22%	0.0%
6.25		10	19.1	15.65	22.55	19	11	25	1.524	25.22%	-9.14%
12.5		10	21	19.45	22.55	21.5	18	24	0.6831	10.29%	-20.0%
25		10	22	18.59	25.41	22.5	14	28	1.506	21.64%	-25.71%
50		10	19.7	16.88	22.52	18	16	27	1.248	20.03%	-12.57%
100		10	22.5	17.96	27.04	23.5	9	31	2.007	28.21%	-28.57%

Ceriodaphnia 7-d Survival and Reproduction Test — **Aquatic Bioassay & Consulting Labs, Inc.**

Analysis ID:	13-9630-3189	**Endpoint:**	Reproduction	**CETIS Version:**	CETISv1.8.6
Analyzed:	04 Jan-13 11:26	**Analysis:**	Parametric-Control vs Treatments	**Official Results:**	Yes

Reproduction Detail

C-%	Control Type	Rep 1	Rep 2	Rep 3	Rep 4	Rep 5	Rep 6	Rep 7	Rep 8	Rep 9	Rep 10
0	Negative Control	15	13	20	21	19	15	21	16	16	19
6.25		18	15	24	15	23	20	16	11	25	24
12.5		22	22	19	19	24	22	19	21	18	24
25		21	18	14	16	25	23	26	27	28	22
50		18	16	27	24	24	16	18	16	18	20
100		27	15	9	21	25	27	24	23	31	23

CETIS Analytical Report

Ceriodaphnia 7-d Survival and Reproduction Test — Aquatic Bioassay & Consulting Labs, Inc.

Analysis ID:	04-4008-1430	**Endpoint:**	7d Survival Rate	**CETIS Version:**	CETISv1.8.6
Analyzed:	04 Jan-13 11:27	**Analysis:**	Linear Interpolation (ICPIN)	**Official Results:**	Yes
Batch ID:	08-2118-9485	**Test Type:**	Reproduction-Survival (7d)	**Analyst:**	
Start Date:	20 Nov-12 16:05	**Protocol:**	EPA/821/R-02-013 (2002)	**Diluent:**	Laboratory Water
Ending Date:	27 Nov-12 15:00	**Species:**	Ceriodaphnia dubia	**Brine:**	Not Applicable
Duration:	6d 23h	**Source:**	Aquatic Biosystems, CO	**Age:**	
Sample ID:	06-1435-1055	**Code:**	VCF1112.265c	**Client:**	VCWPD
Sample Date:	17 Nov-12 09:30	**Material:**	Sample Water	**Project:**	2012/13-2 (Wet)
Receive Date:	17 Nov-12 14:20	**Source:**	Bioassay Report		
Sample Age:	79h	**Station:**	MO-FIL		

Linear Interpolation Options

X Transform	Y Transform	Seed	Resamples	Exp 95% CL	Method
Linear	Linear	0	280	Yes	Two-Point Interpolation

Test Acceptability Criteria

Attribute	Test Stat	TAC Limits	Overlap	Decision
Control Resp	1	0.8 - NL	Yes	Passes Acceptability Criteria

Point Estimates

Level	%	95% LCL	95% UCL	TU	95% LCL	95% UCL
EC5	>100	N/A	N/A	<1	NA	NA
EC10	>100	N/A	N/A	<1	NA	NA
EC15	>100	N/A	N/A	<1	NA	NA
EC20	>100	N/A	N/A	<1	NA	NA
EC25	>100	N/A	N/A	<1	NA	NA
EC40	>100	N/A	N/A	<1	NA	NA
EC50	>100	N/A	N/A	<1	NA	NA

7d Survival Rate Summary

			Calculated Variate(A/B)								
C-%	Control Type	Count	Mean	Min	Max	Std Err	Std Dev	CV%	%Effect	A	B
0	Negative Control	10	1	1	1	0	0	0.0%	0.0%	10	10
6.25		10	1	1	1	0	0	0.0%	0.0%	10	10
12.5		10	1	1	1	0	0	0.0%	0.0%	10	10
25		10	1	1	1	0	0	0.0%	0.0%	10	10
50		10	1	1	1	0	0	0.0%	0.0%	10	10
100		10	1	1	1	0	0	0.0%	0.0%	10	10

7d Survival Rate Detail

C-%	Control Type	Rep 1	Rep 2	Rep 3	Rep 4	Rep 5	Rep 6	Rep 7	Rep 8	Rep 9	Rep 10
0	Negative Control	1	1	1	1	1	1	1	1	1	1
6.25		1	1	1	1	1	1	1	1	1	1
12.5		1	1	1	1	1	1	1	1	1	1
25		1	1	1	1	1	1	1	1	1	1
50		1	1	1	1	1	1	1	1	1	1
100		1	1	1	1	1	1	1	1	1	1

7d Survival Rate Binomials

C-%	Control Type	Rep 1	Rep 2	Rep 3	Rep 4	Rep 5	Rep 6	Rep 7	Rep 8	Rep 9	Rep 10
0	Negative Contro	1/1	1/1	1/1	1/1	1/1	1/1	1/1	1/1	1/1	1/1
6.25		1/1	1/1	1/1	1/1	1/1	1/1	1/1	1/1	1/1	1/1
12.5		1/1	1/1	1/1	1/1	1/1	1/1	1/1	1/1	1/1	1/1
25		1/1	1/1	1/1	1/1	1/1	1/1	1/1	1/1	1/1	1/1
50		1/1	1/1	1/1	1/1	1/1	1/1	1/1	1/1	1/1	1/1
100		1/1	1/1	1/1	1/1	1/1	1/1	1/1	1/1	1/1	1/1

Analysis ID:	04-4008-1430	**Endpoint:**	7d Survival Rate	**CETIS Version:**	CETISv1.8.6
Analyzed:	04 Jan-13 11:27	**Analysis:**	Linear Interpolation (ICPIN)	**Official Results:**	Yes

Ceriodaphnia 7-d Survival and Reproduction Test — **Aquatic Bioassay & Consulting Labs, Inc.**

Analysis ID:	18-5396-8567	**Endpoint:**	Reproduction	**CETIS Version:**	CETISv1.8.6
Analyzed:	04 Jan-13 11:26	**Analysis:**	Linear Interpolation (ICPIN)	**Official Results:**	Yes
Batch ID:	08-2118-9485	**Test Type:**	Reproduction-Survival (7d)	**Analyst:**	
Start Date:	20 Nov-12 16:05	**Protocol:**	EPA/821/R-02-013 (2002)	**Diluent:**	Laboratory Water
Ending Date:	27 Nov-12 15:00	**Species:**	Ceriodaphnia dubia	**Brine:**	Not Applicable
Duration:	6d 23h	**Source:**	Aquatic Biosystems, CO	**Age:**	
Sample ID:	06-1435-1055	**Code:**	VCF1112.265c	**Client:**	VCWPD
Sample Date:	17 Nov-12 09:30	**Material:**	Sample Water	**Project:**	2012/13-2 (Wet)
Receive Date:	17 Nov-12 14:20	**Source:**	Bioassay Report		
Sample Age:	79h	**Station:**	MO-FIL		

Linear Interpolation Options

X Transform	Y Transform	Seed	Resamples	Exp 95% CL	Method
Linear	Linear	706450	280	Yes	Two-Point Interpolation

Test Acceptability Criteria

Attribute	Test Stat	TAC Limits	Overlap	Decision
Control Resp	17.5	15 - NL	Yes	Passes Acceptability Criteria

Point Estimates

Level	%	95% LCL	95% UCL	TU	95% LCL	95% UCL
IC5	>100	N/A	N/A	<1	NA	NA
IC10	>100	N/A	N/A	<1	NA	NA
IC15	>100	N/A	N/A	<1	NA	NA
IC20	>100	N/A	N/A	<1	NA	NA
IC25	>100	N/A	N/A	<1	NA	NA
IC40	>100	N/A	N/A	<1	NA	NA
IC50	>100	N/A	N/A	<1	NA	NA

Reproduction Summary

			Calculated Variate						
C-%	Control Type	Count	Mean	Min	Max	Std Err	Std Dev	CV%	%Effect
0	Negative Control	10	17.5	13	21	0.8975	2.838	16.22%	0.0%
6.25		10	19.1	11	25	1.524	4.818	25.22%	-9.14%
12.5		10	21	18	24	0.6831	2.16	10.29%	-20.0%
25		10	22	14	28	1.506	4.761	21.64%	-25.71%
50		10	19.7	16	27	1.248	3.945	20.03%	-12.57%
100		10	22.5	9	31	2.007	6.346	28.21%	-28.57%

Reproduction Detail

C-%	Control Type	Rep 1	Rep 2	Rep 3	Rep 4	Rep 5	Rep 6	Rep 7	Rep 8	Rep 9	Rep 10
0	Negative Control	15	13	20	21	19	15	21	16	16	19
6.25		18	15	24	15	23	20	16	11	25	24
12.5		22	22	19	19	24	22	19	21	18	24
25		21	18	14	16	25	23	26	27	28	22
50		18	16	27	24	24	16	18	16	18	20
100		27	15	9	21	25	27	24	23	31	23

Analysis ID:	18-5396-8567	**Endpoint:**	Reproduction	**CETIS Version:**	CETISv1.8.6
Analyzed:	04 Jan-13 11:26	**Analysis:**	Linear Interpolation (ICPIN)	**Official Results:**	Yes

CETIS Analytical Report

Ceriodaphnia 7-d Survival and Reproduction Test — Aquatic Bioassay & Consulting Labs, Inc.

Analysis ID:	01-4940-5937	**Endpoint:**	7d Survival Rate	**CETIS Version:**	CETISv1.8.6
Analyzed:	04 Jan-13 11:26	**Analysis:**	STP 2x2 Contingency Tables	**Official Results:**	Yes
Batch ID:	08-2118-9485	**Test Type:**	Reproduction-Survival (7d)	**Analyst:**	
Start Date:	20 Nov-12 16:05	**Protocol:**	EPA/821/R-02-013 (2002)	**Diluent:**	Laboratory Water
Ending Date:	27 Nov-12 15:00	**Species:**	Ceriodaphnia dubia	**Brine:**	Not Applicable
Duration:	6d 23h	**Source:**	Aquatic Biosystems, CO	**Age:**	
Sample ID:	06-1435-1055	**Code:**	VCF1112.265c	**Client:**	VCWPD
Sample Date:	17 Nov-12 09:30	**Material:**	Sample Water	**Project:**	2012/13-2 (Wet)
Receive Date:	17 Nov-12 14:20	**Source:**	Bioassay Report		
Sample Age:	79h	**Station:**	MO-FIL		

Data Transform	Zeta	Alt Hyp	Trials	Seed	NOEL	LOEL	TOEL	TU
Untransformed		C > T	NA	NA	100	>100	NA	1

Fisher Exact/Bonferroni-Holm Test

Control	vs	C-%	Test Stat	P-Value	P-Type	Decision(α:5%)
Negative Control		6.25	1	1.0000	Exact	Non-Significant Effect
		12.5	1	1.0000	Exact	Non-Significant Effect
		25	1	1.0000	Exact	Non-Significant Effect
		50	1	1.0000	Exact	Non-Significant Effect
		100	1	1.0000	Exact	Non-Significant Effect

Test Acceptability Criteria

Attribute	Test Stat	TAC Limits	Overlap	Decision
Control Resp	1	0.8 - NL	Yes	Passes Acceptability Criteria

Data Summary

C-%	Control Type	NR	R	NR + R	Prop NR	Prop R	%Effect
0	Negative Contr	10	0	10	1	0	0.0%
6.25		10	0	10	1	0	0.0%
12.5		10	0	10	1	0	0.0%
25		10	0	10	1	0	0.0%
50		10	0	10	1	0	0.0%
100		10	0	10	1	0	0.0%

7d Survival Rate Detail

C-%	Control Type	Rep 1	Rep 2	Rep 3	Rep 4	Rep 5	Rep 6	Rep 7	Rep 8	Rep 9	Rep 10
0	Negative Control	1	1	1	1	1	1	1	1	1	1
6.25		1	1	1	1	1	1	1	1	1	1
12.5		1	1	1	1	1	1	1	1	1	1
25		1	1	1	1	1	1	1	1	1	1
50		1	1	1	1	1	1	1	1	1	1
100		1	1	1	1	1	1	1	1	1	1

7d Survival Rate Binomials

C-%	Control Type	Rep 1	Rep 2	Rep 3	Rep 4	Rep 5	Rep 6	Rep 7	Rep 8	Rep 9	Rep 10
0	Negative Contro	1/1	1/1	1/1	1/1	1/1	1/1	1/1	1/1	1/1	1/1
6.25		1/1	1/1	1/1	1/1	1/1	1/1	1/1	1/1	1/1	1/1
12.5		1/1	1/1	1/1	1/1	1/1	1/1	1/1	1/1	1/1	1/1
25		1/1	1/1	1/1	1/1	1/1	1/1	1/1	1/1	1/1	1/1
50		1/1	1/1	1/1	1/1	1/1	1/1	1/1	1/1	1/1	1/1
100		1/1	1/1	1/1	1/1	1/1	1/1	1/1	1/1	1/1	1/1

Analysis ID:	01-4940-5937	**Endpoint:**	7d Survival Rate	**CETIS Version:**	CETISv1.8.6
Analyzed:	04 Jan-13 11:26	**Analysis:**	STP 2x2 Contingency Tables	**Official Results:**	Yes

Analysis ID:	01-4940-5937	**Endpoint:**	7d Survival Rate	**CETIS Version:**	CETISv1.8.6
Analyzed:	04 Jan-13 11:26	**Analysis:**	STP 2x2 Contingency Tables	**Official Results:**	Yes

Ceriodaphnia 7-d Survival and Reproduction Test — Aquatic Bioassay & Consulting Labs, Inc.

Batch ID:	08-2118-9485	**Test Type:**	Reproduction-Survival (7d)	**Analyst:**	
Start Date:	20 Nov-12 16:05	**Protocol:**	EPA/821/R-02-013 (2002)	**Diluent:**	Laboratory Water
Ending Date:	27 Nov-12 15:00	**Species:**	Ceriodaphnia dubia	**Brine:**	Not Applicable
Duration:	6d 23h	**Source:**	Aquatic Biosystems, CO	**Age:**	
Sample ID:	06-1435-1055	**Code:**	VCF1112.265c	**Client:**	VCWPD
Sample Date:	17 Nov-12 09:30	**Material:**	Sample Water	**Project:**	2012/13-2 (Wet)
Receive Date:	17 Nov-12 14:20	**Source:**	Bioassay Report		
Sample Age:	79h	**Station:**	MO-FIL		

Alkalinity (CaCO3)-mg/L

C-%	Control Type	Count	Mean	95% LCL	95% UCL	Min	Max	Std Err	Std Dev	CV%	QA Count
0	Negative Contr	8	60.63	60.19	61.06	60	61	0.183	0.5175	0.85%	0
100		8	35	35	35	35	35	0	0	0.0%	0
Overall		16	47.81			35	61				0 (0%)

Conductivity-µmhos

C-%	Control Type	Count	Mean	95% LCL	95% UCL	Min	Max	Std Err	Std Dev	CV%	QA Count
0	Negative Contr	8	347.1	343.8	350.4	344	356	1.394	3.944	1.14%	0
6.25		8	331.9	330.5	333.2	329	333	0.5806	1.642	0.49%	0
12.5		8	325.8	320.9	330.6	320	338	2.068	5.849	1.8%	0
25		8	310.4	304.6	316.1	304	325	2.427	6.865	2.21%	0
50		8	293	278	308	274	315	6.344	17.94	6.12%	0
100		8	243.5	218.7	268.3	216	288	10.48	29.65	12.18%	0
Overall		48	308.6			216	356				0 (0%)

Dissolved Oxygen-mg/L

C-%	Control Type	Count	Mean	95% LCL	95% UCL	Min	Max	Std Err	Std Dev	CV%	QA Count
0	Negative Contr	8	8.075	7.819	8.331	7.8	8.5	0.1081	0.3059	3.79%	0
6.25		8	7.725	7.045	8.405	5.9	8.6	0.2877	0.8137	10.53%	0
12.5		8	7.475	6.334	8.616	4.2	8.5	0.4825	1.365	18.26%	0
25		8	7.175	6.089	8.261	4	8	0.4593	1.299	18.11%	0
50		8	7.175	6.089	8.261	4	8	0.4593	1.299	18.11%	0
100		8	6.675	5.519	7.831	4	7.7	0.4891	1.383	20.72%	0
Overall		48	7.383			4	8.6				0 (0%)

Hardness (CaCO3)-mg/L

C-%	Control Type	Count	Mean	95% LCL	95% UCL	Min	Max	Std Err	Std Dev	CV%	QA Count
0	Negative Contr	8	93.13	91.83	94.42	92	95	0.5489	1.553	1.67%	0
100		8	78	78	78	78	78	0	0	0.0%	0
Overall		16	85.56			78	95				0 (0%)

pH-Units

C-%	Control Type	Count	Mean	95% LCL	95% UCL	Min	Max	Std Err	Std Dev	CV%	QA Count
0	Negative Contr	8	7.913	7.883	7.942	7.9	8	0.01249	0.03533	0.45%	0
6.25		8	7.738	7.649	7.826	7.5	7.8	0.0375	0.1061	1.37%	0
12.5		8	7.7	7.591	7.809	7.4	7.8	0.04629	0.1309	1.7%	0
25		8	7.6	7.491	7.709	7.3	7.7	0.04629	0.1309	1.72%	0
50		8	7.438	7.32	7.555	7.2	7.6	0.04978	0.1408	1.89%	0
100		8	7.213	6.978	7.447	6.8	7.6	0.09899	0.28	3.88%	0
Overall		48	7.6			6.8	8				0 (0%)

Ceriodaphnia 7-d Survival and Reproduction Test — Aquatic Bioassay & Consulting Labs, Inc.

Temperature-°C

C-%	Control Type	Count	Mean	95% LCL	95% UCL	Min	Max	Std Err	Std Dev	CV%	QA Count
0	Negative Contr	8	24.04	23.95	24.13	24	24.3	0.03751	0.1061	0.44%	0
6.25		8	24.03	23.99	24.06	24	24.1	0.01634	0.04623	0.19%	0
12.5		8	24.03	23.99	24.06	24	24.1	0.01634	0.04623	0.19%	0
25		8	24.05	24.01	24.09	24	24.1	0.01886	0.05334	0.22%	0
50		8	24.06	24.02	24.11	24	24.1	0.01825	0.05161	0.21%	0
100		8	24.06	24.02	24.11	24	24.1	0.01825	0.05161	0.21%	0
Overall		48	24.04			24	24.3				0 (0%)

Alkalinity (CaCO3)-mg/L

C-%	Control Type	1	2	3	4	5	6	7	8
0	Negative Contr	61	61	61	61	61	60	60	60
100		35	35	35	35	35	35	35	35

Conductivity-µmhos

C-%	Control Type	1	2	3	4	5	6	7	8
0	Negative Contr	344	344	348	345	347	348	345	356
6.25		331	330	333	333	333	333	333	329
12.5		321	321	325	328	325	328	338	320
25		306	305	308	310	310	315	325	304
50		276	278	279	300	310	312	315	274
100		217	217	228	249	248	285	288	216

Dissolved Oxygen-mg/L

C-%	Control Type	1	2	3	4	5	6	7	8
0	Negative Contr	8.4	8.5	8	7.8	7.8	7.9	7.8	8.4
6.25		8.6	8.4	8	7.8	7.7	7.7	7.7	5.9
12.5		8.5	8.4	7.9	7.8	7.7	7.6	7.7	4.2
25		8	7.3	7.5	7.7	7.7	7.7	7.5	4
50		8	7.3	7.5	7.7	7.7	7.7	7.5	4
100		7.2	5	7.1	7.3	7.6	7.7	7.5	4

Hardness (CaCO3)-mg/L

C-%	Control Type	1	2	3	4	5	6	7	8
0	Negative Contr	92	92	92	92	92	95	95	95
100		78	78	78	78	78	78	78	78

pH-Units

C-%	Control Type	1	2	3	4	5	6	7	8
0	Negative Contr	8	7.9	7.9	7.9	7.9	7.9	7.9	7.9
6.25		7.7	7.7	7.8	7.8	7.8	7.8	7.8	7.5
12.5		7.7	7.7	7.7	7.7	7.8	7.8	7.8	7.4
25		7.6	7.6	7.6	7.6	7.7	7.7	7.7	7.3
50		7.5	7.3	7.4	7.4	7.5	7.6	7.6	7.2
100		7.1	6.8	7	7.3	7.4	7.5	7.6	7

Temperature-°C

C-%	Control Type	1	2	3	4	5	6	7	8
0	Negative Contr	24	24.3	24	24	24	24	24	24
6.25		24.1	24	24	24	24	24.1	24	24
12.5		24.1	24	24	24	24	24.1	24	24
25		24.1	24.1	24	24	24.1	24.1	24	24
50		24.1	24.1	24.1	24	24.1	24.1	24	24
100		24.1	24.1	24.1	24	24.1	24.1	24	24

aquatic bioassay & consulting laboratories, inc

January 4th, 2013

Mr. Arne Anselm
Ventura County Watershed Protection District
800 South Victoria Ave
Ventura, CA 93009

Dear Mr. Anselm:

We are pleased to present the enclosed bioassay report. The test was conducted under guidelines prescribed in *Short-Term Methods for Estimating the Chronic Toxicity of Effluents and Receiving Waters to Freshwater Organisms EPA-821-R-02-013* Results were as follows:

CLIENT:	Ventura County Flood Control
SAMPLE I.D.:	MO-MPK
DATE RECEIVED:	11/17/2012
ABC LAB. NO.:	VCF1112.263

CHRONIC SELENASTRUM ALGAE GROWTH BIOASSAY

NOEC	=	100.00 %
TUc	=	1.00
IC25	=	>100.00 %
IC50	=	>100.00 %

Yours very truly,

Scott Johnson
Laboratory Director

CETIS Summary Report

Selenastrum Growth Test — **Aquatic Bioassay & Consulting Labs, Inc.**

Batch ID:	00-5734-7252	**Test Type:**	Cell Growth	**Analyst:**	
Start Date:	21 Nov-12 11:30	**Protocol:**	EPA/821/R-02-013 (2002)	**Diluent:**	Laboratory Water
Ending Date:	25 Nov-12 11:30	**Species:**	Selenastrum capricornutum	**Brine:**	Not Applicable
Duration:	96h	**Source:**	Aquatic Biosystems, CO	**Age:**	
Sample ID:	16-4271-9968	**Code:**	VCF1112.263s	**Client:**	VCWPD
Sample Date:	17 Nov-12 10:45	**Material:**	Sample Water	**Project:**	2012/13-2 (Wet)
Receive Date:	17 Nov-12 14:20	**Source:**	Bioassay Report		
Sample Age:	4d 1h	**Station:**	MO-MPK		

Comparison Summary

Analysis ID	Endpoint	NOEL	LOEL	TOEL	PMSD	TU	Method
19-5617-0003	Cell Density	100	>100	NA	11.3%	1	Dunnett Multiple Comparison Test

Point Estimate Summary

Analysis ID	Endpoint	Level	%	95% LCL	95% UCL	TU	Method
15-8250-3568	Cell Density	IC5	>100	N/A	N/A	<1	Linear Interpolation (ICPIN)
		IC10	>100	N/A	N/A	<1	
		IC15	>100	N/A	N/A	<1	
		IC20	>100	N/A	N/A	<1	
		IC25	>100	N/A	N/A	<1	
		IC40	>100	N/A	N/A	<1	
		IC50	>100	N/A	N/A	<1	

Test Acceptability

Analysis ID	Endpoint	Attribute	Test Stat	TAC Limits	Overlap	Decision
15-8250-3568	Cell Density	Control CV	0.02363	NL - 0.2	Yes	Passes Acceptability Criteria
19-5617-0003	Cell Density	Control CV	0.02363	NL - 0.2	Yes	Passes Acceptability Criteria
15-8250-3568	Cell Density	Control Resp	1.15E+6	1.00E+6 - NL	Yes	Passes Acceptability Criteria
19-5617-0003	Cell Density	Control Resp	1.15E+6	1.00E+6 - NL	Yes	Passes Acceptability Criteria
19-5617-0003	Cell Density	PMSD	0.1129	0.091 - 0.29	Yes	Passes Acceptability Criteria

Cell Density Summary

C-%	Control Type	Count	Mean	95% LCL	95% UCL	Min	Max	Std Err	Std Dev	CV%	%Effect
0	Negative Contro	4	1.154E+6	1.111E+6	1.197E+6	1.116E+6	1.177E+6	1.363E+4	2.726E+4	2.36%	0.0%
6.25		4	1.462E+6	1.280E+6	1.643E+6	1.340E+6	1.560E+6	5.714E+4	1.143E+5	7.82%	-26.65%
12.5		4	1.576E+6	1.462E+6	1.691E+6	1.487E+6	1.636E+6	3.594E+4	7.188E+4	4.56%	-36.59%
25		4	1.620E+6	1.496E+6	1.743E+6	1.514E+6	1.694E+6	3.878E+4	7.755E+4	4.79%	-40.34%
50		4	1.741E+6	1.623E+6	1.859E+6	1.664E+6	1.841E+6	3.709E+4	7.418E+4	4.26%	-50.87%
100		4	1.643E+6	1.534E+6	1.752E+6	1.572E+6	1.711E+6	3.427E+4	6.853E+4	4.17%	-42.4%

Cell Density Detail

C-%	Control Type	Rep 1	Rep 2	Rep 3	Rep 4
0	Negative Contro	1.153E+6	1.170E+6	1.177E+6	1.116E+6
6.25		1.388E+6	1.558E+6	1.560E+6	1.340E+6
12.5		1.636E+6	1.633E+6	1.487E+6	1.549E+6
25		1.694E+6	1.614E+6	1.656E+6	1.514E+6
50		1.664E+6	1.841E+6	1.717E+6	1.742E+6
100		1.692E+6	1.572E+6	1.711E+6	1.598E+6

CETIS Analytical Report

Selenastrum Growth Test — **Aquatic Bioassay & Consulting Labs, Inc.**

Analysis ID:	19-5617-0003	**Endpoint:**	Cell Density	**CETIS Version:**	CETISv1.8.6
Analyzed:	04 Jan-13 11:27	**Analysis:**	Parametric-Control vs Treatments	**Official Results:**	Yes
Batch ID:	00-5734-7252	**Test Type:**	Cell Growth	**Analyst:**	
Start Date:	21 Nov-12 11:30	**Protocol:**	EPA/821/R-02-013 (2002)	**Diluent:**	Laboratory Water
Ending Date:	25 Nov-12 11:30	**Species:**	Selenastrum capricornutum	**Brine:**	Not Applicable
Duration:	96h	**Source:**	Aquatic Biosystems, CO	**Age:**	
Sample ID:	16-4271-9968	**Code:**	VCF1112.263s	**Client:**	VCWPD
Sample Date:	17 Nov-12 10:45	**Material:**	Sample Water	**Project:**	2012/13-2 (Wet)
Receive Date:	17 Nov-12 14:20	**Source:**	Bioassay Report		
Sample Age:	4d 1h	**Station:**	MO-MPK		

Data Transform	Zeta	Alt Hyp	Trials	Seed	PMSD	NOEL	LOEL	TOEL	TU
Untransformed	NA	C > T	NA	NA	11.3%	100	>100	NA	1

Dunnett Multiple Comparison Test

Control	vs	C-%	Test Stat	Critical	MSD	DF	P-Value	P-Type	Decision(α:5%)
Negative Control		6.25	-5.679	2.407	1E+05	6	1.0000	CDF	Non-Significant Effect
		12.5	-7.798	2.407	1E+05	6	1.0000	CDF	Non-Significant Effect
		25	-8.597	2.407	1E+05	6	1.0000	CDF	Non-Significant Effect
		50	-10.84	2.407	1E+05	6	1.0000	CDF	Non-Significant Effect
		100	-9.036	2.407	1E+05	6	1.0000	CDF	Non-Significant Effect

Test Acceptability Criteria

Attribute	Test Stat	TAC Limits	Overlap	Decision
Control CV	0.02363	NL - 0.2	Yes	Passes Acceptability Criteria
Control Resp	1.15E+6	1.00E+6 - NL	Yes	Passes Acceptability Criteria
PMSD	0.1129	0.091 - 0.29	Yes	Passes Acceptability Criteria

ANOVA Table

Source	Sum Squares	Mean Square	DF	F Stat	P-Value	Decision(α:5%)
Between	8.540963E+11	1.708193E+11	5	29.13	<0.0001	Significant Effect
Error	1.055475E+11	5863750000	18			
Total	9.596438E+11		23			

Distributional Tests

Attribute	Test	Test Stat	Critical	P-Value	Decision(α:1%)
Variances	Bartlett Equality of Variance	4.386	15.09	0.4953	Equal Variances
Variances	Mod Levene Equality of Variance	2.289	4.248	0.0893	Equal Variances
Variances	Levene Equality of Variance	2.727	4.248	0.0528	Equal Variances
Distribution	Shapiro-Wilk W Normality	0.9556	0.884	0.3569	Normal Distribution
Distribution	Kolmogorov-Smirnov D	0.1035	0.2056	0.7699	Normal Distribution
Distribution	D'Agostino Skewness	0.3155	2.576	0.7524	Normal Distribution
Distribution	D'Agostino Kurtosis	1.719	2.576	0.0856	Normal Distribution
Distribution	D'Agostino-Pearson K2 Omnibus	3.054	9.21	0.2172	Normal Distribution
Distribution	Anderson-Darling A2 Normality	0.3288	3.878	0.5308	Normal Distribution

Cell Density Summary

C-%	Control Type	Count	Mean	95% LCL	95% UCL	Median	Min	Max	Std Err	CV%	%Effect
0	Negative Control	4	1.154E+6	1.111E+6	1.197E+6	1162000	1.116E+6	1.177E+6	1.363E+4	2.36%	0.0%
6.25		4	1.462E+6	1.280E+6	1.643E+6	1473000	1.340E+6	1.560E+6	5.714E+4	7.82%	-26.65%
12.5		4	1.576E+6	1.462E+6	1.691E+6	1591000	1.487E+6	1.636E+6	3.594E+4	4.56%	-36.59%
25		4	1.620E+6	1.496E+6	1.743E+6	1635000	1.514E+6	1.694E+6	3.878E+4	4.79%	-40.34%
50		4	1.741E+6	1.623E+6	1.859E+6	1730000	1.664E+6	1.841E+6	3.709E+4	4.26%	-50.87%
100		4	1.643E+6	1.534E+6	1.752E+6	1645000	1.572E+6	1.711E+6	3.427E+4	4.17%	-42.4%

Selenastrum Growth Test — **Aquatic Bioassay & Consulting Labs, Inc.**

Analysis ID:	19-5617-0003	**Endpoint:**	Cell Density	**CETIS Version:**	CETISv1.8.6
Analyzed:	04 Jan-13 11:27	**Analysis:**	Parametric-Control vs Treatments	**Official Results:**	Yes

Cell Density Detail

C-%	Control Type	Rep 1	Rep 2	Rep 3	Rep 4
0	Negative Control	1.153E+6	1.170E+6	1.177E+6	1.116E+6
6.25		1.388E+6	1.558E+6	1.560E+6	1.340E+6
12.5		1.636E+6	1.633E+6	1.487E+6	1.549E+6
25		1.694E+6	1.614E+6	1.656E+6	1.514E+6
50		1.664E+6	1.841E+6	1.717E+6	1.742E+6
100		1.692E+6	1.572E+6	1.711E+6	1.598E+6

CETIS Analytical Report

Selenastrum Growth Test — Aquatic Bioassay & Consulting Labs, Inc.

Analysis ID:	15-8250-3568	**Endpoint:**	Cell Density	**CETIS Version:**	CETISv1.8.6
Analyzed:	04 Jan-13 11:27	**Analysis:**	Linear Interpolation (ICPIN)	**Official Results:**	Yes
Batch ID:	00-5734-7252	**Test Type:**	Cell Growth	**Analyst:**	
Start Date:	21 Nov-12 11:30	**Protocol:**	EPA/821/R-02-013 (2002)	**Diluent:**	Laboratory Water
Ending Date:	25 Nov-12 11:30	**Species:**	Selenastrum capricornutum	**Brine:**	Not Applicable
Duration:	96h	**Source:**	Aquatic Biosystems, CO	**Age:**	
Sample ID:	16-4271-9968	**Code:**	VCF1112.263s	**Client:**	VCWPD
Sample Date:	17 Nov-12 10:45	**Material:**	Sample Water	**Project:**	2012/13-2 (Wet)
Receive Date:	17 Nov-12 14:20	**Source:**	Bioassay Report		
Sample Age:	4d 1h	**Station:**	MO-MPK		

Linear Interpolation Options

X Transform	Y Transform	Seed	Resamples	Exp 95% CL	Method
Linear	Linear	0	280	Yes	Two-Point Interpolation

Test Acceptability Criteria

Attribute	Test Stat	TAC Limits	Overlap	Decision
Control CV	0.02363	NL - 0.2	Yes	Passes Acceptability Criteria
Control Resp	1.15E+6	1.00E+6 - NL	Yes	Passes Acceptability Criteria

Point Estimates

Level	%	95% LCL	95% UCL	TU	95% LCL	95% UCL
IC5	>100	N/A	N/A	<1	NA	NA
IC10	>100	N/A	N/A	<1	NA	NA
IC15	>100	N/A	N/A	<1	NA	NA
IC20	>100	N/A	N/A	<1	NA	NA
IC25	>100	N/A	N/A	<1	NA	NA
IC40	>100	N/A	N/A	<1	NA	NA
IC50	>100	N/A	N/A	<1	NA	NA

Cell Density Summary

			Calculated Variate						
C-%	Control Type	Count	Mean	Min	Max	Std Err	Std Dev	CV%	%Effect
0	Negative Control	4	1.154E+6	1.116E+6	1.177E+6	1.363E+4	2.726E+4	2.36%	0.0%
6.25		4	1.462E+6	1.340E+6	1.560E+6	5.714E+4	1.143E+5	7.82%	-26.65%
12.5		4	1.576E+6	1.487E+6	1.636E+6	3.594E+4	7.188E+4	4.56%	-36.59%
25		4	1.620E+6	1.514E+6	1.694E+6	3.878E+4	7.755E+4	4.79%	-40.34%
50		4	1.741E+6	1.664E+6	1.841E+6	3.709E+4	7.418E+4	4.26%	-50.87%
100		4	1.643E+6	1.572E+6	1.711E+6	3.427E+4	6.853E+4	4.17%	-42.4%

Cell Density Detail

C-%	Control Type	Rep 1	Rep 2	Rep 3	Rep 4
0	Negative Control	1.153E+6	1.170E+6	1.177E+6	1.116E+6
6.25		1.388E+6	1.558E+6	1.560E+6	1.340E+6
12.5		1.636E+6	1.633E+6	1.487E+6	1.549E+6
25		1.694E+6	1.614E+6	1.656E+6	1.514E+6
50		1.664E+6	1.841E+6	1.717E+6	1.742E+6
100		1.692E+6	1.572E+6	1.711E+6	1.598E+6

Analysis ID:	15-8250-3568	**Endpoint:**	Cell Density	**CETIS Version:**	CETISv1.8.6
Analyzed:	04 Jan-13 11:27	**Analysis:**	Linear Interpolation (ICPIN)	**Official Results:**	Yes

Selenastrum Growth Test — Aquatic Bioassay & Consulting Labs, Inc.

Batch ID:	00-5734-7252	**Test Type:**	Cell Growth	**Analyst:**	
Start Date:	21 Nov-12 11:30	**Protocol:**	EPA/821/R-02-013 (2002)	**Diluent:**	Laboratory Water
Ending Date:	25 Nov-12 11:30	**Species:**	Selenastrum capricornutum	**Brine:**	Not Applicable
Duration:	96h	**Source:**	Aquatic Biosystems, CO	**Age:**	
Sample ID:	16-4271-9968	**Code:**	VCF1112.263s	**Client:**	VCWPD
Sample Date:	17 Nov-12 10:45	**Material:**	Sample Water	**Project:**	2012/13-2 (Wet)
Receive Date:	17 Nov-12 14:20	**Source:**	Bioassay Report		
Sample Age:	4d 1h	**Station:**	MO-MPK		

Alkalinity (CaCO3)-mg/L

C-%	Control Type	Count	Mean	95% LCL	95% UCL	Min	Max	Std Err	Std Dev	CV%	QA Count
0	Negative Contr	1	67			67	67	0	0	0.0%	0
6.25		1	70			70	70	0	0	0.0%	0
12.5		1	62			62	62	0	0	0.0%	0
25		1	59			59	59	0	0	0.0%	0
50		1	59			59	59	0	0	0.0%	0
100		1	115			115	115	0	0	0.0%	0
Overall		6	72			59	115				0 (0%)

Conductivity-µmhos

C-%	Control Type	Count	Mean	95% LCL	95% UCL	Min	Max	Std Err	Std Dev	CV%	QA Count
0	Negative Contr	5	424	410.1	437.9	418	444	5.01	11.2	2.64%	0
6.25		5	418.6	412.7	424.5	412	425	2.112	4.722	1.13%	0
12.5		5	424.2	420.5	427.9	422	429	1.319	2.95	0.7%	0
25		5	424.4	418.9	429.9	421	432	1.965	4.393	1.04%	0
50		5	425.6	419.6	431.6	422	434	2.159	4.827	1.13%	0
100		5	423	420.4	425.6	420	425	0.9487	2.121	0.5%	0
Overall		30	423.3			412	444				0 (0%)

Hardness (CaCO3)-mg/L

C-%	Control Type	Count	Mean	95% LCL	95% UCL	Min	Max	Std Err	Std Dev	CV%	QA Count
0	Negative Contr	1	98			98	98	0	0	0.0%	0
6.25		1	108			108	108	0	0	0.0%	0
12.5		1	103			103	103	0	0	0.0%	0
25		1	99			99	99	0	0	0.0%	0
50		1	112			112	112	0	0	0.0%	0
100		1	115			115	115	0	0	0.0%	0
Overall		6	105.8			98	115				0 (0%)

pH-Units

C-%	Control Type	Count	Mean	95% LCL	95% UCL	Min	Max	Std Err	Std Dev	CV%	QA Count
0	Negative Contr	5	7.8	7.712	7.888	7.7	7.9	0.03162	0.07071	0.91%	0
6.25		5	7.82	7.684	7.956	7.7	8	0.04899	0.1095	1.4%	0
12.5		5	7.8	7.648	7.952	7.7	8	0.05477	0.1225	1.57%	0
25		5	7.74	7.598	7.882	7.6	7.9	0.05099	0.114	1.47%	0
50		5	7.66	7.472	7.848	7.5	7.9	0.06782	0.1517	1.98%	0
100		5	7.6	7.424	7.776	7.5	7.8	0.06325	0.1414	1.86%	0
Overall		30	7.737			7.5	8				0 (0%)

Temperature-°C

C-%	Control Type	Count	Mean	95% LCL	95% UCL	Min	Max	Std Err	Std Dev	CV%	QA Count
0	Negative Contr	5	24.72	24.56	24.88	24.5	24.8	0.05833	0.1304	0.53%	0
6.25		5	24.7	24.55	24.85	24.5	24.8	0.05478	0.1225	0.5%	0
12.5		5	24.7	24.55	24.85	24.5	24.8	0.05478	0.1225	0.5%	0
25		5	24.7	24.55	24.85	24.5	24.8	0.05478	0.1225	0.5%	0
50		5	24.7	24.55	24.85	24.5	24.8	0.05478	0.1225	0.5%	0
100		5	24.7	24.55	24.85	24.5	24.8	0.05478	0.1225	0.5%	0
Overall		30	24.7			24.5	24.8				0 (0%)

Selenastrum Growth Test — **Aquatic Bioassay & Consulting Labs, Inc.**

Alkalinity (CaCO3)-mg/L

C-%	Control Type	1	2	3	4	5
0	Negative Contr	67				
6.25		70				
12.5		62				
25		59				
50		59				
100		115				

Conductivity-µmhos

C-%	Control Type	1	2	3	4	5
0	Negative Contr	418	420	419	419	444
6.25		412	417	419	420	425
12.5		422	423	422	425	429
25		424	423	421	422	432
50		425	424	422	423	434
100		420	425	423	425	422

Hardness (CaCO3)-mg/L

C-%	Control Type	1	2	3	4	5
0	Negative Contr	98				
6.25		108				
12.5		103				
25		99				
50		112				
100		115				

pH-Units

C-%	Control Type	1	2	3	4	5
0	Negative Contr	7.7	7.8	7.8	7.8	7.9
6.25		7.7	7.8	7.8	7.8	8
12.5		7.7	7.8	7.7	7.8	8
25		7.7	7.8	7.6	7.7	7.9
50		7.5	7.7	7.6	7.6	7.9
100		7.5	7.7	7.5	7.5	7.8

Temperature-°C

C-%	Control Type	1	2	3	4	5
0	Negative Contr	24.8	24.8	24.8	24.7	24.5
6.25		24.8	24.8	24.7	24.7	24.5
12.5		24.8	24.8	24.7	24.7	24.5
25		24.8	24.8	24.7	24.7	24.5
50		24.8	24.8	24.7	24.7	24.5
100		24.8	24.8	24.7	24.7	24.5

aquatic bioassay & consulting laboratories, inc

January 4th, 2013

Mr. Arne Anselm
Ventura County Watershed Protection District
800 South Victoria Ave
Ventura, CA 93009

Dear Mr. Anselm:

We are pleased to present the enclosed revised bioassay report. The test was conducted under guidelines prescribed in *Short-Term Methods for Estimating the Chronic Toxicity of Effluents and Receiving Waters to Freshwater Organisms" EPA-821-R-02-013.* Results were as follows:

CLIENT:	Ventura County Flood Control
SAMPLE I.D.:	MO-MEI
DATE RECEIVED:	11/17/2012
ABC LAB. NO.:	VCF1112.256

CHRONIC FATHEAD SURVIVAL & GROWTH BIOASSAY

SURVIVAL	NOEC =	100.00 %
	TUc =	1.00
	IC25 =	>100.00 %
	IC50 =	>100.00 %
REPRODUCTION	NOEC =	100.00 %
	TUc =	1.00
	IC25 =	>100.00 %
	IC50 =	>100.00 %

Yours very truly,

Scott Johnson
Laboratory Director

Fathead Minnow 7-d Larval Survival and Growth Test — **Aquatic Bioassay & Consulting Labs, Inc.**

Batch ID:	13-7962-7774	**Test Type:**	Growth-Survival (7d)	**Analyst:**	
Start Date:	20 Nov-12 16:20	**Protocol:**	EPA/821/R-02-013 (2002)	**Diluent:**	Laboratory Water
Ending Date:	27 Nov-12 14:30	**Species:**	Pimephales promelas	**Brine:**	Not Applicable
Duration:	6d 22h	**Source:**	Aquatic Biosystems, CO	**Age:**	
Sample ID:	01-9313-3367	**Code:**	VCF1112.256f	**Client:**	VCWPD
Sample Date:	17 Nov-12 09:15	**Material:**	Sample Water	**Project:**	2012/13-2 (Wet)
Receive Date:	17 Nov-12 12:16	**Source:**	Bioassay Report		
Sample Age:	79h	**Station:**	MO-MEI		

Comparison Summary

Analysis ID	Endpoint	NOEL	LOEL	TOEL	PMSD	TU	Method
16-7106-4040	7d Survival Rate	100	>100	NA	11.5%	1	Steel Many-One Rank Sum Test
06-5930-7497	Mean Dry Biomass-mg	100	>100	NA	16.8%	1	Dunnett Multiple Comparison Test

Point Estimate Summary

Analysis ID	Endpoint	Level	%	95% LCL	95% UCL	TU	Method
14-8499-7088	7d Survival Rate	EC5	9.821	4.107	N/A	10.18	Linear Interpolation (ICPIN)
		EC10	>100	N/A	N/A	<1	
		EC15	>100	N/A	N/A	<1	
		EC20	>100	N/A	N/A	<1	
		EC25	>100	N/A	N/A	<1	
		EC40	>100	N/A	N/A	<1	
		EC50	>100	N/A	N/A	<1	
19-8819-3481	Mean Dry Biomass-mg	IC5	10.42	6.884	49.16	9.596	Linear Interpolation (ICPIN)
		IC10	28.77	N/A	N/A	3.476	
		IC15	>100	N/A	N/A	<1	
		IC20	>100	N/A	N/A	<1	
		IC25	>100	N/A	N/A	<1	
		IC40	>100	N/A	N/A	<1	
		IC50	>100	N/A	N/A	<1	

Test Acceptability

Analysis ID	Endpoint	Attribute	Test Stat	TAC Limits	Overlap	Decision
14-8499-7088	7d Survival Rate	Control Resp	1	0.8 - NL	Yes	Passes Acceptability Criteria
16-7106-4040	7d Survival Rate	Control Resp	1	0.8 - NL	Yes	Passes Acceptability Criteria
06-5930-7497	Mean Dry Biomass-mg	Control Resp	0.298	0.25 - NL	Yes	Passes Acceptability Criteria
19-8819-3481	Mean Dry Biomass-mg	Control Resp	0.298	0.25 - NL	Yes	Passes Acceptability Criteria
06-5930-7497	Mean Dry Biomass-mg	PMSD	0.1679	0.12 - 0.3	Yes	Passes Acceptability Criteria

7d Survival Rate Summary

C-%	Control Type	Count	Mean	95% LCL	95% UCL	Min	Max	Std Err	Std Dev	CV%	%Effect
0	Negative Contro	4	1	1	1	1	1	0	0	0.0%	0.0%
6.25		4	0.9833	0.9303	1	0.9333	1	0.01667	0.03333	3.39%	1.67%
12.5		4	0.8833	0.7242	1	0.7333	0.9333	0.05	0.1	11.32%	11.67%
25		4	0.9333	0.7833	1	0.8	1	0.04714	0.09428	10.1%	6.67%
50		4	0.9333	0.8108	1	0.8667	1	0.03849	0.07698	8.25%	6.67%
100		4	0.95	0.7909	1	0.8	1	0.05	0.1	10.53%	5.0%

Mean Dry Biomass-mg Summary

C-%	Control Type	Count	Mean	95% LCL	95% UCL	Min	Max	Std Err	Std Dev	CV%	%Effect
0	Negative Contro	4	0.298	0.2564	0.3396	0.2693	0.3307	0.01306	0.02612	8.77%	0.0%
6.25		4	0.3182	0.2976	0.3387	0.3067	0.3353	0.006454	0.01291	4.06%	-6.77%
12.5		4	0.285	0.2164	0.3536	0.2327	0.3367	0.02157	0.04314	15.14%	4.36%
25		4	0.2782	0.2157	0.3406	0.224	0.3093	0.01962	0.03924	14.11%	6.66%
50		4	0.2677	0.2396	0.2957	0.2467	0.2853	0.008817	0.01763	6.59%	10.18%
100		4	0.2768	0.2372	0.3165	0.2433	0.3	0.01246	0.02492	9.0%	7.1%

Fathead Minnow 7-d Larval Survival and Growth Test — Aquatic Bioassay & Consulting Labs, Inc.

7d Survival Rate Detail

C-%	Control Type	Rep 1	Rep 2	Rep 3	Rep 4
0	Negative Contro	1	1	1	1
6.25		1	1	0.9333	1
12.5		0.9333	0.7333	0.9333	0.9333
25		0.8	1	1	0.9333
50		1	0.8667	0.8667	1
100		1	1	1	0.8

Mean Dry Biomass-mg Detail

C-%	Control Type	Rep 1	Rep 2	Rep 3	Rep 4
0	Negative Contro	0.2873	0.2693	0.3047	0.3307
6.25		0.3067	0.3353	0.3207	0.31
12.5		0.2947	0.2327	0.276	0.3367
25		0.224	0.3093	0.2747	0.3047
50		0.2787	0.2467	0.26	0.2853
100		0.3	0.2907	0.2733	0.2433

7d Survival Rate Binomials

C-%	Control Type	Rep 1	Rep 2	Rep 3	Rep 4
0	Negative Contro	15/15	15/15	15/15	15/15
6.25		15/15	15/15	14/15	15/15
12.5		14/15	11/15	14/15	14/15
25		12/15	15/15	15/15	14/15
50		15/15	13/15	13/15	15/15
100		15/15	15/15	15/15	12/15

Fathead Minnow 7-d Larval Survival and Growth Test — **Aquatic Bioassay & Consulting Labs, Inc.**

Analysis ID:	16-7106-4040	**Endpoint:**	7d Survival Rate	**CETIS Version:**	CETISv1.8.6
Analyzed:	04 Jan-13 11:28	**Analysis:**	Nonparametric-Control vs Treatments	**Official Results:**	Yes
Batch ID:	13-7962-7774	**Test Type:**	Growth-Survival (7d)	**Analyst:**	
Start Date:	20 Nov-12 16:20	**Protocol:**	EPA/821/R-02-013 (2002)	**Diluent:**	Laboratory Water
Ending Date:	27 Nov-12 14:30	**Species:**	Pimephales promelas	**Brine:**	Not Applicable
Duration:	6d 22h	**Source:**	Aquatic Biosystems, CO	**Age:**	
Sample ID:	01-9313-3367	**Code:**	VCF1112.256f	**Client:**	VCWPD
Sample Date:	17 Nov-12 09:15	**Material:**	Sample Water	**Project:**	2012/13-2 (Wet)
Receive Date:	17 Nov-12 12:16	**Source:**	Bioassay Report		
Sample Age:	79h	**Station:**	MO-MEI		

Data Transform	Zeta	Alt Hyp	Trials	Seed	PMSD	NOEL	LOEL	TOEL	TU
Angular (Corrected)	NA	C > T	NA	NA	11.5%	100	>100	NA	1

Steel Many-One Rank Sum Test

Control	vs	C-%	Test Stat	Critical	Ties	DF	P-Value	P-Type	Decision(α:5%)
Negative Control		6.25	16	10	1	6	0.6105	Asymp	Non-Significant Effect
		12.5*	10	10	0	6	0.0417	Asymp	Significant Effect
		25	14	10	1	6	0.3451	Asymp	Non-Significant Effect
		50	14	10	1	6	0.3451	Asymp	Non-Significant Effect
		100	16	10	1	6	0.6105	Asymp	Non-Significant Effect

Test Acceptability Criteria

Attribute	Test Stat	TAC Limits	Overlap	Decision
Control Resp	1	0.8 - NL	Yes	Passes Acceptability Criteria

ANOVA Table

Source	Sum Squares	Mean Square	DF	F Stat	P-Value	Decision(α:5%)
Between	0.102578	0.0205156	5	1.271	0.3192	Non-Significant Effect
Error	0.2906534	0.01614741	18			
Total	0.3932314		23			

Distributional Tests

Attribute	Test	Test Stat	Critical	P-Value	Decision(α:1%)
Variances	Mod Levene Equality of Variance	0.873	4.248	0.5184	Equal Variances
Variances	Levene Equality of Variance	3.119	4.248	0.0335	Equal Variances
Distribution	Shapiro-Wilk W Normality	0.8676	0.884	0.0047	Non-normal Distribution
Distribution	Kolmogorov-Smirnov D	0.2083	0.2056	0.0084	Non-normal Distribution
Distribution	D'Agostino Skewness	2.095	2.576	0.0362	Normal Distribution
Distribution	D'Agostino Kurtosis	0.2515	2.576	0.8014	Normal Distribution
Distribution	D'Agostino-Pearson K2 Omnibus	4.45	9.21	0.1080	Normal Distribution
Distribution	Anderson-Darling A2 Normality	1.309	3.878	0.0017	Non-normal Distribution

7d Survival Rate Summary

C-%	Control Type	Count	Mean	95% LCL	95% UCL	Median	Min	Max	Std Err	CV%	%Effect
0	Negative Control	4	1	1	1	1	1	1	0	0.0%	0.0%
6.25		4	0.9833	0.9303	1	1	0.9333	1	0.01667	3.39%	1.67%
12.5		4	0.8833	0.7242	1	0.9333	0.7333	0.9333	0.05	11.32%	11.67%
25		4	0.9333	0.7833	1	0.9667	0.8	1	0.04714	10.1%	6.67%
50		4	0.9333	0.8108	1	0.9333	0.8667	1	0.03849	8.25%	6.67%
100		4	0.95	0.7909	1	1	0.8	1	0.05	10.53%	5.0%

Fathead Minnow 7-d Larval Survival and Growth Test — Aquatic Bioassay & Consulting Labs, Inc.

Analysis ID:	16-7106-4040	**Endpoint:**	7d Survival Rate	**CETIS Version:**	CETISv1.8.6
Analyzed:	04 Jan-13 11:28	**Analysis:**	Nonparametric-Control vs Treatments	**Official Results:**	Yes

Angular (Corrected) Transformed Summary

C-%	Control Type	Count	Mean	95% LCL	95% UCL	Median	Min	Max	Std Err	CV%	%Effect
0	Negative Contr	4	1.441	1.441	1.442	1.441	1.441	1.441	0	0.0%	0.0%
6.25		4	1.408	1.304	1.513	1.441	1.31	1.441	0.03292	4.68%	2.28%
12.5		4	1.239	1.015	1.463	1.31	1.028	1.31	0.07037	11.36%	14.02%
25		4	1.325	1.074	1.576	1.375	1.107	1.441	0.07893	11.92%	8.08%
50		4	1.319	1.095	1.544	1.319	1.197	1.441	0.07053	10.69%	8.48%
100		4	1.358	1.092	1.624	1.441	1.107	1.441	0.08355	12.31%	5.8%

7d Survival Rate Detail

C-%	Control Type	Rep 1	Rep 2	Rep 3	Rep 4
0	Negative Control	1	1	1	1
6.25		1	1	0.9333	1
12.5		0.9333	0.7333	0.9333	0.9333
25		0.8	1	1	0.9333
50		1	0.8667	0.8667	1
100		1	1	1	0.8

Angular (Corrected) Transformed Detail

C-%	Control Type	Rep 1	Rep 2	Rep 3	Rep 4
0	Negative Control	1.441	1.441	1.441	1.441
6.25		1.441	1.441	1.31	1.441
12.5		1.31	1.028	1.31	1.31
25		1.107	1.441	1.441	1.31
50		1.441	1.197	1.197	1.441
100		1.441	1.441	1.441	1.107

7d Survival Rate Binomials

C-%	Control Type	Rep 1	Rep 2	Rep 3	Rep 4
0	Negative Contro	15/15	15/15	15/15	15/15
6.25		15/15	15/15	14/15	15/15
12.5		14/15	11/15	14/15	14/15
25		12/15	15/15	15/15	14/15
50		15/15	13/15	13/15	15/15
100		15/15	15/15	15/15	12/15

Fathead Minnow 7-d Larval Survival and Growth Test — **Aquatic Bioassay & Consulting Labs, Inc.**

Analysis ID:	06-5930-7497	**Endpoint:**	Mean Dry Biomass-mg	**CETIS Version:**	CETISv1.8.6
Analyzed:	04 Jan-13 11:28	**Analysis:**	Parametric-Control vs Treatments	**Official Results:**	Yes
Batch ID:	13-7962-7774	**Test Type:**	Growth-Survival (7d)	**Analyst:**	
Start Date:	20 Nov-12 16:20	**Protocol:**	EPA/821/R-02-013 (2002)	**Diluent:**	Laboratory Water
Ending Date:	27 Nov-12 14:30	**Species:**	Pimephales promelas	**Brine:**	Not Applicable
Duration:	6d 22h	**Source:**	Aquatic Biosystems, CO	**Age:**	
Sample ID:	01-9313-3367	**Code:**	VCF1112.256f	**Client:**	VCWPD
Sample Date:	17 Nov-12 09:15	**Material:**	Sample Water	**Project:**	2012/13-2 (Wet)
Receive Date:	17 Nov-12 12:16	**Source:**	Bioassay Report		
Sample Age:	79h	**Station:**	MO-MEI		

Data Transform	Zeta	Alt Hyp	Trials	Seed	PMSD	NOEL	LOEL	TOEL	TU
Untransformed	NA	C > T	NA	NA	16.8%	100	>100	NA	1

Dunnett Multiple Comparison Test

Control	vs	C-%	Test Stat	Critical	MSD	DF	P-Value	P-Type	Decision(α:5%)
Negative Control		6.25	-0.9705	2.407	0.050	6	0.9813	CDF	Non-Significant Effect
		12.5	0.6256	2.407	0.050	6	0.5918	CDF	Non-Significant Effect
		25	0.9544	2.407	0.050	6	0.4421	CDF	Non-Significant Effect
		50	1.46	2.407	0.050	6	0.2411	CDF	Non-Significant Effect
		100	1.019	2.407	0.050	6	0.4137	CDF	Non-Significant Effect

Test Acceptability Criteria

Attribute	Test Stat	TAC Limits	Overlap	Decision
Control Resp	0.298	0.25 - NL	Yes	Passes Acceptability Criteria
PMSD	0.1679	0.12 - 0.3	Yes	Passes Acceptability Criteria

ANOVA Table

Source	Sum Squares	Mean Square	DF	F Stat	P-Value	Decision(α:5%)
Between	0.006603871	0.001320774	5	1.529	0.2303	Non-Significant Effect
Error	0.015545	0.0008636111	18			
Total	0.02214887		23			

Distributional Tests

Attribute	Test	Test Stat	Critical	P-Value	Decision(α:1%)
Variances	Bartlett Equality of Variance	5.01	15.09	0.4147	Equal Variances
Variances	Mod Levene Equality of Variance	0.9424	4.248	0.4776	Equal Variances
Variances	Levene Equality of Variance	1.094	4.248	0.3976	Equal Variances
Distribution	Shapiro-Wilk W Normality	0.9764	0.884	0.8210	Normal Distribution
Distribution	Kolmogorov-Smirnov D	0.1208	0.2056	0.4866	Normal Distribution
Distribution	D'Agostino Skewness	0.7649	2.576	0.4443	Normal Distribution
Distribution	D'Agostino Kurtosis	0.3386	2.576	0.7349	Normal Distribution
Distribution	D'Agostino-Pearson K2 Omnibus	0.6998	9.21	0.7048	Normal Distribution
Distribution	Anderson-Darling A2 Normality	0.2562	3.878	0.7506	Normal Distribution

Mean Dry Biomass-mg Summary

C-%	Control Type	Count	Mean	95% LCL	95% UCL	Median	Min	Max	Std Err	CV%	%Effect
0	Negative Control	4	0.298	0.2564	0.3396	0.296	0.2693	0.3307	0.01306	8.77%	0.0%
6.25		4	0.3182	0.2976	0.3387	0.3153	0.3067	0.3353	0.006454	4.06%	-6.77%
12.5		4	0.285	0.2164	0.3536	0.2853	0.2327	0.3367	0.02157	15.14%	4.36%
25		4	0.2782	0.2157	0.3406	0.2897	0.224	0.3093	0.01962	14.11%	6.66%
50		4	0.2677	0.2396	0.2957	0.2693	0.2467	0.2853	0.008817	6.59%	10.18%
100		4	0.2768	0.2372	0.3165	0.282	0.2433	0.3	0.01246	9.0%	7.1%

Fathead Minnow 7-d Larval Survival and Growth Test — **Aquatic Bioassay & Consulting Labs, Inc.**

Analysis ID:	06-5930-7497	**Endpoint:**	Mean Dry Biomass-mg	**CETIS Version:**	CETISv1.8.6
Analyzed:	04 Jan-13 11:28	**Analysis:**	Parametric-Control vs Treatments	**Official Results:**	Yes

Mean Dry Biomass-mg Detail

C-%	Control Type	Rep 1	Rep 2	Rep 3	Rep 4
0	Negative Control	0.2873	0.2693	0.3047	0.3307
6.25		0.3067	0.3353	0.3207	0.31
12.5		0.2947	0.2327	0.276	0.3367
25		0.224	0.3093	0.2747	0.3047
50		0.2787	0.2467	0.26	0.2853
100		0.3	0.2907	0.2733	0.2433

CETIS Analytical Report

Fathead Minnow 7-d Larval Survival and Growth Test — **Aquatic Bioassay & Consulting Labs, Inc.**

Analysis ID:	14-8499-7088	**Endpoint:**	7d Survival Rate	**CETIS Version:**	CETISv1.8.6
Analyzed:	04 Jan-13 11:28	**Analysis:**	Linear Interpolation (ICPIN)	**Official Results:**	Yes
Batch ID:	13-7962-7774	**Test Type:**	Growth-Survival (7d)	**Analyst:**	
Start Date:	20 Nov-12 16:20	**Protocol:**	EPA/821/R-02-013 (2002)	**Diluent:**	Laboratory Water
Ending Date:	27 Nov-12 14:30	**Species:**	Pimephales promelas	**Brine:**	Not Applicable
Duration:	6d 22h	**Source:**	Aquatic Biosystems, CO	**Age:**	
Sample ID:	01-9313-3367	**Code:**	VCF1112.256f	**Client:**	VCWPD
Sample Date:	17 Nov-12 09:15	**Material:**	Sample Water	**Project:**	2012/13-2 (Wet)
Receive Date:	17 Nov-12 12:16	**Source:**	Bioassay Report		
Sample Age:	79h	**Station:**	MO-MEI		

Linear Interpolation Options

X Transform	Y Transform	Seed	Resamples	Exp 95% CL	Method
Linear	Linear	0	280	Yes	Two-Point Interpolation

Test Acceptability Criteria

Attribute	Test Stat	TAC Limits	Overlap	Decision
Control Resp	1	0.8 - NL	Yes	Passes Acceptability Criteria

Point Estimates

Level	%	95% LCL	95% UCL	TU	95% LCL	95% UCL
EC5	9.821	4.107	N/A	10.18	NA	24.35
EC10	>100	N/A	N/A	<1	NA	NA
EC15	>100	N/A	N/A	<1	NA	NA
EC20	>100	N/A	N/A	<1	NA	NA
EC25	>100	N/A	N/A	<1	NA	NA
EC40	>100	N/A	N/A	<1	NA	NA
EC50	>100	N/A	N/A	<1	NA	NA

7d Survival Rate Summary

			Calculated Variate(A/B)								
C-%	Control Type	Count	Mean	Min	Max	Std Err	Std Dev	CV%	%Effect	A	B
0	Negative Control	4	1	1	1	0	0	0.0%	0.0%	60	60
6.25		4	0.9833	0.9333	1	0.01667	0.03333	3.39%	1.67%	59	60
12.5		4	0.8833	0.7333	0.9333	0.05	0.1	11.32%	11.67%	53	60
25		4	0.9333	0.8	1	0.04714	0.09428	10.1%	6.67%	56	60
50		4	0.9333	0.8667	1	0.03849	0.07698	8.25%	6.67%	56	60
100		4	0.95	0.8	1	0.05	0.1	10.53%	5.0%	57	60

7d Survival Rate Detail

C-%	Control Type	Rep 1	Rep 2	Rep 3	Rep 4
0	Negative Control	1	1	1	1
6.25		1	1	0.9333	1
12.5		0.9333	0.7333	0.9333	0.9333
25		0.8	1	1	0.9333
50		1	0.8667	0.8667	1
100		1	1	1	0.8

7d Survival Rate Binomials

C-%	Control Type	Rep 1	Rep 2	Rep 3	Rep 4
0	Negative Contro	15/15	15/15	15/15	15/15
6.25		15/15	15/15	14/15	15/15
12.5		14/15	11/15	14/15	14/15
25		12/15	15/15	15/15	14/15
50		15/15	13/15	13/15	15/15
100		15/15	15/15	15/15	12/15

Analysis ID:	14-8499-7088	**Endpoint:**	7d Survival Rate	**CETIS Version:**	CETISv1.8.6
Analyzed:	04 Jan-13 11:28	**Analysis:**	Linear Interpolation (ICPIN)	**Official Results:**	Yes

Fathead Minnow 7-d Larval Survival and Growth Test — **Aquatic Bioassay & Consulting Labs, Inc.**

Analysis ID:	19-8819-3481	**Endpoint:**	Mean Dry Biomass-mg	**CETIS Version:**	CETISv1.8.6
Analyzed:	04 Jan-13 11:28	**Analysis:**	Linear Interpolation (ICPIN)	**Official Results:**	Yes
Batch ID:	13-7962-7774	**Test Type:**	Growth-Survival (7d)	**Analyst:**	
Start Date:	20 Nov-12 16:20	**Protocol:**	EPA/821/R-02-013 (2002)	**Diluent:**	Laboratory Water
Ending Date:	27 Nov-12 14:30	**Species:**	Pimephales promelas	**Brine:**	Not Applicable
Duration:	6d 22h	**Source:**	Aquatic Biosystems, CO	**Age:**	
Sample ID:	01-9313-3367	**Code:**	VCF1112.256f	**Client:**	VCWPD
Sample Date:	17 Nov-12 09:15	**Material:**	Sample Water	**Project:**	2012/13-2 (Wet)
Receive Date:	17 Nov-12 12:16	**Source:**	Bioassay Report		
Sample Age:	79h	**Station:**	MO-MEI		

Linear Interpolation Options

X Transform	Y Transform	Seed	Resamples	Exp 95% CL	Method
Linear	Linear	1594369	280	Yes	Two-Point Interpolation

Test Acceptability Criteria

Attribute	Test Stat	TAC Limits	Overlap	Decision
Control Resp	0.298	0.25 - NL	Yes	Passes Acceptability Criteria

Point Estimates

Level	%	95% LCL	95% UCL	TU	95% LCL	95% UCL
IC5	10.42	6.884	49.16	9.596	2.034	14.53
IC10	28.77	N/A	N/A	3.476	NA	NA
IC15	>100	N/A	N/A	<1	NA	NA
IC20	>100	N/A	N/A	<1	NA	NA
IC25	>100	N/A	N/A	<1	NA	NA
IC40	>100	N/A	N/A	<1	NA	NA
IC50	>100	N/A	N/A	<1	NA	NA

Mean Dry Biomass-mg Summary

			Calculated Variate						
C-%	Control Type	Count	Mean	Min	Max	Std Err	Std Dev	CV%	%Effect
0	Negative Control	4	0.298	0.2693	0.3307	0.01306	0.02612	8.77%	0.0%
6.25		4	0.3182	0.3067	0.3353	0.006454	0.01291	4.06%	-6.77%
12.5		4	0.285	0.2327	0.3367	0.02157	0.04314	15.14%	4.36%
25		4	0.2782	0.224	0.3093	0.01962	0.03924	14.11%	6.66%
50		4	0.2677	0.2467	0.2853	0.008817	0.01763	6.59%	10.18%
100		4	0.2768	0.2433	0.3	0.01246	0.02492	9.0%	7.1%

Mean Dry Biomass-mg Detail

C-%	Control Type	Rep 1	Rep 2	Rep 3	Rep 4
0	Negative Control	0.2873	0.2693	0.3047	0.3307
6.25		0.3067	0.3353	0.3207	0.31
12.5		0.2947	0.2327	0.276	0.3367
25		0.224	0.3093	0.2747	0.3047
50		0.2787	0.2467	0.26	0.2853
100		0.3	0.2907	0.2733	0.2433

Analysis ID:	19-8819-3481	**Endpoint:**	Mean Dry Biomass-mg	**CETIS Version:**	CETISv1.8.6
Analyzed:	04 Jan-13 11:28	**Analysis:**	Linear Interpolation (ICPIN)	**Official Results:**	Yes

Fathead Minnow 7-d Larval Survival and Growth Test — **Aquatic Bioassay & Consulting Labs, Inc.**

Batch ID:	13-7962-7774	**Test Type:**	Growth-Survival (7d)	**Analyst:**	
Start Date:	20 Nov-12 16:20	**Protocol:**	EPA/821/R-02-013 (2002)	**Diluent:**	Laboratory Water
Ending Date:	27 Nov-12 14:30	**Species:**	Pimephales promelas	**Brine:**	Not Applicable
Duration:	6d 22h	**Source:**	Aquatic Biosystems, CO	**Age:**	
Sample ID:	01-9313-3367	**Code:**	VCF1112.256f	**Client:**	VCWPD
Sample Date:	17 Nov-12 09:15	**Material:**	Sample Water	**Project:**	2012/13-2 (Wet)
Receive Date:	17 Nov-12 12:16	**Source:**	Bioassay Report		
Sample Age:	79h	**Station:**	MO-MEI		

Alkalinity (CaCO3)-mg/L

C-%	Control Type	Count	Mean	95% LCL	95% UCL	Min	Max	Std Err	Std Dev	CV%	QA Count
0	Negative Contr	8	60.63	60.19	61.06	60	61	0.183	0.5175	0.85%	0
100		8	31	31	31	31	31	0	0	0.0%	0
Overall		16	45.81			31	61				0 (0%)

Conductivity-µmhos

C-%	Control Type	Count	Mean	95% LCL	95% UCL	Min	Max	Std Err	Std Dev	CV%	QA Count
0	Negative Contr	8	347.1	343.8	350.4	344	356	1.394	3.944	1.14%	0
6.25		8	334.4	327	341.8	323	345	3.134	8.863	2.65%	0
12.5		8	313.5	309.3	317.7	308	322	1.763	4.986	1.59%	0
25		8	287	285.7	288.3	284	289	0.5669	1.604	0.56%	0
50		8	238.6	232.2	245.1	230	248	2.719	7.689	3.22%	0
100		8	124.5	122.2	126.8	122	129	0.982	2.777	2.23%	0
Overall		48	274.2			122	356				0 (0%)

Dissolved Oxygen-mg/L

C-%	Control Type	Count	Mean	95% LCL	95% UCL	Min	Max	Std Err	Std Dev	CV%	QA Count
0	Negative Contr	8	8.075	7.819	8.331	7.8	8.5	0.1081	0.3059	3.79%	0
6.25		8	7.65	6.659	8.641	4.9	8.8	0.4192	1.186	15.5%	0
12.5		8	7.438	6.247	8.628	4	8.5	0.5035	1.424	19.15%	0
25		8	7.35	6.194	8.506	4	8.3	0.4888	1.383	18.81%	0
50		8	7.138	6.072	8.203	4	7.8	0.4508	1.275	17.86%	0
100		8	6.813	5.749	7.876	4	7.7	0.4498	1.272	18.67%	0
Overall		48	7.41			4	8.8				0 (0%)

Hardness (CaCO3)-mg/L

C-%	Control Type	Count	Mean	95% LCL	95% UCL	Min	Max	Std Err	Std Dev	CV%	QA Count
0	Negative Contr	8	93.13	91.83	94.42	92	95	0.5489	1.553	1.67%	0
100		8	46	46	46	46	46	0	0	0.0%	0
Overall		16	69.56			46	95				0 (0%)

pH-Units

C-%	Control Type	Count	Mean	95% LCL	95% UCL	Min	Max	Std Err	Std Dev	CV%	QA Count
0	Negative Contr	8	7.913	7.883	7.942	7.9	8	0.01249	0.03533	0.45%	0
6.25		8	7.838	7.72	7.955	7.5	7.9	0.04977	0.1408	1.8%	0
12.5		8	7.638	7.471	7.804	7.2	7.8	0.07055	0.1996	2.61%	0
25		8	7.488	7.33	7.645	7.2	7.7	0.06665	0.1885	2.52%	0
50		8	7.363	7.237	7.488	7.1	7.5	0.05324	0.1506	2.05%	0
100		8	7.15	7.032	7.268	7	7.3	0.05	0.1414	1.98%	0
Overall		48	7.565			7	8				0 (0%)

Fathead Minnow 7-d Larval Survival and Growth Test — Aquatic Bioassay & Consulting Labs, Inc.

Temperature-°C

C-%	Control Type	Count	Mean	95% LCL	95% UCL	Min	Max	Std Err	Std Dev	CV%	QA Count
0	Negative Contr	8	24.11	24	24.23	24	24.3	0.04795	0.1356	0.56%	0
6.25		8	24.28	24.09	24.46	24	24.6	0.07963	0.2252	0.93%	0
12.5		8	24.49	24.17	24.8	24	25	0.1329	0.3758	1.54%	0
25		8	24.49	24.17	24.8	24	25	0.1329	0.3758	1.54%	0
50		8	24.76	24.24	25.28	24	25.6	0.2203	0.6232	2.52%	0
100		8	25.06	24.33	25.8	24	26	0.3111	0.8798	3.51%	0
Overall		48	24.53			24	26				0 (0%)

Alkalinity (CaCO3)-mg/L

C-%	Control Type	1	2	3	4	5	6	7	8
0	Negative Contr	61	61	61	61	61	60	60	60
100		31	31	31	31	31	31	31	31

Conductivity-µmhos

C-%	Control Type	1	2	3	4	5	6	7	8
0	Negative Contr	344	344	348	345	347	348	345	356
6.25		326	324	335	338	342	342	345	323
12.5		308	310	312	312	314	320	322	310
25		286	286	288	287	288	289	288	284
50		231	231	235	242	245	247	248	230
100		122	122	128	125	122	125	129	123

Dissolved Oxygen-mg/L

C-%	Control Type	1	2	3	4	5	6	7	8
0	Negative Contr	8.4	8.5	8	7.8	7.8	7.9	7.8	8.4
6.25		8.5	8.8	8.1	7.7	7.7	7.8	7.7	4.9
12.5		8.5	8.2	8.1	7.7	7.6	7.7	7.7	4
25		8.1	8.3	8	7.7	7.5	7.6	7.6	4
50		7.5	7.7	7.8	7.7	7.4	7.5	7.5	4
100		6	6.8	7.7	7.7	7.3	7.5	7.5	4

Hardness (CaCO3)-mg/L

C-%	Control Type	1	2	3	4	5	6	7	8
0	Negative Contr	92	92	92	92	92	95	95	95
100		46	46	46	46	46	46	46	46

pH-Units

C-%	Control Type	1	2	3	4	5	6	7	8
0	Negative Contr	8	7.9	7.9	7.9	7.9	7.9	7.9	7.9
6.25		7.8	7.9	7.9	7.9	7.9	7.9	7.9	7.5
12.5		7.8	7.8	7.7	7.8	7.6	7.6	7.6	7.2
25		7.6	7.6	7.5	7.7	7.2	7.5	7.6	7.2
50		7.4	7.5	7.4	7.5	7.1	7.3	7.5	7.2
100		7	7	7.2	7.3	7.1	7.3	7.3	7

Temperature-°C

C-%	Control Type	1	2	3	4	5	6	7	8
0	Negative Contr	24	24.1	24.3	24	24.2	24.3	24	24
6.25		24.1	24.3	24.5	24	24	24.4	24.3	24.6
12.5		24.2	24.8	25	24	24.7	24.6	24.6	24
25		24.2	24.8	25	24	24.7	24.6	24.6	24
50		24.2	25.4	25.6	24	24.9	25	25	24
100		24.2	25.6	25.8	24	25	25.9	26	24

aquatic bioassay & consulting laboratories, inc

January 4th, 2013

Mr. Arne Anselm
Ventura County Watershed Protection District
800 South Victoria Ave
Ventura, CA 93009

Dear Mr. Anselm:

We are pleased to present the enclosed revised bioassay report. The test was conducted under guidelines prescribed in *Short-Term Methods for Estimating the Chronic Toxicity of Effluents and Receiving Waters to Freshwater Organisms" EPA-821-R-02-013.* Results were as follows:

CLIENT:	Ventura County Flood Control
SAMPLE I.D.:	MO-OXN
DATE RECEIVED:	11/17/2012
ABC LAB. NO.:	VCF1112.258

CHRONIC FATHEAD SURVIVAL & GROWTH BIOASSAY

SURVIVAL	NOEC =	100.00 %
	TUc =	1.00
	IC25 =	>100.00 %
	IC50 =	>100.00 %
REPRODUCTION	NOEC =	100.00 %
	TUc =	1.00
	IC25 =	>100.00 %
	IC50 =	>100.00 %

Yours very truly,

Scott Johnson
Laboratory Director

Fathead Minnow 7-d Larval Survival and Growth Test — **Aquatic Bioassay & Consulting Labs, Inc.**

Batch ID:	15-8309-2020	**Test Type:**	Growth-Survival (7d)	**Analyst:**	
Start Date:	20 Nov-12 16:28	**Protocol:**	EPA/821/R-02-013 (2002)	**Diluent:**	Laboratory Water
Ending Date:	27 Nov-12 14:35	**Species:**	Pimephales promelas	**Brine:**	Not Applicable
Duration:	6d 22h	**Source:**	Aquatic Biosystems, CO	**Age:**	
Sample ID:	15-8784-5418	**Code:**	VCF1112.258f	**Client:**	VCWPD
Sample Date:	17 Nov-12 08:34	**Material:**	Sample Water	**Project:**	2012/13-2 (Wet)
Receive Date:	17 Nov-12 12:42	**Source:**	Bioassay Report		
Sample Age:	80h	**Station:**	MO-OXN		

Comparison Summary

Analysis ID	Endpoint	NOEL	LOEL	TOEL	PMSD	TU	Method
18-2589-6226	7d Survival Rate	100	>100	NA	5.26%	1	Steel Many-One Rank Sum Test
06-9998-9284	Mean Dry Biomass-mg	100	>100	NA	11.3%	1	Dunnett Multiple Comparison Test

Point Estimate Summary

Analysis ID	Endpoint	Level	%	95% LCL	95% UCL	TU	Method
00-9281-4680	7d Survival Rate	EC5	75	N/A	N/A	1.333	Linear Interpolation (ICPIN)
		EC10	>100	N/A	N/A	<1	
		EC15	>100	N/A	N/A	<1	
		EC20	>100	N/A	N/A	<1	
		EC25	>100	N/A	N/A	<1	
		EC40	>100	N/A	N/A	<1	
		EC50	>100	N/A	N/A	<1	
00-7728-7069	Mean Dry Biomass-mg	IC5	>100	N/A	N/A	<1	Linear Interpolation (ICPIN)
		IC10	>100	N/A	N/A	<1	
		IC15	>100	N/A	N/A	<1	
		IC20	>100	N/A	N/A	<1	
		IC25	>100	N/A	N/A	<1	
		IC40	>100	N/A	N/A	<1	
		IC50	>100	N/A	N/A	<1	

Test Acceptability

Analysis ID	Endpoint	Attribute	Test Stat	TAC Limits	Overlap	Decision
00-9281-4680	7d Survival Rate	Control Resp	1	0.8 - NL	Yes	Passes Acceptability Criteria
18-2589-6226	7d Survival Rate	Control Resp	1	0.8 - NL	Yes	Passes Acceptability Criteria
00-7728-7069	Mean Dry Biomass-mg	Control Resp	0.28	0.25 - NL	Yes	Passes Acceptability Criteria
06-9998-9284	Mean Dry Biomass-mg	Control Resp	0.28	0.25 - NL	Yes	Passes Acceptability Criteria
06-9998-9284	Mean Dry Biomass-mg	PMSD	0.1128	0.12 - 0.3	Yes	Below Acceptability Criteria

7d Survival Rate Summary

C-%	Control Type	Count	Mean	95% LCL	95% UCL	Min	Max	Std Err	Std Dev	CV%	%Effect
0	Negative Contro	4	1	1	1	1	1	0	0	0.0%	0.0%
6.25		4	1	1	1	1	1	0	0	0.0%	0.0%
12.5		4	1	1	1	1	1	0	0	0.0%	0.0%
25		4	0.9667	0.9054	1	0.9333	1	0.01925	0.03849	3.98%	3.33%
50		4	0.9667	0.9054	1	0.9333	1	0.01925	0.03849	3.98%	3.33%
100		4	0.9333	0.8467	1	0.8667	1	0.02722	0.05443	5.83%	6.67%

Mean Dry Biomass-mg Summary

C-%	Control Type	Count	Mean	95% LCL	95% UCL	Min	Max	Std Err	Std Dev	CV%	%Effect
0	Negative Contro	4	0.28	0.2556	0.3044	0.2667	0.2967	0.007655	0.01531	5.47%	0.0%
6.25		4	0.28	0.2574	0.3026	0.2613	0.292	0.007092	0.01418	5.07%	0.0%
12.5		4	0.2822	0.2584	0.306	0.2693	0.302	0.00748	0.01496	5.3%	-0.77%
25		4	0.2675	0.2519	0.2831	0.2607	0.282	0.004887	0.009773	3.65%	4.46%
50		4	0.3012	0.2645	0.3378	0.2753	0.3273	0.01153	0.02305	7.65%	-7.56%
100		4	0.276	0.2316	0.3204	0.2393	0.306	0.01396	0.02792	10.12%	1.43%

Fathead Minnow 7-d Larval Survival and Growth Test — Aquatic Bioassay & Consulting Labs, Inc.

7d Survival Rate Detail

C-%	Control Type	Rep 1	Rep 2	Rep 3	Rep 4
0	Negative Contro	1	1	1	1
6.25		1	1	1	1
12.5		1	1	1	1
25		0.9333	1	1	0.9333
50		0.9333	1	1	0.9333
100		0.8667	0.9333	1	0.9333

Mean Dry Biomass-mg Detail

C-%	Control Type	Rep 1	Rep 2	Rep 3	Rep 4
0	Negative Contro	0.2893	0.2673	0.2967	0.2667
6.25		0.29	0.2613	0.2767	0.292
12.5		0.302	0.2693	0.272	0.2853
25		0.2607	0.2633	0.282	0.264
50		0.2753	0.312	0.3273	0.29
100		0.2393	0.306	0.2733	0.2853

7d Survival Rate Binomials

C-%	Control Type	Rep 1	Rep 2	Rep 3	Rep 4
0	Negative Contro	15/15	15/15	15/15	15/15
6.25		15/15	15/15	15/15	15/15
12.5		15/15	15/15	15/15	15/15
25		14/15	15/15	15/15	14/15
50		14/15	15/15	15/15	14/15
100		13/15	14/15	15/15	14/15

Fathead Minnow 7-d Larval Survival and Growth Test — Aquatic Bioassay & Consulting Labs, Inc.

Analysis ID:	18-2589-6226	**Endpoint:**	7d Survival Rate	**CETIS Version:**	CETISv1.8.6
Analyzed:	04 Jan-13 11:28	**Analysis:**	Nonparametric-Control vs Treatments	**Official Results:**	Yes
Batch ID:	15-8309-2020	**Test Type:**	Growth-Survival (7d)	**Analyst:**	
Start Date:	20 Nov-12 16:28	**Protocol:**	EPA/821/R-02-013 (2002)	**Diluent:**	Laboratory Water
Ending Date:	27 Nov-12 14:35	**Species:**	Pimephales promelas	**Brine:**	Not Applicable
Duration:	6d 22h	**Source:**	Aquatic Biosystems, CO	**Age:**	
Sample ID:	15-8784-5418	**Code:**	VCF1112.258f	**Client:**	VCWPD
Sample Date:	17 Nov-12 08:34	**Material:**	Sample Water	**Project:**	2012/13-2 (Wet)
Receive Date:	17 Nov-12 12:42	**Source:**	Bioassay Report		
Sample Age:	80h	**Station:**	MO-OXN		

Data Transform	Zeta	Alt Hyp	Trials	Seed	PMSD	NOEL	LOEL	TOEL	TU
Angular (Corrected)	NA	C > T	NA	NA	5.26%	100	>100	NA	1

Steel Many-One Rank Sum Test

Control	vs	C-%	Test Stat	Critical	Ties	DF	P-Value	P-Type	Decision(α:5%)
Negative Control		6.25	18	10	1	6	0.8333	Asymp	Non-Significant Effect
		12.5	18	10	1	6	0.8333	Asymp	Non-Significant Effect
		25	14	10	1	6	0.3451	Asymp	Non-Significant Effect
		50	14	10	1	6	0.3451	Asymp	Non-Significant Effect
		100	12	10	1	6	0.1424	Asymp	Non-Significant Effect

Test Acceptability Criteria

Attribute	Test Stat	TAC Limits	Overlap	Decision
Control Resp	1	0.8 - NL	Yes	Passes Acceptability Criteria

ANOVA Table

Source	Sum Squares	Mean Square	DF	F Stat	P-Value	Decision(α:5%)
Between	0.05454187	0.01090837	5	3.038	0.0368	Significant Effect
Error	0.06462777	0.003590432	18			
Total	0.1191696		23			

Distributional Tests

Attribute	Test	Test Stat	Critical	P-Value	Decision(α:1%)
Variances	Mod Levene Equality of Variance	5.919	4.248	0.0021	Unequal Variances
Variances	Levene Equality of Variance	6.614	4.248	0.0012	Unequal Variances
Distribution	Shapiro-Wilk W Normality	0.8726	0.884	0.0059	Non-normal Distribution
Distribution	Kolmogorov-Smirnov D	0.2917	0.2056	<0.0001	Non-normal Distribution
Distribution	D'Agostino Skewness	0.3054	2.576	0.7601	Normal Distribution
Distribution	D'Agostino Kurtosis	1.062	2.576	0.2880	Normal Distribution
Distribution	D'Agostino-Pearson K2 Omnibus	1.222	9.21	0.5428	Normal Distribution
Distribution	Anderson-Darling A2 Normality	1.967	3.878	<0.0001	Non-normal Distribution

7d Survival Rate Summary

C-%	Control Type	Count	Mean	95% LCL	95% UCL	Median	Min	Max	Std Err	CV%	%Effect
0	Negative Control	4	1	1	1	1	1	1	0	0.0%	0.0%
6.25		4	1	1	1	1	1	1	0	0.0%	0.0%
12.5		4	1	1	1	1	1	1	0	0.0%	0.0%
25		4	0.9667	0.9054	1	0.9667	0.9333	1	0.01924	3.98%	3.33%
50		4	0.9667	0.9054	1	0.9667	0.9333	1	0.01924	3.98%	3.33%
100		4	0.9333	0.8467	1	0.9333	0.8667	1	0.02722	5.83%	6.67%

Fathead Minnow 7-d Larval Survival and Growth Test — **Aquatic Bioassay & Consulting Labs, Inc.**

Analysis ID:	18-2589-6226	**Endpoint:**	7d Survival Rate	**CETIS Version:**	CETISv1.8.6
Analyzed:	04 Jan-13 11:28	**Analysis:**	Nonparametric-Control vs Treatments	**Official Results:**	Yes

Angular (Corrected) Transformed Summary

C-%	Control Type	Count	Mean	95% LCL	95% UCL	Median	Min	Max	Std Err	CV%	%Effect
0	Negative Contr	4	1.441	1.441	1.442	1.441	1.441	1.441	0	0.0%	0.0%
6.25		4	1.441	1.441	1.442	1.441	1.441	1.441	0	0.0%	0.0%
12.5		4	1.441	1.441	1.442	1.441	1.441	1.441	0	0.0%	0.0%
25		4	1.375	1.254	1.496	1.375	1.31	1.441	0.03802	5.53%	4.57%
50		4	1.375	1.254	1.496	1.375	1.31	1.441	0.03802	5.53%	4.57%
100		4	1.314	1.155	1.473	1.31	1.197	1.441	0.04995	7.6%	8.81%

7d Survival Rate Detail

C-%	Control Type	Rep 1	Rep 2	Rep 3	Rep 4
0	Negative Control	1	1	1	1
6.25		1	1	1	1
12.5		1	1	1	1
25		0.9333	1	1	0.9333
50		0.9333	1	1	0.9333
100		0.8667	0.9333	1	0.9333

Angular (Corrected) Transformed Detail

C-%	Control Type	Rep 1	Rep 2	Rep 3	Rep 4
0	Negative Control	1.441	1.441	1.441	1.441
6.25		1.441	1.441	1.441	1.441
12.5		1.441	1.441	1.441	1.441
25		1.31	1.441	1.441	1.31
50		1.31	1.441	1.441	1.31
100		1.197	1.31	1.441	1.31

7d Survival Rate Binomials

C-%	Control Type	Rep 1	Rep 2	Rep 3	Rep 4
0	Negative Contro	15/15	15/15	15/15	15/15
6.25		15/15	15/15	15/15	15/15
12.5		15/15	15/15	15/15	15/15
25		14/15	15/15	15/15	14/15
50		14/15	15/15	15/15	14/15
100		13/15	14/15	15/15	14/15

Fathead Minnow 7-d Larval Survival and Growth Test — **Aquatic Bioassay & Consulting Labs, Inc.**

Analysis ID:	06-9998-9284	**Endpoint:**	Mean Dry Biomass-mg	**CETIS Version:**	CETISv1.8.6
Analyzed:	04 Jan-13 11:28	**Analysis:**	Parametric-Control vs Treatments	**Official Results:**	Yes
Batch ID:	15-8309-2020	**Test Type:**	Growth-Survival (7d)	**Analyst:**	
Start Date:	20 Nov-12 16:28	**Protocol:**	EPA/821/R-02-013 (2002)	**Diluent:**	Laboratory Water
Ending Date:	27 Nov-12 14:35	**Species:**	Pimephales promelas	**Brine:**	Not Applicable
Duration:	6d 22h	**Source:**	Aquatic Biosystems, CO	**Age:**	
Sample ID:	15-8784-5418	**Code:**	VCF1112.258f	**Client:**	VCWPD
Sample Date:	17 Nov-12 08:34	**Material:**	Sample Water	**Project:**	2012/13-2 (Wet)
Receive Date:	17 Nov-12 12:42	**Source:**	Bioassay Report		
Sample Age:	80h	**Station:**	MO-OXN		

Data Transform	Zeta	Alt Hyp	Trials	Seed	PMSD	NOEL	LOEL	TOEL	TU
Untransformed	NA	C > T	NA	NA	11.3%	100	>100	NA	1

Dunnett Multiple Comparison Test

Control	vs	C-%	Test Stat	Critical	MSD	DF	P-Value	P-Type	Decision(α:5%)
Negative Control		6.25	5.68E-07	2.407	0.032	6	0.8333	CDF	Non-Significant Effect
		12.5	-0.1651	2.407	0.032	6	0.8773	CDF	Non-Significant Effect
		25	0.9527	2.407	0.032	6	0.4429	CDF	Non-Significant Effect
		50	-1.613	2.407	0.032	6	0.9971	CDF	Non-Significant Effect
		100	0.3049	2.407	0.032	6	0.7284	CDF	Non-Significant Effect

Test Acceptability Criteria

Attribute	Test Stat	TAC Limits	Overlap	Decision
Control Resp	0.28	0.25 - NL	Yes	Passes Acceptability Criteria
PMSD	0.1128	0.12 - 0.3	Yes	Below Acceptability Criteria

ANOVA Table

Source	Sum Squares	Mean Square	DF	F Stat	P-Value	Decision(α:5%)
Between	0.002468757	0.0004937515	5	1.434	0.2598	Non-Significant Effect
Error	0.006197444	0.0003443024	18			
Total	0.008666201		23			

Distributional Tests

Attribute	Test	Test Stat	Critical	P-Value	Decision(α:1%)
Variances	Bartlett Equality of Variance	3.675	15.09	0.5971	Equal Variances
Variances	Mod Levene Equality of Variance	1.175	4.248	0.3598	Equal Variances
Variances	Levene Equality of Variance	1.173	4.248	0.3604	Equal Variances
Distribution	Shapiro-Wilk W Normality	0.9806	0.884	0.9068	Normal Distribution
Distribution	Kolmogorov-Smirnov D	0.1318	0.2056	0.3417	Normal Distribution
Distribution	D'Agostino Skewness	0.3956	2.576	0.6924	Normal Distribution
Distribution	D'Agostino Kurtosis	0.07714	2.576	0.9385	Normal Distribution
Distribution	D'Agostino-Pearson K2 Omnibus	0.1624	9.21	0.9220	Normal Distribution
Distribution	Anderson-Darling A2 Normality	0.2667	3.878	0.7161	Normal Distribution

Mean Dry Biomass-mg Summary

C-%	Control Type	Count	Mean	95% LCL	95% UCL	Median	Min	Max	Std Err	CV%	%Effect
0	Negative Control	4	0.28	0.2556	0.3044	0.2783	0.2667	0.2967	0.007655	5.47%	0.0%
6.25		4	0.28	0.2574	0.3026	0.2833	0.2613	0.292	0.007092	5.07%	0.0%
12.5		4	0.2822	0.2584	0.306	0.2787	0.2693	0.302	0.00748	5.3%	-0.77%
25		4	0.2675	0.2519	0.2831	0.2637	0.2607	0.282	0.004887	3.65%	4.46%
50		4	0.3012	0.2645	0.3378	0.301	0.2753	0.3273	0.01153	7.65%	-7.56%
100		4	0.276	0.2316	0.3204	0.2793	0.2393	0.306	0.01396	10.12%	1.43%

Fathead Minnow 7-d Larval Survival and Growth Test — Aquatic Bioassay & Consulting Labs, Inc.

Analysis ID:	06-9998-9284	**Endpoint:**	Mean Dry Biomass-mg	**CETIS Version:**	CETISv1.8.6
Analyzed:	04 Jan-13 11:28	**Analysis:**	Parametric-Control vs Treatments	**Official Results:**	Yes

Mean Dry Biomass-mg Detail

C-%	Control Type	Rep 1	Rep 2	Rep 3	Rep 4
0	Negative Control	0.2893	0.2673	0.2967	0.2667
6.25		0.29	0.2613	0.2767	0.292
12.5		0.302	0.2693	0.272	0.2853
25		0.2607	0.2633	0.282	0.264
50		0.2753	0.312	0.3273	0.29
100		0.2393	0.306	0.2733	0.2853

CETIS Analytical Report

Fathead Minnow 7-d Larval Survival and Growth Test — Aquatic Bioassay & Consulting Labs, Inc.

Analysis ID:	00-9281-4680	**Endpoint:**	7d Survival Rate	**CETIS Version:**	CETISv1.8.6
Analyzed:	04 Jan-13 11:28	**Analysis:**	Linear Interpolation (ICPIN)	**Official Results:**	Yes
Batch ID:	15-8309-2020	**Test Type:**	Growth-Survival (7d)	**Analyst:**	
Start Date:	20 Nov-12 16:28	**Protocol:**	EPA/821/R-02-013 (2002)	**Diluent:**	Laboratory Water
Ending Date:	27 Nov-12 14:35	**Species:**	Pimephales promelas	**Brine:**	Not Applicable
Duration:	6d 22h	**Source:**	Aquatic Biosystems, CO	**Age:**	
Sample ID:	15-8784-5418	**Code:**	VCF1112.258f	**Client:**	VCWPD
Sample Date:	17 Nov-12 08:34	**Material:**	Sample Water	**Project:**	2012/13-2 (Wet)
Receive Date:	17 Nov-12 12:42	**Source:**	Bioassay Report		
Sample Age:	80h	**Station:**	MO-OXN		

Linear Interpolation Options

X Transform	Y Transform	Seed	Resamples	Exp 95% CL	Method
Linear	Linear	0	280	Yes	Two-Point Interpolation

Test Acceptability Criteria

Attribute	Test Stat	TAC Limits	Overlap	Decision
Control Resp	1	0.8 - NL	Yes	Passes Acceptability Criteria

Point Estimates

Level	%	95% LCL	95% UCL	TU	95% LCL	95% UCL
EC5	75	N/A	N/A	1.333	NA	NA
EC10	>100	N/A	N/A	<1	NA	NA
EC15	>100	N/A	N/A	<1	NA	NA
EC20	>100	N/A	N/A	<1	NA	NA
EC25	>100	N/A	N/A	<1	NA	NA
EC40	>100	N/A	N/A	<1	NA	NA
EC50	>100	N/A	N/A	<1	NA	NA

7d Survival Rate Summary

			Calculated Variate(A/B)								
C-%	Control Type	Count	Mean	Min	Max	Std Err	Std Dev	CV%	%Effect	A	B
0	Negative Control	4	1	1	1	0	0	0.0%	0.0%	60	60
6.25		4	1	1	1	0	0	0.0%	0.0%	60	60
12.5		4	1	1	1	0	0	0.0%	0.0%	60	60
25		4	0.9667	0.9333	1	0.01924	0.03849	3.98%	3.33%	58	60
50		4	0.9667	0.9333	1	0.01924	0.03849	3.98%	3.33%	58	60
100		4	0.9333	0.8667	1	0.02722	0.05443	5.83%	6.67%	56	60

7d Survival Rate Detail

C-%	Control Type	Rep 1	Rep 2	Rep 3	Rep 4
0	Negative Control	1	1	1	1
6.25		1	1	1	1
12.5		1	1	1	1
25		0.9333	1	1	0.9333
50		0.9333	1	1	0.9333
100		0.8667	0.9333	1	0.9333

7d Survival Rate Binomials

C-%	Control Type	Rep 1	Rep 2	Rep 3	Rep 4
0	Negative Contro	15/15	15/15	15/15	15/15
6.25		15/15	15/15	15/15	15/15
12.5		15/15	15/15	15/15	15/15
25		14/15	15/15	15/15	14/15
50		14/15	15/15	15/15	14/15
100		13/15	14/15	15/15	14/15

Analysis ID:	00-9281-4680	**Endpoint:**	7d Survival Rate	**CETIS Version:**	CETISv1.8.6
Analyzed:	04 Jan-13 11:28	**Analysis:**	Linear Interpolation (ICPIN)	**Official Results:**	Yes

Fathead Minnow 7-d Larval Survival and Growth Test — Aquatic Bioassay & Consulting Labs, Inc.

Analysis ID:	00-7728-7069	**Endpoint:**	Mean Dry Biomass-mg	**CETIS Version:**	CETISv1.8.6
Analyzed:	04 Jan-13 11:28	**Analysis:**	Linear Interpolation (ICPIN)	**Official Results:**	Yes
Batch ID:	15-8309-2020	**Test Type:**	Growth-Survival (7d)	**Analyst:**	
Start Date:	20 Nov-12 16:28	**Protocol:**	EPA/821/R-02-013 (2002)	**Diluent:**	Laboratory Water
Ending Date:	27 Nov-12 14:35	**Species:**	Pimephales promelas	**Brine:**	Not Applicable
Duration:	6d 22h	**Source:**	Aquatic Biosystems, CO	**Age:**	
Sample ID:	15-8784-5418	**Code:**	VCF1112.258f	**Client:**	VCWPD
Sample Date:	17 Nov-12 08:34	**Material:**	Sample Water	**Project:**	2012/13-2 (Wet)
Receive Date:	17 Nov-12 12:42	**Source:**	Bioassay Report		
Sample Age:	80h	**Station:**	MO-OXN		

Linear Interpolation Options

X Transform	Y Transform	Seed	Resamples	Exp 95% CL	Method
Linear	Linear	950886	280	Yes	Two-Point Interpolation

Test Acceptability Criteria

Attribute	Test Stat	TAC Limits	Overlap	Decision
Control Resp	0.28	0.25 - NL	Yes	Passes Acceptability Criteria

Point Estimates

Level	%	95% LCL	95% UCL	TU	95% LCL	95% UCL
IC5	>100	N/A	N/A	<1	NA	NA
IC10	>100	N/A	N/A	<1	NA	NA
IC15	>100	N/A	N/A	<1	NA	NA
IC20	>100	N/A	N/A	<1	NA	NA
IC25	>100	N/A	N/A	<1	NA	NA
IC40	>100	N/A	N/A	<1	NA	NA
IC50	>100	N/A	N/A	<1	NA	NA

Mean Dry Biomass-mg Summary

			Calculated Variate						
C-%	Control Type	Count	Mean	Min	Max	Std Err	Std Dev	CV%	%Effect
0	Negative Control	4	0.28	0.2667	0.2967	0.007655	0.01531	5.47%	0.0%
6.25		4	0.28	0.2613	0.292	0.007092	0.01418	5.07%	0.0%
12.5		4	0.2822	0.2693	0.302	0.00748	0.01496	5.3%	-0.77%
25		4	0.2675	0.2607	0.282	0.004887	0.009773	3.65%	4.46%
50		4	0.3012	0.2753	0.3273	0.01153	0.02305	7.65%	-7.56%
100		4	0.276	0.2393	0.306	0.01396	0.02792	10.12%	1.43%

Mean Dry Biomass-mg Detail

C-%	Control Type	Rep 1	Rep 2	Rep 3	Rep 4
0	Negative Control	0.2893	0.2673	0.2967	0.2667
6.25		0.29	0.2613	0.2767	0.292
12.5		0.302	0.2693	0.272	0.2853
25		0.2607	0.2633	0.282	0.264
50		0.2753	0.312	0.3273	0.29
100		0.2393	0.306	0.2733	0.2853

Analysis ID:	00-7728-7069	**Endpoint:**	Mean Dry Biomass-mg	**CETIS Version:**	CETISv1.8.6
Analyzed:	04 Jan-13 11:28	**Analysis:**	Linear Interpolation (ICPIN)	**Official Results:**	Yes

CETIS Measurement Report

Test Code: VCF1112.258fml | 08-5896-2093

Fathead Minnow 7-d Larval Survival and Growth Test — Aquatic Bioassay & Consulting Labs, Inc.

Batch ID:	15-8309-2020	**Test Type:**	Growth-Survival (7d)	**Analyst:**	
Start Date:	20 Nov-12 16:28	**Protocol:**	EPA/821/R-02-013 (2002)	**Diluent:**	Laboratory Water
Ending Date:	27 Nov-12 14:35	**Species:**	Pimephales promelas	**Brine:**	Not Applicable
Duration:	6d 22h	**Source:**	Aquatic Biosystems, CO	**Age:**	
Sample ID:	15-8784-5418	**Code:**	VCF1112.258f	**Client:**	VCWPD
Sample Date:	17 Nov-12 08:34	**Material:**	Sample Water	**Project:**	2012/13-2 (Wet)
Receive Date:	17 Nov-12 12:42	**Source:**	Bioassay Report		
Sample Age:	80h	**Station:**	MO-OXN		

Alkalinity (CaCO3)-mg/L

C-%	Control Type	Count	Mean	95% LCL	95% UCL	Min	Max	Std Err	Std Dev	CV%	QA Count
0	Negative Contr	8	60.63	60.19	61.06	60	61	0.183	0.5175	0.85%	0
100		8	30	30	30	30	30	0	0	0.0%	0
Overall		16	45.31			30	61				0 (0%)

Conductivity-µmhos

C-%	Control Type	Count	Mean	95% LCL	95% UCL	Min	Max	Std Err	Std Dev	CV%	QA Count
0	Negative Contr	8	347.1	343.8	350.4	344	356	1.394	3.944	1.14%	0
6.25		8	329.1	326.5	331.8	325	333	1.125	3.182	0.97%	0
12.5		8	322.5	320.7	324.3	320	325	0.7792	2.204	0.68%	0
25		8	310.4	308.2	312.5	307	315	0.9051	2.56	0.82%	0
50		8	284.6	281.6	287.7	279	289	1.295	3.662	1.29%	0
100		8	225.1	223.4	226.8	222	229	0.7181	2.031	0.9%	0
Overall		48	303.1			222	356				0 (0%)

Dissolved Oxygen-mg/L

C-%	Control Type	Count	Mean	95% LCL	95% UCL	Min	Max	Std Err	Std Dev	CV%	QA Count
0	Negative Contr	8	8.075	7.819	8.331	7.8	8.5	0.1081	0.3059	3.79%	0
6.25		8	7.588	6.775	8.4	5.3	8.6	0.3435	0.9717	12.81%	0
12.5		8	7.288	6.121	8.454	4	8.7	0.4933	1.395	19.15%	0
25		8	7.088	5.987	8.188	4	8.5	0.4654	1.316	18.57%	0
50		8	6.85	5.731	7.969	4	8.5	0.4732	1.338	19.54%	0
100		8	6.563	5.307	7.818	4	8.1	0.5308	1.501	22.88%	0
Overall		48	7.242			4	8.7				0 (0%)

Hardness (CaCO3)-mg/L

C-%	Control Type	Count	Mean	95% LCL	95% UCL	Min	Max	Std Err	Std Dev	CV%	QA Count
0	Negative Contr	8	93.13	91.83	94.42	92	95	0.5489	1.553	1.67%	0
100		8	57	57	57	57	57	0	0	0.0%	0
Overall		16	75.06			57	95				0 (0%)

pH-Units

C-%	Control Type	Count	Mean	95% LCL	95% UCL	Min	Max	Std Err	Std Dev	CV%	QA Count
0	Negative Contr	8	7.913	7.883	7.942	7.9	8	0.01249	0.03533	0.45%	0
6.25		8	7.713	7.575	7.85	7.4	7.9	0.05806	0.1642	2.13%	0
12.5		8	7.663	7.515	7.81	7.3	7.9	0.0625	0.1768	2.31%	0
25		8	310.4	308.2	312.5	307	315	0.9051	2.56	0.82%	0
50		8	7.425	7.265	7.585	7.1	7.7	0.06748	0.1909	2.57%	0
100		8	7.325	7.05	7.6	6.9	7.9	0.1161	0.3284	4.48%	0
Overall		48	58.07			6.9	315				0 (0%)

Fathead Minnow 7-d Larval Survival and Growth Test — Aquatic Bioassay & Consulting Labs, Inc.

Temperature-°C

C-%	Control Type	Count	Mean	95% LCL	95% UCL	Min	Max	Std Err	Std Dev	CV%	QA Count
0	Negative Contr	8	24.11	24	24.23	24	24.3	0.04795	0.1356	0.56%	0
6.25		8	24.34	24.11	24.57	24	24.7	0.09808	0.2774	1.14%	0
12.5		8	24.36	24.08	24.65	24	24.9	0.1209	0.342	1.4%	0
25		8	7.088	5.987	8.188	4	8.5	0.4654	1.316	18.57%	0
50		8	24.95	24.18	25.72	24	26	0.3251	0.9196	3.69%	0
100		8	25.08	24.35	25.8	24	26	0.3075	0.8697	3.47%	0
Overall		48	21.65			4	26				0 (0%)

Alkalinity (CaCO3)-mg/L

C-%	Control Type	1	2	3	4	5	6	7	8
0	Negative Contr	61	61	61	61	61	60	60	60
100		30	30	30	30	30	30	30	30

Conductivity-µmhos

C-%	Control Type	1	2	3	4	5	6	7	8
0	Negative Contr	344	344	348	345	347	348	345	356
6.25		325	325	330	330	330	333	333	327
12.5		322	321	325	322	325	325	320	320
25		309	308	310	310	312	312	315	307
50		282	279	285	285	288	289	288	281
100		226	224	225	222	224	225	229	226

Dissolved Oxygen-mg/L

C-%	Control Type	1	2	3	4	5	6	7	8
0	Negative Contr	8.4	8.5	8	7.8	7.8	7.9	7.8	8.4
6.25		8.6	8	7.9	7.8	7.7	7.7	7.7	5.3
12.5		8.7	7.8	7.2	7.7	7.7	7.7	7.5	4
25		8.5	7.3	7.1	7.3	7.5	7.5	7.5	4
50		8.5	6	7	7.2	7.3	7.3	7.5	4
100		8.1	4.4	7	7.1	7.2	7.2	7.5	4

Hardness (CaCO3)-mg/L

C-%	Control Type	1	2	3	4	5	6	7	8
0	Negative Contr	92	92	92	92	92	95	95	95
100		57	57	57	57	57	57	57	57

pH-Units

C-%	Control Type	1	2	3	4	5	6	7	8
0	Negative Contr	8	7.9	7.9	7.9	7.9	7.9	7.9	7.9
6.25		7.6	7.6	7.8	7.8	7.8	7.8	7.9	7.4
12.5		7.6	7.6	7.7	7.7	7.7	7.8	7.9	7.3
25		309	308	310	310	312	312	315	307
50		7.5	7.2	7.4	7.5	7.5	7.5	7.7	7.1
100		7.3	6.9	7.2	7.2	7.9	7.5	7.6	7

Temperature-°C

C-%	Control Type	1	2	3	4	5	6	7	8
0	Negative Contr	24	24.1	24.3	24	24.2	24.3	24	24
6.25		24.2	24.6	24.7	24	24.4	24.2	24.6	24
12.5		24.2	24.8	24.9	24	24.5	24.2	24.3	24
25		8.5	7.3	7.1	7.3	7.5	7.5	7.5	4
50		24.2	26	25.9	24	24.2	25.7	25.6	24
100		24.2	26	25.9	24	25.2	25.7	25.6	24

aquatic bioassay & consulting laboratories, inc

January 4th, 2013

Mr. Arne Anselm
Ventura County Watershed Protection District
800 South Victoria Ave
Ventura, CA 93009

Dear Mr. Anselm:

We are pleased to present the enclosed revised bioassay report. The test was conducted under guidelines prescribed in *Short-Term Methods for Estimating the Chronic Toxicity of Effluents and Receiving Waters to Freshwater Organisms" EPA-821-R-02-013.* Results were as follows:

CLIENT:	Ventura County Flood Control
SAMPLE I.D.:	MO-CAM
DATE RECEIVED:	11/17/2012
ABC LAB. NO.:	VCF1112.261

CHRONIC FATHEAD SURVIVAL & GROWTH BIOASSAY

SURVIVAL	NOEC =	100.00 %
	TUc =	1.00
	IC25 =	>100.00 %
	IC50 =	>100.00 %
REPRODUCTION	NOEC =	100.00 %
	TUc =	1.00
	IC25 =	>100.00 %
	IC50 =	>100.00 %

Yours very truly,

Scott Johnson
Laboratory Director

CETIS Summary Report

Fathead Minnow 7-d Larval Survival and Growth Test — **Aquatic Bioassay & Consulting Labs, Inc.**

Batch ID:	20-2106-3514	**Test Type:**	Growth-Survival (7d)	**Analyst:**	
Start Date:	20 Nov-12 16:38	**Protocol:**	EPA/821/R-02-013 (2002)	**Diluent:**	Laboratory Water
Ending Date:	27 Nov-12 14:40	**Species:**	Pimephales promelas	**Brine:**	Not Applicable
Duration:	6d 22h	**Source:**	Aquatic Biosystems, CO	**Age:**	
Sample ID:	07-3174-8412	**Code:**	VCF1112.261f	**Client:**	VCWPD
Sample Date:	17 Nov-12 09:25	**Material:**	Sample Water	**Project:**	2012/13-2 (Wet)
Receive Date:	17 Nov-12 12:42	**Source:**	Bioassay Report		
Sample Age:	79h	**Station:**	MO-CAM		

Comparison Summary

Analysis ID	Endpoint	NOEL	LOEL	TOEL	PMSD	TU	Method
09-2031-8096	7d Survival Rate	100	>100	NA	7.2%	1	Steel Many-One Rank Sum Test
19-5771-8506	Mean Dry Biomass-mg	100	>100	NA	17.9%	1	Dunnett Multiple Comparison Test

Point Estimate Summary

Analysis ID	Endpoint	Level	%	95% LCL	95% UCL	TU	Method
01-8212-1800	7d Survival Rate	EC5	>100	N/A	N/A	<1	Linear Interpolation (ICPIN)
		EC10	>100	N/A	N/A	<1	
		EC15	>100	N/A	N/A	<1	
		EC20	>100	N/A	N/A	<1	
		EC25	>100	N/A	N/A	<1	
		EC40	>100	N/A	N/A	<1	
		EC50	>100	N/A	N/A	<1	
15-7956-4882	Mean Dry Biomass-mg	IC5	>100	N/A	N/A	<1	Linear Interpolation (ICPIN)
		IC10	>100	N/A	N/A	<1	
		IC15	>100	N/A	N/A	<1	
		IC20	>100	N/A	N/A	<1	
		IC25	>100	N/A	N/A	<1	
		IC40	>100	N/A	N/A	<1	
		IC50	>100	N/A	N/A	<1	

Test Acceptability

Analysis ID	Endpoint	Attribute	Test Stat	TAC Limits	Overlap	Decision
01-8212-1800	7d Survival Rate	Control Resp	1	0.8 - NL	Yes	Passes Acceptability Criteria
09-2031-8096	7d Survival Rate	Control Resp	1	0.8 - NL	Yes	Passes Acceptability Criteria
15-7956-4882	Mean Dry Biomass-mg	Control Resp	0.2637	0.25 - NL	Yes	Passes Acceptability Criteria
19-5771-8506	Mean Dry Biomass-mg	Control Resp	0.2637	0.25 - NL	Yes	Passes Acceptability Criteria
19-5771-8506	Mean Dry Biomass-mg	PMSD	0.1789	0.12 - 0.3	Yes	Passes Acceptability Criteria

7d Survival Rate Summary

C-%	Control Type	Count	Mean	95% LCL	95% UCL	Min	Max	Std Err	Std Dev	CV%	%Effect
0	Negative Contro	4	1	1	1	1	1	0	0	0.0%	0.0%
6.25		4	0.9833	0.9303	1	0.9333	1	0.01667	0.03333	3.39%	1.67%
12.5		4	0.9833	0.9303	1	0.9333	1	0.01667	0.03333	3.39%	1.67%
25		4	0.95	0.8484	1	0.8667	1	0.03191	0.06383	6.72%	5.0%
50		4	0.9833	0.9303	1	0.9333	1	0.01667	0.03333	3.39%	1.67%
100		4	0.9667	0.8606	1	0.8667	1	0.03333	0.06667	6.9%	3.33%

Mean Dry Biomass-mg Summary

C-%	Control Type	Count	Mean	95% LCL	95% UCL	Min	Max	Std Err	Std Dev	CV%	%Effect
0	Negative Contro	4	0.2637	0.2163	0.311	0.2333	0.3013	0.01487	0.02974	11.28%	0.0%
6.25		4	0.2817	0.2264	0.3369	0.2473	0.3293	0.01737	0.03474	12.33%	-6.83%
12.5		4	0.2863	0.2265	0.3461	0.2333	0.3147	0.01879	0.03758	13.12%	-8.6%
25		4	0.2895	0.2532	0.3258	0.2633	0.314	0.0114	0.02279	7.87%	-9.8%
50		4	0.3113	0.279	0.3437	0.2887	0.336	0.01017	0.02035	6.54%	-18.08%
100		4	0.2967	0.2759	0.3175	0.2793	0.3107	0.006538	0.01308	4.41%	-12.52%

Fathead Minnow 7-d Larval Survival and Growth Test **Aquatic Bioassay & Consulting Labs, Inc.**

7d Survival Rate Detail

C-%	Control Type	Rep 1	Rep 2	Rep 3	Rep 4
0	Negative Contro	1	1	1	1
6.25		1	0.9333	1	1
12.5		0.9333	1	1	1
25		0.8667	0.9333	1	1
50		1	1	1	0.9333
100		1	1	0.8667	1

Mean Dry Biomass-mg Detail

C-%	Control Type	Rep 1	Rep 2	Rep 3	Rep 4
0	Negative Contro	0.248	0.272	0.3013	0.2333
6.25		0.3293	0.2473	0.2687	0.2813
12.5		0.3147	0.286	0.3113	0.2333
25		0.2633	0.2787	0.302	0.314
50		0.318	0.2887	0.3027	0.336
100		0.3107	0.3007	0.2793	0.296

7d Survival Rate Binomials

C-%	Control Type	Rep 1	Rep 2	Rep 3	Rep 4
0	Negative Contro	15/15	15/15	15/15	15/15
6.25		15/15	14/15	15/15	15/15
12.5		14/15	15/15	15/15	15/15
25		13/15	14/15	15/15	15/15
50		15/15	15/15	15/15	14/15
100		15/15	15/15	13/15	15/15

CETIS Analytical Report

Fathead Minnow 7-d Larval Survival and Growth Test — Aquatic Bioassay & Consulting Labs, Inc.

Analysis ID:	09-2031-8096	**Endpoint:**	7d Survival Rate	**CETIS Version:**	CETISv1.8.6
Analyzed:	04 Jan-13 11:29	**Analysis:**	Nonparametric-Control vs Treatments	**Official Results:**	Yes
Batch ID:	20-2106-3514	**Test Type:**	Growth-Survival (7d)	**Analyst:**	
Start Date:	20 Nov-12 16:38	**Protocol:**	EPA/821/R-02-013 (2002)	**Diluent:**	Laboratory Water
Ending Date:	27 Nov-12 14:40	**Species:**	Pimephales promelas	**Brine:**	Not Applicable
Duration:	6d 22h	**Source:**	Aquatic Biosystems, CO	**Age:**	
Sample ID:	07-3174-8412	**Code:**	VCF1112.261f	**Client:**	VCWPD
Sample Date:	17 Nov-12 09:25	**Material:**	Sample Water	**Project:**	2012/13-2 (Wet)
Receive Date:	17 Nov-12 12:42	**Source:**	Bioassay Report		
Sample Age:	79h	**Station:**	MO-CAM		

Data Transform	Zeta	Alt Hyp	Trials	Seed	PMSD	NOEL	LOEL	TOEL	TU
Angular (Corrected)	NA	C > T	NA	NA	7.2%	100	>100	NA	1

Steel Many-One Rank Sum Test

Control	vs	C-%	Test Stat	Critical	Ties	DF	P-Value	P-Type	Decision(α:5%)
Negative Control		6.25	16	10	1	6	0.6105	Asymp	Non-Significant Effect
		12.5	16	10	1	6	0.6105	Asymp	Non-Significant Effect
		25	14	10	1	6	0.3451	Asymp	Non-Significant Effect
		50	16	10	1	6	0.6105	Asymp	Non-Significant Effect
		100	16	10	1	6	0.6105	Asymp	Non-Significant Effect

Test Acceptability Criteria

Attribute	Test Stat	TAC Limits	Overlap	Decision
Control Resp	1	0.8 - NL	Yes	Passes Acceptability Criteria

ANOVA Table

Source	Sum Squares	Mean Square	DF	F Stat	P-Value	Decision(α:5%)
Between	0.02031768	0.004063535	5	0.5829	0.7128	Non-Significant Effect
Error	0.12549	0.006971664	18			
Total	0.1458076		23			

Distributional Tests

Attribute	Test	Test Stat	Critical	P-Value	Decision(α:1%)
Variances	Mod Levene Equality of Variance	0.7839	4.248	0.5745	Equal Variances
Variances	Levene Equality of Variance	3.155	4.248	0.0322	Equal Variances
Distribution	Shapiro-Wilk W Normality	0.851	0.884	0.0023	Non-normal Distribution
Distribution	Kolmogorov-Smirnov D	0.2554	0.2056	0.0003	Non-normal Distribution
Distribution	D'Agostino Skewness	2.339	2.576	0.0193	Normal Distribution
Distribution	D'Agostino Kurtosis	0.8598	2.576	0.3899	Normal Distribution
Distribution	D'Agostino-Pearson K2 Omnibus	6.211	9.21	0.0448	Normal Distribution
Distribution	Anderson-Darling A2 Normality	1.799	3.878	<0.0001	Non-normal Distribution

7d Survival Rate Summary

C-%	Control Type	Count	Mean	95% LCL	95% UCL	Median	Min	Max	Std Err	CV%	%Effect
0	Negative Control	4	1	1	1	1	1	1	0	0.0%	0.0%
6.25		4	0.9833	0.9303	1	1	0.9333	1	0.01667	3.39%	1.67%
12.5		4	0.9833	0.9303	1	1	0.9333	1	0.01667	3.39%	1.67%
25		4	0.95	0.8484	1	0.9667	0.8667	1	0.03191	6.72%	5.0%
50		4	0.9833	0.9303	1	1	0.9333	1	0.01667	3.39%	1.67%
100		4	0.9667	0.8606	1	1	0.8667	1	0.03333	6.9%	3.33%

Fathead Minnow 7-d Larval Survival and Growth Test — Aquatic Bioassay & Consulting Labs, Inc.

Analysis ID:	09-2031-8096	**Endpoint:**	7d Survival Rate	**CETIS Version:**	CETISv1.8.6
Analyzed:	04 Jan-13 11:29	**Analysis:**	Nonparametric-Control vs Treatments	**Official Results:**	Yes

Angular (Corrected) Transformed Summary

C-%	Control Type	Count	Mean	95% LCL	95% UCL	Median	Min	Max	Std Err	CV%	%Effect
0	Negative Contr	4	1.441	1.441	1.442	1.441	1.441	1.441	0	0.0%	0.0%
6.25		4	1.408	1.304	1.513	1.441	1.31	1.441	0.03292	4.68%	2.28%
12.5		4	1.408	1.304	1.513	1.441	1.31	1.441	0.03292	4.68%	2.28%
25		4	1.347	1.16	1.535	1.375	1.197	1.441	0.05894	8.75%	6.52%
50		4	1.408	1.304	1.513	1.441	1.31	1.441	0.03292	4.68%	2.28%
100		4	1.38	1.186	1.575	1.441	1.197	1.441	0.06108	8.85%	4.24%

7d Survival Rate Detail

C-%	Control Type	Rep 1	Rep 2	Rep 3	Rep 4
0	Negative Control	1	1	1	1
6.25		1	0.9333	1	1
12.5		0.9333	1	1	1
25		0.8667	0.9333	1	1
50		1	1	1	0.9333
100		1	1	0.8667	1

Angular (Corrected) Transformed Detail

C-%	Control Type	Rep 1	Rep 2	Rep 3	Rep 4
0	Negative Control	1.441	1.441	1.441	1.441
6.25		1.441	1.31	1.441	1.441
12.5		1.31	1.441	1.441	1.441
25		1.197	1.31	1.441	1.441
50		1.441	1.441	1.441	1.31
100		1.441	1.441	1.197	1.441

7d Survival Rate Binomials

C-%	Control Type	Rep 1	Rep 2	Rep 3	Rep 4
0	Negative Contro	15/15	15/15	15/15	15/15
6.25		15/15	14/15	15/15	15/15
12.5		14/15	15/15	15/15	15/15
25		13/15	14/15	15/15	15/15
50		15/15	15/15	15/15	14/15
100		15/15	15/15	13/15	15/15

Fathead Minnow 7-d Larval Survival and Growth Test — **Aquatic Bioassay & Consulting Labs, Inc.**

Analysis ID:	19-5771-8506	**Endpoint:**	Mean Dry Biomass-mg	**CETIS Version:**	CETISv1.8.6
Analyzed:	04 Jan-13 11:29	**Analysis:**	Parametric-Control vs Treatments	**Official Results:**	Yes
Batch ID:	20-2106-3514	**Test Type:**	Growth-Survival (7d)	**Analyst:**	
Start Date:	20 Nov-12 16:38	**Protocol:**	EPA/821/R-02-013 (2002)	**Diluent:**	Laboratory Water
Ending Date:	27 Nov-12 14:40	**Species:**	Pimephales promelas	**Brine:**	Not Applicable
Duration:	6d 22h	**Source:**	Aquatic Biosystems, CO	**Age:**	
Sample ID:	07-3174-8412	**Code:**	VCF1112.261f	**Client:**	VCWPD
Sample Date:	17 Nov-12 09:25	**Material:**	Sample Water	**Project:**	2012/13-2 (Wet)
Receive Date:	17 Nov-12 12:42	**Source:**	Bioassay Report		
Sample Age:	79h	**Station:**	MO-CAM		

Data Transform	Zeta	Alt Hyp	Trials	Seed	PMSD	NOEL	LOEL	TOEL	TU
Untransformed	NA	C > T	NA	NA	17.9%	100	>100	NA	1

Dunnett Multiple Comparison Test

Control	vs	C-%	Test Stat	Critical	MSD	DF	P-Value	P-Type	Decision(α:5%)
Negative Control		6.25	-0.9186	2.407	0.047	6	0.9785	CDF	Non-Significant Effect
		12.5	-1.157	2.407	0.047	6	0.9888	CDF	Non-Significant Effect
		25	-1.318	2.407	0.047	6	0.9929	CDF	Non-Significant Effect
		50	-2.432	2.407	0.047	6	0.9998	CDF	Non-Significant Effect
		100	-1.684	2.407	0.047	6	0.9976	CDF	Non-Significant Effect

Test Acceptability Criteria

Attribute	Test Stat	TAC Limits	Overlap	Decision
Control Resp	0.2637	0.25 - NL	Yes	Passes Acceptability Criteria
PMSD	0.1789	0.12 - 0.3	Yes	Passes Acceptability Criteria

ANOVA Table

Source	Sum Squares	Mean Square	DF	F Stat	P-Value	Decision(α:5%)
Between	0.005026314	0.001005263	5	1.309	0.3041	Non-Significant Effect
Error	0.01382389	0.0007679938	18			
Total	0.0188502		23			

Distributional Tests

Attribute	Test	Test Stat	Critical	P-Value	Decision(α:1%)
Variances	Bartlett Equality of Variance	3.476	15.09	0.6270	Equal Variances
Variances	Mod Levene Equality of Variance	0.6198	4.248	0.6865	Equal Variances
Variances	Levene Equality of Variance	0.7659	4.248	0.5862	Equal Variances
Distribution	Shapiro-Wilk W Normality	0.9913	0.884	0.9984	Normal Distribution
Distribution	Kolmogorov-Smirnov D	0.09119	0.2056	0.9990	Normal Distribution
Distribution	D'Agostino Skewness	0.1776	2.576	0.8590	Normal Distribution
Distribution	D'Agostino Kurtosis	0.1516	2.576	0.8795	Normal Distribution
Distribution	D'Agostino-Pearson K2 Omnibus	0.05455	9.21	0.9731	Normal Distribution
Distribution	Anderson-Darling A2 Normality	0.1314	3.878	1.0000	Normal Distribution

Mean Dry Biomass-mg Summary

C-%	Control Type	Count	Mean	95% LCL	95% UCL	Median	Min	Max	Std Err	CV%	%Effect
0	Negative Control	4	0.2637	0.2163	0.311	0.26	0.2333	0.3013	0.01487	11.28%	0.0%
6.25		4	0.2817	0.2264	0.3369	0.275	0.2473	0.3293	0.01737	12.33%	-6.83%
12.5		4	0.2863	0.2265	0.3461	0.2987	0.2333	0.3147	0.01879	13.12%	-8.6%
25		4	0.2895	0.2532	0.3258	0.2903	0.2633	0.314	0.0114	7.87%	-9.8%
50		4	0.3113	0.279	0.3437	0.3103	0.2887	0.336	0.01017	6.54%	-18.08%
100		4	0.2967	0.2759	0.3175	0.2983	0.2793	0.3107	0.006538	4.41%	-12.52%

Fathead Minnow 7-d Larval Survival and Growth Test — **Aquatic Bioassay & Consulting Labs, Inc.**

Analysis ID: 19-5771-8506 **Endpoint:** Mean Dry Biomass-mg **CETIS Version:** CETISv1.8.6
Analyzed: 04 Jan-13 11:29 **Analysis:** Parametric-Control vs Treatments **Official Results:** Yes

Mean Dry Biomass-mg Detail

C-%	Control Type	Rep 1	Rep 2	Rep 3	Rep 4
0	Negative Control	0.248	0.272	0.3013	0.2333
6.25		0.3293	0.2473	0.2687	0.2813
12.5		0.3147	0.286	0.3113	0.2333
25		0.2633	0.2787	0.302	0.314
50		0.318	0.2887	0.3027	0.336
100		0.3107	0.3007	0.2793	0.296

CETIS Analytical Report

Fathead Minnow 7-d Larval Survival and Growth Test — **Aquatic Bioassay & Consulting Labs, Inc.**

Analysis ID:	01-8212-1800	**Endpoint:**	7d Survival Rate	**CETIS Version:**	CETISv1.8.6
Analyzed:	04 Jan-13 11:29	**Analysis:**	Linear Interpolation (ICPIN)	**Official Results:**	Yes
Batch ID:	20-2106-3514	**Test Type:**	Growth-Survival (7d)	**Analyst:**	
Start Date:	20 Nov-12 16:38	**Protocol:**	EPA/821/R-02-013 (2002)	**Diluent:**	Laboratory Water
Ending Date:	27 Nov-12 14:40	**Species:**	Pimephales promelas	**Brine:**	Not Applicable
Duration:	6d 22h	**Source:**	Aquatic Biosystems, CO	**Age:**	
Sample ID:	07-3174-8412	**Code:**	VCF1112.261f	**Client:**	VCWPD
Sample Date:	17 Nov-12 09:25	**Material:**	Sample Water	**Project:**	2012/13-2 (Wet)
Receive Date:	17 Nov-12 12:42	**Source:**	Bioassay Report		
Sample Age:	79h	**Station:**	MO-CAM		

Linear Interpolation Options

X Transform	Y Transform	Seed	Resamples	Exp 95% CL	Method
Linear	Linear	0	280	Yes	Two-Point Interpolation

Test Acceptability Criteria

Attribute	Test Stat	TAC Limits	Overlap	Decision
Control Resp	1	0.8 - NL	Yes	Passes Acceptability Criteria

Point Estimates

Level	%	95% LCL	95% UCL	TU	95% LCL	95% UCL
EC5	>100	N/A	N/A	<1	NA	NA
EC10	>100	N/A	N/A	<1	NA	NA
EC15	>100	N/A	N/A	<1	NA	NA
EC20	>100	N/A	N/A	<1	NA	NA
EC25	>100	N/A	N/A	<1	NA	NA
EC40	>100	N/A	N/A	<1	NA	NA
EC50	>100	N/A	N/A	<1	NA	NA

7d Survival Rate Summary

			Calculated Variate(A/B)								
C-%	Control Type	Count	Mean	Min	Max	Std Err	Std Dev	CV%	%Effect	A	B
0	Negative Control	4	1	1	1	0	0	0.0%	0.0%	60	60
6.25		4	0.9833	0.9333	1	0.01667	0.03333	3.39%	1.67%	59	60
12.5		4	0.9833	0.9333	1	0.01667	0.03333	3.39%	1.67%	59	60
25		4	0.95	0.8667	1	0.03191	0.06383	6.72%	5.0%	57	60
50		4	0.9833	0.9333	1	0.01667	0.03333	3.39%	1.67%	59	60
100		4	0.9667	0.8667	1	0.03333	0.06667	6.9%	3.33%	58	60

7d Survival Rate Detail

C-%	Control Type	Rep 1	Rep 2	Rep 3	Rep 4
0	Negative Control	1	1	1	1
6.25		1	0.9333	1	1
12.5		0.9333	1	1	1
25		0.8667	0.9333	1	1
50		1	1	1	0.9333
100		1	1	0.8667	1

7d Survival Rate Binomials

C-%	Control Type	Rep 1	Rep 2	Rep 3	Rep 4
0	Negative Contro	15/15	15/15	15/15	15/15
6.25		15/15	14/15	15/15	15/15
12.5		14/15	15/15	15/15	15/15
25		13/15	14/15	15/15	15/15
50		15/15	15/15	15/15	14/15
100		15/15	15/15	13/15	15/15

Analysis ID:	01-8212-1800	**Endpoint:**	7d Survival Rate	**CETIS Version:**	CETISv1.8.6
Analyzed:	04 Jan-13 11:29	**Analysis:**	Linear Interpolation (ICPIN)	**Official Results:**	Yes

Fathead Minnow 7-d Larval Survival and Growth Test — **Aquatic Bioassay & Consulting Labs, Inc.**

Analysis ID:	15-7956-4882	**Endpoint:**	Mean Dry Biomass-mg	**CETIS Version:**	CETISv1.8.6
Analyzed:	04 Jan-13 11:29	**Analysis:**	Linear Interpolation (ICPIN)	**Official Results:**	Yes
Batch ID:	20-2106-3514	**Test Type:**	Growth-Survival (7d)	**Analyst:**	
Start Date:	20 Nov-12 16:38	**Protocol:**	EPA/821/R-02-013 (2002)	**Diluent:**	Laboratory Water
Ending Date:	27 Nov-12 14:40	**Species:**	Pimephales promelas	**Brine:**	Not Applicable
Duration:	6d 22h	**Source:**	Aquatic Biosystems, CO	**Age:**	
Sample ID:	07-3174-8412	**Code:**	VCF1112.261f	**Client:**	VCWPD
Sample Date:	17 Nov-12 09:25	**Material:**	Sample Water	**Project:**	2012/13-2 (Wet)
Receive Date:	17 Nov-12 12:42	**Source:**	Bioassay Report		
Sample Age:	79h	**Station:**	MO-CAM		

Linear Interpolation Options

X Transform	Y Transform	Seed	Resamples	Exp 95% CL	Method
Linear	Linear	1722306	280	Yes	Two-Point Interpolation

Test Acceptability Criteria

Attribute	Test Stat	TAC Limits	Overlap	Decision
Control Resp	0.2637	0.25 - NL	Yes	Passes Acceptability Criteria

Point Estimates

Level	%	95% LCL	95% UCL	TU	95% LCL	95% UCL
IC5	>100	N/A	N/A	<1	NA	NA
IC10	>100	N/A	N/A	<1	NA	NA
IC15	>100	N/A	N/A	<1	NA	NA
IC20	>100	N/A	N/A	<1	NA	NA
IC25	>100	N/A	N/A	<1	NA	NA
IC40	>100	N/A	N/A	<1	NA	NA
IC50	>100	N/A	N/A	<1	NA	NA

Mean Dry Biomass-mg Summary

			Calculated Variate						
C-%	Control Type	Count	Mean	Min	Max	Std Err	Std Dev	CV%	%Effect
0	Negative Control	4	0.2637	0.2333	0.3013	0.01487	0.02974	11.28%	0.0%
6.25		4	0.2817	0.2473	0.3293	0.01737	0.03474	12.33%	-6.83%
12.5		4	0.2863	0.2333	0.3147	0.01879	0.03758	13.12%	-8.6%
25		4	0.2895	0.2633	0.314	0.0114	0.02279	7.87%	-9.8%
50		4	0.3113	0.2887	0.336	0.01017	0.02035	6.54%	-18.08%
100		4	0.2967	0.2793	0.3107	0.006538	0.01308	4.41%	-12.52%

Mean Dry Biomass-mg Detail

C-%	Control Type	Rep 1	Rep 2	Rep 3	Rep 4
0	Negative Control	0.248	0.272	0.3013	0.2333
6.25		0.3293	0.2473	0.2687	0.2813
12.5		0.3147	0.286	0.3113	0.2333
25		0.2633	0.2787	0.302	0.314
50		0.318	0.2887	0.3027	0.336
100		0.3107	0.3007	0.2793	0.296

Fathead Minnow 7-d Larval Survival and Growth Test — **Aquatic Bioassay & Consulting Labs, Inc.**

Analysis ID:	15-7956-4882	**Endpoint:**	Mean Dry Biomass-mg	**CETIS Version:**	CETISv1.8.6
Analyzed:	04 Jan-13 11:29	**Analysis:**	Linear Interpolation (ICPIN)	**Official Results:**	Yes

Fathead Minnow 7-d Larval Survival and Growth Test — **Aquatic Bioassay & Consulting Labs, Inc.**

Batch ID:	20-2106-3514	**Test Type:**	Growth-Survival (7d)	**Analyst:**	
Start Date:	20 Nov-12 16:38	**Protocol:**	EPA/821/R-02-013 (2002)	**Diluent:**	Laboratory Water
Ending Date:	27 Nov-12 14:40	**Species:**	Pimephales promelas	**Brine:**	Not Applicable
Duration:	6d 22h	**Source:**	Aquatic Biosystems, CO	**Age:**	
Sample ID:	07-3174-8412	**Code:**	VCF1112.261f	**Client:**	VCWPD
Sample Date:	17 Nov-12 09:25	**Material:**	Sample Water	**Project:**	2012/13-2 (Wet)
Receive Date:	17 Nov-12 12:42	**Source:**	Bioassay Report		
Sample Age:	79h	**Station:**	MO-CAM		

Alkalinity (CaCO3)-mg/L

C-%	Control Type	Count	Mean	95% LCL	95% UCL	Min	Max	Std Err	Std Dev	CV%	QA Count
0	Negative Contr	8	60.63	60.19	61.06	60	61	0.183	0.5175	0.85%	0
100		8	30	30	30	30	30	0	0	0.0%	0
Overall		16	45.31			30	61				0 (0%)

Conductivity-µmhos

C-%	Control Type	Count	Mean	95% LCL	95% UCL	Min	Max	Std Err	Std Dev	CV%	QA Count
0	Negative Contr	8	347.1	343.8	350.4	344	356	1.394	3.944	1.14%	0
6.25		8	329	325	333	323	333	1.701	4.811	1.46%	0
12.5		8	321.3	316.7	325.8	313	328	1.943	5.497	1.71%	0
25		8	297.5	296	299	294	299	0.6268	1.773	0.6%	0
50		8	255.9	254.1	257.6	252	258	0.7425	2.1	0.82%	0
100		8	178.3	175.2	181.3	173	182	1.292	3.655	2.05%	0
Overall		48	288.2			173	356				0 (0%)

Dissolved Oxygen-mg/L

C-%	Control Type	Count	Mean	95% LCL	95% UCL	Min	Max	Std Err	Std Dev	CV%	QA Count
0	Negative Contr	8	8.075	7.819	8.331	7.8	8.5	0.1081	0.3059	3.79%	0
6.25		8	7.738	7.061	8.414	5.9	8.6	0.2859	0.8088	10.45%	0
12.5		8	7.463	6.259	8.666	4	8.6	0.5088	1.439	19.29%	0
25		8	7.35	6.178	8.522	4	8.7	0.4957	1.402	19.08%	0
50		8	7.188	6.05	8.325	4	8.6	0.4812	1.361	18.94%	0
100		8	6.95	5.732	8.168	4	8.5	0.5151	1.457	20.96%	0
Overall		48	7.46			4	8.7				0 (0%)

Hardness (CaCO3)-mg/L

C-%	Control Type	Count	Mean	95% LCL	95% UCL	Min	Max	Std Err	Std Dev	CV%	QA Count
0	Negative Contr	8	93.13	91.83	94.42	92	95	0.5489	1.553	1.67%	0
100		8	46	46	46	46	46	0	0	0.0%	0
Overall		16	69.56			46	95				0 (0%)

pH-Units

C-%	Control Type	Count	Mean	95% LCL	95% UCL	Min	Max	Std Err	Std Dev	CV%	QA Count
0	Negative Contr	8	7.913	7.883	7.942	7.9	8	0.01249	0.03533	0.45%	0
6.25		8	7.713	7.608	7.817	7.5	7.8	0.04407	0.1246	1.62%	0
12.5		8	7.563	7.454	7.671	7.3	7.7	0.04605	0.1302	1.72%	0
25		8	7.5	7.382	7.618	7.2	7.6	0.05	0.1414	1.89%	0
50		8	7.3	7.2	7.4	7.1	7.5	0.04226	0.1195	1.64%	0
100		8	7.125	7.001	7.249	6.9	7.3	0.05261	0.1488	2.09%	0
Overall		48	7.519			6.9	8				0 (0%)

Fathead Minnow 7-d Larval Survival and Growth Test — Aquatic Bioassay & Consulting Labs, Inc.

Temperature-°C

C-%	Control Type	Count	Mean	95% LCL	95% UCL	Min	Max	Std Err	Std Dev	CV%	QA Count
0	Negative Contr	8	24.11	24	24.23	24	24.3	0.04795	0.1356	0.56%	0
6.25		8	24.21	24.01	24.42	24	24.6	0.0875	0.2475	1.02%	0
12.5		8	24.39	24.09	24.68	24	24.8	0.1246	0.3523	1.45%	0
25		8	24.54	24.12	24.96	24	25.1	0.1782	0.5041	2.05%	0
50		8	24.45	23.99	24.91	24	25.3	0.1955	0.5529	2.26%	0
100		8	24.83	24.15	25.5	24	25.8	0.2871	0.812	3.27%	0
Overall		48	24.42			24	25.8				0 (0%)

Alkalinity (CaCO3)-mg/L

C-%	Control Type	1	2	3	4	5	6	7	8
0	Negative Contr	61	61	61	61	61	60	60	60
100		30	30	30	30	30	30	30	30

Conductivity-µmhos

C-%	Control Type	1	2	3	4	5	6	7	8
0	Negative Contr	344	344	348	345	347	348	345	356
6.25		323	324	330	333	333	333	333	323
12.5		316	316	325	328	325	325	322	313
25		297	296	299	299	298	299	298	294
50		258	256	258	255	252	255	258	255
100		175	174	180	182	180	180	182	173

Dissolved Oxygen-mg/L

C-%	Control Type	1	2	3	4	5	6	7	8
0	Negative Contr	8.4	8.5	8	7.8	7.8	7.9	7.8	8.4
6.25		8.6	8.3	8.1	7.7	7.8	7.8	7.7	5.9
12.5		8.6	8.3	8	7.7	7.7	7.7	7.7	4
25		8.7	7.5	7.8	7.7	7.7	7.7	7.7	4
50		8.6	7	7.6	7.6	7.5	7.6	7.6	4
100		8.5	5.5	7.4	7.6	7.5	7.5	7.6	4

Hardness (CaCO3)-mg/L

C-%	Control Type	1	2	3	4	5	6	7	8
0	Negative Contr	92	92	92	92	92	95	95	95
100		46	46	46	46	46	46	46	46

pH-Units

C-%	Control Type	1	2	3	4	5	6	7	8
0	Negative Contr	8	7.9	7.9	7.9	7.9	7.9	7.9	7.9
6.25		7.6	7.6	7.8	7.8	7.8	7.8	7.8	7.5
12.5		7.6	7.6	7.5	7.7	7.5	7.6	7.7	7.3
25		7.6	7.5	7.4	7.6	7.6	7.6	7.5	7.2
50		7.5	7.3	7.2	7.4	7.3	7.3	7.3	7.1
100		7.2	6.9	7.1	7.2	7.2	7.2	7.3	6.9

Temperature-°C

C-%	Control Type	1	2	3	4	5	6	7	8
0	Negative Contr	24	24.1	24.3	24	24.2	24.3	24	24
6.25		24.1	24.6	24.1	24	24.5	24.4	24	24
12.5		24.2	24.8	24.1	24	24.7	24.5	24.8	24
25		24.2	24.9	24.1	24	25.1	25.1	24.9	24
50		24.2	25.3	24.1	24	25.1	24.9	24	24
100		24.2	25.6	24.1	24	25.5	25.8	25.4	24

aquatic bioassay & consulting laboratories, inc

January 4th, 2013

Mr. Arne Anselm
Ventura County Watershed Protection District
800 South Victoria Ave
Ventura, CA 93009

Dear Mr. Anselm:

We are pleased to present the enclosed revised bioassay report. The test was conducted under guidelines prescribed in *Short-Term Methods for Estimating the Chronic Toxicity of Effluents and Receiving Waters to Freshwater Organisms" EPA-821-R-02-013.* Results were as follows:

CLIENT:	Ventura County Flood Control
SAMPLE I.D.:	MO-SPA
DATE RECEIVED:	11/17/2012
ABC LAB. NO.:	VCF1112.266

CHRONIC FATHEAD SURVIVAL & GROWTH BIOASSAY

SURVIVAL	NOEC =	100.00 %
	TUc =	1.00
	IC25 =	>100.00 %
	IC50 =	>100.00 %
REPRODUCTION	NOEC =	100.00 %
	TUc =	1.00
	IC25 =	>100.00 %
	IC50 =	>100.00 %

Yours very truly,

Scott Johnson
Laboratory Director

CETIS Summary Report

Fathead Minnow 7-d Larval Survival and Growth Test — **Aquatic Bioassay & Consulting Labs, Inc.**

Batch ID:	16-9865-3945	**Test Type:**	Growth-Survival (7d)	**Analyst:**	
Start Date:	20 Nov-12 16:43	**Protocol:**	EPA/821/R-02-013 (2002)	**Diluent:**	Laboratory Water
Ending Date:	27 Nov-12 14:50	**Species:**	Pimephales promelas	**Brine:**	Not Applicable
Duration:	6d 22h	**Source:**	Aquatic Biosystems, CO	**Age:**	
Sample ID:	12-0822-2840	**Code:**	VCF1112.266f	**Client:**	VCWPD
Sample Date:	17 Nov-12 08:35	**Material:**	Sample Water	**Project:**	2012/13-2 (Wet)
Receive Date:	17 Nov-12 14:20	**Source:**	Bioassay Report		
Sample Age:	80h	**Station:**	MO-SPA		

Comparison Summary

Analysis ID	Endpoint	NOEL	LOEL	TOEL	PMSD	TU	Method
12-9719-5954	7d Survival Rate	100	>100	NA	5.28%	1	Dunnett Multiple Comparison Test
17-7858-3289	Mean Dry Biomass-mg	100	>100	NA	15.4%	1	Dunnett Multiple Comparison Test

Point Estimate Summary

Analysis ID	Endpoint	Level	%	95% LCL	95% UCL	TU	Method
00-8183-2415	7d Survival Rate	EC5	100	20	N/A	1	Linear Interpolation (ICPIN)
		EC10	>100	N/A	N/A	<1	
		EC15	>100	N/A	N/A	<1	
		EC20	>100	N/A	N/A	<1	
		EC25	>100	N/A	N/A	<1	
		EC40	>100	N/A	N/A	<1	
		EC50	>100	N/A	N/A	<1	
03-8222-2206	Mean Dry Biomass-mg	IC5	68.97	58.78	85.28	1.45	Linear Interpolation (ICPIN)
		IC10	87.93	69.05	N/A	1.137	
		IC15	>100	N/A	N/A	<1	
		IC20	>100	N/A	N/A	<1	
		IC25	>100	N/A	N/A	<1	
		IC40	>100	N/A	N/A	<1	
		IC50	>100	N/A	N/A	<1	

Test Acceptability

Analysis ID	Endpoint	Attribute	Test Stat	TAC Limits	Overlap	Decision
00-8183-2415	7d Survival Rate	Control Resp	1	0.8 - NL	Yes	Passes Acceptability Criteria
12-9719-5954	7d Survival Rate	Control Resp	1	0.8 - NL	Yes	Passes Acceptability Criteria
03-8222-2206	Mean Dry Biomass-mg	Control Resp	0.2637	0.25 - NL	Yes	Passes Acceptability Criteria
17-7858-3289	Mean Dry Biomass-mg	Control Resp	0.2637	0.25 - NL	Yes	Passes Acceptability Criteria
17-7858-3289	Mean Dry Biomass-mg	PMSD	0.1536	0.12 - 0.3	Yes	Passes Acceptability Criteria

7d Survival Rate Summary

C-%	Control Type	Count	Mean	95% LCL	95% UCL	Min	Max	Std Err	Std Dev	CV%	%Effect
0	Negative Contro	4	1	1	1	1	1	0	0	0.0%	0.0%
6.25		4	0.95	0.897	1	0.9333	1	0.01667	0.03333	3.51%	5.0%
12.5		4	0.9833	0.9303	1	0.9333	1	0.01667	0.03333	3.39%	1.67%
25		4	0.95	0.897	1	0.9333	1	0.01667	0.03333	3.51%	5.0%
50		4	0.9833	0.9303	1	0.9333	1	0.01667	0.03333	3.39%	1.67%
100		4	0.95	0.897	1	0.9333	1	0.01667	0.03333	3.51%	5.0%

Mean Dry Biomass-mg Summary

C-%	Control Type	Count	Mean	95% LCL	95% UCL	Min	Max	Std Err	Std Dev	CV%	%Effect
0	Negative Contro	4	0.2637	0.2163	0.311	0.2333	0.3013	0.01487	0.02974	11.28%	0.0%
6.25		4	0.3322	0.301	0.3634	0.318	0.3607	0.009803	0.01961	5.9%	-25.98%
12.5		4	0.3393	0.3158	0.3629	0.3227	0.3567	0.007409	0.01482	4.37%	-28.7%
25		4	0.3152	0.2601	0.3702	0.2667	0.3487	0.01729	0.03458	10.97%	-19.53%
50		4	0.344	0.3115	0.3765	0.3187	0.3687	0.01021	0.02042	5.94%	-30.47%
100		4	0.2768	0.2496	0.3041	0.2573	0.2973	0.008569	0.01714	6.19%	-4.99%

7d Survival Rate Detail

C-%	Control Type	Rep 1	Rep 2	Rep 3	Rep 4
0	Negative Contro	1	1	1	1
6.25		1	0.9333	0.9333	0.9333
12.5		0.9333	1	1	1
25		0.9333	0.9333	0.9333	1
50		1	1	0.9333	1
100		1	0.9333	0.9333	0.9333

Mean Dry Biomass-mg Detail

C-%	Control Type	Rep 1	Rep 2	Rep 3	Rep 4
0	Negative Contro	0.248	0.272	0.3013	0.2333
6.25		0.3207	0.318	0.3607	0.3293
12.5		0.3227	0.3567	0.3327	0.3453
25		0.322	0.2667	0.3233	0.3487
50		0.3447	0.3187	0.3687	0.344
100		0.2827	0.2573	0.27	0.2973

7d Survival Rate Binomials

C-%	Control Type	Rep 1	Rep 2	Rep 3	Rep 4
0	Negative Contro	15/15	15/15	15/15	15/15
6.25		15/15	14/15	14/15	14/15
12.5		14/15	15/15	15/15	15/15
25		14/15	14/15	14/15	15/15
50		15/15	15/15	14/15	15/15
100		15/15	14/15	14/15	14/15

CETIS Analytical Report

Fathead Minnow 7-d Larval Survival and Growth Test — **Aquatic Bioassay & Consulting Labs, Inc.**

Analysis ID:	12-9719-5954	**Endpoint:**	7d Survival Rate	**CETIS Version:**	CETISv1.8.6
Analyzed:	04 Jan-13 11:29	**Analysis:**	Parametric-Control vs Treatments	**Official Results:**	Yes
Batch ID:	16-9865-3945	**Test Type:**	Growth-Survival (7d)	**Analyst:**	
Start Date:	20 Nov-12 16:43	**Protocol:**	EPA/821/R-02-013 (2002)	**Diluent:**	Laboratory Water
Ending Date:	27 Nov-12 14:50	**Species:**	Pimephales promelas	**Brine:**	Not Applicable
Duration:	6d 22h	**Source:**	Aquatic Biosystems, CO	**Age:**	
Sample ID:	12-0822-2840	**Code:**	VCF1112.266f	**Client:**	VCWPD
Sample Date:	17 Nov-12 08:35	**Material:**	Sample Water	**Project:**	2012/13-2 (Wet)
Receive Date:	17 Nov-12 14:20	**Source:**	Bioassay Report		
Sample Age:	80h	**Station:**	MO-SPA		

Data Transform	Zeta	Alt Hyp	Trials	Seed	PMSD	NOEL	LOEL	TOEL	TU
Angular (Corrected)	NA	C > T	NA	NA	5.28%	100	>100	NA	1

Dunnett Multiple Comparison Test

Control	vs	C-%	Test Stat	Critical	MSD	DF	P-Value	P-Type	Decision(α:5%)
Negative Control		6.25	2.324	2.407	0.102	6	0.0585	CDF	Non-Significant Effect
		12.5	0.7746	2.407	0.102	6	0.5239	CDF	Non-Significant Effect
		25	2.324	2.407	0.102	6	0.0585	CDF	Non-Significant Effect
		50	0.7746	2.407	0.102	6	0.5239	CDF	Non-Significant Effect
		100	2.324	2.407	0.102	6	0.0585	CDF	Non-Significant Effect

Test Acceptability Criteria

Attribute	Test Stat	TAC Limits	Overlap	Decision
Control Resp	1	0.8 - NL	Yes	Passes Acceptability Criteria

ANOVA Table

Source	Sum Squares	Mean Square	DF	F Stat	P-Value	Decision(α:5%)
Between	0.03830134	0.007660269	5	2.12	0.1098	Non-Significant Effect
Error	0.06504002	0.003613334	18			
Total	0.1033414		23			

Distributional Tests

Attribute	Test	Test Stat	Critical	P-Value	Decision(α:1%)
Variances	Mod Levene Equality of Variance	0.2	4.248	0.9583	Equal Variances
Variances	Levene Equality of Variance	1.8	4.248	0.1637	Equal Variances
Distribution	Shapiro-Wilk W Normality	0.9035	0.884	0.0255	Normal Distribution
Distribution	Kolmogorov-Smirnov D	0.1904	0.2056	0.0245	Normal Distribution
Distribution	D'Agostino Skewness	0.6038	2.576	0.5460	Normal Distribution
Distribution	D'Agostino Kurtosis	0.2923	2.576	0.7700	Normal Distribution
Distribution	D'Agostino-Pearson K2 Omnibus	0.4501	9.21	0.7985	Normal Distribution
Distribution	Anderson-Darling A2 Normality	1.114	3.878	0.0065	Non-normal Distribution

7d Survival Rate Summary

C-%	Control Type	Count	Mean	95% LCL	95% UCL	Median	Min	Max	Std Err	CV%	%Effect
0	Negative Control	4	1	1	1	1	1	1	0	0.0%	0.0%
6.25		4	0.95	0.897	1	0.9333	0.9333	1	0.01667	3.51%	5.0%
12.5		4	0.9833	0.9303	1	1	0.9333	1	0.01667	3.39%	1.67%
25		4	0.95	0.897	1	0.9333	0.9333	1	0.01667	3.51%	5.0%
50		4	0.9833	0.9303	1	1	0.9333	1	0.01667	3.39%	1.67%
100		4	0.95	0.897	1	0.9333	0.9333	1	0.01667	3.51%	5.0%

Fathead Minnow 7-d Larval Survival and Growth Test — Aquatic Bioassay & Consulting Labs, Inc.

Analysis ID:	12-9719-5954	**Endpoint:**	7d Survival Rate	**CETIS Version:**	CETISv1.8.6
Analyzed:	04 Jan-13 11:29	**Analysis:**	Parametric-Control vs Treatments	**Official Results:**	Yes

Angular (Corrected) Transformed Summary

C-%	Control Type	Count	Mean	95% LCL	95% UCL	Median	Min	Max	Std Err	CV%	%Effect
0	Negative Contr	4	1.441	1.441	1.442	1.441	1.441	1.441	0	0.0%	0.0%
6.25		4	1.343	1.238	1.447	1.31	1.31	1.441	0.03292	4.91%	6.85%
12.5		4	1.408	1.304	1.513	1.441	1.31	1.441	0.03292	4.68%	2.28%
25		4	1.343	1.238	1.447	1.31	1.31	1.441	0.03292	4.91%	6.85%
50		4	1.408	1.304	1.513	1.441	1.31	1.441	0.03292	4.68%	2.28%
100		4	1.343	1.238	1.447	1.31	1.31	1.441	0.03292	4.91%	6.85%

7d Survival Rate Detail

C-%	Control Type	Rep 1	Rep 2	Rep 3	Rep 4
0	Negative Control	1	1	1	1
6.25		1	0.9333	0.9333	0.9333
12.5		0.9333	1	1	1
25		0.9333	0.9333	0.9333	1
50		1	1	0.9333	1
100		1	0.9333	0.9333	0.9333

Angular (Corrected) Transformed Detail

C-%	Control Type	Rep 1	Rep 2	Rep 3	Rep 4
0	Negative Control	1.441	1.441	1.441	1.441
6.25		1.441	1.31	1.31	1.31
12.5		1.31	1.441	1.441	1.441
25		1.31	1.31	1.31	1.441
50		1.441	1.441	1.31	1.441
100		1.441	1.31	1.31	1.31

7d Survival Rate Binomials

C-%	Control Type	Rep 1	Rep 2	Rep 3	Rep 4
0	Negative Contro	15/15	15/15	15/15	15/15
6.25		15/15	14/15	14/15	14/15
12.5		14/15	15/15	15/15	15/15
25		14/15	14/15	14/15	15/15
50		15/15	15/15	14/15	15/15
100		15/15	14/15	14/15	14/15

Fathead Minnow 7-d Larval Survival and Growth Test — **Aquatic Bioassay & Consulting Labs, Inc.**

Analysis ID:	17-7858-3289	**Endpoint:**	Mean Dry Biomass-mg	**CETIS Version:**	CETISv1.8.6
Analyzed:	04 Jan-13 11:29	**Analysis:**	Parametric-Control vs Treatments	**Official Results:**	Yes
Batch ID:	16-9865-3945	**Test Type:**	Growth-Survival (7d)	**Analyst:**	
Start Date:	20 Nov-12 16:43	**Protocol:**	EPA/821/R-02-013 (2002)	**Diluent:**	Laboratory Water
Ending Date:	27 Nov-12 14:50	**Species:**	Pimephales promelas	**Brine:**	Not Applicable
Duration:	6d 22h	**Source:**	Aquatic Biosystems, CO	**Age:**	
Sample ID:	12-0822-2840	**Code:**	VCF1112.266f	**Client:**	VCWPD
Sample Date:	17 Nov-12 08:35	**Material:**	Sample Water	**Project:**	2012/13-2 (Wet)
Receive Date:	17 Nov-12 14:20	**Source:**	Bioassay Report		
Sample Age:	80h	**Station:**	MO-SPA		

Data Transform	Zeta	Alt Hyp	Trials	Seed	PMSD	NOEL	LOEL	TOEL	TU
Untransformed	NA	C > T	NA	NA	15.4%	100	>100	NA	1

Dunnett Multiple Comparison Test

Control	vs	C-%	Test Stat	Critical	MSD	DF	P-Value	P-Type	Decision(α:5%)
Negative Control		6.25	-4.072	2.407	0.040	6	1.0000	CDF	Non-Significant Effect
		12.5	-4.498	2.407	0.040	6	1.0000	CDF	Non-Significant Effect
		25	-3.062	2.407	0.040	6	1.0000	CDF	Non-Significant Effect
		50	-4.776	2.407	0.040	6	1.0000	CDF	Non-Significant Effect
		100	-0.7828	2.407	0.040	6	0.9695	CDF	Non-Significant Effect

Test Acceptability Criteria

Attribute	Test Stat	TAC Limits	Overlap	Decision
Control Resp	0.2637	0.25 - NL	Yes	Passes Acceptability Criteria
PMSD	0.1536	0.12 - 0.3	Yes	Passes Acceptability Criteria

ANOVA Table

Source	Sum Squares	Mean Square	DF	F Stat	P-Value	Decision(α:5%)
Between	0.02304209	0.004608418	5	8.144	0.0004	Significant Effect
Error	0.01018544	0.0005658579	18			
Total	0.03322753		23			

Distributional Tests

Attribute	Test	Test Stat	Critical	P-Value	Decision(α:1%)
Variances	Bartlett Equality of Variance	2.92	15.09	0.7124	Equal Variances
Variances	Mod Levene Equality of Variance	0.4028	4.248	0.8405	Equal Variances
Variances	Levene Equality of Variance	0.7451	4.248	0.6000	Equal Variances
Distribution	Shapiro-Wilk W Normality	0.9859	0.884	0.9758	Normal Distribution
Distribution	Kolmogorov-Smirnov D	0.09605	0.2056	0.9078	Normal Distribution
Distribution	D'Agostino Skewness	0.3915	2.576	0.6954	Normal Distribution
Distribution	D'Agostino Kurtosis	0.1604	2.576	0.8725	Normal Distribution
Distribution	D'Agostino-Pearson K2 Omnibus	0.179	9.21	0.9144	Normal Distribution
Distribution	Anderson-Darling A2 Normality	0.1551	3.878	0.9976	Normal Distribution

Mean Dry Biomass-mg Summary

C-%	Control Type	Count	Mean	95% LCL	95% UCL	Median	Min	Max	Std Err	CV%	%Effect
0	Negative Control	4	0.2637	0.2163	0.311	0.26	0.2333	0.3013	0.01487	11.28%	0.0%
6.25		4	0.3322	0.301	0.3634	0.325	0.318	0.3607	0.009803	5.9%	-25.98%
12.5		4	0.3393	0.3158	0.3629	0.339	0.3227	0.3567	0.007409	4.37%	-28.7%
25		4	0.3152	0.2601	0.3702	0.3227	0.2667	0.3487	0.01729	10.97%	-19.53%
50		4	0.344	0.3115	0.3765	0.3443	0.3187	0.3687	0.01021	5.94%	-30.47%
100		4	0.2768	0.2496	0.3041	0.2763	0.2573	0.2973	0.008569	6.19%	-4.99%

Fathead Minnow 7-d Larval Survival and Growth Test — Aquatic Bioassay & Consulting Labs, Inc.

Analysis ID:	17-7858-3289	**Endpoint:**	Mean Dry Biomass-mg	**CETIS Version:**	CETISv1.8.6
Analyzed:	04 Jan-13 11:29	**Analysis:**	Parametric-Control vs Treatments	**Official Results:**	Yes

Mean Dry Biomass-mg Detail

C-%	Control Type	Rep 1	Rep 2	Rep 3	Rep 4
0	Negative Control	0.248	0.272	0.3013	0.2333
6.25		0.3207	0.318	0.3607	0.3293
12.5		0.3227	0.3567	0.3327	0.3453
25		0.322	0.2667	0.3233	0.3487
50		0.3447	0.3187	0.3687	0.344
100		0.2827	0.2573	0.27	0.2973

CETIS Analytical Report

Fathead Minnow 7-d Larval Survival and Growth Test — **Aquatic Bioassay & Consulting Labs, Inc.**

Analysis ID:	00-8183-2415	**Endpoint:**	7d Survival Rate	**CETIS Version:**	CETISv1.8.6
Analyzed:	04 Jan-13 11:29	**Analysis:**	Linear Interpolation (ICPIN)	**Official Results:**	Yes
Batch ID:	16-9865-3945	**Test Type:**	Growth-Survival (7d)	**Analyst:**	
Start Date:	20 Nov-12 16:43	**Protocol:**	EPA/821/R-02-013 (2002)	**Diluent:**	Laboratory Water
Ending Date:	27 Nov-12 14:50	**Species:**	Pimephales promelas	**Brine:**	Not Applicable
Duration:	6d 22h	**Source:**	Aquatic Biosystems, CO	**Age:**	
Sample ID:	12-0822-2840	**Code:**	VCF1112.266f	**Client:**	VCWPD
Sample Date:	17 Nov-12 08:35	**Material:**	Sample Water	**Project:**	2012/13-2 (Wet)
Receive Date:	17 Nov-12 14:20	**Source:**	Bioassay Report		
Sample Age:	80h	**Station:**	MO-SPA		

Linear Interpolation Options

X Transform	Y Transform	Seed	Resamples	Exp 95% CL	Method
Linear	Linear	0	280	Yes	Two-Point Interpolation

Test Acceptability Criteria

Attribute	Test Stat	TAC Limits	Overlap	Decision
Control Resp	1	0.8 - NL	Yes	Passes Acceptability Criteria

Point Estimates

Level	%	95% LCL	95% UCL	TU	95% LCL	95% UCL
EC5	100	20	N/A	1	NA	5
EC10	>100	N/A	N/A	<1	NA	NA
EC15	>100	N/A	N/A	<1	NA	NA
EC20	>100	N/A	N/A	<1	NA	NA
EC25	>100	N/A	N/A	<1	NA	NA
EC40	>100	N/A	N/A	<1	NA	NA
EC50	>100	N/A	N/A	<1	NA	NA

7d Survival Rate Summary

			Calculated Variate(A/B)								
C-%	Control Type	Count	Mean	Min	Max	Std Err	Std Dev	CV%	%Effect	A	B
0	Negative Control	4	1	1	1	0	0	0.0%	0.0%	60	60
6.25		4	0.95	0.9333	1	0.01667	0.03333	3.51%	5.0%	57	60
12.5		4	0.9833	0.9333	1	0.01667	0.03333	3.39%	1.67%	59	60
25		4	0.95	0.9333	1	0.01667	0.03333	3.51%	5.0%	57	60
50		4	0.9833	0.9333	1	0.01667	0.03333	3.39%	1.67%	59	60
100		4	0.95	0.9333	1	0.01667	0.03333	3.51%	5.0%	57	60

7d Survival Rate Detail

C-%	Control Type	Rep 1	Rep 2	Rep 3	Rep 4
0	Negative Control	1	1	1	1
6.25		1	0.9333	0.9333	0.9333
12.5		0.9333	1	1	1
25		0.9333	0.9333	0.9333	1
50		1	1	0.9333	1
100		1	0.9333	0.9333	0.9333

7d Survival Rate Binomials

C-%	Control Type	Rep 1	Rep 2	Rep 3	Rep 4
0	Negative Contro	15/15	15/15	15/15	15/15
6.25		15/15	14/15	14/15	14/15
12.5		14/15	15/15	15/15	15/15
25		14/15	14/15	14/15	15/15
50		15/15	15/15	14/15	15/15
100		15/15	14/15	14/15	14/15

Analysis ID:	00-8183-2415	**Endpoint:**	7d Survival Rate	**CETIS Version:**	CETISv1.8.6
Analyzed:	04 Jan-13 11:29	**Analysis:**	Linear Interpolation (ICPIN)	**Official Results:**	Yes

Fathead Minnow 7-d Larval Survival and Growth Test — Aquatic Bioassay & Consulting Labs, Inc.

Analysis ID:	03-8222-2206	**Endpoint:**	Mean Dry Biomass-mg	**CETIS Version:**	CETISv1.8.6
Analyzed:	04 Jan-13 11:29	**Analysis:**	Linear Interpolation (ICPIN)	**Official Results:**	Yes
Batch ID:	16-9865-3945	**Test Type:**	Growth-Survival (7d)	**Analyst:**	
Start Date:	20 Nov-12 16:43	**Protocol:**	EPA/821/R-02-013 (2002)	**Diluent:**	Laboratory Water
Ending Date:	27 Nov-12 14:50	**Species:**	Pimephales promelas	**Brine:**	Not Applicable
Duration:	6d 22h	**Source:**	Aquatic Biosystems, CO	**Age:**	
Sample ID:	12-0822-2840	**Code:**	VCF1112.266f	**Client:**	VCWPD
Sample Date:	17 Nov-12 08:35	**Material:**	Sample Water	**Project:**	2012/13-2 (Wet)
Receive Date:	17 Nov-12 14:20	**Source:**	Bioassay Report		
Sample Age:	80h	**Station:**	MO-SPA		

Linear Interpolation Options

X Transform	Y Transform	Seed	Resamples	Exp 95% CL	Method
Linear	Linear	1621691	280	Yes	Two-Point Interpolation

Test Acceptability Criteria

Attribute	Test Stat	TAC Limits	Overlap	Decision
Control Resp	0.2637	0.25 - NL	Yes	Passes Acceptability Criteria

Point Estimates

Level	%	95% LCL	95% UCL	TU	95% LCL	95% UCL
IC5	68.97	58.78	85.28	1.45	1.173	1.701
IC10	87.93	69.05	N/A	1.137	NA	1.448
IC15	>100	N/A	N/A	<1	NA	NA
IC20	>100	N/A	N/A	<1	NA	NA
IC25	>100	N/A	N/A	<1	NA	NA
IC40	>100	N/A	N/A	<1	NA	NA
IC50	>100	N/A	N/A	<1	NA	NA

Mean Dry Biomass-mg Summary

			Calculated Variate						
C-%	Control Type	Count	Mean	Min	Max	Std Err	Std Dev	CV%	%Effect
0	Negative Control	4	0.2637	0.2333	0.3013	0.01487	0.02974	11.28%	0.0%
6.25		4	0.3322	0.318	0.3607	0.009803	0.01961	5.9%	-25.98%
12.5		4	0.3393	0.3227	0.3567	0.007409	0.01482	4.37%	-28.7%
25		4	0.3152	0.2667	0.3487	0.01729	0.03458	10.97%	-19.53%
50		4	0.344	0.3187	0.3687	0.01021	0.02042	5.94%	-30.47%
100		4	0.2768	0.2573	0.2973	0.008569	0.01714	6.19%	-4.99%

Mean Dry Biomass-mg Detail

C-%	Control Type	Rep 1	Rep 2	Rep 3	Rep 4
0	Negative Control	0.248	0.272	0.3013	0.2333
6.25		0.3207	0.318	0.3607	0.3293
12.5		0.3227	0.3567	0.3327	0.3453
25		0.322	0.2667	0.3233	0.3487
50		0.3447	0.3187	0.3687	0.344
100		0.2827	0.2573	0.27	0.2973

Fathead Minnow 7-d Larval Survival and Growth Test — Aquatic Bioassay & Consulting Labs, Inc.

Analysis ID:	03-8222-2206	**Endpoint:**	Mean Dry Biomass-mg	**CETIS Version:**	CETISv1.8.6
Analyzed:	04 Jan-13 11:29	**Analysis:**	Linear Interpolation (ICPIN)	**Official Results:**	Yes

CETIS Measurement Report

Fathead Minnow 7-d Larval Survival and Growth Test — **Aquatic Bioassay & Consulting Labs, Inc.**

Batch ID:	16-9865-3945	**Test Type:**	Growth-Survival (7d)	**Analyst:**	
Start Date:	20 Nov-12 16:43	**Protocol:**	EPA/821/R-02-013 (2002)	**Diluent:**	Laboratory Water
Ending Date:	27 Nov-12 14:50	**Species:**	Pimephales promelas	**Brine:**	Not Applicable
Duration:	6d 22h	**Source:**	Aquatic Biosystems, CO	**Age:**	
Sample ID:	12-0822-2840	**Code:**	VCF1112.266f	**Client:**	VCWPD
Sample Date:	17 Nov-12 08:35	**Material:**	Sample Water	**Project:**	2012/13-2 (Wet)
Receive Date:	17 Nov-12 14:20	**Source:**	Bioassay Report		
Sample Age:	80h	**Station:**	MO-SPA		

Alkalinity (CaCO3)-mg/L

C-%	Control Type	Count	Mean	95% LCL	95% UCL	Min	Max	Std Err	Std Dev	CV%	QA Count
0	Negative Contr	8	60.63	60.19	61.06	60	61	0.183	0.5175	0.85%	0
100		8	35	35	35	35	35	0	0	0.0%	0
Overall		16	47.81			35	61				0 (0%)

Conductivity-µmhos

C-%	Control Type	Count	Mean	95% LCL	95% UCL	Min	Max	Std Err	Std Dev	CV%	QA Count
0	Negative Contr	8	347.1	343.8	350.4	344	356	1.394	3.944	1.14%	0
6.25		8	326.4	324	328.8	322	329	1.017	2.875	0.88%	0
12.5		8	320.5	318.2	322.8	317	325	0.9636	2.726	0.85%	0
25		8	304.8	301.6	307.9	300	308	1.346	3.808	1.25%	0
50		8	266.3	265	267.5	264	268	0.5261	1.488	0.56%	0
100		8	196.8	194.9	198.6	193	199	0.7734	2.188	1.11%	0
Overall		48	293.6			193	356				0 (0%)

Dissolved Oxygen-mg/L

C-%	Control Type	Count	Mean	95% LCL	95% UCL	Min	Max	Std Err	Std Dev	CV%	QA Count
0	Negative Contr	8	8.075	7.819	8.331	7.8	8.5	0.1081	0.3059	3.79%	0
6.25		8	7.488	6.386	8.589	4.3	8.5	0.4658	1.317	17.59%	0
12.5		8	7.425	6.234	8.616	4	8.6	0.5035	1.424	19.18%	0
25		8	7.225	6.086	8.364	4	8.6	0.4817	1.363	18.86%	0
50		8	6.875	5.786	7.964	4	8.4	0.4605	1.302	18.95%	0
100		8	6.638	5.482	7.793	4	8.1	0.4888	1.382	20.83%	0
Overall		48	7.288			4	8.6				0 (0%)

Hardness (CaCO3)-mg/L

C-%	Control Type	Count	Mean	95% LCL	95% UCL	Min	Max	Std Err	Std Dev	CV%	QA Count
0	Negative Contr	8	93.13	91.83	94.42	92	95	0.5489	1.553	1.67%	0
100		8	57	57	57	57	57	0	0	0.0%	0
Overall		16	75.06			57	95				0 (0%)

pH-Units

C-%	Control Type	Count	Mean	95% LCL	95% UCL	Min	Max	Std Err	Std Dev	CV%	QA Count
0	Negative Contr	8	7.913	7.883	7.942	7.9	8	0.01249	0.03533	0.45%	0
6.25		8	7.663	7.479	7.846	7.2	7.8	0.07778	0.22	2.87%	0
12.5		8	7.625	7.478	7.772	7.2	7.7	0.06196	0.1753	2.3%	0
25		8	7.5	7.382	7.618	7.2	7.6	0.05	0.1414	1.89%	0
50		8	7.313	7.208	7.417	7.1	7.5	0.04407	0.1246	1.7%	0
100		8	7.113	6.931	7.294	6.8	7.4	0.07662	0.2167	3.05%	0
Overall		48	7.521			6.8	8				0 (0%)

Fathead Minnow 7-d Larval Survival and Growth Test — Aquatic Bioassay & Consulting Labs, Inc.

Temperature-°C

C-%	Control Type	Count	Mean	95% LCL	95% UCL	Min	Max	Std Err	Std Dev	CV%	QA Count
0	Negative Contr	8	24.11	24	24.23	24	24.3	0.04795	0.1356	0.56%	0
6.25		8	24.23	23.99	24.46	24	24.7	0.09774	0.2764	1.14%	0
12.5		8	24.26	23.95	24.58	24	25	0.1335	0.3777	1.56%	0
25		8	24.35	23.95	24.75	24	25.2	0.1711	0.484	1.99%	0
50		8	24.46	23.98	24.95	24	25.4	0.2052	0.5805	2.37%	0
100		8	24.6	23.99	25.21	24	25.7	0.2591	0.7329	2.98%	0
Overall		48	24.34			24	25.7				0 (0%)

Alkalinity (CaCO3)-mg/L

C-%	Control Type	1	2	3	4	5	6	7	8
0	Negative Contr	61	61	61	61	61	60	60	60
100		35	35	35	35	35	35	35	35

Conductivity-µmhos

C-%	Control Type	1	2	3	4	5	6	7	8
0	Negative Contr	344	344	348	345	347	348	345	356
6.25		324	322	328	328	329	329	328	323
12.5		318	318	320	322	322	325	322	317
25		300	301	305	308	308	308	308	300
50		268	266	268	265	265	267	267	264
100		196	196	199	197	199	199	195	193

Dissolved Oxygen-mg/L

C-%	Control Type	1	2	3	4	5	6	7	8
0	Negative Contr	8.4	8.5	8	7.8	7.8	7.9	7.8	8.4
6.25		8.5	8.2	7.9	7.8	7.7	7.8	7.7	4.3
12.5		8.6	8.2	7.9	7.7	7.6	7.7	7.7	4
25		8.6	7.8	7.3	7.5	7.5	7.5	7.6	4
50		8.4	6.2	7.2	7.3	7.3	7.3	7.3	4
100		8.1	5	7.1	7.2	7.2	7.2	7.3	4

Hardness (CaCO3)-mg/L

C-%	Control Type	1	2	3	4	5	6	7	8
0	Negative Contr	92	92	92	92	92	95	95	95
100		57	57	57	57	57	57	57	57

pH-Units

C-%	Control Type	1	2	3	4	5	6	7	8
0	Negative Contr	8	7.9	7.9	7.9	7.9	7.9	7.9	7.9
6.25		7.6	7.5	7.8	7.8	7.8	7.8	7.8	7.2
12.5		7.7	7.6	7.7	7.7	7.7	7.7	7.7	7.2
25		7.6	7.5	7.6	7.6	7.6	7.4	7.5	7.2
50		7.4	7.2	7.3	7.3	7.5	7.3	7.4	7.1
100		7	6.8	7	7.2	7.4	7.3	7.3	6.9

Temperature-°C

C-%	Control Type	1	2	3	4	5	6	7	8
0	Negative Contr	24	24.1	24.3	24	24.2	24.3	24	24
6.25		24.2	24.7	24.1	24	24	24.2	24.6	24
12.5		24.2	24.7	24.1	24	24.1	25	24	24
25		25	24.1	24	24.1	24.4	25.2	24	24
50		24.2	25.4	24.1	24	24.1	24.6	25.3	24
100		24.2	25.7	24.1	24	24.1	25.2	25.5	24

aquatic bioassay & consulting laboratories, inc

January 4th, 2013

Mr. Arne Anselm
Ventura County Watershed Protection District
800 South Victoria Ave
Ventura, CA 93009

Dear Mr. Anselm:

We are pleased to present the enclosed bioassay report. The test was conducted under guidelines prescribed in *Methods for Measuring the Acute Toxicity of Effluents and Receiving Waters to Freshwater and Marine Organisms, EPA-821-R-02-012.* All acceptability criteria were met and dose response was normal. This is a valid test. Results were as follows:

CLIENT:	Ventura County Flood Control
SAMPLE I.D.:	MO-HUE [High Salinity]
DATE RECEIVED:	11/17/2012
ABC LAB NO.:	VCF1112.259

ACUTE HYALELLA SURVIVAL BIOASSAY

Percent Survival	=	70.00 %
IC25	=	94.32 %
IC50	=	>100.00 %
TUa	=	0.87

Yours very truly,

Scott Johnson
Laboratory Director

CETIS Summary Report

Hyalella 96-h Acute Survival Test — **Aquatic Bioassay & Consulting Labs, Inc.**

Batch ID:	05-5727-8261	**Test Type:**	Survival (96h)	**Analyst:**	
Start Date:	27 Nov-12 15:35	**Protocol:**	EPA/821/R-02-012 (2002)	**Diluent:**	Laboratory Water
Ending Date:	01 Dec-12 14:30	**Species:**	Hyalella azteca	**Brine:**	Not Applicable
Duration:	95h	**Source:**	Aquatic Biosystems, CO	**Age:**	
Sample ID:	06-6717-9562	**Code:**	VCF1112.259h	**Client:**	VCWPD
Sample Date:	17 Nov-12 10:30	**Material:**	Sample Water	**Project:**	2012/13-2 (Wet)
Receive Date:	17 Nov-12 12:42	**Source:**	Bioassay Report		
Sample Age:	10d 5h	**Station:**	MO-HUE		

Batch Note: High Salinity

Comparison Summary

Analysis ID	Endpoint	NOEL	LOEL	TOEL	PMSD	TU	Method
13-3856-9158	96h Survival Rate	100	>100	NA	32.1%	1	Dunnett Multiple Comparison Test

Point Estimate Summary

Analysis ID	Endpoint	Level	%	95% LCL	95% UCL	TU	Method
21-0984-9564	96h Survival Rate	EC5	58.86	50.92	N/A	1.699	Linear Interpolation (ICPIN)
		EC10	67.73	51.84	N/A	1.477	
		EC15	76.59	52.77	N/A	1.306	
		EC20	85.45	53.69	N/A	1.17	
		EC25	94.32	54.61	N/A	1.06	
		EC40	>100	N/A	N/A	<1	
		EC50	>100	N/A	N/A	<1	

96h Survival Rate Summary

C-%	Control Type	Count	Mean	95% LCL	95% UCL	Min	Max	Std Err	Std Dev	CV%	%Effect
0	Negative Contro	4	0.95	0.7909	1	0.8	1	0.05	0.1	10.53%	0.0%
50		4	1	1	1	1	1	0	0	0.0%	-5.26%
100		4	0.7	0.1488	1	0.2	1	0.1732	0.3464	49.49%	26.32%

96h Survival Rate Detail

C-%	Control Type	Rep 1	Rep 2	Rep 3	Rep 4
0	Negative Contro	1	1	0.8	1
50		1	1	1	1
100		0.8	0.8	1	0.2

96h Survival Rate Binomials

C-%	Control Type	Rep 1	Rep 2	Rep 3	Rep 4
0	Negative Contro	5/5	5/5	4/5	5/5
50		5/5	5/5	5/5	5/5
100		4/5	4/5	5/5	1/5

CETIS Analytical Report

Test Code: VCF1112.259hya | 01-0551-8947

Hyalella 96-h Acute Survival Test — Aquatic Bioassay & Consulting Labs, Inc.

Analysis ID:	13-3856-9158	**Endpoint:**	96h Survival Rate	**CETIS Version:**	CETISv1.8.6
Analyzed:	04 Jan-13 11:30	**Analysis:**	Parametric-Control vs Treatments	**Official Results:**	Yes
Batch ID:	05-5727-8261	**Test Type:**	Survival (96h)	**Analyst:**	
Start Date:	27 Nov-12 15:35	**Protocol:**	EPA/821/R-02-012 (2002)	**Diluent:**	Laboratory Water
Ending Date:	01 Dec-12 14:30	**Species:**	Hyalella azteca	**Brine:**	Not Applicable
Duration:	95h	**Source:**	Aquatic Biosystems, CO	**Age:**	
Sample ID:	06-6717-9562	**Code:**	VCF1112.259h	**Client:**	VCWPD
Sample Date:	17 Nov-12 10:30	**Material:**	Sample Water	**Project:**	2012/13-2 (Wet)
Receive Date:	17 Nov-12 12:42	**Source:**	Bioassay Report		
Sample Age:	10d 5h	**Station:**	MO-HUE		

Batch Note: High Salinity

Data Transform	Zeta	Alt Hyp	Trials	Seed	PMSD	NOEL	LOEL	TOEL	TU
Angular (Corrected)	NA	C > T	NA	NA	32.1%	100	>100	NA	1

Dunnett Multiple Comparison Test

Control	vs	C-%	Test Stat	Critical	MSD	DF	P-Value	P-Type	Decision(α:5%)
Negative Control		50	-0.3675	2.18	0.353	6	0.7939	CDF	Non-Significant Effect
		100	1.728	2.18	0.353	6	0.1002	CDF	Non-Significant Effect

ANOVA Table

Source	Sum Squares	Mean Square	DF	F Stat	P-Value	Decision(α:5%)
Between	0.2628745	0.1314373	2	2.505	0.1365	Non-Significant Effect
Error	0.4722519	0.05247243	9			
Total	0.7351264		11			

Distributional Tests

Attribute	Test	Test Stat	Critical	P-Value	Decision(α:1%)
Variances	Mod Levene Equality of Variance	1.467	8.022	0.2809	Equal Variances
Variances	Levene Equality of Variance	4.692	8.022	0.0402	Equal Variances
Distribution	Shapiro-Wilk W Normality	0.8042	0.8025	0.0105	Normal Distribution
Distribution	Kolmogorov-Smirnov D	0.3333	0.2801	0.0006	Non-normal Distribution
Distribution	D'Agostino Skewness	2.294	2.576	0.0218	Normal Distribution
Distribution	Anderson-Darling A2 Normality	1.318	3.878	0.0016	Non-normal Distribution

96h Survival Rate Summary

C-%	Control Type	Count	Mean	95% LCL	95% UCL	Median	Min	Max	Std Err	CV%	%Effect
0	Negative Control	4	0.95	0.7909	1	1	0.8	1	0.05	10.53%	0.0%
50		4	1	1	1	1	1	1	0	0.0%	-5.26%
100		4	0.7	0.1488	1	0.8	0.2	1	0.1732	49.49%	26.32%

Angular (Corrected) Transformed Summary

C-%	Control Type	Count	Mean	95% LCL	95% UCL	Median	Min	Max	Std Err	CV%	%Effect
0	Negative Contr	4	1.286	1.096	1.475	1.345	1.107	1.345	0.05953	9.26%	0.0%
50		4	1.345	1.345	1.346	1.345	1.345	1.345	0	0.0%	-4.63%
100		4	1.006	0.4036	1.608	1.107	0.4636	1.345	0.1892	37.63%	21.77%

96h Survival Rate Detail

C-%	Control Type	Rep 1	Rep 2	Rep 3	Rep 4
0	Negative Control	1	1	0.8	1
50		1	1	1	1
100		0.8	0.8	1	0.2

Hyalella 96-h Acute Survival Test — **Aquatic Bioassay & Consulting Labs, Inc.**

Analysis ID:	13-3856-9158	**Endpoint:**	96h Survival Rate	**CETIS Version:**	CETISv1.8.6
Analyzed:	04 Jan-13 11:30	**Analysis:**	Parametric-Control vs Treatments	**Official Results:**	Yes

Angular (Corrected) Transformed Detail

C-%	Control Type	Rep 1	Rep 2	Rep 3	Rep 4
0	Negative Control	1.345	1.345	1.107	1.345
50		1.345	1.345	1.345	1.345
100		1.107	1.107	1.345	0.4636

96h Survival Rate Binomials

C-%	Control Type	Rep 1	Rep 2	Rep 3	Rep 4
0	Negative Contro	5/5	5/5	4/5	5/5
50		5/5	5/5	5/5	5/5
100		4/5	4/5	5/5	1/5

CETIS Analytical Report

Hyalella 96-h Acute Survival Test — **Aquatic Bioassay & Consulting Labs, Inc.**

Analysis ID:	21-0984-9564	**Endpoint:**	96h Survival Rate	**CETIS Version:**	CETISv1.8.6
Analyzed:	04 Jan-13 11:30	**Analysis:**	Linear Interpolation (ICPIN)	**Official Results:**	Yes
Batch ID:	05-5727-8261	**Test Type:**	Survival (96h)	**Analyst:**	
Start Date:	27 Nov-12 15:35	**Protocol:**	EPA/821/R-02-012 (2002)	**Diluent:**	Laboratory Water
Ending Date:	01 Dec-12 14:30	**Species:**	Hyalella azteca	**Brine:**	Not Applicable
Duration:	95h	**Source:**	Aquatic Biosystems, CO	**Age:**	
Sample ID:	06-6717-9562	**Code:**	VCF1112.259h	**Client:**	VCWPD
Sample Date:	17 Nov-12 10:30	**Material:**	Sample Water	**Project:**	2012/13-2 (Wet)
Receive Date:	17 Nov-12 12:42	**Source:**	Bioassay Report		
Sample Age:	10d 5h	**Station:**	MO-HUE		

Batch Note: High Salinity

Linear Interpolation Options

X Transform	Y Transform	Seed	Resamples	Exp 95% CL	Method
Linear	Linear	0	280	Yes	Two-Point Interpolation

Point Estimates

Level	%	95% LCL	95% UCL	TU	95% LCL	95% UCL
EC5	58.86	50.92	N/A	1.699	NA	1.964
EC10	67.73	51.84	N/A	1.477	NA	1.929
EC15	76.59	52.77	N/A	1.306	NA	1.895
EC20	85.45	53.69	N/A	1.17	NA	1.863
EC25	94.32	54.61	N/A	1.06	NA	1.831
EC40	>100	N/A	N/A	<1	NA	NA
EC50	>100	N/A	N/A	<1	NA	NA

96h Survival Rate Summary

			Calculated Variate(A/B)								
C-%	Control Type	Count	Mean	Min	Max	Std Err	Std Dev	CV%	%Effect	A	B
0	Negative Control	4	0.95	0.8	1	0.05	0.1	10.53%	0.0%	19	20
50		4	1	1	1	0	0	0.0%	-5.26%	20	20
100		4	0.7	0.2	1	0.1732	0.3464	49.49%	26.32%	14	20

96h Survival Rate Detail

C-%	Control Type	Rep 1	Rep 2	Rep 3	Rep 4
0	Negative Control	1	1	0.8	1
50		1	1	1	1
100		0.8	0.8	1	0.2

96h Survival Rate Binomials

C-%	Control Type	Rep 1	Rep 2	Rep 3	Rep 4
0	Negative Contro	5/5	5/5	4/5	5/5
50		5/5	5/5	5/5	5/5
100		4/5	4/5	5/5	1/5

Hyalella 96-h Acute Survival Test — **Aquatic Bioassay & Consulting Labs, Inc.**

Analysis ID:	21-0984-9564	**Endpoint:**	96h Survival Rate	**CETIS Version:**	CETISv1.8.6
Analyzed:	04 Jan-13 11:30	**Analysis:**	Linear Interpolation (ICPIN)	**Official Results:**	Yes

Hyalella 96-h Acute Survival Test — Aquatic Bioassay & Consulting Labs, Inc.

Batch ID:	05-5727-8261	**Test Type:**	Survival (96h)	**Analyst:**	
Start Date:	27 Nov-12 15:35	**Protocol:**	EPA/821/R-02-012 (2002)	**Diluent:**	Laboratory Water
Ending Date:	01 Dec-12 14:30	**Species:**	Hyalella azteca	**Brine:**	Not Applicable
Duration:	95h	**Source:**	Aquatic Biosystems, CO	**Age:**	
Sample ID:	06-6717-9562	**Code:**	VCF1112.259h	**Client:**	VCWPD
Sample Date:	17 Nov-12 10:30	**Material:**	Sample Water	**Project:**	2012/13-2 (Wet)
Receive Date:	17 Nov-12 12:42	**Source:**	Bioassay Report		
Sample Age:	10d 5h	**Station:**	MO-HUE		

Batch Note: High Salinity

Alkalinity (CaCO3)-mg/L

C-%	Control Type	Count	Mean	95% LCL	95% UCL	Min	Max	Std Err	Std Dev	CV%	QA Count
0	Negative Contr	3	60.67	59.23	62.1	60	61	0.3333	0.5774	0.95%	0
100		3	266	266	266	266	266	0	0	0.0%	0
Overall		6	163.3			60	266				0 (0%)

Conductivity-µmhos

C-%	Control Type	Count	Mean	95% LCL	95% UCL	Min	Max	Std Err	Std Dev	CV%	QA Count
0	Negative Contr	3	346.7	292.1	401.2	333	372	12.68	21.96	6.34%	0
50		3	4847	4794	4901	4833	4872	12.37	21.43	0.44%	0
100		3	9046	9027	9066	9038	9054	4.466	7.735	0.09%	0
Overall		9	4747			333	9054				0 (0%)

Dissolved Oxygen-mg/L

C-%	Control Type	Count	Mean	95% LCL	95% UCL	Min	Max	Std Err	Std Dev	CV%	QA Count
0	Negative Contr	5	7.92	7.255	8.585	7	8.3	0.2396	0.5357	6.76%	0
50		5	6.52	4.519	8.521	4	8	0.7207	1.612	24.72%	0
100		5	5.98	4.261	7.699	4	7.9	0.6192	1.385	23.15%	0
Overall		15	6.807			4	8.3				0 (0%)

Hardness (CaCO3)-mg/L

C-%	Control Type	Count	Mean	95% LCL	95% UCL	Min	Max	Std Err	Std Dev	CV%	QA Count
0	Negative Contr	3	93.67	90.8	96.54	93	95	0.6667	1.155	1.23%	0
100		3	1180	1180	1180	1180	1180	0	0	0.0%	0
Overall		6	636.8			93	1180				0 (0%)

pH-Units

C-%	Control Type	Count	Mean	95% LCL	95% UCL	Min	Max	Std Err	Std Dev	CV%	QA Count
0	Negative Contr	5	7.88	7.824	7.936	7.8	7.9	0.01999	0.04471	0.57%	0
50		5	7.74	7.598	7.882	7.6	7.9	0.05099	0.114	1.47%	0
100		5	7.72	7.584	7.856	7.6	7.9	0.04899	0.1095	1.42%	0
Overall		15	7.78			7.6	7.9				0 (0%)

Temperature-°C

C-%	Control Type	Count	Mean	95% LCL	95% UCL	Min	Max	Std Err	Std Dev	CV%	QA Count
0	Negative Contr	5	22	22	22	22	22	0	0	0.0%	0
50		5	22	22	22	22	22	0	0	0.0%	0
100		5	22	22	22	22	22	0	0	0.0%	0
Overall		15	22			22	22				0 (0%)

Hyalella 96-h Acute Survival Test — **Aquatic Bioassay & Consulting Labs, Inc.**

Alkalinity (CaCO3)-mg/L

C-%	Control Type	1	2	3
0	Negative Contr	60	61	61
100		266	266	266

Conductivity-µmhos

C-%	Control Type	1	2	3
0	Negative Contr	372	333	335
50		4837	4872	4833
100		9054	9038	9047

Dissolved Oxygen-mg/L

C-%	Control Type	1	2	3	4	5
0	Negative Contr	8.2	8.2	7.9	8.3	7
50		8	6.7	7.8	4	6.1
100		7.9	5.8	6.1	4	6.1

Hardness (CaCO3)-mg/L

C-%	Control Type	1	2	3
0	Negative Contr	95	93	93
100		1180	1180	1180

pH-Units

C-%	Control Type	1	2	3	4	5
0	Negative Contr	7.9	7.9	7.8	7.9	7.9
50		7.7	7.9	7.8	7.6	7.7
100		7.6	7.9	7.7	7.7	7.7

Temperature-°C

C-%	Control Type	1	2	3	4	5
0	Negative Contr	22	22	22	22	22
50		22	22	22	22	22
100		22	22	22	22	22

Chain of Custody Record

Ventura County Watershed Protection District
NPDES Stormwater Monitoring Program
Project: NPDES Stormwater Wet Season
Toxicity - ABC Laboratories

Sampling Date: 11-17-12 Project Number: 2012/13-2 (Wet)

Sampling Team: BS, TL

SAMPLE ID	DATE/TIME COLLECTED	Chronic toxicity - topsmelt (*Atherinops affinis*)	Chronic toxicity - inland silverside (*Menidia beryllina*)	Chronic toxicity - giant kelp (*Macrocystis pyrifera*)	Chronic toxicity - purple sea urchin (*Strongylocentrotus purpuratus*)	Chronic toxicity - fathead minnow (*Pimephales promelas*)	Chronic toxicity - daphnid (*Ceriodaphnia dubia*)	Chronic toxicity - green alga (*Raphidocelis subcapitata*)	Number of 5-Gallon Buckets	NOTES
ME-CC		X							2	Note 1, Note 2, Note 3
ME-SCR	11-17-12 1050				X				1	Note 1, Note 2, Note 3 NH_3 - 0.0
ME-VR2	11-17-12 950	X							2	Note 1, Note 2, Note 3 NH_3 - 0.0
MO-CAM						X			2	Note 1, Note 2, Note 3
MO-OJA	[redacted]					X			2	Note 1, Note 2, Note 3
MO-MEI	11-17-12 915					X			2	Note 1, Note 2, Note 3 NH_3 - 1.0
MO-VEN	11-17-12 745						X		2	Note 1, Note 2, Note 3 NH_3 - 1.5

SUB - Topsmelt ICP because urchin fail to spawn

Relinquished
Printed Name: BRAM SEREC
Signature: [redacted]
Affiliation: VC-WPD Date/Tim: 11-17-12 12:16

Received
Printed Name: Lorena Marquez
Signature: [redacted]
Affiliation: ABC Date/Tim: 11-17-12 1216

Other Notes:
Note 1: Dilutions - 6.25%, 12.5%, 25%, 50%, 100% Note 2: Please execute TIE if mortality > 50%
Note 3: Notify District within 24 hours if significant toxicity is observed. Temp - 8.0°C
chlorine - <0.1

Chain of Custody Record

Ventura County Watershed Protection District
NPDES Stormwater Monitoring Program
Project: NPDES Stormwater Wet Season
Toxicity - ABC Laboratories

Sampling Date: 11/17/12 Project Number: 2012/13-2 (Wet)

Sampling Team: Jason Siegert & Daniel Calderon

SAMPLE ID	DATE/TIME COLLECTED	Chronic toxicity - topsmelt (*Atherinops affinis*)	Chronic toxicity - inland silverside (*Menidia beryllina*)	Chronic toxicity - giant kelp (*Macrocystis pyrifera*)	Chronic toxicity - purple sea urchin (*Strongylocentrotus purpuratus*)	Chronic toxicity - fathead minnow (*Pimephales promelas*)	Chronic toxicity - daphnid (*Ceriodaphnia dubia*)	Chronic toxicity - green alga (*Raphidocelis subcapitata*)	Number of 5-Gallon Buckets	NOTES
MO-OXN	11/17/12					X			2	Note 1, Note 2, Note 3
MO-HUE							X		2	Note 1, Note 2, Note 3
262 MO-THO	12:45						X		2	Note 1, Note 2, Note 3 NH_3 - 1.5
263 MO-MPK	10:45							X	2	Note 1, Note 2, Note 3 NH_3 - 1.0
264 MO-SIM	11:45						X		2	Note 1, Note 2, Note 3 NH_3 - 1.5
265 MO-FIL	09:30						X		2	Note 1, Note 2, Note 3 NH_3 - 1.0
266 MO-SPA	08:35					X			2	Note 1, Note 2, Note 3 NH_3 - 2.0

Relinquished
Printed Name: Jason Siegert
Signature:
Affiliation: VRSD Date/Time: 11/17/12 1420

Received
Printed Name: Lorena Marquez
Signature:
Affiliation: ABC Lab Date/Time: 11/17/12 1420

Other Notes:
Note 1: Dilutions - 6.25%, 12.5%, 25%, 50%, 100%
Note 2: Please execute TIE if mortality > 50%
Note 3: Notify District within 24 hours if significant toxicity is observed.

chlorine - < 0.1 temp - 10.4 °C

Chain of Custody Record

Ventura County Watershed Protection District
NPDES Stormwater Monitoring Program
Project: NPDES Stormwater Wet Season
Toxicity - ABC Laboratories

Sampling Date: 11-17-12 Project Number: 2012/13-2 (Wet)

Sampling Team: AA, TS, SM

SAMPLE ID	DATE/TIME COLLECTED	Chronic toxicity - topsmelt (*Atherinops affinis*)	Chronic toxicity - inland silverside (*Menidia beryllina*)	Chronic toxicity - giant kelp (*Macrocystis pyrifera*)	Chronic toxicity - purple sea urchin (*Strongylocentrotus purpuratus*)	Chronic toxicity - fathead minnow (*Pimephales promelas*)	Chronic toxicity - daphnid (*Ceriodaphnia dubia*)	Chronic toxicity - green alga (*Raphidocelis subcapitata*)	Number of 5-Gallon Buckets	NOTES
1258 MO-OXN	11-17-12 08:34					X			2	Note 1, Note 2, Note 3 NH_3 - 1.0
1259 MO-HUE	11-17-12 10:30						X		2	Note 1, Note 2, Note 3 NH_3 - 1.5
MO-THO							X		2	Note 1, Note 2, Note 3
MO-MPK								X	2	Note 1, Note 2, Note 3
MO-SIM							X		2	Note 1, Note 2, Note 3
MO-FIL							X		2	Note 1, Note 2, Note 3
MO-SPA						X			2	Note 1, Note 2, Note 3

Relinquished Printed Name ARNE ANSELM

Signature

Affiliation VCWPD Date/Tim 11-17-12 12:41

Received Printed Name Lorena Marquez

Signature

Affiliation ABC Lab Date/Tim 11-17-12 1242

Other Notes:

Note 1: Dilutions - 6.25%, 12.5%, 25%, 50%, 100%

Note 2: Please execute TIE if mortality > 50%

Note 3: Notify District within 24 hours if significant toxicity is observed.

Chain of Custody Record

Ventura County Watershed Protection District
NPDES Stormwater Monitoring Program
Project: NPDES Stormwater Wet Season
Toxicity - ABC Laboratories

Sampling Date: 11-17-12 Project Number: 2012/13-2 (Wet)

Sampling Team: AA, TS, SM

SAMPLE ID	DATE/TIME COLLECTED	Chronic toxicity - topsmelt (*Atherinops affinis*)	Chronic toxicity - inland silverside (*Menidia beryllina*)	Chronic toxicity - giant kelp (*Macrocystis pyrifera*)	Chronic toxicity - purple sea urchin (*Strongylocentrotus purpuratus*)	Chronic toxicity - fathead minnow (*Pimephales promelas*)	Chronic toxicity - daphnid (*Ceriodaphnia dubia*)	Chronic toxicity - green alga (*Raphidocelis subcapitata*)	Number of 5-Gallon Buckets	NOTES
ME-CC	11-17-12 1105	X							2	Note 1, Note 2, Note 3 NH_3 -0.0
~~ME-SCR~~					X				1	Note 1, Note 2, Note 3 ~~NH_3 1.0~~ (2)
ME-VR2		X							2	Note 1, Note 2, Note 3
MO-CAM	11-17-12 09:25					X			2	Note 1, Note 2, Note 3 NH_3 -1.0
~~MO-OJA~~						X			2	Note 1, Note 2, Note 3
~~MO-MEI~~						X			2	Note 1, Note 2, Note 3
~~MO-VEN~~							X		2	Note 1, Note 2, Note 3

Relinquished Printed Name ARNE ANSETH

Signature

Affiliation VCWPD Date/Tim 11-17-12 12:41

Received Printed Name Lorena Marquez

Signature

Affiliation ABC Libs Date/Tim 11-17-12 1242

Other Notes: Note 1: Dilutions - 6.25%, 12.5%, 25%, 50%, 100% Note 2: Please execute TIE if mortality > 50%

Note 3: Notify District within 24 hours if significant toxicity is observed.

Temp - 7.5°C Chlorine - <0.1

aquatic bioassay & consulting laboratories, inc

November 26, 2012

Ventura County Watershed Protection District
800 South Victoria Avenue
Ventura, CA 93009

Dear Client:

We received your sample labeled "ME-SCR" on November 17th, 2012 for chronic sea urchin toxicity testing. The sea urchins we had secured to conduct this testing failed to spawn. Therefore we were unable to proceed with the testing. There will be no report generated for these samples. As requested the sample was successfully run for toxicity using Topsmelt. A report will be generated for the Topsmelt toxicity testing and sent out with all corresponding testing.

Please feel free to phone me at your convenience if you have any questions.

Sincerely,

Joe Freas
Sr. Aquatic Toxicologist

29 north olive ventura, ca 93001 (805) 643 5621 www.aquabio.org

aquatic bioassay & consulting laboratories, inc

December 6, 2012

Mr. Arne Anselm/ Ms. Kelly Hahs
Ventura County Watershed Protection District
800 South Victoria Ave
Ventura, CA 93009

Dear Mr. Anselm & Ms. Hahs:

We received a sample in our laboratory 17 November 2012 labeled "MO-HUE". Upon arrival the salinity of the sample was checked & determined to be 6ppt. We set up a chronic *Ceriodaphnia dubia* test with this sample as instructed. As we expected the sample performed poorly with the *Ceriodaphnia* due to the high salinity, survival was 0% in 100% sample.

Since the salinity was 6ppt and no TIE treatments address salinity there is no way to remove salinity from a sample. Therefore we did not proceed with a TIE for the *Ceriodaphnia dubia*. *Ceriodaphnia dubia* can tolerate a maximum salinity of 1-2ppt.

We then initiated a test with *Hyalella azteca*, since they have a higher tolerance to high conductivity samples. *Hyalella azteca* do well in waters with salinities of 0-10ppt. The *Hyalella* gave a more favorable result, 75% survival in 100% sample. This resulted in a TU value of 0.82 which would not require a TIE by the direction in the permit. The IC25 & IC50 in the *Hyalella* test were both >100%.

In the future, if this site is sampled again, we believe a more appropriate organism would be topsmelt, if they are available at the time of sampling. The topsmelt is a euryhaline organism that can tolerate salinities of 3-36ppt. Since this site is influenced by the ocean during storms the topsmelt would be a more appropriate organism even if the salinity was higher during future sampling events.

Please feel free to contact me at your convenience if you have any questions.

Sincerely,

Michael Machuzak
Laboratory Manager

29 north olive ventura, ca 93001 (805) 643 5621 www.aquabio.org

Appendix J. Dry-Weather Analytical Monitoring Results

	Site ID	Port Hueneme-3	Unincorporated-4	Camarillo-1	Fillmore-1
		DRY-HUE3	DRY-UNI4	MO-CAM	MO-FIL
	At Major Outfall?	No	No	Yes	Yes
	Location	Bubbling Springs @ RR xing	Arroyo Santa Rosa above Box Canyon confluence	Camarillo Hills Drain	North Fillmore Drain
	Date	08/12/13	08/13/13	08/13/13	08/12/13
	Time	1035	1200	1240	1325
Site Description	Conveyence Type	Natural channel	Box culvert	Box culvert	Box culvert
	Dimensions	N/A	N/A	8' x 24'	N/A
	Dominant Land Use	Commercial & residential	Residential & rural	Commercial & residential	Residential
	Site Elevation	10	250	100	430
Weather	Weather	Overcast	Clear	Clear	Clear
	Wind Condtion	Slight breeze	Slight breeze	Slight breeze	Slight breeze
	Air Temp. (^{0}F)	68	67	80	80
Trash	Trash (general area)	Light	None	Light	Light
	Trash (stream banks)	High	Light	Moderate	High
Observations	Water Clarity	Muddy	Clear	Clear	Clear
	Water Color	Other	Clear	Clear	Clear
	Odors	None	None	None	None
	Floatables	None	None	None	None
	Foam	N/A	N/A	N/A	N/A
	Stains/ deposits	N/A	Brown/red staining on apron entering channel but dry during sampling	Brown staining at water edge	N/A
	Structural condition	Natural channel	Concrete channel	Concrete channel	Natural channel below flap gate
	Vegetation Condition	Lawns surrounding channel	Herbaceous growth in channel and abundant duckweed	Grass in channel causing small pond	Abundant willow weed growth in channel
	Biology	Many ducks	-	-	Frog
	Algae (suspended)	N/A	N/A	N/A	N/A
	Algae (substrate)	N/A	Brown 20% Green 20%	Green 50%	Green 80%
Water Chemistry (Field)	Dissolved Oxygen (%)	29.1	97.3	276.1	56.8
	Dissolved Oxygen (mg/L)	2.73	8.88	19.55	5.04
	Conductivity (µS)	2918	1182	2002	1500
	Specific Conductance (µS)	3264	1322	1716	1632
	Salinity (ppt)	1.7	0.7	0.9	0.8
	Water Temp. (^{0}C)	19.5	19.4	33.6	21.0
	Water Temp. (^{0}F)	67.1	66.9	92.5	69.8
	pH	7.26	8.26	10.17	7.54
	Turbidity (NTU)	21.70	3.35	15.13	2.17
Water Chemistry (Lab)	Total Organic Carbon (mg/L)	5.2	16	21	2.4
	Total Hardness as $CaCO_3$ (mg/L)	991	517	420	715
	Total Calcium (mg/L)	249	72.6	142	192
	Total Magnesium (mg/L)	89.7	81.5	16.1	57.3
	Dissolved Copper (µg/L)	DNQ (0.23)	7.4	22	2.1
	Dissolved Lead (µg/L)	ND (-0.024)	ND (-0.024)	DNW (0.050)	ND (-0.024)
	Dissolved Zinc (µg/L)	DNQ (2.5)	DNQ (3.8)	5.5	5.8
	Total Coliform (MPN/100 mL)	88,200	410,600	259	19,863
	E. coli (MPN/100 mL)	14,136	12,033	ND (<10)	2,613
Estimated Flow	Flow Status	Flowing	Flowing	Flowing	Ponded
	Water Width (ft.)	8.0	1.0	1.5	15.0
	Water Depth (ft.)	1.00	0.02	0.01	2.00
	Flow Velocity (ft/s)	0.01	0.80	1.00	0.00
	Flow Rate (ft^3/s)	0.08	0.02	0.02	0.00
	Comments	Sampled upstream MO location. Water gray/blue/black		pH measured twice (10.16, 10.18)	Congested willow weed growth in channel

	Site ID	Moorpark-1	Ojai-1	Oxnard-1	Santa Paula-1
		MO-MPK	MO-OJA	MO-OXN	MO-SPA
	At Major Outfall?	Yes	Yes	Yes	Yes
	Location	Walnut Canyon*	Fox Barranca	El Rio Drain above MO-OXN	11th St Drain (Santa Paula Airport)
	Date	08/13/13	08/13/13	08/12/13	08/13/13
	Time	0955	0810	0945	0905
Site Description	Conveyence Type	Box culvert	Box culvert	Trapezoidal channel	Reinforced concrete pipe
	Dimensions	5' x 12'	6.5' x 12'	5.5' x 12'(toe) x 34'(top)	48"
	Dominant Land Use	Commercial & residential	Residential	Commercial & residential	Commercial & residential
	Site Elevation	460	720	60	240
Weather	Weather	Clear	Clear	Partly cloudy	Overcast
	Wind Condtion	Slight breeze	Calm	Slight breeze	Calm
	Air Temp. (^{0}F)	65	61	72	64
Trash	Trash (general area)	Light	Light	Light	High
	Trash (stream banks)	Moderate	Moderate	None	High
Observations	Water Clarity	Clear	Clear	Clear	Clear
	Water Color	Clear	Clear	Yellow	Clear
	Odors	None	None	None	None
	Floatables	None	None	None	None
	Foam	N/A	N/A	N/A	N/A
	Stains/ deposits	N/A	White powdery material	Green stain at water edge	N/A
	Structural condition	Concrete channel	Concrete channel	Concrete channel	Concrete channel
	Vegetation Condition	N/A	N/A	N/A	N/A
	Biology	N/A	N/A	N/A	N/A
	Algae (suspended)	N/A	N/A	N/A	N/A
	Algae (substrate)	N/A	Green 20%	Brown 10%	N/A
Water Chemistry (Field)	Dissolved Oxygen (%)	113.4	91.3	157.4	96.1
	Dissolved Oxygen (mg/L)	10.13	8.76	13.39	8.88
	Conductivity (µS)	1093	1922	2030	1181
	Specific Conductance (µS)	1188	2213	2080	1338
	Salinity (ppt)	0.6	1.1	1.1	0.7
	Water Temp. (^{0}C)	20.8	17.2	23.7	18.9
	Water Temp. (^{0}F)	69.4	63.0	74.7	66.0
	pH	8.44	8.28	9.08	8.2
	Turbidity (NTU)	5.49	3.80	4.94	1.03
Water Chemistry (Lab)	Total Organic Carbon (mg/L)	16	17	28	1.2
	Total Hardness as $CaCO_3$ (mg/L)	237	679	561	537
	Total Calcium (mg/L)	55.6	110	110	141
	Total Magnesium (mg/L)	23.8	98.1	69.4	45.1
	Dissolved Copper (µg/L)	3.5	9.2	55	5.1
	Dissolved Lead (µg/L)	DNQ (0.050)	0.38	0.26	DNQ (0.040)
	Dissolved Zinc (µg/L)	DNQ (3.8)	12	6.1	7.3
	Total Coliform (MPN/100 mL)	248,100	63,700	517,200	6,131
	E. coli (MPN/100 mL)	2,143	4,352	31	31
Estimated Flow	Flow Status	Flowing	Flowing	Flowing	Flowing
	Water Width (ft.)	2.0	1.0	5.0	0.5
	Water Depth (ft.)	0.01	0.01	0.03	0.01
	Flow Velocity (ft/s)	1.00	1.00	0.01	1.00
	Flow Rate (ft^3/s)	0.02	0.01	0.00	0.01
	Comments	* Previously reported incorrectly as Gabbert Drain. Channel dammed for construction downstream of sampling site. Water ponded at dam. Collected samples upstream of ponding	Samples collected between bridges downstream of site. White powdery material present upstream where pipe discharges from athletic center	pH measured twice (9.05, 9.11)	

	Site ID	Simi Valley-1	Thousand Oaks-1	Ventura-1
		MO-SIM	MO-THO	MO-VEN
	At Major Outfall?	Yes	Yes	Yes
	Location	Bus Canyon Drain	North Fork Arroyo Conejo at Hill Canyon WWTP	Moon Ditch
	Date	08/13/13	08/13/13	08/12/13
	Time	1030	1125	0855
Site Description	Conveyence Type	Box culvert	Natural channel	Trapezoidal channel
	Dimensions	7' x 16'	N/A	7.5' x 20'(toe) x 35'(top)
	Dominant Land Use	Commercial & residential	Commercial, residential & rural	Commercial & residential
	Site Elevation	760	280	70
Weather	Weather	Clear	Clear	Overcast
	Wind Condtion	Slight breeze	Slight breeze	Calm
	Air Temp. (^{0}F)	76	70	70
Trash	Trash (general area)	Light	None	Light
	Trash (stream banks)	High	None	Light
Observations	Water Clarity	Clear	Clear	Clear
	Water Color	Clear	Clear	Yellow
	Odors	None	None	None
	Floatables	None	None	None
	Foam	N/A	N/A	N/A
	Stains/ deposits	N/A	N/A	N/A
	Structural condition	Concrete channel	Rip-rap with natural bottom	Concrete channel
	Vegetation Condition	N/A	Healthy	N/A
	Biology	N/A	Multiple small (~1") fish	N/A
	Algae (suspended)	N/A	N/A	N/A
	Algae (substrate)	Green 70%	N/A	Brown 30%
Water Chemistry (Field)	Dissolved Oxygen (%)	161.7	121.3	117.3
	Dissolved Oxygen (mg/L)	14.15	11.23	9.99
	Conductivity (µS)	2519	1725	6360
	Specific Conductance (µS)	2697	1960	6700
	Salinity (ppt)	1.4	1.0	3.7
	Water Temp. (^{0}C)	21.6	18.8	22.4
	Water Temp. (^{0}F)	70.9	65.8	72.3
	pH	7.98	8.01	8.51
	Turbidity (NTU)	1.84	2.12	4.48
Water Chemistry (Lab)	Total Organic Carbon (mg/L)	2.5	3.0	54
	Total Hardness as $CaCO_3$ (mg/L)	1170	699	2120
	Total Calcium (mg/L)	298	105	362
	Total Magnesium (mg/L)	104	106	296
	Dissolved Copper (µg/L)	0.50	0.60	74
	Dissolved Lead (µg/L)	ND (-0.024)	ND (-0.024)	0.51
	Dissolved Zinc (µg/L)	DNQ (2.6)	DNQ (2.4)	11
	Total Coliform (MPN/100 mL)	>24,196**	15,531	770,100
	E. coli (MPN/100 mL)	31	309	364
Estimated Flow	Flow Status	Flowing	Flowing	Flowing
	Water Width (ft.)	6.0	12.0	3.0
	Water Depth (ft.)	0.05	1.00	0.03
	Flow Velocity (ft/s)	2.00	0.08	0.30
	Flow Rate (ft^3/s)	0.60	0.96	0.03
	Comments	** 1:10 dilution >24,196 but 1:1000 dilution <1,000	Flow from 4230=1cfs	pH measured twice (8.51, 8.51)

Appendix K. Formulas for WQO determination

BASIN PLAN and CALIFORNIA TOXICS RULE OBJECTIVES: FORMULAS

AMMONIA (BASIN PLAN)

Basin Plan Ammonia Objective formula selection is based on wet or dry event, COLD/MIGR designation status, early life stages (ELS) status, and salinity.
See the flow charts below to determine which formula to use:

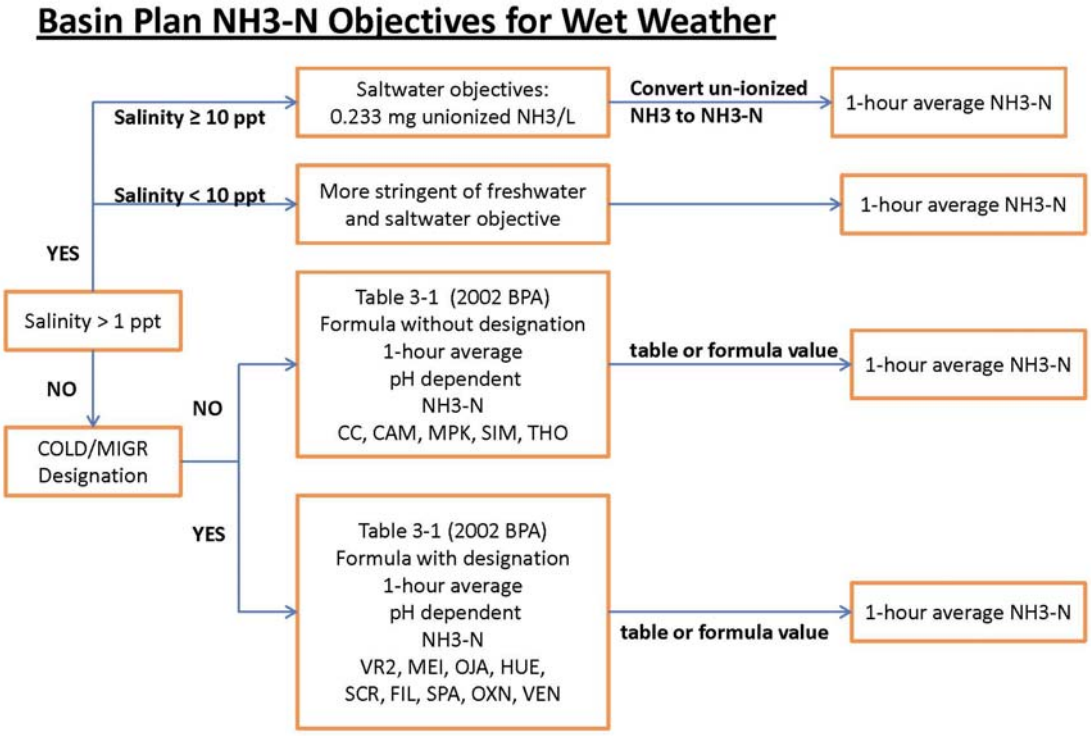

Table 3-1: One hour Average Objective for Ammonia-N for Freshwaters (mg N/L)

COLD and/or MIGR:

$$= \frac{0.275}{1 + 10^{7.204-pH}} + \frac{39.0}{1 + 10^{pH-7.204}}$$

NOT COLD and/or MIGR:

$$= \frac{0.411}{1 + 10^{7.204-pH}} + \frac{58.4}{1 + 10^{pH-7.204}}$$

Saltwater 1-hour objective for Ammonia-N

$$= 0.233 * (1 + 10^{\left[\left(9.245+0.116*\frac{19.9273*S}{1000-1.005109*S}\right)+0.0324(298-T)+\frac{(0.0415)P}{T}-pH\right]})$$

Where T= temperature expressed in °K (Note: Kelvin = Celsius + 273)
S = salinity (ppt)
P = pressure (assumed to be 1 atm)

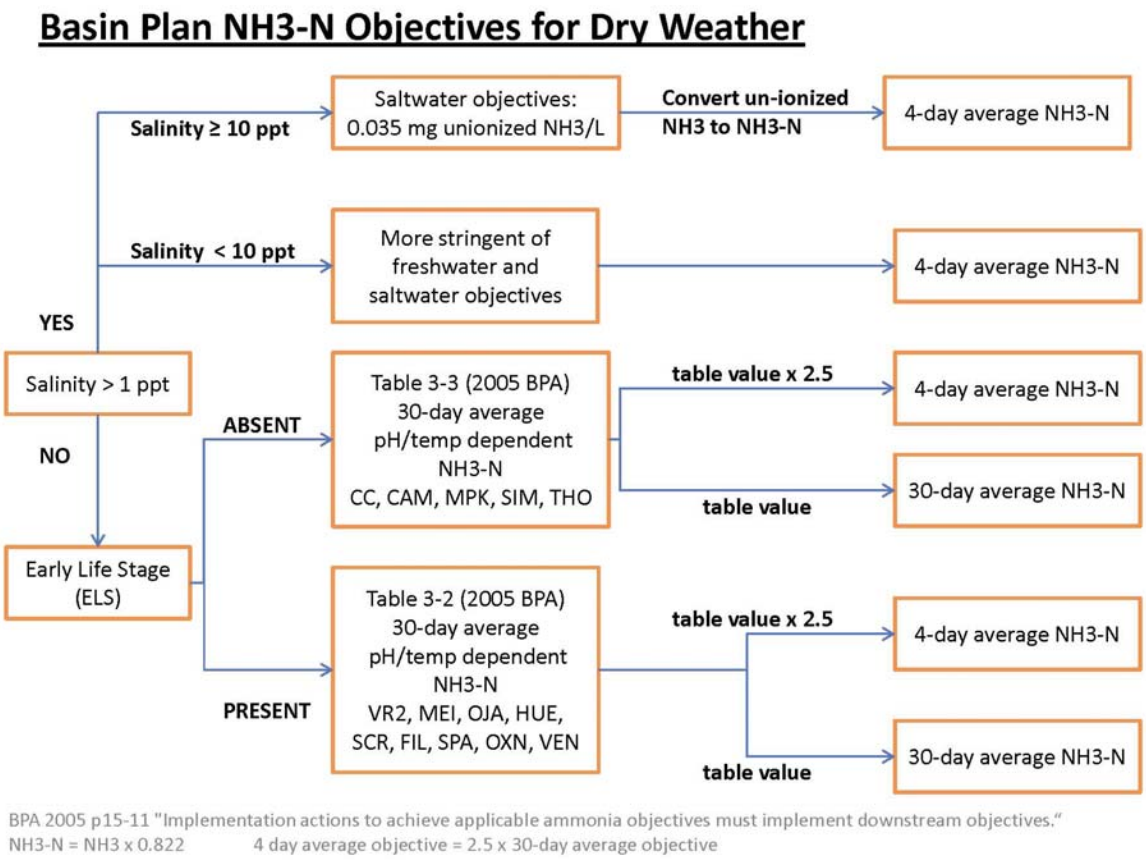

BPA 2005 p15-11 "Implementation actions to achieve applicable ammonia objectives must implement downstream objectives."
NH3-N = NH3 x 0.822 4 day average objective = 2.5 x 30-day average objective

Table 3-2: 30-Day Average Objective for Ammonia-N for Freshwaters Applicable to Waters Subject to the "Early Life Stage Present" Condition (mg N/L)

$$= \left(\frac{0.0577}{1+10^{7.688-pH}} + \frac{2.487}{1+10^{pH-7.688}}\right) * MIN\left(2.85, 1.45 * 10^{0.028*(25-T)}\right)$$

Where T= temperature expressed in °C.
Highest four-day average within the 30-day period shall not exceed 2.5 times the 30-day average objective as calculated above.

Table 3-3: 30-Day Average Objective for Ammonia-N for Freshwaters Applicable to Waters Subject to the "Early Life Stage Absent" Condition (mg N/L)

$$= \left(\frac{0.0577}{1+10^{7.688-pH}} + \frac{2.487}{1+10^{pH-7.688}}\right) * 1.45 * 10^{0.028*(25-MAX(T,7))}$$

Where T= temperature expressed in °C.
Highest four-day average within the 30-day period shall not exceed 2.5 times the 30-day average objective as calculated above.

Saltwater 4-day objective for Ammonia-N

$$= 0.035 * (1 + 10^{\left[\left(9.245+0.116*\frac{19.9273*S}{1000-1.005109*S}\right)+0.0324(298-T)+\frac{(0.0415)P}{T}-pH\right]})$$

Where T= temperature expressed in °K (Note: Kelvin = Celsius + 273)
S = salinity (ppt)
P = pressure (assumed to be 1 atm)

PENTACHLOROPHENOL (CTR)

$$CMC = \exp(1.005(pH) - 4.869)$$
$$CCC = \exp(1.005(pH) - 5.134)$$

METALS (CTR)

[cadmium, chromium, copper, lead, nickel, silver, zinc]

$$CMC = WER * (Acute\ Conversion\ Factor) * (\exp\{m_A[1n(hardness)] + b_A\})$$
$$CCC = WER * (Chronic\ Conversion\ Factor) * (\exp\{m_C[1n(hardness)] + b_C\})$$

Note1: CCC formula contains error in CTR (says “Acute” not “Chronic” for Conversion Factor).
Note2: see note to Table 2 of Paragraph (b)(2) in the CTR, “The term conversion factor represents the recommended conversion factor for converting a metal criterion expressed as the total recoverable fraction in the water column to a criterion expressed as the dissolved fraction in the water column.”
Note3: Conversion factors (CF) are provided as values in a table for chromium, copper, nickel, silver, and zinc. CF for cadmium and lead are calculated based on hardness, i.e.

$$Cadmium\ Acute\ CF = 1.136672 - [(\ln\{hardness\})\ (0.041838)]$$
$$Cadmium\ Chronic\ CF = 1.101672 - [(\ln\{hardness\})\ (0.041838)]$$
$$Lead\ Acute\ and\ Chronic\ CF = 1.46203 - [(\ln\{hardness\})\ (0.145712)]$$

Note4: Only two WER in Ventura County and no stations discharge within the applicable reaches - Lower Calleguas Creek (Reach 2 which is Portrero Rd south to Mugu Lagoon) has a WER for copper of 3.69 and Mugu Lagoon copper WER is 1.51.