

APPENDIX A

2008/09 Daily Precipitation Summaries

Date	194a	168	235a	165	190	171	222A
10/1/2008	0	0	0	0	0	0	0
10/2/2008	0	0	0	0	0	0	0
10/3/2008	0	0	0	0	0	0	0
10/4/2008	0	0	0	0	0	0.01	0
10/5/2008	0	0.01	0.01	0.03	0.06	0.06	0.06
10/6/2008	0	0	0	0	0	0	0
10/7/2008	0	0	0	0	0	0	0
10/8/2008	0	0	0	0	0	0	0
10/9/2008	0	0	0	0	0	0	0
10/10/2008	0	0	0	0	0	0	0
10/11/2008	0	0	0	0	0	0	0
10/12/2008	0	0	0	0	0	0	0
10/13/2008	0	0	0	0	0	0	0
10/14/2008	0	0	0	0	0	0	0
10/15/2008	0	0	0	0	0	0	0
10/16/2008	0	0	0	0	0	0	0
10/17/2008	0	0	0	0	0	0	0
10/18/2008	0	0	0	0	0	0	0
10/19/2008	0	0	0	0	0	0	0
10/20/2008	0	0	0	0	0	0	0
10/21/2008	0	0	0	0	0	0	0
10/22/2008	0	0	0	0	0	0	0
10/23/2008	0	0	0	0	0	0	0
10/24/2008	0	0	0	0	0	0	0
10/25/2008	0	0	0	0	0	0	0
10/26/2008	0	0	0	0	0	0	0
10/27/2008	0	0	0	0	0	0	0
10/28/2008	0	0	0	0	0	0	0
10/29/2008	0	0.01	0	0	0	0	0
10/30/2008	0.01	0	0	0	0	0	0
10/31/2008	0.2	0.02	0.01	0.05	0.02	0.03	0

Date	194a	168	235a	165	190	171	222A
11/1/2008	0.12	0.23	0.45	0.13	0.22	0.14	0.45
11/2/2008	0	0.27	0.41	0.06	0.49	0.62	0.29
11/3/2008	0.13	0	0	0.01	0	0	0
11/4/2008	0.01	0.22	0.17	0.17	0.2	0.2	0.18
11/5/2008	0	0	0	0	0	0	0
11/6/2008	0	0	0	0	0	0	0
11/7/2008	0	0	0	0	0	0	0
11/8/2008	0	0	0	0	0	0	0
11/9/2008	0	0	0	0	0	0	0
11/10/2008	0	0	0	0	0	0	0
11/11/2008	0	0	0	0	0	0	0
11/12/2008	0	0	0	0	0	0	0
11/13/2008	0	0	0	0	0	0	0
11/14/2008	0	0	0	0	0	0	0
11/15/2008	0	0	0	0	0	0	0
11/16/2008	0	0	0	0	0	0	0
11/17/2008	0	0	0	0	0	0	0
11/18/2008	0	0	0	0	0	0	0
11/19/2008	0	0	0	0	0	0	0
11/20/2008	0	0	0	0	0	0	0
11/21/2008	0	0	0	0	0	0	0
11/22/2008	0	0	0	0	0	0	0
11/23/2008	0	0	0	0	0	0	0
11/24/2008	0	0	0	0	0	0	0
11/25/2008	0.73	0	0	0	0	0	0
11/26/2008	0.07	1.41	1.15	1.25	0.97	0.76	1.1
11/27/2008	0	0.05	0.21	0.76	0.39	0.5	0.05
11/28/2008	0.01	0	0.01	0	0	0	0
11/29/2008	0	0	0.01	0	0	0	0
11/30/2008	0.01	0	0	0	0	0	0

12/1/2008	0	0.01	0	0	0	0	0
12/2/2008	0	0.01	0	0	0	0	0
12/3/2008	0	0	0	0	0	0	0
12/4/2008	0	0	0.01	0	0	0	0
12/5/2008	0.01	0	0	0	0	0	0
12/6/2008	0	0	0	0	0	0	0
12/7/2008	0	0	0	0	0	0	0
12/8/2008	0	0	0	0	0	0	0
12/9/2008	0	0	0	0	0	0	0
12/10/2008	0	0	0	0	0	0	0
12/11/2008	0	0	0	0	0	0	0
12/12/2008	0	0	0	0	0	0	0
12/13/2008	0	0	0	0	0	0	0
12/14/2008	0.84	0	0	0	0	0	0
12/15/2008	0.48	1.35	1.52	1.61	1.78	1.29	1.38
12/16/2008	0.11	0.19	0.18	0.19	0.3	0.18	0.27
12/17/2008	0.04	0.15	0.04	0.05	0.06	0.06	0.12
12/18/2008	0	0.07	0.22	0	0.15	0.19	0.08
12/19/2008	0	0	0	0	0	0	0
12/20/2008	0	0	0.01	0	0	0	0
12/21/2008	0.4	0	0	0	0	0	0
12/22/2008	0.03	0.27	0.19	0.25	0.37	0.4	0.28
12/23/2008	0	0	0.03	0	0.01	0.01	0.01
12/24/2008	0.02	0	0	0	0.01	0	0
12/25/2008	0.05	0.1	0.2	0.1	0.07	0.31	0.04
12/26/2008	0	0.03	0.06	0.3	0.02	0.05	0.05
12/27/2008	0	0	0	0	0	0	0
12/28/2008	0	0	0	0	0	0	0
12/29/2008	0	0	0	0	0	0	0
12/30/2008	0	0	0	0	0	0	0
12/31/2008	0	0	0	0	0	0	0

1/1/2009	0	0.01	0	0	0	0	0
1/2/2009	0.06	0	0	0	0	0	0
1/3/2009	0	0.04	0.01	0	0.03	0.01	0.02
1/4/2009	0	0	0	0	0.01	0	0
1/5/2009	0	0	0	0	0	0	0
1/6/2009	0	0	0	0	0	0	0
1/7/2009	0	0	0	0	0	0	0
1/8/2009	0	0	0	0	0	0	0
1/9/2009	0	0	0	0	0	0	0
1/10/2009	0	0	0	0	0	0	0
1/11/2009	0	0	0	0	0	0	0
1/12/2009	0	0	0	0	0	0	0
1/13/2009	0	0	0	0	0	0	0
1/14/2009	0	0	0	0	0	0	0
1/15/2009	0	0	0	0	0	0	0
1/16/2009	0	0	0	0	0	0	0
1/17/2009	0	0	0	0	0	0	0
1/18/2009	0	0	0	0	0	0	0
1/19/2009	0	0	0	0	0	0	0
1/20/2009	0	0	0	0	0	0	0
1/21/2009	0.24	0	0	0	0	0	0
1/22/2009	0.13	0.1	0.03	0.11	0.12	0.09	0.08
1/23/2009	0.2	0.18	0.24	0.63	0.22	0.09	0.16
1/24/2009	0.01	0.18	0.07	0.24	0.2	0.32	0.05
1/25/2009	0	0.01	0.05	0.09	0.08	0.05	0.03
1/26/2009	0	0	0	0	0.01	0	0
1/27/2009	0	0	0	0	0	0	0
1/28/2009	0	0	0	0	0	0	0
1/29/2009	0	0	0	0	0	0	0
1/30/2009	0	0	0	0	0	0	0
1/31/2009	0	0	0	0	0	0	0

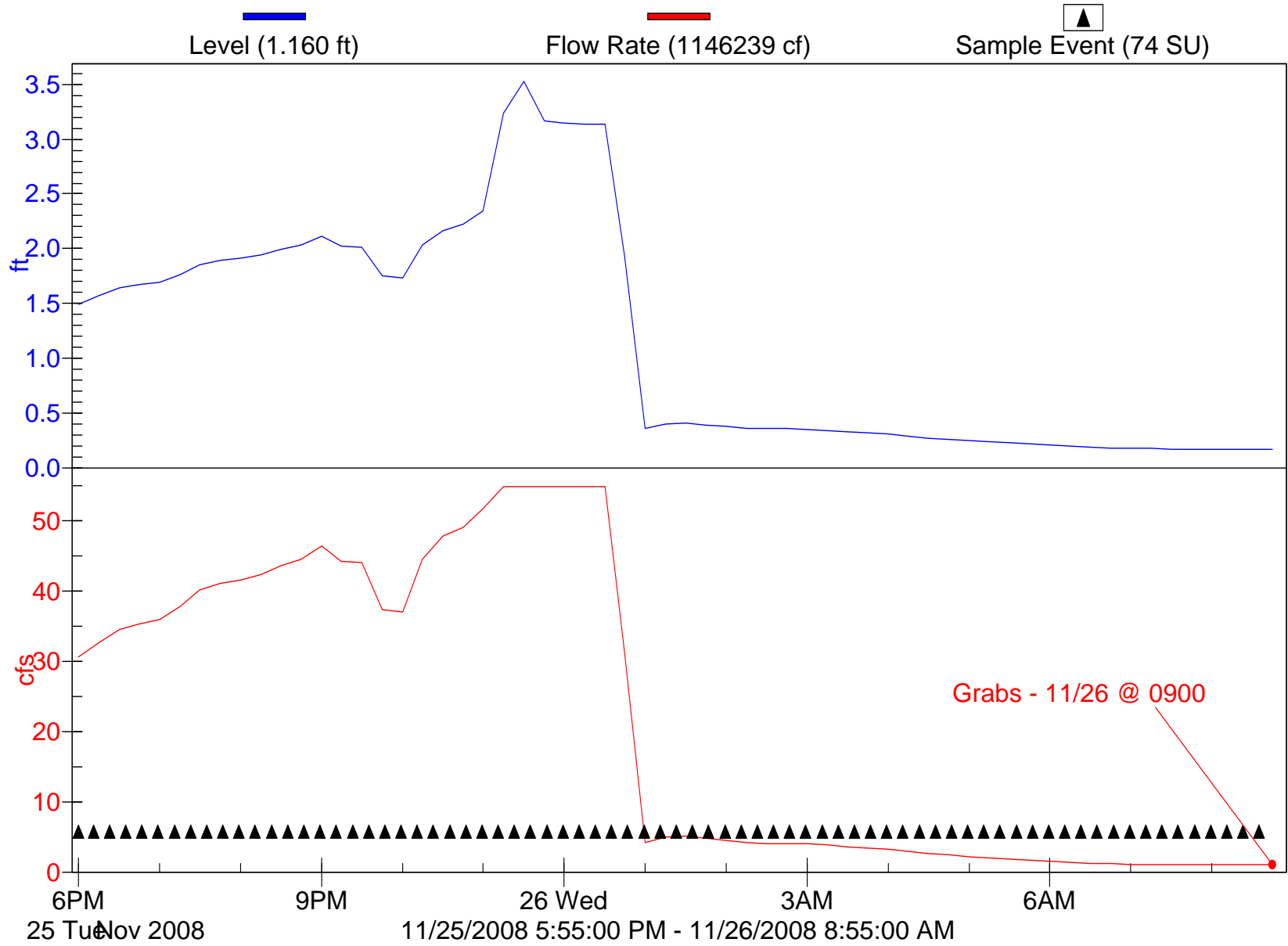
Date	194a	168	235a	165	190	171	222A
2/1/2009	0	0	0	0	0	0	0
2/2/2009	0	0	0	0	0	0	0
2/3/2009	0	0	0	0	0	0	0
2/4/2009	0	0	0	0	0	0	0
2/5/2009	1.43	0	0	0	0	0	0
2/6/2009	0.52	1.24	1.41	0.8	1.27	1.22	0.76
2/7/2009	0.03	1.25	0.77	1.13	0.77	0.57	0.67
2/8/2009	0.1	0.22	0.04	0.18	0	0.02	0.11
2/9/2009	0.3	0.07	0.27	0.32	0.21	0.2	0.1
2/10/2009	0	0.48	0.28	0.12	0.29	0.22	0.31
2/11/2009	0	0	0	0	0	0	0
2/12/2009	0	0	0	0	0	0	0
2/13/2009	0.36	0	0	0	0	0.04	0
2/14/2009	0	0.56	0.4	0.53	0.55	0.54	0.53
2/15/2009	0.78	0	0	0	0.01	0.05	0
2/16/2009	0.62	2.2	0.61	0.93	1.04	1.09	1.52
2/17/2009	0.05	0.37	0.81	1.49	0.51	1.64	0.33
2/18/2009	0	0	0.08	0.21	0.02	0.37	0.01
2/19/2009	0	0	0	0	0	0	0
2/20/2009	0	0	0	0	0	0	0
2/21/2009	0	0	0	0	0	0	0
2/22/2009	0	0	0	0	0	0	0
2/23/2009	0	0	0	0.02	0	0	0
2/24/2009	0	0	0	0	0	0	0.02
2/25/2009	0	0	0	0	0	0	1.5
2/26/2009	0	0	0.01	0	0	0	0.11
2/27/2009	0	0	0	0	0	0	0
2/28/2009	0	0	0	0	0	0	0
Totals	8.10	11.31	9.97	11.76	10.46	11.33	10.67

APPENDIX B

2008/09 Event Hydrographs

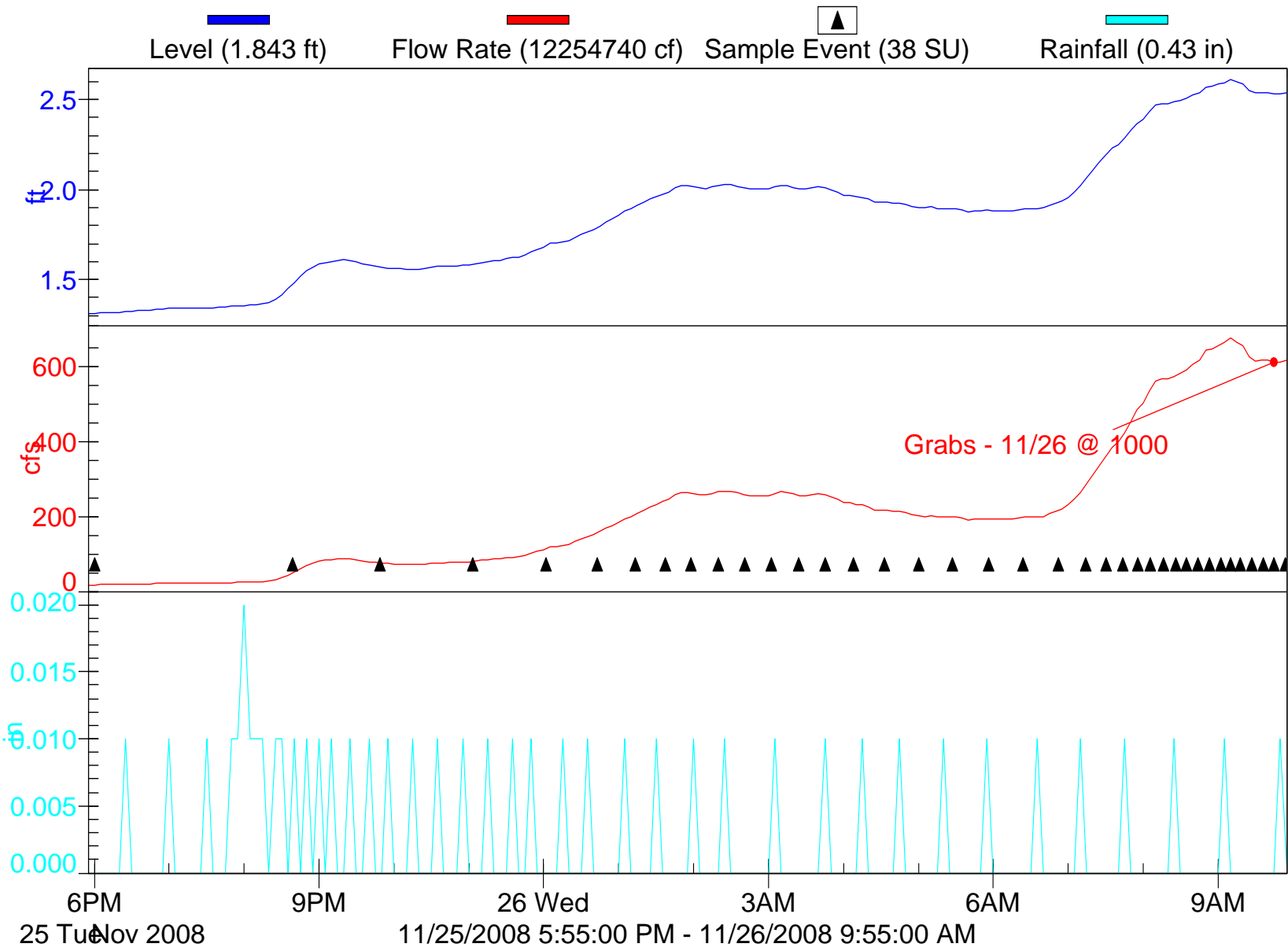
A-1 4250

2008/09 NPDES Event #1 (Wet)



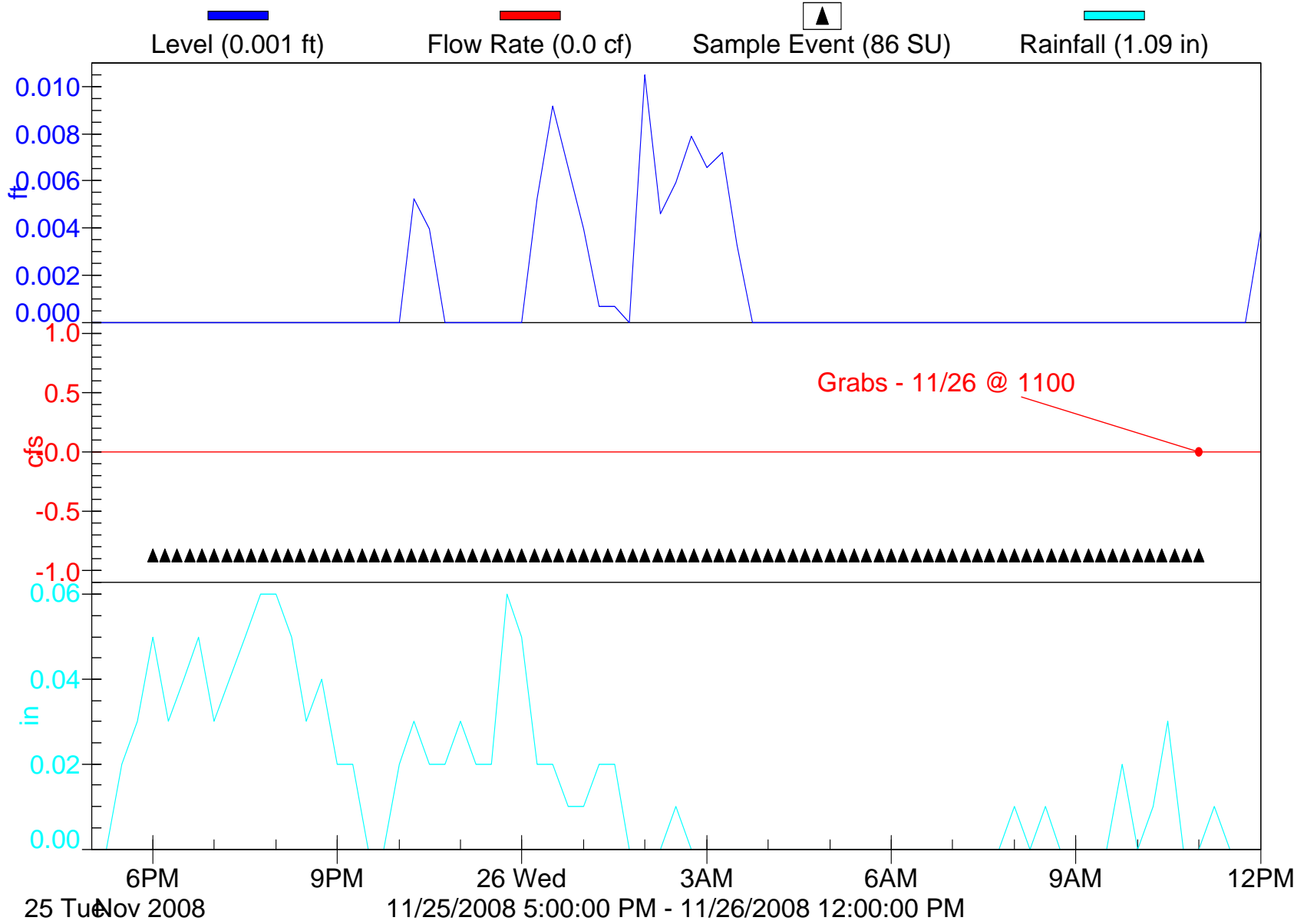
ME-CC 4230

2008/09 NPDES Event #1 (Wet)



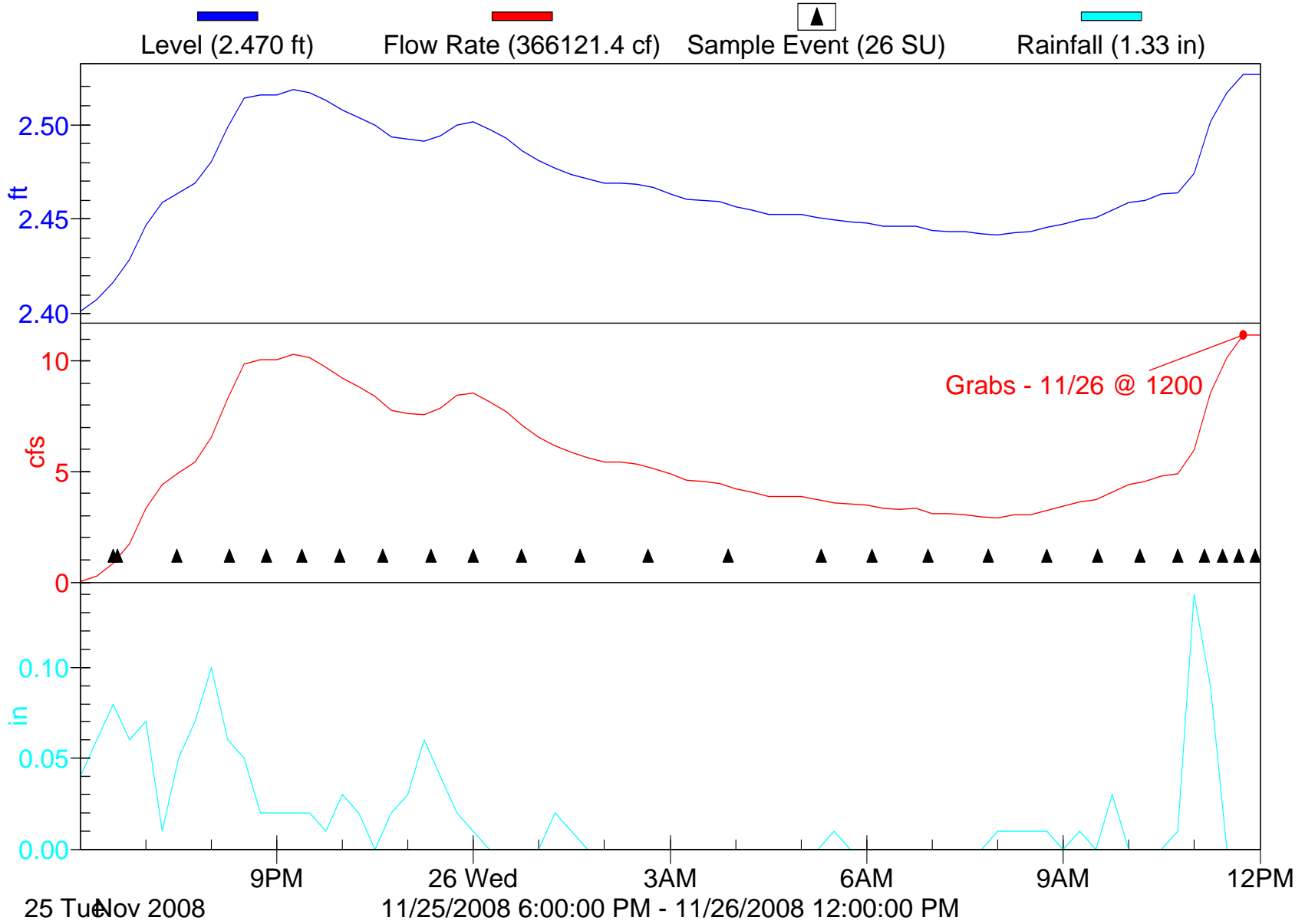
ME-SCR 4210

2008/09 NPDES Event #1 (Wet)



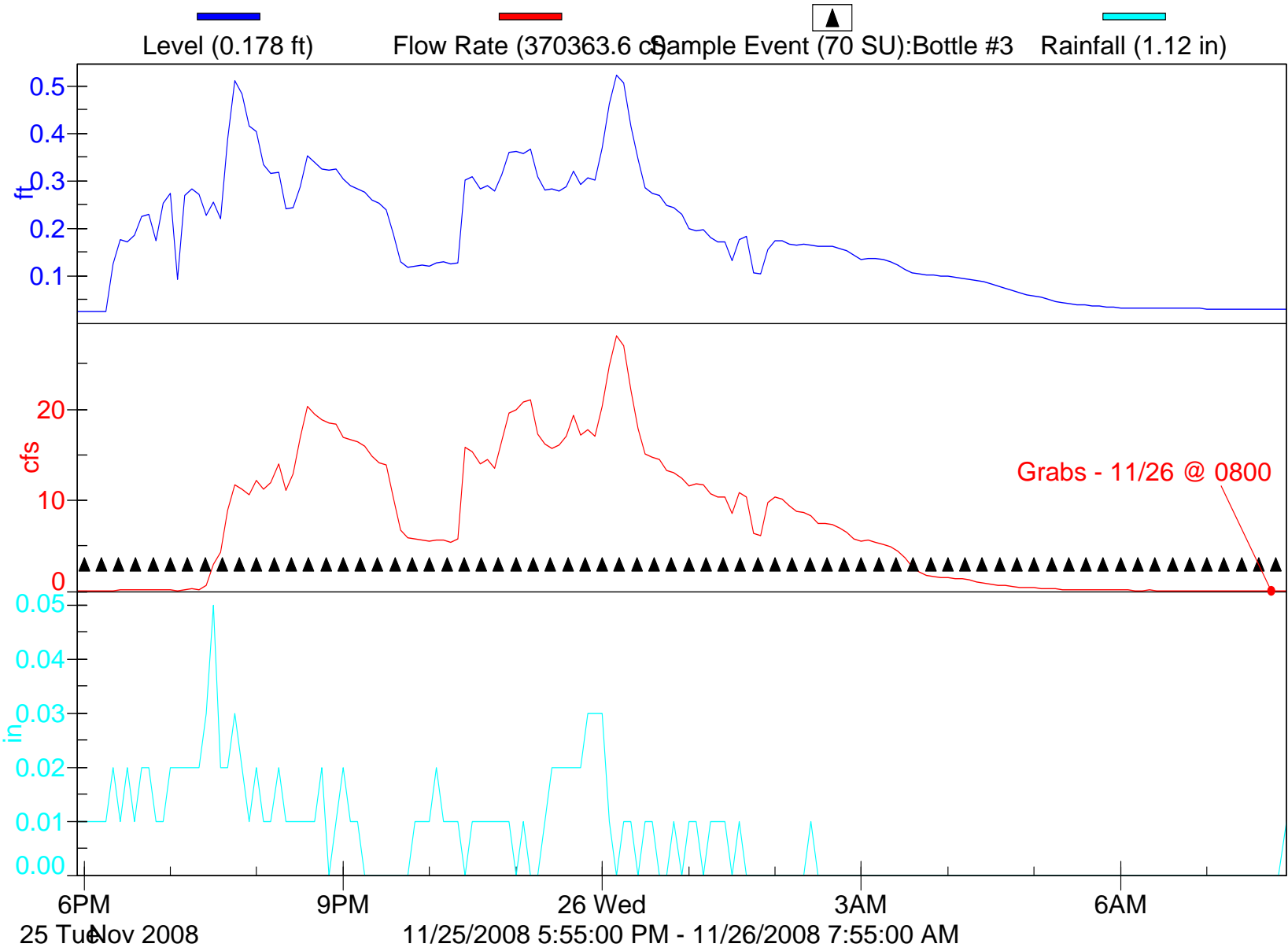
ME-VR2 4230

2008/09 NPDES Event #1 (Wet)



W-3 4250

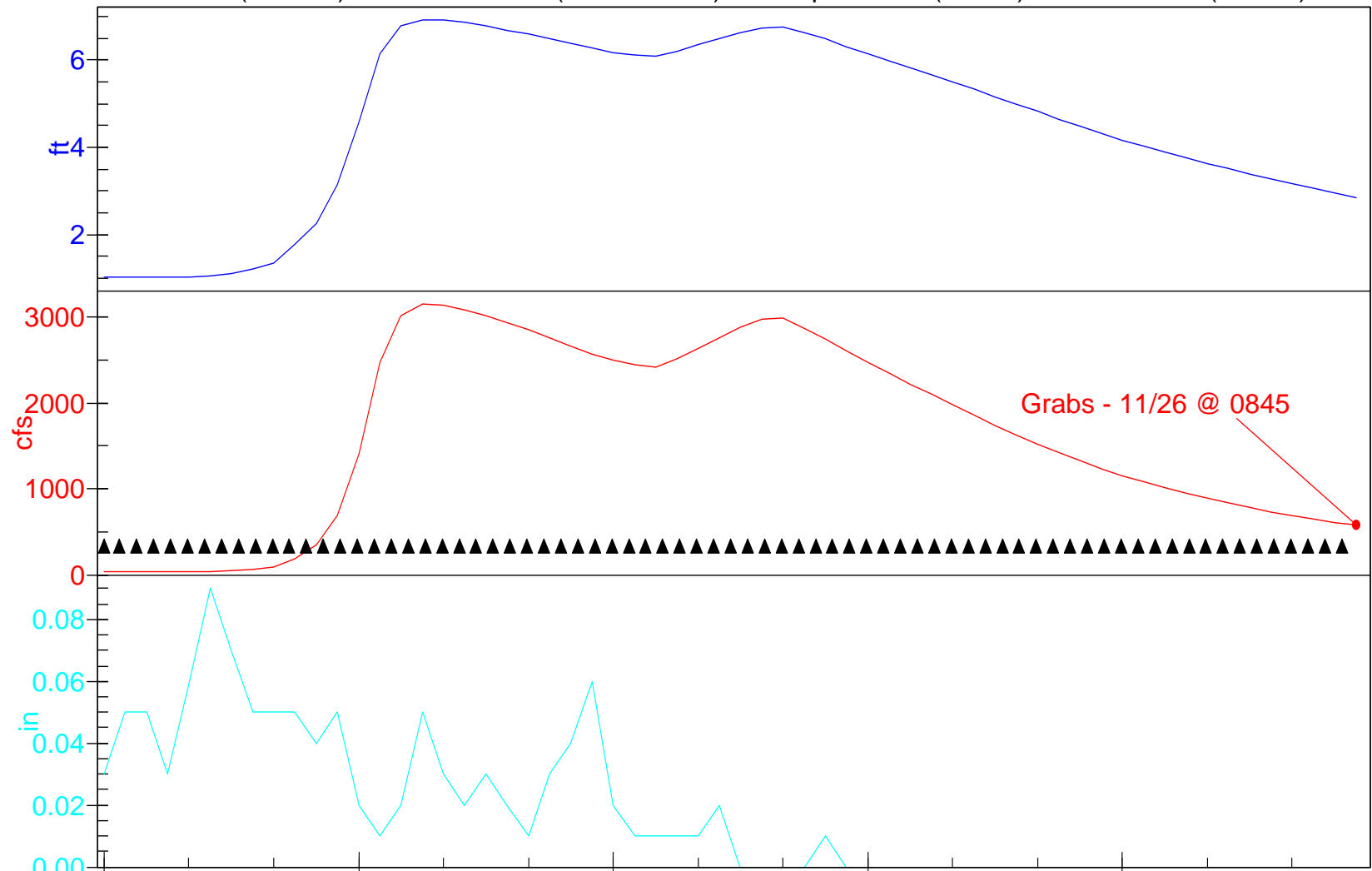
2008/09 NPDES Event #1 (Wet)



W-4 4210

2008/09 NPDES Event #1 (Wet)

Level (4.599 ft) Flow Rate (88841210 cf) Sample Event (74 SU) Rainfall (1.05 in)

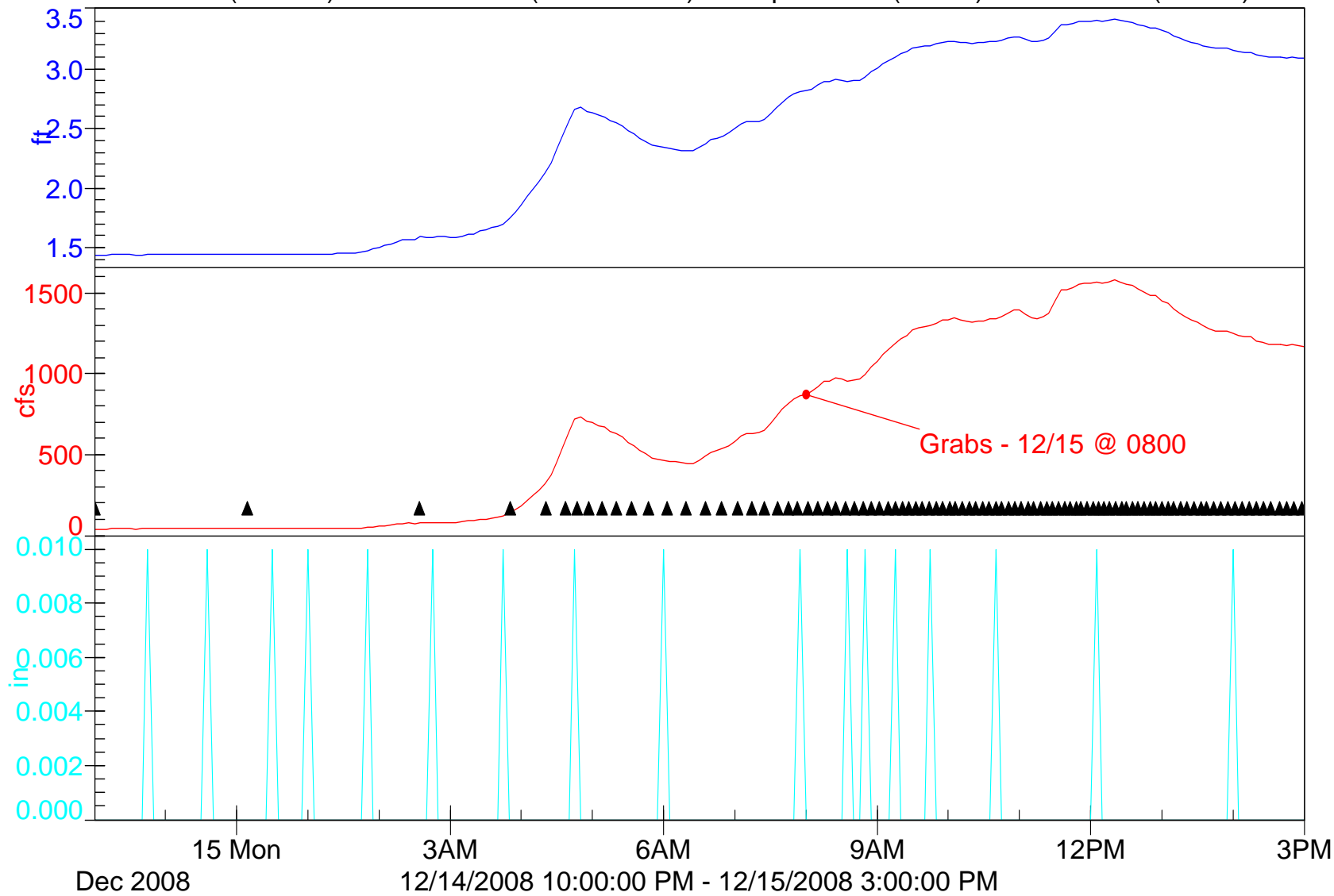


6PM 25 Nov 2008 9PM 26 Wed 3AM 6AM
11/25/2008 5:55:00 PM - 11/26/2008 8:55:00 AM

ME-CC 4230

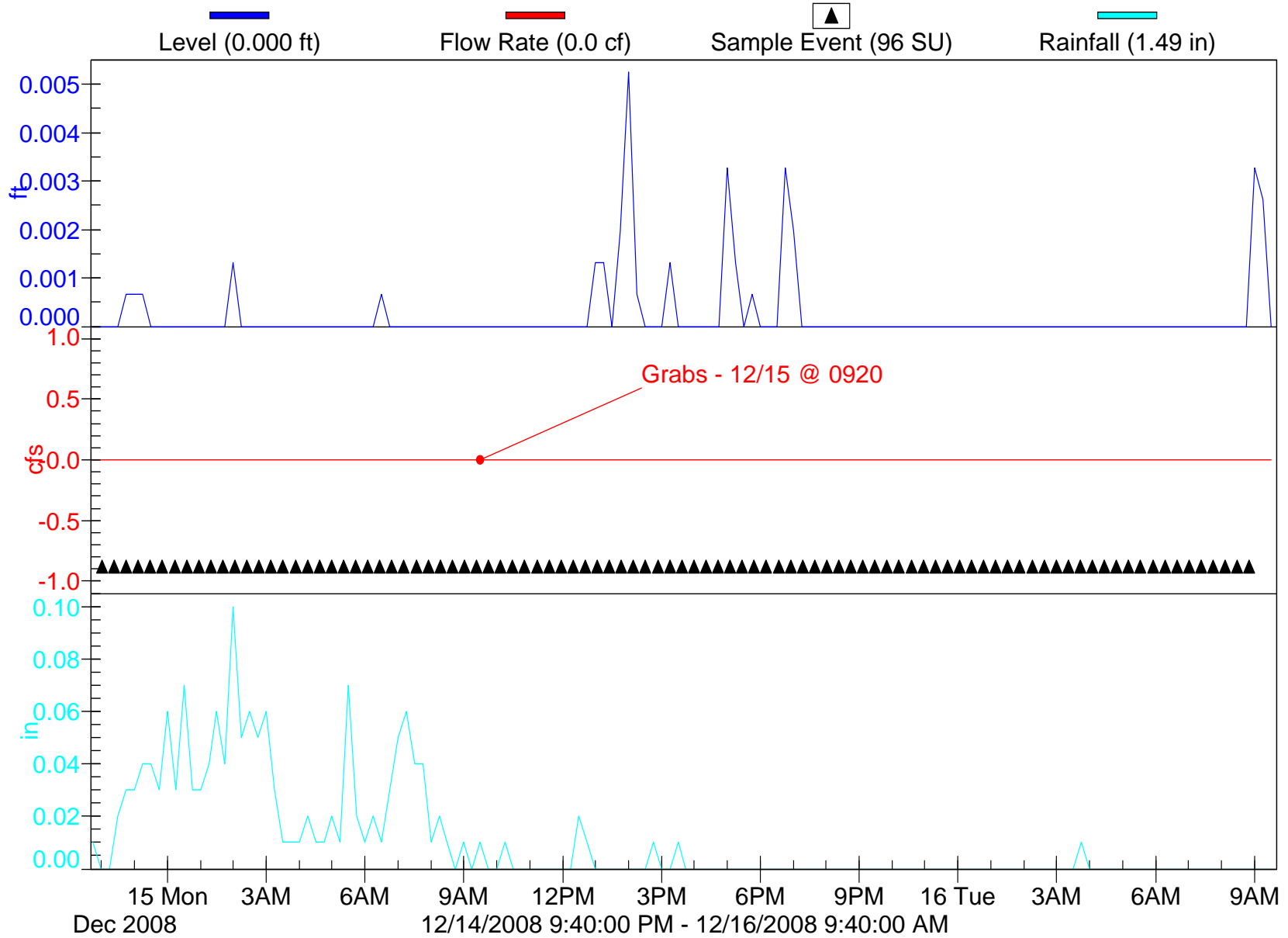
2008/09 NPDES Event #2 (Wet)

Level (2.421 ft) Flow Rate (42260530 cf) Sample Event (96 SU) Rainfall (0.17 in)



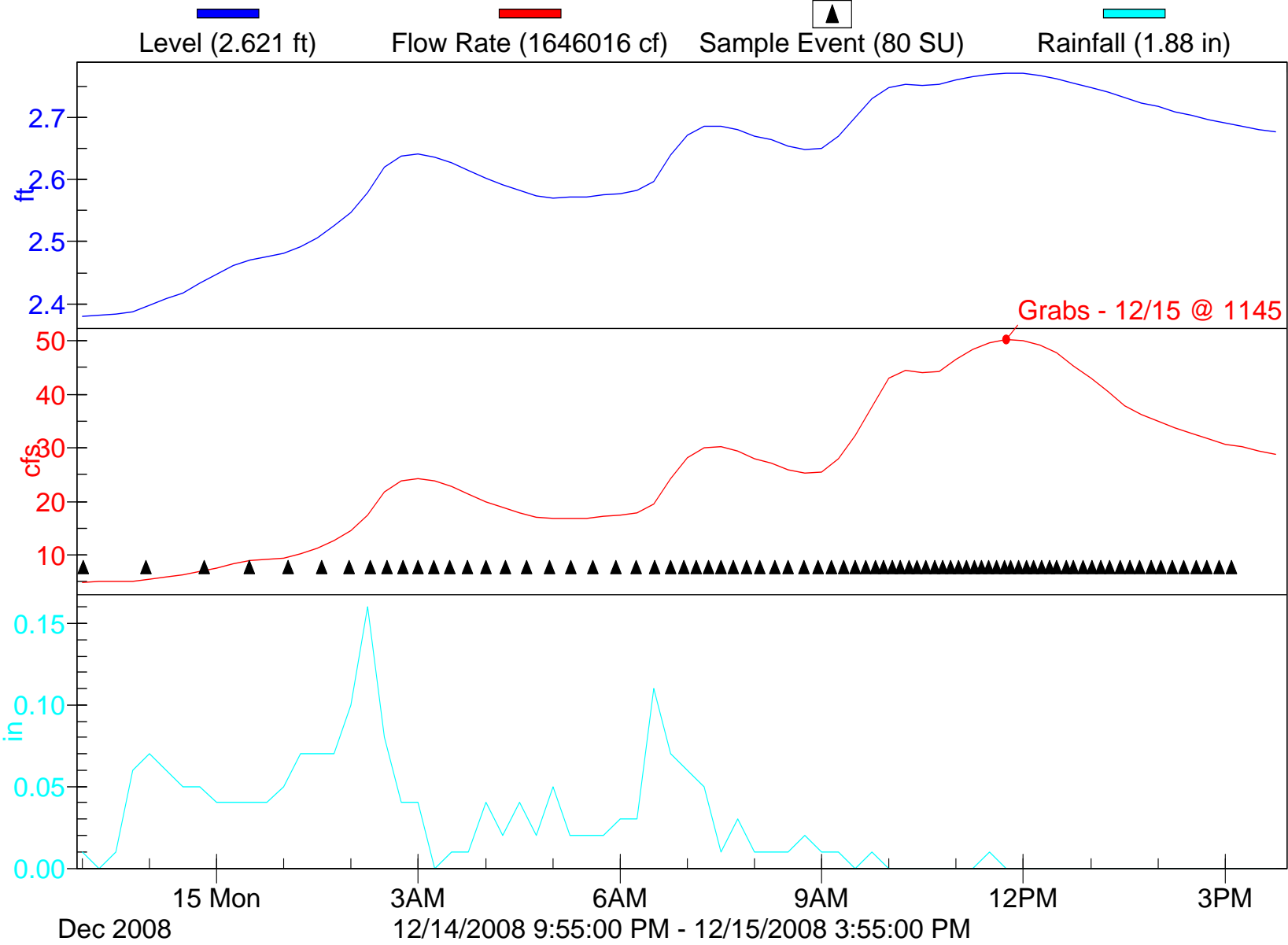
ME-SCR 4210

2008/09 NPDES Event #2 (Wet)



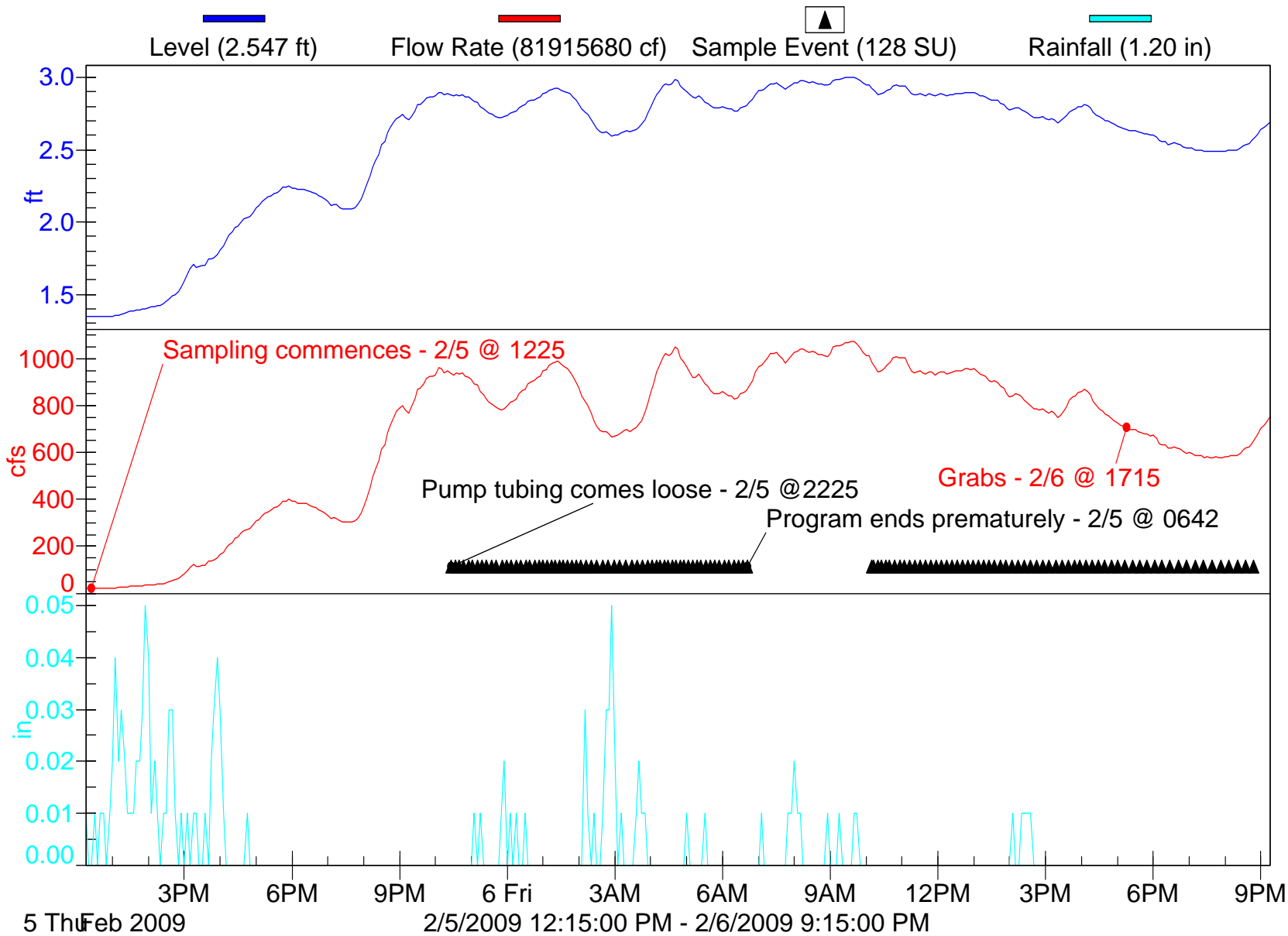
ME-VR2 4230

2008/09 NPDES Event #2 (Wet)



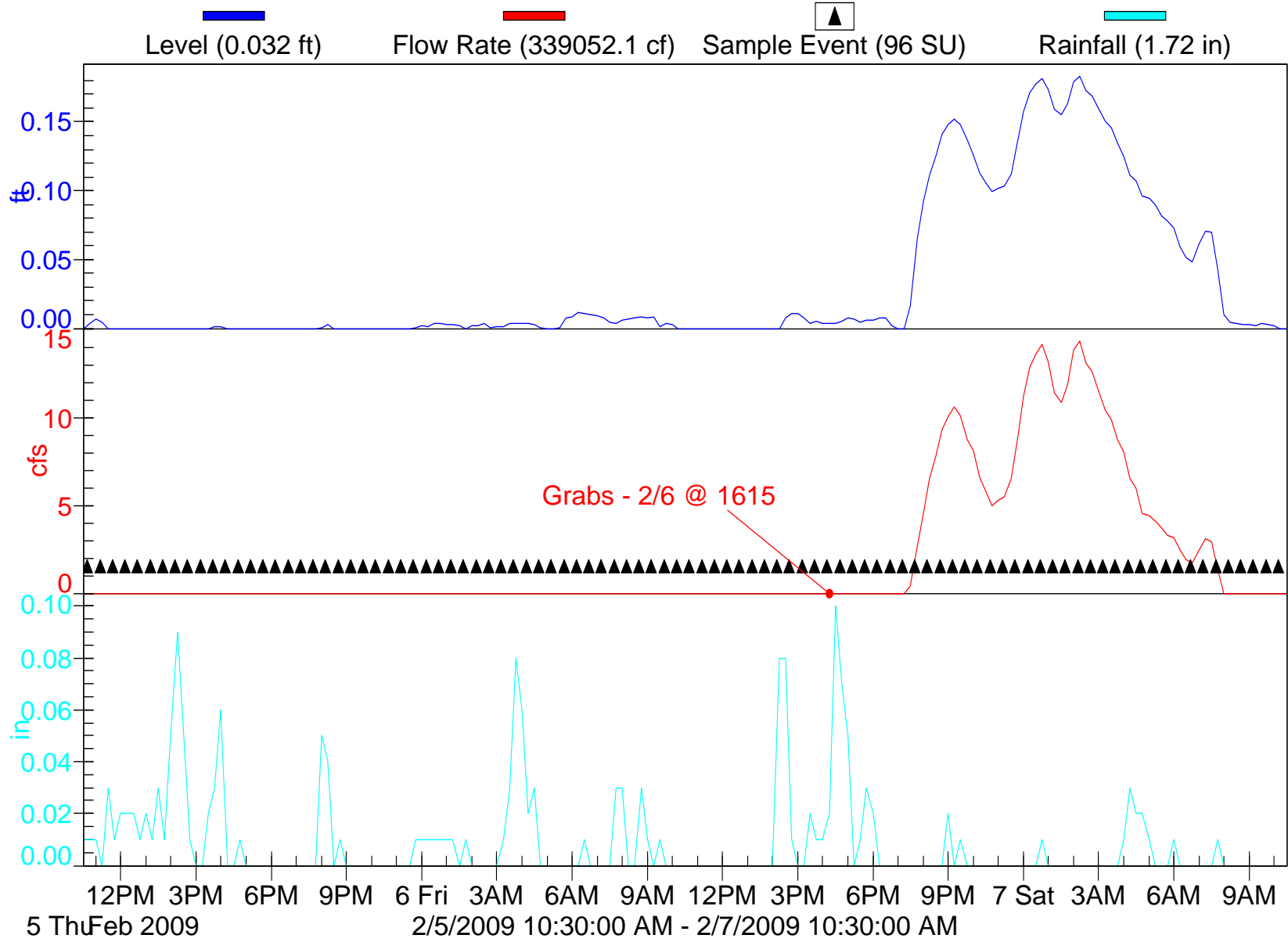
ME-CC 4230

2008/09 NPDES Event #3 (Wet)



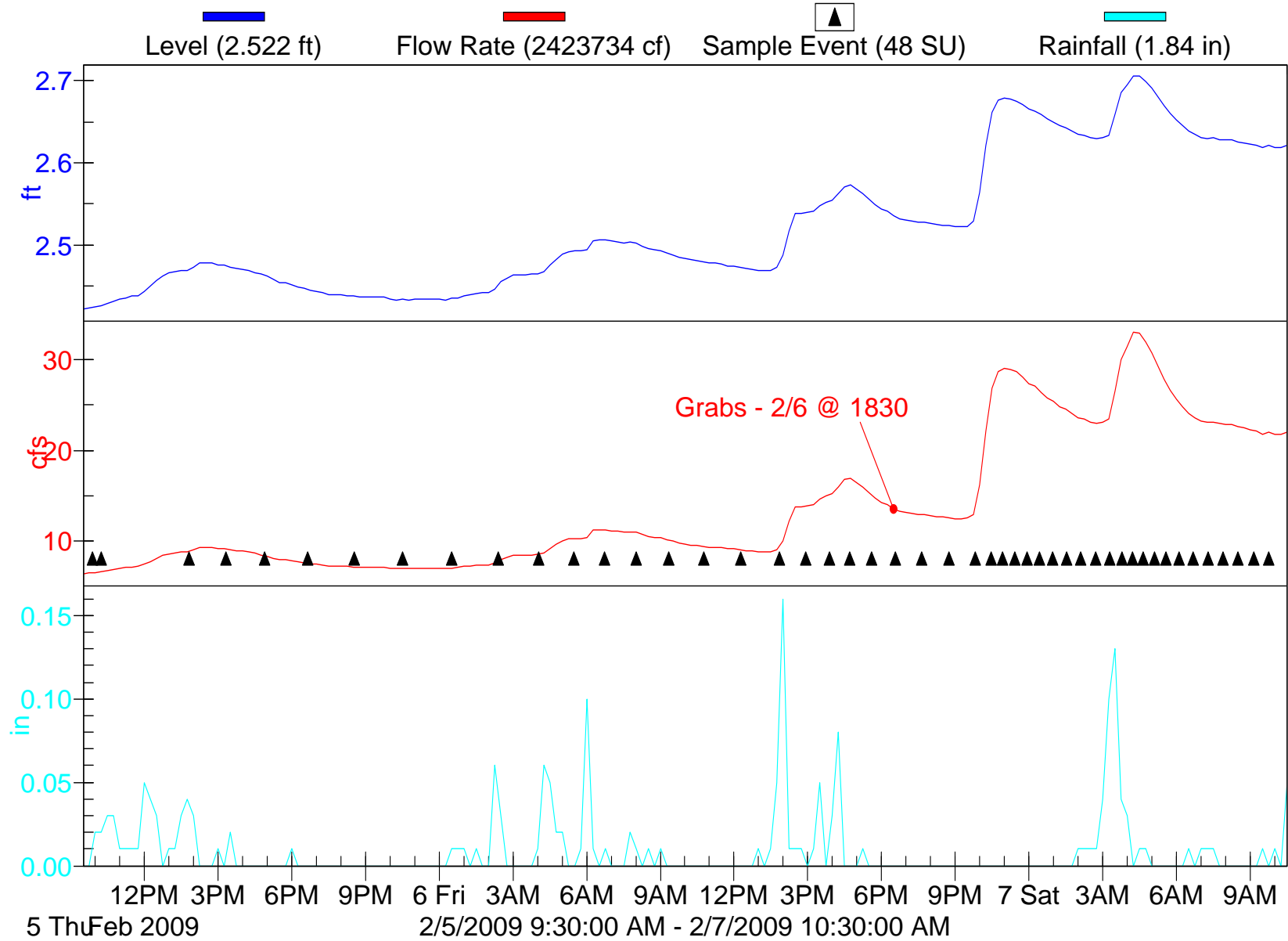
ME-SCR 4210

2008/09 NPDES Event #3 (Wet)



ME-VR2 4230

2008/09 NPDES Event #3 (Wet)



APPENDIX C

2008/09 Event Sample Matrices

08-09 Sample Matrix - By Site

Site	Type	Event #0	Event #1	Event #2	Event #3	Event #4	Event #5	Event #6
ME-CC (Calleguas Creek)	Mass Emission		CGT MS-MSD	CGT MB-1	CG MS-MSD	CG	CGT MB-1	CG
ME-SCR (Santa Clara River)	Mass Emission		CGT	CGT MS-MSD	CG MB-1	CG MD-1	CGT MS-MSD	CG MD-1
ME-VR2 (Ventura River)	Mass Emission		CGT MB-1	CGT MD-1	CG	CG MS-MSD	CGT	CG MS-MSD
A-1 (Wood Road)	Land Use		CGT D-1					
W-3 (La Vista Road)	Receiving Water	EB-1	CGT					
W-4 (Revolon Slough)	Receiving Water		CGT					
C = Composite G = Grab T = Toxicity MS-MSD = Matrix Spike/Matrix Spike Duplicate MB-1 = Field Blank D-1 = Lab Duplicate MD-1 = Field Duplicate EB-1 = Equipment Blank								

APPENDIX D

2008/09 Event Summaries

NPDES 2008/2009 Water Quality Monitoring Event #1 (Wet), November 25-26, 2008 Summary

Forecasted Rainfall Amounts: 0.5" (coast) to 3.0" (mountains)

Actual Rainfall Amounts: 0.5" (coast) - 2.0" (mountains)

Sampling Durations:

ME-CC = 16.0 hrs.

ME-SCR = 17.0 hrs.

ME-VR2 = 18.0 hrs.

A-1 = 15.0 hrs.

W-3 = 14.0 hrs.

W-4 = 14.0 hrs.

Sampling Crew: Tommy Liddell, Arne Anselm

NPDES ~ MASS EMISSION

ME-CC Calleguas Creek (CSUCI Bridge)

MS/MSD

- 11/25/08 @ 11:41
4230: 1.327', 20 cfs. Programmed for flow-paced sampling, trigger = 333,000 cf, calculated for .75 inch dry antecedent conditions. Batteries at 13.60V. Changed clock 10:43 to PST.
6712: Program flow paced, 1 pulse, sample at start. 96 samples, 200 mL/sample. Start date/time 11/25/08 @ 18:00 Tuesday. Installed one 20L bottle. Run pump reverse causes bubbles. Sampling program will be truncated due to Thanksgiving.
- 11/25/08 @ 19:46
4230: 1.349', 23 cfs.
6712: Sample 2 after one pulse.
- 11/26/08 @ 10:02
4230: 2.529', 613 cfs.
6712: Sample 39 after one pulse. Program stopped @ 10:03.
Grab samples: Taken at check structure @ 10:00, temperature = 16.0° C, field pH 7.80. Nutrient grab and field blank taken @ 10:05 for Bight '08.
Composite samples: Pull composite @ 10:00. Bottle ~ 8 L full.
Follow-up: None

ME-SCR Santa Clara River (Freeman Diversion)

- 11/25/08 @ 10:07
4210: 0.009', 0 cfs. Set clock 09:07 to PST.
6712: Set clock 09:10 to PST. Pump tube = 7,515. Pump reverse causes bubbles. Programmed for 16 hour time-paced sampling, 12 min pacing per sample, 96 samples, 4 x 9.4L bottles, 24 samples per bottle, 200 mL per sample, start date/time 11/25/08 @ 18:00 Tuesday. Move dist arm to #1. Bottles in, lids off. Intake line @ trash rack.
- 11/25/08 @ 20:34
4210: -0.004', 0 cfs.
6712: "14, 24 bottle 1 in 01:27", watched sample, volume good.
- 11/26/08 @ 11:02
4210: -0.009', 0 cfs @ 11:02.
6712: "15, 24 bottle 4 in 9:56", "Errors have occurred..." UW staff reports being turned out 02:30-08:00. Program stopped at 11:03. Bottle #1 ~ 4 L, #2 ~ 3 L, #3 ~ 2.5 L, #4 ~ 1L.
Grab samples: Taken in canal @ 11:00, temperature = 15.5° C, field pH = 8.04. Nutrient samples also taken for Bight '08.
Composite samples: Pulled 10.5 L @ 11:00
Follow-up: None

NPDES 2008/2009 Event #1 (Wet)

ME-VR2 Ventura River (Ojai Valley Sanitation District)

MB-1 Field Blanks

- 11/25/08 @ 13:18
4230: 2.390', 0 cfs. Set clock 12:19 to PST. ~1" storm starting ~6pm. Triggers low in past, VTS calls for 46,667 so use ~0.5" trigger = 20,000cf. programmed for flow-paced sampling, trigger = 20,000 cf., Connected to batteries at 12.33V.
NOTE: 2006/07 Event 1 trigger was 5,000 cf
6712: Program flow paced, 1 pulse, 4 x 9.4L bottles, 24 samples per bottle, 200 mL/sample, start 11/25/08 @ 18:00 Tuesday, max. run time 24 hrs. Change clock 12:33 to PST. Connected to 110V.
(NOTE: 200 mL is delivering approx. 500 mL).
- 11/25/08 @ 18:31
4230: 2.423', 1 cfs.
6712: "1, 24 bottle 1 after 1 pulse" manual grab = 200mL. Dist arm pos #2.5= sample spill. Move dist arm to pos #1. Manual grab = 200mL, volume good. Restart program, no delay.
- 11/26/08 @ 05:16
4230: 2.450', 4 cfs.
6712: "13, 24 bottle 1 after 1 pulse". Trigger original forecast 1" plain, 3-4" mountains; so far only a little over 1" for both. 4230 reads 4 cfs, USGS has 14 cfs. Cut trigger in half to increase volume=10,000 cf.
Bottle #1 ~ 5L
- 11/26/08 @ 12:03
4230: 2.527', 11 cfs.
6712: "24, 24 bottle 1 after 1 pulse", stop program @ 12:00.
Grab samples: Taken at bubbler, mid stream @ intake line @ 12:00, temperature = 13.9° C, field pH = 7.83. Nutrient samples taken for Bight '08.
Composite samples: Pulled @ 12:00, bottle #1 = 9.4L. Composite Field Blanks collected @ 12:00.
Follow-up: None.

NPDES ~ RECEIVING WATERS & LAND USE

A-1 Wood Road

MD-1 Field Duplicates

- 11/25/08 @ 12:21
4250: 1.417', 8.72 f/s, 28.81 cfs. Changed clock 11:22 to PST.
6712: Program 4 x 9.4 L bottles, time-paced sampling, 12 min pacing per sample, 24 samples per bottle, 300 mL sample, start time 11/25/08 @ 18:00 Tuesday. Start bottle 1.
- 11/25/08 @ 19:24
4250: 1.870', 8.72 f/s, 40.40 cfs.
6712: "9, 24 bottle 1 in 09:47".
- 11/26/08 @ 08:46
4250: 0.167', 6.17 f/s, 0.87 cfs.
6712: "3, 24 bottle 1 in 01:36". Stopped program.
Grab samples: Taken from ditch upstream of manhole @ 09:00, temperature = 16.1° C, field pH = 7.81.
Composite samples: Pulled @ 09:00. Bottle #1 ~ 7L, bottle #2 ~ 7L, bottle #3 ~ 8L, bottle #4 ~ 1 L.
Follow-up: None.

NPDES 2008/2009 Event #1 (Wet)

W-3 La Vista Drain

- 11/25/08 @ 10:43
4250: 0.20', 0.08 f/s, 0 cfs. Change clock to 09:46 PST.
6712: Program 4 x 9.4L bottles, 18 hours sample, 96 samples, 12 min/sample, 24 samples/bottle, 200ml/sample. Start 11/25/08 @ 18:00 Tuesday. Move dist arm to #1. Bottles in, lids off. Refer cooling Adjust clock 09:52 to PST.
- 11/25/08 @ 20:12
4250: 0.308', 5.46 f/s, 13.8 cfs.
6712: "12, 24 in bottle 1 in 00:10" "Errors have occurred during program", no flow during first several samples.
- 11/26/08 @ 07:49
4250: 0.30', 0.42 f/s, 0.1 cfs.
6712: "23, 24 bottle 3 in 10:41" "Errors have occurred". Stop program @ 07:50.
Grab samples: Taken @ 08:00., temperature = 13.8° C, field pH = 7.87.
Composite samples: Pulled @ 08:00. Bottle #1~5L, bottle #2~5L, bottle #3~1L.
Follow-up: None.

W-4 Revolon Slough

- 11/25/08 @ 12:32
4210: 0.980', 26 cfs . Change clock to 11:24 PST
6712: Pump reverse causes bubbles. Program 4 x 9.4 L bottles, 12 min pacing per sample, 24 samples/bottle, 200ml/sample. Time paced sampling. Start 11/25/08 @ 18:00 Tuesday.
- 11/25/08 @ 19:23
4210: 1.117', 43 cfs.
6712: "9, 24 bottle 1 in 11:55"
- 11/26/08 @ 08:43
4210: 2.816', 561 cfs.
6712: "3, 24 bottle 4 in 03:48". Program stopped @ 08:44.
Grab samples: On bridge, mid stream @ 08:45, temperature = 15.2° C, field pH = 7.11.
Composite samples: Pulled @ 08:45. Bottle #1 ~ 6L, bottle #2 ~ 4L, bottle #3 ~ 4L, bottle #4 ~ 0.5 L.
Follow-up: None

R-1 Swan and I-2 Ortega

- Both sites have met current Permit requirements.

Sample Tracking

- Bacteria samples to VCHCA on 11/26/08 @ 12:45 (ME-CC, ME-SCR, ME-VR2, A-1, W-3, W-4 and D-1).
- Toxicity samples to ABC on 11/26/08 @ 13:50 (ME-CC, ME-SCR, & ME-VR2, A-1, W-3 and W-4).
- Grab and composite samples to CRG on 11/26/08 @ 13:00, picked up by CRG staff (Kevin Dilaura) at Saticoy Operations Yard.
also...
CRG picked up additional dirty sample containers: 23 - 9.4 L glass pickle jars, and 2 - 18L wide mouth glass composite bottles.

NPDES 2008/2009 Water Quality Monitoring Event #2 (Wet), December 14-16, 2008 Summary

Forecasted Rainfall Amounts: 0.5" (coast) to 3.0" (mountains)

Actual Rainfall Amounts: 1.0" (coast) - 2.0" (mountains)

Sampling Durations:

ME-CC = 17.0 Hrs.

ME-SCR = 35.0 Hrs.

ME-VR2 = 17.0 Hrs.

Sampling Crew: Tommy Liddell, Bill Carey, Kelly Hahs.

NPDES ~ MASS EMISSION

ME-CC Calleguas Creek (CSUCI Bridge)

MB-1 (field blank)

- 12/14/08 @ 09:55
4230: 1.426', 38 cfs. Outside staff 1.41'. Trigger = 444,000 cf, calculated for 1 inch dry antecedent conditions.
6712: Program flow paced, 1 pulse, sample at start. 96 samples, 200 mL/sample. Start date/time 12/14/08 @ 20:00 Sunday. One 20L bottle. Run pump reverse causes bubbles. Installed bottle and ice and removed lid for sampling.
- 12/14/08 @ 21:05
4230: 1.441', 43 cfs.
6712: Sample 2 after 1 pulse. Program stopped @ 21:06. Bottle 1 ~ 200ml. Sample dumped and reprogrammed to start @ 22:00 12/14/08.
- 12/15/08 @ 07:45
4230: 2.762', 832 cfs. Outside staff 2.78'.
6712: Sample 22 after one pulse. Composite at ~5L. Re-iced composite bottle. Sample 22 not taken due to kink in the line. Corrected for sample 23.
Grab samples: Taken at check structure @ 08:00, temperature = 10.7° C, field pH = 7.84. Nutrient grab and field blank taken @ 10:05 for Bight '08 (SCCWRP).
- 12/16/08 @ 12:16
4230: 1.366', 118cfs. Interrogated.
6712: "Program: ME-CC is done".
Grab and Composite samples: Collected @ 12:30 including grabs for nutrients for SCCWRP. Composite bottle ~ 18 L.
Follow-up: Tipping rain bucket malfunctioned; only 0.17" recorded when almost 1" actually fell. Clean rain bucket.

ME-SCR Santa Clara River (Freeman Diversion)

MS/MSD-Grabs for metals and organics.

- 12/14/08 @ 08:55
4210: 0.002', 0 cfs.
6712: Pump reverse causes bubbles. Programmed for 36 hour time-paced sampling, 22 min pacing per sample, 4 x 9.4L bottles, 24 samples per bottle, 200 mL per sample, start date/time 12/14/08 @ 20:00 Sunday.. Tuesday. Intake line @ wing wall. Move dist arm to #1. Bottles in, lids off. Fridge temp set to 4 ° C
- 12/14/08 @ 21:45
6712: "6, 24 bottle 1 in 05:40", program stopped @21:45. Bottle 1 ~1L, sample dumped and program re-started @22:00

NPDES 2008/2009 Event #2 (Wet)

- 12/15/08 09:47
6712: "10, 24 bottle 2 in 19:15", "Errors have occurred..." UW staff reports being turned out 04:00. Bottle 1 ~ 4.5L, bottle 2 empty. Program stopped at 11:03. Bottle #1 = 4 L, #2 = 3 L, #3= 2.5 L, #4 = 1L.
Grab samples: Taken from rip rap downstream of dam @ 09:20, temperature = 11.8° C, field pH = 7.78. Nutrient samples also taken for Bight '08 (SCCWRP).
- 12/16/08 @ 11:30
4210: 0 cfs. Interrogated.
6712: "Program ME-SCR is done", "Errors have occurred", 05:42 sample 22, bottle 1 no liquid detected, program ended 08:51.
Grab samples: Taken @ 11:30 for nutrients for SCCWRP.
Composite samples: Taken @ 11:30. Bottle #1 ~5L, # 2-4 empty, no liquid detected.
Follow-up: None
Notes: Sample volume was low so analytical priority list from SOP was activated. MS/MSD for composite samples was switched to ME-VR2 site due to lack of sample from operation of diversion. MS/MSD grab samples for metals and organics were collected and analyzed.

ME-VR2 Ventura River (Ojai Valley Sanitation District)

MS/MSD-Composite, Field duplicates.

- 12/14/08 @ 11:00
4230: 2.373', 5 cfs. ~1" storm starting ~8 pm. Delivered and connected 2 charged batteries to site. Predicted 1' rainfall sets trigger @ 66,666 but based on known errors in VTS table will cut to ~1/3 of trigger = 20,000.
6712: Programmed for flow-paced sampling, sample every 1 pulse, sample at start, 20 samples/bottle, 200ml/sample. Start 20:00 on 12/14/08, Sunday. Max run time is 36 hours. Installed 4 x 9.4L sample jars, removed lids and moved distributor arm to position 1.
- 12/14/08 @ 20:21
4230: 2.375', 5 cfs.
6712: "2, 20 bottle 1 after 1 pulse", "Errors have occurred". Bottle 1 ~ 200ml. Dumped sample. Stopped program @ 20:25, reset program to start @ 22:00. Manual grab = 200mL.
- 12/15/08 @ 06:25
4230: 2.601', 20 cfs.
6712: "3, 20 bottle 2 after 1 pulse". Bottle #1 ~ 7L, #2 ~ 1L.
- 12/15/08 @ 11:17
4230: 2.768', 49 cfs.
6712: Watched sample 12,20 bottle 3 being taken, volume ok.
Grab samples: Taken upstream of intake @ 11:45. Also collected field duplicates, temperature = 13.7° C, field pH = 7.76. Nutrient samples taken for Bight '08.
- 12/16/08 @ 10:13
4230: 2.469', 9 cfs. Interrogated. Plugged back into 110V.
6712: Program ME-VR2 is done.
Grab samples: Taken @ 10:20. Collected nutrient sample for SCCWRP Bight '08 project.
Composite samples: Collected @ 10:20, bottle #1 ~7L, #2 ~ 6L, #3 ~ 6L, #4 ~ 6L.
Follow-up: None.

NPDES 2008/2009 Event #2 (Wet)

Notes: ME-SCR had insufficient volume to analyze for MS/MSD composite analytes so CRG labs was requested to use the sample from ME-VR2 for these analyses instead.

Sample Tracking

- Bacteria samples to VCHCA on 12/15/08 @ 12:25 (ME-CC, ME-SCR, ME-VR2, MB-1 (ME-CC), MD-1 (ME-VR2)).
- Toxicity samples to ABC on 12/15/08 @ 13:45 (ME-CC, ME-SCR, & ME-VR2).
- Grab and composite samples to CRG on 12/16/08 @ 14:10, picked up by CRG staff (Geoff Gossett) at Saticoy Operations Yard.
also...
CRG picked up additional dirty sample containers: 8 - 9.4 L glass pickle jars, and 1 - 20L wide mouth glass composite bottles and 1 -20L narrow mouth glass composite bottles for cleaning.

NPDES 2008/2009 Water Quality Monitoring Event #3 (Wet), February 5-7, 2009 Summary

Forecasted Rainfall Amounts: 1.25" (coast) to 3.0" (mountains)

Actual Rainfall Amounts: 1.5" (coast) - 3.0" (mountains)

Sampling Durations:

ME-CC = 32.5 Hrs. ME-SCR = 47.5 Hrs. ME-VR2 = 48.0 Hrs.

Sampling Crew: Tommy Liddell, Arne Anselm, Bill Carey, Kelly Hahs.

NPDES ~ MASS EMISSION

ME-CC Calleguas Creek (CSUCI Bridge)

MS/MSD

- 02/04/09 @ 13:55
4230: 1.358', 25 cfs. Outside staff 1.36'. VTS from table for dry antecedent 1.25"=555,555 trigger, RFC model=536,438 trigger. Set Trigger = 700,000 cf based on prior knowledge of site (VTS and RFC both known to underestimate flow in Calleguas).
6712: Calibrated 200ml=540ml, 200ml=270ml, 200ml=200ml. Cleaned with HNO₃. Installed wide mouth jar, iced, lid off. Programmed 1,20L bottle, flow paced, 1 pulse, sample at start. 96 samples, 200 mL/sample. Start date/time Thursday 02/05/09 @ 12:00pm. Max run time 48 hours.
- 02/05/09 @ 12:25
4230: 1.337', 21 cfs.
6712: Scale back VTS to 1", trigger=444,444. RFC model trigger=329,437. Set trigger @ 400,000. Stopped program (no samples taken). Reprogrammed to "no delay to start". Watched Sample 1, good delivery. Added ice to sampler.
- 02/06/09 @ 10:01
4230: 2.951', 1018 cfs.
6712: "Program: Extended 1 is done" "Errors have occurred during program". Teflon line separated from pump tubing, approx 3L of sample in bottle. Error occurred @ 22:25 when "no liquid detected" first reported. Reattached intake line, dumped melted ice, re-iced bottle. Re-started program: no delay to start, 60 samples, max run time 24 hours. Took first sample, trigger received immediately from 4230 and second sample taken right away. Pump tube count 977,990. Stopped program, changed pump tube, reset counter to zero, calibrated 200ml=200ml, cleaned with HNO₃ and DI. Watched 3 samples taken within 15 minutes and knowing larger peak forecasted, changed trigger to 500,000 cf.
- 02/06/09 @ 17:02
4230: 2.658", 721cfs.
6712: "Sample 44 after 1 pulse"
Grab samples: Taken at check structure @ 17:15, water temperature = 15.2° C, field pH = 7.79. SCCWRP nutrient grab samples taken @ 17:15 for Bight '08.
- 02/07/09 @ 11:50
4230: 2.158", 340 cfs.
6712: "Program: Extended 1 is done".
Grab and Composite samples: Collected @ 12:00 including grabs for nutrients for SCCWRP. Composite bottle approximately 12 L. Water temperature = 13.8 degrees C.
Notes: None

NPDES 2008/2009 Event #3 (Wet)

ME-SCR Santa Clara River (Freeman Diversion)

MB-1 (field blank)

- 02/04/09 @ 15:07
6712: Pump reverse causes bubbles. Programmed: time-paced sampling, 30 min pacing per sample, 4 x 9.4L bottles, 24 samples per bottle, 200 mL per sample, start date/time Thursday 02/05/09 @ 12:00. Intake line is stainless steel @ wing wall. Move dist arm to #1. Installed 4 pickle jars, lids off. Fridge temperature set to 4°C.
- 02/05/09 @ 10:38
6712: Stopped program (no samples taken). Reprogrammed "no delay to start", watched sample 1, good.
- 02/06/09 @ 11:18
6712: "3, 24 bottle 3 in 20:56", "Errors have occurred..." Pump count = 467,525. Bottle 1 ~4.5L, bottle 2 ~5L, bottle 3 ~0.5L.
- 02/06/09 @ 15:51
6712: "12, 24 bottle 3 in 17:56", "Errors have occurred". Bottle 1 ~4.5L, bottle 2 ~5L, bottle 3 ~4.5L (high sediment levels).
Grab samples: Taken from rip rap downstream of dam @ 16:15, water temperature = 14.2° C, field pH = 7.78. Nutrient grab samples also taken for Bight '08 (SCCWRP).
- 02/07/09 @ 10:44
6712: "Program: ME-SCR is done", "Errors have occurred".
Grab samples: Field Blanks (MB-1) taken @ 11:00. Pump failed to deliver liquid when attempting to take SCCWRP nutrient grab for Bight '08; therefore, nutrient grab samples taken from rip rap downstream of dam @ 11:00, water temperature = 13.9° C.
Composite samples: Taken @ 11:00. Bottle 1 ~4.5L, bottle 2 ~5L, bottle 3 ~6L, bottle 4 ~5L.
Notes: Need to purge sample line.

ME-VR2 Ventura River (Ojai Valley Sanitation District)

- 02/04/09 @ 12:06
4230: 2.427', 7 cfs. Outside staff=2.42'. Added third battery in parallel. Tested Voltage was 12.60V. Added battery charger and plugged it into AC. Batteries feeding 6712. 6712 communication cable feeding 4230. Forecast 0.75" to 2" coast and valleys, 2-4" mountains, averaged to 1.25". VTS=83,333 cf and RFC=21,348,000 cf total, which =266,850 trigger. Trigger set to 100,000 based on dryness of watershed.
6712: Programmed for flow-paced sampling, sample every 1 pulse, sample at start, 20 samples/bottle, 200ml/sample, maximum run time 48 hours. Start 12:00 on 02/05/09, Thursday. Installed 4 x 9.4L sample jars, removed lids and moved distributor arm to position 1. Fridge set to 4°C.
- 02/05/09 @ 09:51
4230: 2.425', 7 cfs.
6712: Stopped program (no samples taken). Reprogrammed to "no delay to start", still 48 hours maximum run time.
- 02/05/09 @ 12:33
4230: 2.463', 8 cfs. Reset trigger to 50,000.
- 02/06/09 @ 07:57
4230: 2.501', 11 cfs. Water in river slightly brown. Left trigger @ 50,000cf due to forecast for ~1-1.5" rain for the afternoon and evening, and sufficient sample has been collected to run analyses.

NPDES 2008/2009 Event #3 (Wet)

6712: "14,20 bottle 1 after 1 pulse". Bottle 1 ~7.5L. Sample 14 taken while onsite, volume good (~500ml). Auxiliary pump stronger (battery powered).

- 02/06/09 @ 18:13

4230: 2.541', 14 cfs.

6712: "3,20 bottle 2 after 1 pulse". Bottle 1 overfull (sample spilled), bottle 2 ~1L.

Grab samples: Taken @ 18:30 in center channel, including nutrient sample for SCCWRP Bight '08 project. Water temperature = 14.2° C, field pH = 7.75.

- 02/07/09 @ 09:47

4230: 2.620', 22 cfs.

6712: "9,20 bottle 3 after 1 pulse". Program stopped @ 09:49.

Grab samples: Collected nutrient sample for SCCWRP Bight '08 project @ 10:00. Water temperature = 12.7° C.

Composite samples: Collected @ 10:00. Bottle 1 overfull (sample spilled) bottle 2 overfull (sample spilled), bottle 3 ~4L.

Notes: Reduce the number of samples per bottle for future programs to avoid spillage caused by overfilling of bottles

Sample Tracking

- Bacteria samples to VCHCA on 02/06/08 @ 19:30 (ME-CC, ME-SCR, ME-VR2, MB-1 (ME-SCR).
- Grab and composite samples to CRG on 02/07/09 @ 14:30, picked up by CRG staff (M. Valenzuela) at Saticoy Operations Yard. CRG also picked up additional dirty sample containers: 8 - 9.4 L glass pickle jars, 1 - 20L wide mouth glass composite bottle, 2 -20L narrow mouth glass composite bottles, 4 storage boxes and 3 blue cube coolers for cleaning.
- SCCWRP nutrient samples picked up at Saticoy Operations Yard on 02/07/09 @ 13:10 by Greg Lyon (SCCWRP).

APPENDIX E

2008/09 Chain of Custody Forms



Ventura County Watershed Protection District
NPDES Stormwater Monitoring Program

Grab Samples - CRG

CHAIN-OF-CUSTODY RECORD

1 OF 1

CLIENT: Ventura County Watershed Protection District

SAMPLING DATE: 11/26/08 EVENT #1 (Wet)

SAMPLERS: T. LIDDELL, A. ANSELM

SAMPLE INFORMATION FOR GRAB SAMPLES

SAMPLE ID	DATE/TIME COLLECTED	Total Ammonia - N	Conductivity	pH	Perchlorate	Oil and Grease	TRPH	MTBE (3 Bottles)	Mercury, tr & diss.	Number of Bottles	NOTES	Field H ₂ O Temp
ME-CC	11/26/08 1000	X	X	X	X	X	X		X	6		16.1°C
ME-CC (MS/MSD)	11/26/08 1000					X	X			2		16.1°C
ME-SCR	11/26/08 1100	X	X	X	X	X	X		X	6		15.5°C
ME-VR2	11/26/08 1200	X	X	X	X	X	X		X	6		13.9°C
MB-1 (Field Blank)	11/26/08 1200								X	1	ME-VR2	13.9°C
A-1 Wood	11/26/08 0900	X	X	X	X	X	X	X	X	9		16.1°C
D-1 (Lab Dup)	11/26/08 0800	X	X	X	X	X	X	X	X	9	A-1 Wood	15.9°C 16.1°C
W-3 La Vista	11/26/08-0800	X	X	X	X	X	X	X	X	9		13.9°C
W-4 Revolon	11/26/08 0845	X	X	X	X	X	X	X	X	9		15.2°C

Signature	Relinquished By: <i>[Signature]</i>	Date/Time	11/26/08 13:00
Printed Name	ARNE ANSELM		
Affiliation	VCWPD		

	Received By:	Date/Time	
Printed Name	<i>[Signature]</i>	11/26/08	1300
Affiliation	CRL		

Miscellaneous Notes (Hazardous Materials, Quick turn-around time, etc.):



Ventura County Watershed Protection District
NPDES Stormwater Monitoring Program

Composite Samples - CRG

CHAIN-OF-CUSTODY RECORD

1 OF 1

CLIENT: Ventura County Watershed Protection District

SAMPLING DATE: 11/26/08 EVENT #1 (Wet)

SAMPLERS: T. LIDDELL, A. ANSELM

SAMPLE INFORMATION FOR COMPOSITE SAMPLES

SAMPLE ID	DATE/TIME COLLECTED	Dissolved Metals	Total Recoverable Metals *, Hardness	Semi-volatile Organics (EPA 8270)	OC-Pesticides (EPA 8081/8082)	OP-Pesticides (EPA 8141)	CI-Herbicides (EPA 8151)	EPA 547 (Glyphosate)	Conventionals **	TOC	No of bottles determined by Lab	NOTES
ME-CC	11/26/08 1000	X	X	X	X	X	X	X	X	X		16.1°C
ME-CC (MS/MSD)	11/26/08 1000		X	X	X	X	X					16.1°C
ME-SCR	11/26/08 1100	X	X	X	X	X	X	X	X	X		15.5°C
ME-VR2	11/26/08 1200	X	X	X	X	X	X	X	X	X		13.9°C
MB-1 (Field Blank)	11/26/08 1200		X	X	X	X					3	ME-VR2
A-1 Wood	11/26/08 0900	X	X	X	X	X	X	X	X	X		16.1°C
D-1 (Lab Dup)	11/26/08 0900	X	X	X	X	X	X	X	X	X		A-1 Wood
W-3 La Vista	11/26/08 0800	X	X	X	X	X	X	X	X	X		13.9°C
W-4 Revolon	11/26/08 0845	X	X	X	X	X	X	X	X	X		15.2°C

Signature	Relinquished By: <u>Arne Anselm</u>	Date/Time ^{AEA} <u>11/26/08 13:00</u>
Printed Name	<u>ARNE ANSELM</u>	
Affiliation	<u>VCWPD</u>	

Printed Name	Received By: <u>Kevin DiLaura</u>	Date/Time <u>11/26/08</u>
Affiliation	<u>CRG</u>	

Miscellaneous Notes (Hazardous Materials, Quick turn-around time, etc.): _____

* Metals: Al, As, Cd, Cr, Cu, Pb, Ni, Se, Ag, Ti, Zn

** Conventionals: Bromide, BOD, Chloride, Cr-VI, TKN, Nitrite as N, Nitrate as N, Nitrate-Nitrite as N, Orthophosphate, Tot and Dis Phosphorus, TDS, TSS, Turbidity



Ventura County Watershed Protection District
NPDES Stormwater Monitoring Program

Bacteriological - VCHCA Lab

CHAIN-OF-CUSTODY RECORD

1 OF 2

CLIENT: Ventura County Watershed Protection District

SAMPLING DATE: 11/26/08

EVENT #1 (Wet)

SAMPLERS: T. LIDDELL, A. ANSELM


SAMPLE INFORMATION FOR GRAB SAMPLES

LAB USE ONLY	LOCATION	DATE/TIME	Total Coliform (25 Tube Method - MPNX)	Fecal Coliform (25 Tube Method - MPNX)	Enterococcus (Tray Method - WQ IDEXX)	E-Coli (Tray Method - WQ IDEXX)	Total Coliform (Tray Method - WQ IDEXX)	Number of Bottles	NOTES
	ME-CC	11/26/08 1000	X	X	X	X	X	1	16.1°C
	ME-SCR	11/26/08 1100	X	X	X	X	X	1	15.5°C
	ME-VR2	11/26/08 1200	X	X	X	X	X	1	13.9°C
	MB-1	11/26/08 1200	X	X	X	X	X	1	Field Blank (ME-VR2)

Signature	Relinquished By: <i>T. Liddell</i>	Date/Time	11/26/08
Printed Name	T. LIDDELL		1245
Affiliation	VCWPD		

Signature	Received By: <i>A. Anselm</i>	Date/Time	11/26/08
Printed Name			1245
Affiliation			

Miscellaneous Notes (Hazardous Materials, Quick turn-around time, etc.):



Ventura County Watershed Protection District
NPDES Stormwater Monitoring Program

Bacteriological - VCHCA Lab

CHAIN-OF-CUSTODY RECORD

1 OF 2

CLIENT: Ventura County Watershed Protection District

SAMPLING DATE: 11/26/08

EVENT #1 (Wet)

SAMPLERS: T. LIDDELL, A. ANSELM

SAMPLE INFORMATION FOR GRAB SAMPLES

LAB USE ONLY	LOCATION	DATE/TIME	Total Coliform (25 Tube Method - MPNX)	Fecal Coliform (25 Tube Method - MPNX)	Enterococcus (Tray Method - WQ IDEXX)	E-Coli (Tray Method - WQ IDEXX)	Total Coliform (Tray Method - WQ IDEXX)	Number of Bottles	NOTES
	A-1	11/26/08 0900	X	X	X	X	X	1	TEMP. = 16.1°C
	D-1	11/26/08 0900	X	X	X	X	X	1	Lab Dup (A-1)
	W-3	11/26/08 0800	X	X	X	X	X	1	TEMP. = 13.9°C
	W-4	11/26/08 0845	X	X	X	X	X	1	TEMP. = 15.2°C

Signature	Relinquished By: <i>T. Liddell</i>	Date/Time	11/26/08
Printed Name	T. LIDDELL		1245
Affiliation	VCWPD		

Printed Name	Received By: <i>S. Benar</i>	Date/Time	11/26/08
Affiliation			1245

Miscellaneous Notes (Hazardous Materials, Quick turn-around time, etc.):



Ventura County Watershed Protection District
 NPDES Stormwater Monitoring Program

Grab Toxicity Samples - ABC

CHAIN-OF-CUSTODY RECORD

1 OF 1

CLIENT: Ventura County Watershed Protection District

SAMPLING DATE: 11/26/08 EVENT #1 (Wet)

SAMPLERS: T. LIDDELL, A. AUSELM

SAMPLE INFORMATION FOR GRAB SAMPLES

SAMPLE ID	DATE/TIME COLLECTED	Acute Ceriodaphnia - 6.25, 12.5, 25, 50, 100%	Chronic Echinoderm Fertilization - 6.25, 12.5, 25, 50							NOTES	Field H ₂ O Temp
ME-CC	11/26/08 1000	X								See Note 1	16.1°C
ME-SCR	11/26/08 1100	X								See Note 1	15.5°C
ME-VR2	11/26/08 1200	X								See Note 1	13.7°C
A-1 Wood	11/26/08 0900	X								See Note 2	16.1°C
W-3 La Vista	11/26/08 0800	X								See Note 2	13.7°C
W-4 Revolon	11/26/08 0845	X								See Note 2	15.2°C

Signature Printed Name Affiliation	Relinquished By: <i>[Signature]</i>	Date/Time
	T. LIDDELL	11/26/08
	VCWPD	1350

Printed Name Affiliation	Received By: <i>[Signature]</i>	Date/Time
	E. MATWLNQ	11/26/08
		1350

Miscellaneous Notes (Hazardous Materials, Quick turn-around time, etc.):

1. Mass Emmission: No TIE for Chronic Samples.
2. Land Use: Run TIE if Tua (Acute) is >1 for any wet or dry weather event.



Ventura County Watershed Protection District
NPDES Stormwater Monitoring Program

Grab Samples - CRG

CHAIN-OF-CUSTODY RECORD

1 OF 1

CLIENT: Ventura County Watershed Protection District

SAMPLING DATE: 12/15/08 EVENT #2 (Wet)

SAMPLERS: T. LIDDELL, W.B. CAREY, K. HAYS

SAMPLE INFORMATION FOR GRAB SAMPLES

SAMPLE ID	DATE/TIME COLLECTED	Total Ammonia - N	Conductivity	pH	Perchlorate	Oil and Grease	TRPH	MTBE (3 Bottles)	Mercury, Cr & diss.	Number of Bottles	NOTES	Field H ₂ O Temp
ME-CC	12/15/08 0800	X	X	X	X	X	X		X	6		10.7°C
MB-1 (Field Blank)	12/15/08 0800								X	1	ME-CC	10.7°C
ME-SCR	12/15/08 0920	X	X	X	X	X	X		X	6		11.8°C
ME-VR2	12/15/08 1135	X	X	X	X	X	X		X	6		13.7°C
MD-1 (Field Duplicate)	12/15/08 1135	X	X	X	X	X	X		X	6	ME-VR2	

Signature	Relinquished By: <i>T. Liddell</i>	Date/Time	12/16/08
Printed Name	T. LIDDELL		1410
Affiliation	VLWPD		

Received By:	<i>Geoff Gossett</i>	Date/Time	12-16-08 1410
Printed Name	Geoff Gossett		
Affiliation	CRS Marine		

Miscellaneous Notes (Hazardous Materials, Quick turn-around time, etc.):



Ventura County Watershed Protection District
NPDES Stormwater Monitoring Program

Composite Samples - CRG

CHAIN-OF-CUSTODY RECORD

1 OF 1

CLIENT: Ventura County Watershed Protection District

SAMPLING DATE: 12/16/08 EVENT #2 (Wet)

SAMPLERS: T. LIDDELL, W.B. CAREY, K. HATHIS

SAMPLE INFORMATION FOR COMPOSITE SAMPLES

SAMPLE ID	DATE/TIME COLLECTED	Dissolved Metals	Total Recoverable Metals *, Hardness	Semi-volatile Organics (EPA 8270)	OC-Pesticides (EPA 8081/8082)	OP-Pesticides (EPA 8141)	CI-Herbicides (EPA 8151)	EPA 547 (Glyphosate)	Conventionals **	TOC	No of bottles determined by Lab	NOTES
ME-CC	12/16/08 1230	X	X	X	X	X	X	X	X	X		10.7 °C
MB-1 (Field Blank)	12/16/08 1230		X	X	X	X					3	ME-CC
ME-SCR	12/16/08 1130	X	X	X	X	X	X	X	X	X		
ME-CC (MS/MSD)			X	X	X	X	X					SEE NOTE 1
ME-VR2	12/16/08 1020	X	X	X	X	X	X	X	X	X		
MD-1 (Field Duplicate)	12/16/08 1020	X	X	X	X	X	X		X	X		ME-VR2

Signature	Relinquished By: <i>T. Liddell</i>	Date/Time: 12/16/08
	Printed Name: T. LIDDELL	1412
	Affiliation: VCWPD	

Signature	Received By: <i>Geoff Gossett</i>	Date/Time: 12-16-08
	Printed Name: Geoff Gossett	1410
	Affiliation: CRG Marine	

Miscellaneous Notes (Hazardous Materials, Quick turn-around time, etc.):

* Metals: Al, As, Cd, Cr, Cu, Pb, Ni, Se, Ag, Tl, Zn

** Conventionals: Bromide, BOD, Chloride, Cr-VI, TKN, Nitrite as N, Nitrate as N, Nitrate-Nitrite as N, Orthophosphate, Tot and Dis Phosphorus, TDS, TSS, Turbidity

NOTE 1: INSUFFICIENT SAMPLE VOL. 1 of 1
@ ME-SCR. PLEASE RUN MS/MSD
ON ME-VR2.



Ventura County Watershed Protection District
NPDES Stormwater Monitoring Program

Grab Toxicity Samples - ABC

CHAIN-OF-CUSTODY RECORD

1 OF 1

CLIENT: Ventura County Watershed Protection District

SAMPLING DATE: 12/15/08 EVENT #2 (Wet)

SAMPLERS: T. LIDDELL, W.B. CAREY, K. KAHIS

SAMPLE INFORMATION FOR GRAB SAMPLES

SAMPLE ID	DATE/TIME COLLECTED	Acute Ceriodaphnia - 6.25, 12.5, 25, 50, 100%	Chronic Echinoderm Fertilization - 6.25, 12.5, 25, 50, 100%							Field H ₂ O Temp	
ME-CC	12/15/08 0800	X								See Note 1	10.7°C
ME-SCR	12/15/08 0920	X								See Note 1	11.8°C
ME-VR2	12/15/08 1135	X								See Note 1	13.7°C

Signature	Relinquished By: <u>T. Liddell</u>	Date/Time	<u>12/15/08</u>
Printed Name	<u>T. LIDDELL</u>		<u>1345</u>
Affiliation	<u>VCWPD</u>		

Signature	Received By: <u>E. Matvino</u>	Date/Time	<u>12-15-08 1345</u>
Printed Name	<u>E. MATVINO</u>		
Affiliation	<u>AROMATIC BIOMASS</u>		

Miscellaneous Notes (Hazardous Materials, Quick turn-around time, etc.):
1. Mass Emission: No TIE for Chronic Samples.



Ventura County Watershed Protection District
NPDES Stormwater Monitoring Program

Bacteriological - VCHCA Lab

CHAIN-OF-CUSTODY RECORD

1 OF 1

CLIENT: Ventura County Watershed Protection District

SAMPLING DATE: 12/15/08

EVENT #2 (Wet)

SAMPLERS: T. LIDDELL, W.B. CAREY, K. HAYS

SAMPLE INFORMATION FOR GRAB SAMPLES

LAB USE ONLY	LOCATION	DATE/TIME	Total Coliform (25 Tube Method - MPNX)	Fecal Coliform (25 Tube Method - MPNX)	Enterococcus (Tray Method - WQ IDEXX)	E-Coli (Tray Method - WQ IDEXX)	Total Coliform (Tray Method - WQ IDEXX)	Number of Bottles	NOTES
	ME-CC	12/15/08 0800	X	X	X	X	X	1	TEMP. = 10.7°C
	MB-1	12/15/08 0800	X	X	X	X	X	1	Field Blank (ME-CC)
	ME-SCR	12/15/08 0920	X	X	X	X	X	1	TEMP = 11.8°C
	ME-VR2	12/15/08 1135	X	X	X	X	X	1	TEMP = 13.7°C
	MD-1	12/15/08 1135	X	X	X	X	X	1	Field Duplicate (ME-VR2)

Signature	Relinquished By: <u>T. Liddell</u>	Date/Time
	Printed Name	<u>12/15/08</u>
	Affiliation	<u>1225</u>
	<u>VCWPD</u>	

Signature	Received By: <u>SARA JOE YARBARRAN</u>	Date/Time
	Printed Name	<u>12.15.08</u>
	Affiliation	
	<u>Pat Joe Danz</u>	
	<u>Pat Joe Danz - Lab</u>	

Miscellaneous Notes (Hazardous Materials, Quick turn-around time, etc.):



Ventura County Watershed Protection District
NPDES Stormwater Monitoring Program

Grab Samples - SCCWRP (via CRG)

CHAIN-OF-CUSTODY RECORD

1 OF 1

CLIENT: Ventura County Watershed Protection District

SAMPLING DATE: 12/15/08 EVENT #2 (Wet)

SAMPLERS: T. LIDDELL, W.B. CAREY, K. HAMS

SAMPLE INFORMATION FOR GRAB SAMPLES

SAMPLE ID	DATE/TIME COLLECTED	Nutrients							NOTES	Field H ₂ O Temp
B08130 (ME-CC)	12/15/08 0900		12/16/08 1020						See Note 1	10.7°C
B08131 (ME-SCR)	12/15/08 0920		12/16/08 1130						See Note 1	11.8°C
B08132 (ME-VR2)	12/15/08 1135	✓	12/16/08 1230					2	See Note 1	13.6°C
Field Blank	12/15/08 1135								See Note 1	13.6°C

Signature	Relinquished By: <i>T. Liddell</i>	Date/Time	12/16/08
Printed Name	T. LIDDELL		1300
Affiliation	VCWPD		

Printed Name	Received By: <i>Greg Lyon</i>	Date/Time	12/16/08 1300
Affiliation	SCCWRP		

Miscellaneous Notes (Hazardous Materials, Quick turn-around time, etc.):
CRG Staff - Please arrange pick-up with Liesl Tiefenthaler (SCCWRP)



Ventura County Watershed Protection District
 NPDES Stormwater Monitoring Program

Bottles and Boxes - CRG

CHAIN-OF-CUSTODY RECORD

1 OF 1

CLIENT: Ventura County Watershed Protection District

SAMPLING DATE: _____ EVENT #2 (Wet)

SAMPLERS: _____

SAMPLE INFORMATION FOR GRAB SAMPLES

SAMPLE ID	Number of bottles															NOTES
20 L Carboy (narrow-mouth)	1															See Note 1
20 L Carboy (wide-mouth)	1															See Note 1
9.4 L Pickle Jar	2															See Note 1
Storage box	4															
Blue Cube Cooler	3															

Signature	Relinquished By: <i>T. Liddell</i>	Date/Time: 12/16/08
Printed Name	T. LIDDELL	1410
Affiliation	VCWPD	

Printed Name	Received By: <i>Geoff Gossett</i>	Date/Time: 12-16-08 1410
Affiliation	Geoff Gossett CRG Marine Labs	

Miscellaneous Notes (Hazardous Materials, Quick turn-around time, etc.):

1. Please Clean per SOP



Ventura County Watershed Protection District
NPDES Stormwater Monitoring Program

RID: 179-09

Grab Samples - CRG

CHAIN-OF-CUSTODY RECORD

1 OF 1

CLIENT: Ventura County Watershed Protection District

SAMPLING DATE: 2/6/09

EVENT #3 (Wet)

SAMPLERS: T. Liddell, ~~W.B. Casey, K. Hahn~~ A. ANSELMI

SAMPLE INFORMATION FOR GRAB SAMPLES

SAMPLE ID	DATE/TIME COLLECTED	Total Ammonia - N	Conductivity	pH	Perchlorate	Oil and Grease	TRPH	MTBE (3 Bottles)	Mercury, tr & diss.	Number of Bottles	NOTES	Field H ₂ O Temp
ME-CC	2/6/09 17:15	X	X	X	X	X	X		X	6		15.2°C
ME-CC (MS/MSD)	2/6/09 17:15					X	X			2	ME-CC	15.2°C
ME-SCR	2/6/09 16:15	X	X	X	X	X	X		X	6		14.2°C
MB-1 (Field Blank)	2/6/09 16:15								X	1	ME-SCR	14.2°C
ME-VR2	2/6/09 18:30	X	X	X	X	X	X		X	6		14.2°C

81925
81926
81927
81928

Signature	Relinquished By: <i>T. Liddell</i>	Date/Time	2/7/09
Printed Name	T. LIDDELL		1310
Affiliation	VCWPD		

Signature	Received By: <i>M. Valenzuela</i>	Date/Time	2/7/09 14:30
Printed Name	M. VALENZUELA		
Affiliation	CRG		

Miscellaneous Notes (Hazardous Materials, Quick turn-around time, etc.):



Ventura County Watershed Protection District
NPDES Stormwater Monitoring Program

Composite Samples - CRG

RID: 192-09

CHAIN-OF-CUSTODY RECORD

1 OF 1

CLIENT: Ventura County Watershed Protection District

SAMPLING DATE: 2/7/09 EVENT #3 (Wet)

SAMPLERS: T. Liddell, W. B. Barty, K. Fish

SAMPLE INFORMATION FOR COMPOSITE SAMPLES

SAMPLE ID	DATE/TIME COLLECTED	Dissolved Metals	Total Recoverable Metals *, Hardness	Semi-volatile Organics (EPA 8270)	OC-Pesticides (EPA 8081/8082)	OP-Pesticides (EPA 8141)	CI-Herbicides (EPA 8151)	EPA 547 (Glyphosate)	Conventional**	TOC	No of bottles determined by Lab	NOTES
81987 ME-CC	2/7/09 12:00	X	X	X	X	X	X	X	X	X		
81988 ME-CC (MS/MSD)	2/7/09 12:00		X	X	X	X	X					ME-CC
81989 ME-SCR	2/7/09 11:00	X	X	X	X	X	X	X	X	X		
81990 MB-1 (Field Blank)	2/7/09 11:00		X	X	X	X					3	ME-SCR
81991 ME-VR2	2/7/09 10:00	X	X	X	X	X	X	X	X	X		

Signature	Relinquished By: <i>T. Liddell</i>	Date/Time	2/7/09
Printed Name	T. LIDDELL		12/0
Affiliation	VCWPD		

Printed Name	Received By:	Date/Time
Affiliation		

Miscellaneous Notes (Hazardous Materials, Quick turn-around time, etc.):

* Metals: Al, As, Cd, Cr, Cu, Pb, Ni, Se, Ag, Ti, Zn

** Conventional: Bromide, BOD, Chloride, Cr-VI, TKN, Nitrite as N, Nitrate as N, Nitrate-Nitrite as N, Orthophosphate, Tot and Dis Phosphorus, TDS, TSS, Turbidity



Ventura County Watershed Protection District
NPDES Stormwater Monitoring Program

Bacteriological - VCHCA Lab

CHAIN-OF-CUSTODY RECORD

1 OF 1

CLIENT: Ventura County Watershed Protection District

SAMPLING DATE: EVENT #3 (Wet)

SAMPLERS: T. Liddell, W.B. Carey, K. Hahs


SAMPLE INFORMATION FOR GRAB SAMPLES

LAB USE ONLY	LOCATION	DATE/TIME	Total Coliform (25 Tube Method - MPNX)	Fecal Coliform (25 Tube Method - MPNX)	Enterococcus (Tray Method - WQ IDEXX)	E-Coli (Tray Method - WQ IDEXX)	Total Coliform (Tray Method - WQ IDEXX)			Number of Bottles	NOTES
	ME-CC	2/6/09 1715	X	X	X	X	X			1	
	ME-SCR	2/6/09 1615	X	X	X	X	X			1	
	MB-1	2/6/09 1615	X	X	X	X	X			1	Field Blank (ME-SCR)
	ME-VR2	2/6/09 1830	X	X	X	X	X			1	

Signature	Relinquished By: <i>T. Liddell</i>	Date/Time	2/6/09
Printed Name	T. LIDDELL		0730 PM
Affiliation	VCHCPD		

Signature	Received By: <i>Susan Penar</i>	Date/Time	2/6/09
Printed Name			0730 PM
Affiliation			

Miscellaneous Notes (Hazardous Materials, Quick turn-around time, etc.):



Ventura County Watershed Protection District
NPDES Stormwater Monitoring Program

Grab Samples - SCCWRP (via CRG)

CHAIN-OF-CUSTODY RECORD

1 OF 1

CLIENT: Ventura County Watershed Protection District

SAMPLING DATE: 2/6/09 - 2/7/09 EVENT #3 (Wet)

SAMPLERS: T. Liddell, W. B. Carey, K. Hahs

SAMPLE INFORMATION FOR GRAB SAMPLES

SAMPLE ID	DATE/TIME COLLECTED	Nutrients						NOTES	Field H ₂ O Temp
B08130 (ME-CC)								See Note 1	
B08131 (ME-SCR)		✓	✓					See Note 1	
Field Blank		✓	✓					See Note 1	
B08132 (ME-VR2)							✓	See Note 1	

Signature	Relinquished By: <i>T. Liddell</i>	Date/Time	2/7/09
Printed Name	T. LIDDELL		1310
Affiliation	VCWPD		

Signature	Received By: <i>Greg Lyon</i>	Date/Time	12/7/09
Printed Name	Greg Lyon		1310
Affiliation	SCCWRP		

Miscellaneous Notes (Hazardous Materials, Quick turn-around time, etc.):
CRG Staff - Please arrange pick-up with Liesl Tiefenthaler (SCCWRP)

APPENDIX F

2008/09 Laboratory Environmental Analysis Results

Appendix F
2008/09 Laboratory Environmental Analysis Results

Site ID	Event ID	Event Type	Sample Date	Analysis Date	Classification	Constituent	Fraction	Sign	Result	Units	Method	MDL	RL	Analyzing Lab	Program Qualification
A-1	2008/09-1	Wet	11/26/2008	12/9/2008	Anion	Bromide	n/a	=	1.739	mg/L	EPA 300.0	0.001	0.005	CRG	
A-1	2008/09-1	Wet	11/26/2008	12/8/2008	Anion	Chloride	n/a	=	128.52	mg/L	EPA 300.0	0.01	0.05	CRG	
A-1	2008/09-1	Wet	11/26/2008	12/3/2008	Anion	Perchlorate	n/a	<	0.72	µg/L	EPA 314.0	0.72	4	Calscience	
A-1	2008/09-1	Wet	11/26/2008	11/27/2008	Bacteriological	E. Coli	n/a	=	331	MPN/100 mL	MMO-MUG	10	10	VCHCA	
A-1	2008/09-1	Wet	11/26/2008	11/28/2008	Bacteriological	Enterococcus	n/a	=	2880	MPN/100 mL	Enterolert	100	100	VCHCA	
A-1	2008/09-1	Wet	11/26/2008	11/29/2008	Bacteriological	Fecal Coliform	n/a	=	310	MPN/100 mL	SM 9221 E	2	2	VCHCA	
A-1	2008/09-1	Wet	11/26/2008	11/27/2008	Bacteriological	Total Coliform	n/a	=	1413600	MPN/100 mL	MMO-MUG	1000	1000	VCHCA	
A-1	2008/09-1	Wet	11/26/2008	11/26/2008	Conventional	BOD	n/a	=	4.3	mg/L	SM 5210 B	2	2	CRG	
A-1	2008/09-1	Wet	11/26/2008	11/26/2008	Conventional	Conductivity	n/a	=	4570	µmhos/cm	SM 2510	1	1	CRG	
A-1	2008/09-1	Wet	11/26/2008	12/14/2008	Conventional	Hardness as CaCO3	Total	=	854.3	mg/L	SM 2340 B	1	5	CRG	
A-1	2008/09-1	Wet	11/26/2008	11/26/2008	Conventional	pH	n/a	=	7.8	pH Units	SM 4500H+	0.1	0.1	CRG	
A-1	2008/09-1	Wet	11/26/2008	12/1/2008	Conventional	Total Dissolved Solids	n/a	=	2086	mg/L	SM 2540 C	0.1	5	CRG	
A-1	2008/09-1	Wet	11/26/2008	12/18/2008	Conventional	Total Organic Carbon	n/a	=	14.9	mg/L	SM 5310 B	0.1	0.2	CRG	
A-1	2008/09-1	Wet	11/26/2008	12/1/2008	Conventional	Total Suspended Solids	n/a	=	331	mg/L	SM 2540 D	0.5	5	CRG	
A-1	2008/09-1	Wet	11/26/2008	11/26/2008	Conventional	Turbidity	n/a	=	290	NTU	EPA 180.1	1	2	CRG	
A-1	2008/09-1	Wet	11/26/2008	12/10/2008	Hydrocarbon	Oil and Grease	n/a	<	1	mg/L	EPA 1664A	1	5	CRG	
A-1	2008/09-1	Wet	11/26/2008	12/10/2008	Hydrocarbon	TRPH	n/a	<	1	mg/L	EPA 1664	1	5	CRG	
A-1	2008/09-1	Wet	11/26/2008	12/14/2008	Metal	Aluminum	Dissolved	<	5	µg/L	EPA 200.8m	5	10	CRG	
A-1	2008/09-1	Wet	11/26/2008	12/14/2008	Metal	Aluminum	Total	=	1095	µg/L	EPA 200.8m	5	10	CRG	
A-1	2008/09-1	Wet	11/26/2008	12/14/2008	Metal	Arsenic	Dissolved	=	11	µg/L	EPA 200.8m	0.2	0.5	CRG	
A-1	2008/09-1	Wet	11/26/2008	12/14/2008	Metal	Arsenic	Total	=	11.6	µg/L	EPA 200.8m	0.2	0.5	CRG	
A-1	2008/09-1	Wet	11/26/2008	12/14/2008	Metal	Cadmium	Dissolved	=	1.5	µg/L	EPA 200.8m	0.2	0.4	CRG	
A-1	2008/09-1	Wet	11/26/2008	12/14/2008	Metal	Cadmium	Total	=	1.8	µg/L	EPA 200.8m	0.2	0.4	CRG	
A-1	2008/09-1	Wet	11/26/2008	12/14/2008	Metal	Chromium	Dissolved	=	1.6	µg/L	EPA 200.8m	0.1	0.5	CRG	
A-1	2008/09-1	Wet	11/26/2008	12/14/2008	Metal	Chromium	Total	=	4.5	µg/L	EPA 200.8m	0.1	0.5	CRG	
A-1	2008/09-1	Wet	11/26/2008	12/11/2008	Metal	Chromium VI	Total	<	5	µg/L	SM 3500-Cr D	5	10	CRG	
A-1	2008/09-1	Wet	11/26/2008	12/14/2008	Metal	Copper	Dissolved	=	8.8	µg/L	EPA 200.8m	0.4	0.8	CRG	
A-1	2008/09-1	Wet	11/26/2008	12/14/2008	Metal	Copper	Total	=	16.7	µg/L	EPA 200.8m	0.4	0.8	CRG	
A-1	2008/09-1	Wet	11/26/2008	12/14/2008	Metal	Lead	Dissolved	DNQ	0.08	µg/L	EPA 200.8m	0.05	0.1	CRG	
A-1	2008/09-1	Wet	11/26/2008	12/14/2008	Metal	Lead	Total	=	2.35	µg/L	EPA 200.8m	0.05	0.1	CRG	
A-1	2008/09-1	Wet	11/26/2008	12/11/2008	Metal	Mercury	Dissolved	=	2.2	ng/L	EPA 1631Em	0.5	1	CRG	
A-1	2008/09-1	Wet	11/26/2008	12/11/2008	Metal	Mercury	Total	=	2.6	ng/L	EPA 1631Em	0.5	1	CRG	
A-1	2008/09-1	Wet	11/26/2008	12/14/2008	Metal	Nickel	Dissolved	=	15.2	µg/L	EPA 200.8m	0.2	0.5	CRG	
A-1	2008/09-1	Wet	11/26/2008	12/14/2008	Metal	Nickel	Total	=	19.6	µg/L	EPA 200.8m	0.2	0.5	CRG	
A-1	2008/09-1	Wet	11/26/2008	12/14/2008	Metal	Selenium	Dissolved	=	3.1	µg/L	EPA 200.8m	0.2	0.5	CRG	
A-1	2008/09-1	Wet	11/26/2008	12/14/2008	Metal	Selenium	Total	=	2.8	µg/L	EPA 200.8m	0.2	0.5	CRG	
A-1	2008/09-1	Wet	11/26/2008	12/14/2008	Metal	Silver	Dissolved	<	0.5	µg/L	EPA 200.8m	0.5	1	CRG	
A-1	2008/09-1	Wet	11/26/2008	12/14/2008	Metal	Silver	Total	<	0.5	µg/L	EPA 200.8m	0.5	1	CRG	
A-1	2008/09-1	Wet	11/26/2008	12/14/2008	Metal	Thallium	Dissolved	<	0.1	µg/L	EPA 200.8m	0.1	0.5	CRG	
A-1	2008/09-1	Wet	11/26/2008	12/14/2008	Metal	Thallium	Total	<	0.1	µg/L	EPA 200.8m	0.1	0.5	CRG	
A-1	2008/09-1	Wet	11/26/2008	12/14/2008	Metal	Zinc	Dissolved	=	17.2	µg/L	EPA 200.8m	0.1	0.5	CRG	
A-1	2008/09-1	Wet	11/26/2008	12/14/2008	Metal	Zinc	Total	=	40.9	µg/L	EPA 200.8m	0.1	0.5	CRG	
A-1	2008/09-1	Wet	11/26/2008	12/9/2008	Nutrient	Ammonia as N	n/a	=	1.94	mg/L	SM 4500-NH3 F	0.03	0.03	CRG	
A-1	2008/09-1	Wet	11/26/2008	11/27/2008	Nutrient	Nitrate as N	n/a	=	41.07	mg/L	EPA 300.0	0.01	0.05	CRG	
A-1	2008/09-1	Wet	11/26/2008	11/27/2008	Nutrient	Nitrite as N	n/a	=	0.22	mg/L	EPA 300.0	0.01	0.05	CRG	
A-1	2008/09-1	Wet	11/26/2008	11/27/2008	Nutrient	Orthophosphate as P (Diss)	n/a	=	0.7864	mg/L	EPA 300.0	0.0075	0.01	CRG	
A-1	2008/09-1	Wet	11/26/2008	12/22/2008	Nutrient	TKN	n/a	=	0.2	mg/L	EPA 351.1	0.05	0.05	TA	
A-1	2008/09-1	Wet	11/26/2008	11/26/2008	Nutrient	Total Phosphorus	Dissolved	=	0.95	mg/L	SM 4500-P E	0.016	0.05	CRG	
A-1	2008/09-1	Wet	11/26/2008	11/26/2008	Nutrient	Total Phosphorus	Total	=	2.449	mg/L	SM 4500-P E	0.016	0.05	CRG	
A-1	2008/09-1	Wet	11/26/2008	12/16/2008	Organic	1,2,4-Trichlorobenzene	n/a	<	0.01	µg/L	EPA 625m	0.01	0.05	CRG	
A-1	2008/09-1	Wet	11/26/2008	12/16/2008	Organic	1,2-Dichlorobenzene	n/a	<	0.01	µg/L	EPA 625m	0.01	0.05	CRG	
A-1	2008/09-1	Wet	11/26/2008	12/16/2008	Organic	1,3-Dichlorobenzene	n/a	<	0.01	µg/L	EPA 625m	0.01	0.05	CRG	
A-1	2008/09-1	Wet	11/26/2008	12/16/2008	Organic	1,4-Dichlorobenzene	n/a	<	0.01	µg/L	EPA 625m	0.01	0.05	CRG	
A-1	2008/09-1	Wet	11/26/2008	12/16/2008	Organic	1-Methylnaphthalene	n/a	=	0.0054	µg/L	EPA 625m	0.001	0.005	CRG	
A-1	2008/09-1	Wet	11/26/2008	12/16/2008	Organic	1-Methylphenanthrene	n/a	DNQ	0.0023	µg/L	EPA 625m	0.001	0.005	CRG	
A-1	2008/09-1	Wet	11/26/2008	12/16/2008	Organic	2,3,5-Trimethylnaphthalene	n/a	<	0.001	µg/L	EPA 625m	0.001	0.005	CRG	

Appendix F
2008/09 Laboratory Environmental Analysis Results

Site ID	Event ID	Event Type	Sample Date	Analysis Date	Classification	Constituent	Fraction	Sign	Result	Units	Method	MDL	RL	Analyzing Lab	Program Qualification
A-1	2008/09-1	Wet	11/26/2008	12/16/2008	Organic	2,4,6-Trichlorophenol	n/a	<	0.05	µg/L	EPA 625m	0.05	0.1	CRG	
A-1	2008/09-1	Wet	11/26/2008	12/16/2008	Organic	2,4-Dichlorophenol	n/a	<	0.05	µg/L	EPA 625m	0.05	0.1	CRG	
A-1	2008/09-1	Wet	11/26/2008	12/16/2008	Organic	2,4-Dimethylphenol	n/a	<	0.1	µg/L	EPA 625m	0.1	0.2	CRG	
A-1	2008/09-1	Wet	11/26/2008	12/16/2008	Organic	2,4-Dinitrophenol	n/a	DNQ	0.14	µg/L	EPA 625m	0.1	0.2	CRG	
A-1	2008/09-1	Wet	11/26/2008	12/16/2008	Organic	2,4-Dinitrotoluene	n/a	<	0.05	µg/L	EPA 625m	0.05	0.1	CRG	
A-1	2008/09-1	Wet	11/26/2008	12/16/2008	Organic	2,6-Dimethylnaphthalene	n/a	<	0.001	µg/L	EPA 625m	0.001	0.005	CRG	
A-1	2008/09-1	Wet	11/26/2008	12/16/2008	Organic	2,6-Dinitrotoluene	n/a	<	0.05	µg/L	EPA 625m	0.05	0.1	CRG	
A-1	2008/09-1	Wet	11/26/2008	12/16/2008	Organic	2-Chloronaphthalene	n/a	<	0.05	µg/L	EPA 625m	0.05	0.1	CRG	
A-1	2008/09-1	Wet	11/26/2008	12/16/2008	Organic	2-Chlorophenol	n/a	<	0.05	µg/L	EPA 625m	0.05	0.1	CRG	EST-MSRPD
A-1	2008/09-1	Wet	11/26/2008	12/16/2008	Organic	2-Methyl-4,6-dinitrophenol	n/a	<	0.1	µg/L	EPA 625m	0.1	0.2	CRG	
A-1	2008/09-1	Wet	11/26/2008	12/16/2008	Organic	2-Methylnaphthalene	n/a	=	0.0099	µg/L	EPA 625m	0.001	0.005	CRG	EST-LD, EST-FD
A-1	2008/09-1	Wet	11/26/2008	12/16/2008	Organic	2-Nitrophenol	n/a	<	0.1	µg/L	EPA 625m	0.1	0.2	CRG	
A-1	2008/09-1	Wet	11/26/2008	12/16/2008	Organic	3,3'-Dichlorobenzidine	n/a	<	0.05	µg/L	EPA 625m	0.05	0.1	CRG	
A-1	2008/09-1	Wet	11/26/2008	12/16/2008	Organic	4-Bromophenyl phenyl ether	n/a	<	0.05	µg/L	EPA 625m	0.05	0.1	CRG	
A-1	2008/09-1	Wet	11/26/2008	12/16/2008	Organic	4-Chloro-3-methylphenol	n/a	<	0.1	µg/L	EPA 625m	0.1	0.2	CRG	EST-MSRPD
A-1	2008/09-1	Wet	11/26/2008	12/16/2008	Organic	4-Chlorophenyl phenyl ether	n/a	<	0.05	µg/L	EPA 625m	0.05	0.1	CRG	
A-1	2008/09-1	Wet	11/26/2008	12/16/2008	Organic	4-Nitrophenol	n/a	<	0.1	µg/L	EPA 625m	0.1	0.2	CRG	EST-MSRPD
A-1	2008/09-1	Wet	11/26/2008	12/16/2008	Organic	Acenaphthene	n/a	DNQ	0.0042	µg/L	EPA 625m	0.001	0.005	CRG	
A-1	2008/09-1	Wet	11/26/2008	12/16/2008	Organic	Acenaphthylene	n/a	<	0.001	µg/L	EPA 625m	0.001	0.005	CRG	
A-1	2008/09-1	Wet	11/26/2008	12/16/2008	Organic	Anthracene	n/a	<	0.001	µg/L	EPA 625m	0.001	0.005	CRG	
A-1	2008/09-1	Wet	11/26/2008	12/16/2008	Organic	Azobenzene	n/a	<	0.05	µg/L	EPA 625m	0.05	0.1	CRG	
A-1	2008/09-1	Wet	11/26/2008	12/16/2008	Organic	Benzidine	n/a	<	0.05	µg/L	EPA 625m	0.05	0.1	CRG	
A-1	2008/09-1	Wet	11/26/2008	12/16/2008	Organic	Benzo(a)anthracene	n/a	<	0.001	µg/L	EPA 625m	0.001	0.005	CRG	
A-1	2008/09-1	Wet	11/26/2008	12/16/2008	Organic	Benzo(a)pyrene	n/a	<	0.001	µg/L	EPA 625m	0.001	0.005	CRG	
A-1	2008/09-1	Wet	11/26/2008	12/16/2008	Organic	Benzo(b)fluoranthene	n/a	<	0.001	µg/L	EPA 625m	0.001	0.005	CRG	EST-LD
A-1	2008/09-1	Wet	11/26/2008	12/16/2008	Organic	Benzo(e)pyrene	n/a	DNQ	0.0021	µg/L	EPA 625m	0.001	0.005	CRG	EST-LD, EST-FD
A-1	2008/09-1	Wet	11/26/2008	12/16/2008	Organic	Benzo(g,h,i)perylene	n/a	DNQ	0.0023	µg/L	EPA 625m	0.001	0.005	CRG	EST-LD, EST-FD
A-1	2008/09-1	Wet	11/26/2008	12/16/2008	Organic	Benzo(k)fluoranthene	n/a	<	0.001	µg/L	EPA 625m	0.001	0.005	CRG	
A-1	2008/09-1	Wet	11/26/2008	12/16/2008	Organic	Biphenyl	n/a	<	0.001	µg/L	EPA 625m	0.001	0.005	CRG	
A-1	2008/09-1	Wet	11/26/2008	12/16/2008	Organic	Bis(2-chloroethoxy)methane	n/a	<	0.05	µg/L	EPA 625m	0.05	0.1	CRG	
A-1	2008/09-1	Wet	11/26/2008	12/16/2008	Organic	Bis(2-chloroethyl)ether	n/a	<	0.05	µg/L	EPA 625m	0.05	0.1	CRG	
A-1	2008/09-1	Wet	11/26/2008	12/16/2008	Organic	Bis(2-chloroisopropyl)ether	n/a	<	0.05	µg/L	EPA 625m	0.05	0.1	CRG	
A-1	2008/09-1	Wet	11/26/2008	12/16/2008	Organic	Bis(2-ethylhexyl)phthalate	n/a	=	0.876	µg/L	EPA 625m	0.1	0.125	CRG	HB-MSR, EST-LD, EST-MSRPD
A-1	2008/09-1	Wet	11/26/2008	12/16/2008	Organic	Butyl benzyl phthalate	n/a	=	0.133	µg/L	EPA 625m	0.025	0.05	CRG	HB-MSR, EST-MSRPD
A-1	2008/09-1	Wet	11/26/2008	12/16/2008	Organic	Chrysene	n/a	DNQ	0.0042	µg/L	EPA 625m	0.001	0.005	CRG	EST-LD, EST-FD
A-1	2008/09-1	Wet	11/26/2008	12/16/2008	Organic	Dibenz(a,h)anthracene	n/a	<	0.001	µg/L	EPA 625m	0.001	0.005	CRG	EST-FD
A-1	2008/09-1	Wet	11/26/2008	12/16/2008	Organic	Dibenzothiophene	n/a	=	0.0098	µg/L	EPA 625m	0.001	0.005	CRG	
A-1	2008/09-1	Wet	11/26/2008	12/16/2008	Organic	Diethyl phthalate	n/a	=	0.199	µg/L	EPA 625m	0.1	0.125	CRG	EST-MSRPD
A-1	2008/09-1	Wet	11/26/2008	12/16/2008	Organic	Dimethyl phthalate	n/a	<	0.05	µg/L	EPA 625m	0.05	0.075	CRG	EST-MSRPD
A-1	2008/09-1	Wet	11/26/2008	12/16/2008	Organic	Di-n-butylphthalate	n/a	=	0.164	µg/L	EPA 625m	0.075	0.1	CRG	HB-MSR, EST-MSRPD
A-1	2008/09-1	Wet	11/26/2008	12/16/2008	Organic	Di-n-octylphthalate	n/a	<	0.01	µg/L	EPA 625m	0.01	0.02	CRG	EST-LD, EST-FD, EST-MSRPD
A-1	2008/09-1	Wet	11/26/2008	12/16/2008	Organic	Fluoranthene	n/a	=	0.0065	µg/L	EPA 625m	0.001	0.005	CRG	EST-LD, EST-FD
A-1	2008/09-1	Wet	11/26/2008	12/16/2008	Organic	Fluorene	n/a	DNQ	0.0024	µg/L	EPA 625m	0.001	0.005	CRG	
A-1	2008/09-1	Wet	11/26/2008	12/16/2008	Organic	Hexachlorobenzene	n/a	<	0.001	µg/L	EPA 625m	0.001	0.005	CRG	
A-1	2008/09-1	Wet	11/26/2008	12/16/2008	Organic	Hexachlorobutadiene	n/a	<	0.05	µg/L	EPA 625m	0.05	0.1	CRG	
A-1	2008/09-1	Wet	11/26/2008	12/16/2008	Organic	Hexachlorocyclopentadiene	n/a	<	0.05	µg/L	EPA 625m	0.05	0.1	CRG	
A-1	2008/09-1	Wet	11/26/2008	12/16/2008	Organic	Hexachloroethane	n/a	<	0.05	µg/L	EPA 625m	0.05	0.1	CRG	
A-1	2008/09-1	Wet	11/26/2008	12/16/2008	Organic	Indeno(1,2,3-cd)pyrene	n/a	<	0.001	µg/L	EPA 625m	0.001	0.005	CRG	
A-1	2008/09-1	Wet	11/26/2008	12/16/2008	Organic	Isophorone	n/a	<	0.05	µg/L	EPA 625m	0.05	0.1	CRG	
A-1	2008/09-1	Wet	11/26/2008	12/2/2008	Organic	Methyl tert-butyl ether (MTBE)	n/a	<	1	µg/L	EPA 8260B	1	1	Calscience	
A-1	2008/09-1	Wet	11/26/2008	12/16/2008	Organic	Naphthalene	n/a	=	0.0115	µg/L	EPA 625m	0.001	0.005	CRG	EST-FD
A-1	2008/09-1	Wet	11/26/2008	12/16/2008	Organic	Nitrobenzene	n/a	<	0.05	µg/L	EPA 625m	0.05	0.1	CRG	
A-1	2008/09-1	Wet	11/26/2008	12/16/2008	Organic	N-Nitrosodimethylamine	n/a	<	0.05	µg/L	EPA 625m	0.05	0.1	CRG	
A-1	2008/09-1	Wet	11/26/2008	12/16/2008	Organic	N-Nitrosodi-N-propylamine	n/a	<	0.05	µg/L	EPA 625m	0.05	0.1	CRG	
A-1	2008/09-1	Wet	11/26/2008	12/16/2008	Organic	N-Nitrosodiphenylamine	n/a	<	0.05	µg/L	EPA 625m	0.05	0.1	CRG	
A-1	2008/09-1	Wet	11/26/2008	12/16/2008	Organic	Pentachlorophenol	n/a	=	0.233	µg/L	EPA 625m	0.05	0.1	CRG	HB-MSR, EST-MSRPD

Appendix F
2008/09 Laboratory Environmental Analysis Results

Site ID	Event ID	Event Type	Sample Date	Analysis Date	Classification	Constituent	Fraction	Sign	Result	Units	Method	MDL	RL	Analyzing Lab	Program Qualification
A-1	2008/09-1	Wet	11/26/2008	12/16/2008	Organic	Perylene	n/a	<	0.001	µg/L	EPA 625m	0.001	0.005	CRG	EST-LD
A-1	2008/09-1	Wet	11/26/2008	12/16/2008	Organic	Phenanthrene	n/a	=	0.0112	µg/L	EPA 625m	0.001	0.005	CRG	
A-1	2008/09-1	Wet	11/26/2008	12/16/2008	Organic	Phenol	n/a	=	0.663	µg/L	EPA 625m	0.1	0.2	CRG	EST-LD, EST-FD, EST-MSRPD
A-1	2008/09-1	Wet	11/26/2008	12/16/2008	Organic	Pyrene	n/a	=	0.0074	µg/L	EPA 625m	0.001	0.005	CRG	EST-LD, EST-FD
A-1	2008/09-1	Wet	11/26/2008	12/16/2008	PCB	Aroclor 1016	n/a	<	0.01	µg/L	EPA 625m	0.01	0.02	CRG	
A-1	2008/09-1	Wet	11/26/2008	12/16/2008	PCB	Aroclor 1221	n/a	<	0.01	µg/L	EPA 625m	0.01	0.02	CRG	
A-1	2008/09-1	Wet	11/26/2008	12/16/2008	PCB	Aroclor 1232	n/a	<	0.01	µg/L	EPA 625m	0.01	0.02	CRG	
A-1	2008/09-1	Wet	11/26/2008	12/16/2008	PCB	Aroclor 1242	n/a	<	0.01	µg/L	EPA 625m	0.01	0.02	CRG	
A-1	2008/09-1	Wet	11/26/2008	12/16/2008	PCB	Aroclor 1248	n/a	<	0.01	µg/L	EPA 625m	0.01	0.02	CRG	
A-1	2008/09-1	Wet	11/26/2008	12/16/2008	PCB	Aroclor 1254	n/a	<	0.01	µg/L	EPA 625m	0.01	0.02	CRG	
A-1	2008/09-1	Wet	11/26/2008	12/16/2008	PCB	Aroclor 1260	n/a	<	0.01	µg/L	EPA 625m	0.01	0.02	CRG	
A-1	2008/09-1	Wet	11/26/2008	12/16/2008	PCB	PCB 003	n/a	<	0.001	µg/L	EPA 625m	0.001	0.005	CRG	
A-1	2008/09-1	Wet	11/26/2008	12/16/2008	PCB	PCB 008	n/a	<	0.001	µg/L	EPA 625m	0.001	0.005	CRG	
A-1	2008/09-1	Wet	11/26/2008	12/16/2008	PCB	PCB 018	n/a	<	0.001	µg/L	EPA 625m	0.001	0.005	CRG	
A-1	2008/09-1	Wet	11/26/2008	12/16/2008	PCB	PCB 028	n/a	<	0.001	µg/L	EPA 625m	0.001	0.005	CRG	
A-1	2008/09-1	Wet	11/26/2008	12/16/2008	PCB	PCB 031	n/a	<	0.001	µg/L	EPA 625m	0.001	0.005	CRG	
A-1	2008/09-1	Wet	11/26/2008	12/16/2008	PCB	PCB 033	n/a	<	0.001	µg/L	EPA 625m	0.001	0.005	CRG	
A-1	2008/09-1	Wet	11/26/2008	12/16/2008	PCB	PCB 037	n/a	<	0.001	µg/L	EPA 625m	0.001	0.005	CRG	
A-1	2008/09-1	Wet	11/26/2008	12/16/2008	PCB	PCB 044	n/a	<	0.001	µg/L	EPA 625m	0.001	0.005	CRG	
A-1	2008/09-1	Wet	11/26/2008	12/16/2008	PCB	PCB 049	n/a	<	0.001	µg/L	EPA 625m	0.001	0.005	CRG	
A-1	2008/09-1	Wet	11/26/2008	12/16/2008	PCB	PCB 052	n/a	<	0.001	µg/L	EPA 625m	0.001	0.005	CRG	
A-1	2008/09-1	Wet	11/26/2008	12/16/2008	PCB	PCB 056 + 060	n/a	<	0.001	µg/L	EPA 625m	0.001	0.005	CRG	
A-1	2008/09-1	Wet	11/26/2008	12/16/2008	PCB	PCB 066	n/a	<	0.001	µg/L	EPA 625m	0.001	0.005	CRG	
A-1	2008/09-1	Wet	11/26/2008	12/16/2008	PCB	PCB 070	n/a	<	0.001	µg/L	EPA 625m	0.001	0.005	CRG	
A-1	2008/09-1	Wet	11/26/2008	12/16/2008	PCB	PCB 074	n/a	<	0.001	µg/L	EPA 625m	0.001	0.005	CRG	
A-1	2008/09-1	Wet	11/26/2008	12/16/2008	PCB	PCB 077	n/a	<	0.001	µg/L	EPA 625m	0.001	0.005	CRG	
A-1	2008/09-1	Wet	11/26/2008	12/16/2008	PCB	PCB 081	n/a	<	0.001	µg/L	EPA 625m	0.001	0.005	CRG	
A-1	2008/09-1	Wet	11/26/2008	12/16/2008	PCB	PCB 087	n/a	<	0.001	µg/L	EPA 625m	0.001	0.005	CRG	
A-1	2008/09-1	Wet	11/26/2008	12/16/2008	PCB	PCB 095	n/a	<	0.001	µg/L	EPA 625m	0.001	0.005	CRG	
A-1	2008/09-1	Wet	11/26/2008	12/16/2008	PCB	PCB 097	n/a	<	0.001	µg/L	EPA 625m	0.001	0.005	CRG	
A-1	2008/09-1	Wet	11/26/2008	12/16/2008	PCB	PCB 099	n/a	<	0.001	µg/L	EPA 625m	0.001	0.005	CRG	
A-1	2008/09-1	Wet	11/26/2008	12/16/2008	PCB	PCB 101	n/a	<	0.001	µg/L	EPA 625m	0.001	0.005	CRG	
A-1	2008/09-1	Wet	11/26/2008	12/16/2008	PCB	PCB 105	n/a	<	0.001	µg/L	EPA 625m	0.001	0.005	CRG	
A-1	2008/09-1	Wet	11/26/2008	12/16/2008	PCB	PCB 110	n/a	<	0.001	µg/L	EPA 625m	0.001	0.005	CRG	
A-1	2008/09-1	Wet	11/26/2008	12/16/2008	PCB	PCB 114	n/a	<	0.001	µg/L	EPA 625m	0.001	0.005	CRG	
A-1	2008/09-1	Wet	11/26/2008	12/16/2008	PCB	PCB 118	n/a	<	0.001	µg/L	EPA 625m	0.001	0.005	CRG	
A-1	2008/09-1	Wet	11/26/2008	12/16/2008	PCB	PCB 119	n/a	<	0.001	µg/L	EPA 625m	0.001	0.005	CRG	
A-1	2008/09-1	Wet	11/26/2008	12/16/2008	PCB	PCB 123	n/a	<	0.001	µg/L	EPA 625m	0.001	0.005	CRG	
A-1	2008/09-1	Wet	11/26/2008	12/16/2008	PCB	PCB 126	n/a	<	0.001	µg/L	EPA 625m	0.001	0.005	CRG	
A-1	2008/09-1	Wet	11/26/2008	12/16/2008	PCB	PCB 128	n/a	<	0.001	µg/L	EPA 625m	0.001	0.005	CRG	
A-1	2008/09-1	Wet	11/26/2008	12/16/2008	PCB	PCB 138	n/a	<	0.001	µg/L	EPA 625m	0.001	0.005	CRG	
A-1	2008/09-1	Wet	11/26/2008	12/16/2008	PCB	PCB 141	n/a	<	0.001	µg/L	EPA 625m	0.001	0.005	CRG	
A-1	2008/09-1	Wet	11/26/2008	12/16/2008	PCB	PCB 149	n/a	<	0.001	µg/L	EPA 625m	0.001	0.005	CRG	
A-1	2008/09-1	Wet	11/26/2008	12/16/2008	PCB	PCB 151	n/a	<	0.001	µg/L	EPA 625m	0.001	0.005	CRG	
A-1	2008/09-1	Wet	11/26/2008	12/16/2008	PCB	PCB 153	n/a	<	0.001	µg/L	EPA 625m	0.001	0.005	CRG	
A-1	2008/09-1	Wet	11/26/2008	12/16/2008	PCB	PCB 156	n/a	<	0.001	µg/L	EPA 625m	0.001	0.005	CRG	
A-1	2008/09-1	Wet	11/26/2008	12/16/2008	PCB	PCB 157	n/a	<	0.001	µg/L	EPA 625m	0.001	0.005	CRG	
A-1	2008/09-1	Wet	11/26/2008	12/16/2008	PCB	PCB 158	n/a	<	0.001	µg/L	EPA 625m	0.001	0.005	CRG	
A-1	2008/09-1	Wet	11/26/2008	12/16/2008	PCB	PCB 167	n/a	<	0.001	µg/L	EPA 625m	0.001	0.005	CRG	
A-1	2008/09-1	Wet	11/26/2008	12/16/2008	PCB	PCB 168 + 132	n/a	<	0.001	µg/L	EPA 625m	0.001	0.005	CRG	
A-1	2008/09-1	Wet	11/26/2008	12/16/2008	PCB	PCB 169	n/a	<	0.001	µg/L	EPA 625m	0.001	0.005	CRG	
A-1	2008/09-1	Wet	11/26/2008	12/16/2008	PCB	PCB 170	n/a	<	0.001	µg/L	EPA 625m	0.001	0.005	CRG	
A-1	2008/09-1	Wet	11/26/2008	12/16/2008	PCB	PCB 174	n/a	<	0.001	µg/L	EPA 625m	0.001	0.005	CRG	
A-1	2008/09-1	Wet	11/26/2008	12/16/2008	PCB	PCB 177	n/a	<	0.001	µg/L	EPA 625m	0.001	0.005	CRG	
A-1	2008/09-1	Wet	11/26/2008	12/16/2008	PCB	PCB 180	n/a	<	0.001	µg/L	EPA 625m	0.001	0.005	CRG	
A-1	2008/09-1	Wet	11/26/2008	12/16/2008	PCB	PCB 183	n/a	<	0.001	µg/L	EPA 625m	0.001	0.005	CRG	

Appendix F
2008/09 Laboratory Environmental Analysis Results

Site ID	Event ID	Event Type	Sample Date	Analysis Date	Classification	Constituent	Fraction	Sign	Result	Units	Method	MDL	RL	Analyzing Lab	Program Qualification
A-1	2008/09-1	Wet	11/26/2008	12/16/2008	PCB	PCB 187	n/a	<	0.001	µg/L	EPA 625m	0.001	0.005	CRG	
A-1	2008/09-1	Wet	11/26/2008	12/16/2008	PCB	PCB 189	n/a	<	0.001	µg/L	EPA 625m	0.001	0.005	CRG	
A-1	2008/09-1	Wet	11/26/2008	12/16/2008	PCB	PCB 194	n/a	<	0.001	µg/L	EPA 625m	0.001	0.005	CRG	
A-1	2008/09-1	Wet	11/26/2008	12/16/2008	PCB	PCB 195	n/a	<	0.001	µg/L	EPA 625m	0.001	0.005	CRG	
A-1	2008/09-1	Wet	11/26/2008	12/16/2008	PCB	PCB 200	n/a	<	0.001	µg/L	EPA 625m	0.001	0.005	CRG	
A-1	2008/09-1	Wet	11/26/2008	12/16/2008	PCB	PCB 201	n/a	<	0.001	µg/L	EPA 625m	0.001	0.005	CRG	
A-1	2008/09-1	Wet	11/26/2008	12/16/2008	PCB	PCB 203	n/a	<	0.001	µg/L	EPA 625m	0.001	0.005	CRG	
A-1	2008/09-1	Wet	11/26/2008	12/16/2008	PCB	PCB 206	n/a	<	0.001	µg/L	EPA 625m	0.001	0.005	CRG	
A-1	2008/09-1	Wet	11/26/2008	12/16/2008	PCB	PCB 209	n/a	<	0.001	µg/L	EPA 625m	0.001	0.005	CRG	
A-1	2008/09-1	Wet	11/26/2008	12/9/2008	Pesticide	2,4,5-T	n/a	<	0.5	µg/L	EPA 8151A	0.5	0.5	Calscience	
A-1	2008/09-1	Wet	11/26/2008	12/9/2008	Pesticide	2,4,5-TP (Silvex)	n/a	<	0.5	µg/L	EPA 8151A	0.5	0.5	Calscience	
A-1	2008/09-1	Wet	11/26/2008	12/9/2008	Pesticide	2,4-D	n/a	<	5	µg/L	EPA 8151A	5	5	Calscience	
A-1	2008/09-1	Wet	11/26/2008	12/9/2008	Pesticide	2,4-DB	n/a	<	5	µg/L	EPA 8151A	5	5	Calscience	
A-1	2008/09-1	Wet	11/26/2008	12/16/2008	Pesticide	2,4'-DDD	n/a	=	0.0128	µg/L	EPA 625m	0.001	0.005	CRG	EST-LD, EST-FD
A-1	2008/09-1	Wet	11/26/2008	12/16/2008	Pesticide	2,4'-DDE	n/a	DNQ	0.0026	µg/L	EPA 625m	0.001	0.005	CRG	EST-LD, EST-FD
A-1	2008/09-1	Wet	11/26/2008	12/16/2008	Pesticide	2,4'-DDT	n/a	=	0.0188	µg/L	EPA 625m	0.001	0.005	CRG	EST-LD, EST-FD
A-1	2008/09-1	Wet	11/26/2008	12/16/2008	Pesticide	4,4'-DDD	n/a	=	0.0376	µg/L	EPA 625m	0.001	0.005	CRG	HB-MSR, EST-LD, EST-FD
A-1	2008/09-1	Wet	11/26/2008	12/16/2008	Pesticide	4,4'-DDE	n/a	=	0.196	µg/L	EPA 625m	0.001	0.005	CRG	HB-MSR, EST-LD, EST-FD, EST-MSRPD
A-1	2008/09-1	Wet	11/26/2008	12/16/2008	Pesticide	4,4'-DDT	n/a	=	0.0701	µg/L	EPA 625m	0.001	0.005	CRG	EST-LD, EST-FD
A-1	2008/09-1	Wet	11/26/2008	12/16/2008	Pesticide	Aldrin	n/a	<	0.001	µg/L	EPA 625m	0.001	0.005	CRG	
A-1	2008/09-1	Wet	11/26/2008	12/16/2008	Pesticide	BHC-alpha	n/a	<	0.001	µg/L	EPA 625m	0.001	0.005	CRG	
A-1	2008/09-1	Wet	11/26/2008	12/16/2008	Pesticide	BHC-beta	n/a	<	0.001	µg/L	EPA 625m	0.001	0.005	CRG	
A-1	2008/09-1	Wet	11/26/2008	12/16/2008	Pesticide	BHC-delta	n/a	<	0.001	µg/L	EPA 625m	0.001	0.005	CRG	
A-1	2008/09-1	Wet	11/26/2008	12/16/2008	Pesticide	BHC-gamma (Lindane)	n/a	<	0.001	µg/L	EPA 625m	0.001	0.005	CRG	
A-1	2008/09-1	Wet	11/26/2008	12/16/2008	Pesticide	Bolstar	n/a	<	0.002	µg/L	EPA 625m	0.002	0.004	CRG	
A-1	2008/09-1	Wet	11/26/2008	12/16/2008	Pesticide	Chlordane-alpha	n/a	DNQ	0.0037	µg/L	EPA 625m	0.001	0.005	CRG	
A-1	2008/09-1	Wet	11/26/2008	12/16/2008	Pesticide	Chlordane-gamma	n/a	DNQ	0.0013	µg/L	EPA 625m	0.001	0.005	CRG	EST-LD, EST-FD
A-1	2008/09-1	Wet	11/26/2008	12/16/2008	Pesticide	Chlorpyrifos	n/a	=	0.0865	µg/L	EPA 625m	0.001	0.002	CRG	EST-LD
A-1	2008/09-1	Wet	11/26/2008	12/16/2008	Pesticide	cis-Nonachlor	n/a	<	0.001	µg/L	EPA 625m	0.001	0.005	CRG	
A-1	2008/09-1	Wet	11/26/2008	12/9/2008	Pesticide	Dalapon	n/a	=	13	µg/L	EPA 8151A	13	13	Calscience	
A-1	2008/09-1	Wet	11/26/2008	12/16/2008	Pesticide	DCPA (Dacthal)	n/a	=	0.0548	µg/L	EPA 625m	0.005	0.01	CRG	
A-1	2008/09-1	Wet	11/26/2008	12/16/2008	Pesticide	Demeton (Total)	n/a	<	0.001	µg/L	EPA 625m	0.001	0.002	CRG	EST-MSRPD
A-1	2008/09-1	Wet	11/26/2008	12/16/2008	Pesticide	Diazinon	n/a	<	0.002	µg/L	EPA 625m	0.002	0.004	CRG	
A-1	2008/09-1	Wet	11/26/2008	12/9/2008	Pesticide	Dicamba	n/a	<	0.5	µg/L	EPA 8151A	0.5	0.5	Calscience	
A-1	2008/09-1	Wet	11/26/2008	12/9/2008	Pesticide	Dichlorprop	n/a	<	5	µg/L	EPA 8151A	5	5	Calscience	
A-1	2008/09-1	Wet	11/26/2008	12/16/2008	Pesticide	Dichlorvos	n/a	<	0.003	µg/L	EPA 625m	0.003	0.006	CRG	
A-1	2008/09-1	Wet	11/26/2008	12/16/2008	Pesticide	Dieldrin	n/a	<	0.001	µg/L	EPA 625m	0.001	0.005	CRG	
A-1	2008/09-1	Wet	11/26/2008	12/16/2008	Pesticide	Dimethoate	n/a	<	0.003	µg/L	EPA 625m	0.003	0.006	CRG	
A-1	2008/09-1	Wet	11/26/2008	12/9/2008	Pesticide	Dinoseb	n/a	<	2.5	µg/L	EPA 8151A	2.5	2.5	Calscience	
A-1	2008/09-1	Wet	11/26/2008	12/16/2008	Pesticide	Disulfoton	n/a	<	0.001	µg/L	EPA 625m	0.001	0.002	CRG	EST-MSRPD
A-1	2008/09-1	Wet	11/26/2008	12/16/2008	Pesticide	Endosulfan sulfate	n/a	<	0.001	µg/L	EPA 625m	0.001	0.005	CRG	
A-1	2008/09-1	Wet	11/26/2008	12/16/2008	Pesticide	Endosulfan-I	n/a	<	0.001	µg/L	EPA 625m	0.001	0.005	CRG	
A-1	2008/09-1	Wet	11/26/2008	12/16/2008	Pesticide	Endosulfan-II	n/a	<	0.001	µg/L	EPA 625m	0.001	0.005	CRG	
A-1	2008/09-1	Wet	11/26/2008	12/16/2008	Pesticide	Endrin	n/a	<	0.001	µg/L	EPA 625m	0.001	0.005	CRG	
A-1	2008/09-1	Wet	11/26/2008	12/16/2008	Pesticide	Endrin aldehyde	n/a	<	0.001	µg/L	EPA 625m	0.001	0.005	CRG	
A-1	2008/09-1	Wet	11/26/2008	12/16/2008	Pesticide	Endrin ketone	n/a	<	0.001	µg/L	EPA 625m	0.001	0.005	CRG	
A-1	2008/09-1	Wet	11/26/2008	12/16/2008	Pesticide	Ethoprop	n/a	<	0.001	µg/L	EPA 625m	0.001	0.002	CRG	
A-1	2008/09-1	Wet	11/26/2008	12/16/2008	Pesticide	Fenchlorophos (Ronnel)	n/a	<	0.002	µg/L	EPA 625m	0.002	0.004	CRG	
A-1	2008/09-1	Wet	11/26/2008	12/16/2008	Pesticide	Fensulfothion	n/a	<	0.001	µg/L	EPA 625m	0.001	0.002	CRG	
A-1	2008/09-1	Wet	11/26/2008	12/16/2008	Pesticide	Fenthion	n/a	<	0.002	µg/L	EPA 625m	0.002	0.004	CRG	
A-1	2008/09-1	Wet	11/26/2008	12/9/2008	Pesticide	Glyphosate	n/a	=	89	µg/L	EPA 547	3.6	10	WL	
A-1	2008/09-1	Wet	11/26/2008	12/16/2008	Pesticide	Heptachlor	n/a	<	0.001	µg/L	EPA 625m	0.001	0.005	CRG	
A-1	2008/09-1	Wet	11/26/2008	12/16/2008	Pesticide	Heptachlor epoxide	n/a	<	0.001	µg/L	EPA 625m	0.001	0.005	CRG	
A-1	2008/09-1	Wet	11/26/2008	12/16/2008	Pesticide	Malathion	n/a	=	0.6449	µg/L	EPA 625m	0.003	0.006	CRG	EST-LD, EST-FD
A-1	2008/09-1	Wet	11/26/2008	12/9/2008	Pesticide	MCPA	n/a	<	500	µg/L	EPA 8151A	500	500	Calscience	
A-1	2008/09-1	Wet	11/26/2008	12/9/2008	Pesticide	MCPD	n/a	<	500	µg/L	EPA 8151A	500	500	Calscience	

Appendix F
2008/09 Laboratory Environmental Analysis Results

Site ID	Event ID	Event Type	Sample Date	Analysis Date	Classification	Constituent	Fraction	Sign	Result	Units	Method	MDL	RL	Analyzing Lab	Program Qualification
A-1	2008/09-1	Wet	11/26/2008	12/16/2008	Pesticide	Merphos	n/a	<	0.001	µg/L	EPA 625m	0.001	0.002	CRG	
A-1	2008/09-1	Wet	11/26/2008	12/16/2008	Pesticide	Methamidophos	n/a	<	0.05	µg/L	EPA 625m	0.05	0.1	CRG	
A-1	2008/09-1	Wet	11/26/2008	12/16/2008	Pesticide	Methoxychlor	n/a	<	0.001	µg/L	EPA 625m	0.001	0.005	CRG	
A-1	2008/09-1	Wet	11/26/2008	12/16/2008	Pesticide	Methyl parathion	n/a	<	0.001	µg/L	EPA 625m	0.001	0.002	CRG	
A-1	2008/09-1	Wet	11/26/2008	12/16/2008	Pesticide	Mevinphos	n/a	<	0.008	µg/L	EPA 625m	0.008	0.016	CRG	
A-1	2008/09-1	Wet	11/26/2008	12/16/2008	Pesticide	Mirex	n/a	<	0.001	µg/L	EPA 625m	0.001	0.005	CRG	
A-1	2008/09-1	Wet	11/26/2008	12/16/2008	Pesticide	Oxychlorane	n/a	<	0.001	µg/L	EPA 625m	0.001	0.005	CRG	
A-1	2008/09-1	Wet	11/26/2008	12/16/2008	Pesticide	Phorate	n/a	<	0.006	µg/L	EPA 625m	0.006	0.012	CRG	
A-1	2008/09-1	Wet	11/26/2008	12/16/2008	Pesticide	Tetrachlorovinphos (Stirofos)	n/a	<	0.002	µg/L	EPA 625m	0.002	0.004	CRG	
A-1	2008/09-1	Wet	11/26/2008	12/16/2008	Pesticide	Tokuthion	n/a	<	0.003	µg/L	EPA 625m	0.003	0.006	CRG	
A-1	2008/09-1	Wet	11/26/2008	12/19/2008	Pesticide	Toxaphene	n/a	=	1.1476	µg/L	EPA 625m	0.01	0.05	CRG	HB-MSR, EST-LD, EST-FD, EST-MSRPD
A-1	2008/09-1	Wet	11/26/2008	12/16/2008	Pesticide	trans-Nonachlor	n/a	<	0.001	µg/L	EPA 625m	0.001	0.005	CRG	EST-LD, EST-FD
A-1	2008/09-1	Wet	11/26/2008	12/16/2008	Pesticide	Trichloronate	n/a	<	0.001	µg/L	EPA 625m	0.001	0.002	CRG	
ME-CC	2008/09-1	Wet	11/26/2008	12/9/2008	Anion	Bromide	n/a	=	0.326	mg/L	EPA 300.0	0.001	0.005	CRG	
ME-CC	2008/09-1	Wet	11/26/2008	12/8/2008	Anion	Chloride	n/a	=	98.76	mg/L	EPA 300.0	0.01	0.05	CRG	
ME-CC	2008/09-1	Wet	11/26/2008	12/3/2008	Anion	Perchlorate	n/a	<	0.36	µg/L	EPA 314.0	0.36	2	Calscience	
ME-CC	2008/09-1	Wet	11/26/2008	11/27/2008	Bacteriological	E. Coli	n/a	=	16160	MPN/100 mL	MMO-MUG	100	100	VCHCA	
ME-CC	2008/09-1	Wet	11/26/2008	11/27/2008	Bacteriological	Enterococcus	n/a	=	20050	MPN/100 mL	Enterolert	100	100	VCHCA	
ME-CC	2008/09-1	Wet	11/26/2008	11/30/2008	Bacteriological	Fecal Coliform	n/a	=	16000	MPN/100 mL	SM 9221 E	2	2	VCHCA	
ME-CC	2008/09-1	Wet	11/26/2008	11/27/2008	Bacteriological	Total Coliform	n/a	=	1732900	MPN/100 mL	MMO-MUG	1000	1000	VCHCA	
ME-CC	2008/09-1	Wet	11/26/2008	11/26/2008	Conventional	BOD	n/a	<	2	mg/L	SM 5210 B	2	2	CRG	
ME-CC	2008/09-1	Wet	11/26/2008	11/26/2008	Conventional	Conductivity	n/a	=	812	µmhos/cm	SM 2510	1	1	CRG	
ME-CC	2008/09-1	Wet	11/26/2008	12/14/2008	Conventional	Hardness as CaCO3	Total	=	184.7	mg/L	SM 2340 B	1	5	CRG	
ME-CC	2008/09-1	Wet	11/26/2008	11/26/2008	Conventional	pH	n/a	=	7.6	pH Units	SM 4500H+	0.1	0.1	CRG	
ME-CC	2008/09-1	Wet	11/26/2008	12/1/2008	Conventional	Total Dissolved Solids	n/a	=	348	mg/L	SM 2540 C	0.1	5	CRG	
ME-CC	2008/09-1	Wet	11/26/2008	12/18/2008	Conventional	Total Organic Carbon	n/a	=	13	mg/L	SM 5310 B	0.1	0.2	CRG	
ME-CC	2008/09-1	Wet	11/26/2008	12/1/2008	Conventional	Total Suspended Solids	n/a	=	924	mg/L	SM 2540 D	0.5	5	CRG	
ME-CC	2008/09-1	Wet	11/26/2008	11/26/2008	Conventional	Turbidity	n/a	=	510	NTU	EPA 180.1	1	2	CRG	
ME-CC	2008/09-1	Wet	11/26/2008	12/10/2008	Hydrocarbon	Oil and Grease	n/a	DNQ	2.8	mg/L	EPA 1664A	1	5	CRG	
ME-CC	2008/09-1	Wet	11/26/2008	12/10/2008	Hydrocarbon	TRPH	n/a	<	1	mg/L	EPA 1664	1	5	CRG	
ME-CC	2008/09-1	Wet	11/26/2008	12/14/2008	Metal	Aluminum	Dissolved	DNQ	8	µg/L	EPA 200.8m	5	10	CRG	
ME-CC	2008/09-1	Wet	11/26/2008	12/14/2008	Metal	Aluminum	Total	=	6594	µg/L	EPA 200.8m	5	10	CRG	
ME-CC	2008/09-1	Wet	11/26/2008	12/14/2008	Metal	Arsenic	Dissolved	=	3.8	µg/L	EPA 200.8m	0.2	0.5	CRG	
ME-CC	2008/09-1	Wet	11/26/2008	12/14/2008	Metal	Arsenic	Total	=	6.4	µg/L	EPA 200.8m	0.2	0.5	CRG	
ME-CC	2008/09-1	Wet	11/26/2008	12/14/2008	Metal	Cadmium	Dissolved	<	0.2	µg/L	EPA 200.8m	0.2	0.4	CRG	
ME-CC	2008/09-1	Wet	11/26/2008	12/14/2008	Metal	Cadmium	Total	=	1.5	µg/L	EPA 200.8m	0.2	0.4	CRG	
ME-CC	2008/09-1	Wet	11/26/2008	12/14/2008	Metal	Chromium	Dissolved	DNQ	0.3	µg/L	EPA 200.8m	0.1	0.5	CRG	
ME-CC	2008/09-1	Wet	11/26/2008	12/14/2008	Metal	Chromium	Total	=	26.3	µg/L	EPA 200.8m	0.1	0.5	CRG	
ME-CC	2008/09-1	Wet	11/26/2008	12/11/2008	Metal	Chromium VI	Total	DNQ	5	µg/L	SM 3500-Cr D	5	10	CRG	
ME-CC	2008/09-1	Wet	11/26/2008	12/14/2008	Metal	Copper	Dissolved	=	2.4	µg/L	EPA 200.8m	0.4	0.8	CRG	
ME-CC	2008/09-1	Wet	11/26/2008	12/14/2008	Metal	Copper	Total	=	66.6	µg/L	EPA 200.8m	0.4	0.8	CRG	
ME-CC	2008/09-1	Wet	11/26/2008	12/14/2008	Metal	Lead	Dissolved	DNQ	0.08	µg/L	EPA 200.8m	0.05	0.1	CRG	
ME-CC	2008/09-1	Wet	11/26/2008	12/14/2008	Metal	Lead	Total	=	18.73	µg/L	EPA 200.8m	0.05	0.1	CRG	
ME-CC	2008/09-1	Wet	11/26/2008	12/11/2008	Metal	Mercury	Dissolved	=	1.8	ng/L	EPA 1631Em	0.5	1	CRG	
ME-CC	2008/09-1	Wet	11/26/2008	12/11/2008	Metal	Mercury	Total	=	23.1	ng/L	EPA 1631Em	0.5	1	CRG	
ME-CC	2008/09-1	Wet	11/26/2008	12/14/2008	Metal	Nickel	Dissolved	=	4.7	µg/L	EPA 200.8m	0.2	0.5	CRG	
ME-CC	2008/09-1	Wet	11/26/2008	12/14/2008	Metal	Nickel	Total	=	44.4	µg/L	EPA 200.8m	0.2	0.5	CRG	
ME-CC	2008/09-1	Wet	11/26/2008	12/14/2008	Metal	Selenium	Dissolved	=	1.5	µg/L	EPA 200.8m	0.2	0.5	CRG	
ME-CC	2008/09-1	Wet	11/26/2008	12/14/2008	Metal	Selenium	Total	=	1.2	µg/L	EPA 200.8m	0.2	0.5	CRG	
ME-CC	2008/09-1	Wet	11/26/2008	12/14/2008	Metal	Silver	Dissolved	<	0.5	µg/L	EPA 200.8m	0.5	1	CRG	
ME-CC	2008/09-1	Wet	11/26/2008	12/14/2008	Metal	Silver	Total	<	0.5	µg/L	EPA 200.8m	0.5	1	CRG	
ME-CC	2008/09-1	Wet	11/26/2008	12/14/2008	Metal	Thallium	Dissolved	<	0.1	µg/L	EPA 200.8m	0.1	0.5	CRG	
ME-CC	2008/09-1	Wet	11/26/2008	12/14/2008	Metal	Thallium	Total	<	0.1	µg/L	EPA 200.8m	0.1	0.5	CRG	
ME-CC	2008/09-1	Wet	11/26/2008	12/14/2008	Metal	Zinc	Dissolved	=	13	µg/L	EPA 200.8m	0.1	0.5	CRG	
ME-CC	2008/09-1	Wet	11/26/2008	12/14/2008	Metal	Zinc	Total	=	179	µg/L	EPA 200.8m	0.1	0.5	CRG	
ME-CC	2008/09-1	Wet	11/26/2008	12/9/2008	Nutrient	Ammonia as N	n/a	=	0.9	mg/L	SM 4500-NH3 F	0.03	0.03	CRG	

Appendix F
2008/09 Laboratory Environmental Analysis Results

Site ID	Event ID	Event Type	Sample Date	Analysis Date	Classification	Constituent	Fraction	Sign	Result	Units	Method	MDL	RL	Analyzing Lab	Program Qualification
ME-CC	2008/09-1	Wet	11/26/2008	11/27/2008	Nutrient	Nitrate as N	n/a	=	3.92	mg/L	EPA 300.0	0.01	0.05	CRG	
ME-CC	2008/09-1	Wet	11/26/2008	11/27/2008	Nutrient	Nitrite as N	n/a	=	0.08	mg/L	EPA 300.0	0.01	0.05	CRG	
ME-CC	2008/09-1	Wet	11/26/2008	11/27/2008	Nutrient	Orthophosphate as P (Diss)	n/a	=	0.3485	mg/L	EPA 300.0	0.0075	0.01	CRG	
ME-CC	2008/09-1	Wet	11/26/2008	12/22/2008	Nutrient	TKN	n/a	=	0.07	mg/L	EPA 351.1	0.05	0.05	TA	
ME-CC	2008/09-1	Wet	11/26/2008	11/26/2008	Nutrient	Total Phosphorus	Dissolved	=	1.056	mg/L	SM 4500-P E	0.016	0.05	CRG	
ME-CC	2008/09-1	Wet	11/26/2008	12/1/2008	Nutrient	Total Phosphorus	Total	=	3.726	mg/L	SM 4500-P E	0.016	0.05	CRG	
ME-CC	2008/09-1	Wet	11/26/2008	12/16/2008	Organic	1,2,4-Trichlorobenzene	n/a	<	0.01	µg/L	EPA 625m	0.01	0.05	CRG	
ME-CC	2008/09-1	Wet	11/26/2008	12/16/2008	Organic	1,2-Dichlorobenzene	n/a	<	0.01	µg/L	EPA 625m	0.01	0.05	CRG	
ME-CC	2008/09-1	Wet	11/26/2008	12/16/2008	Organic	1,3-Dichlorobenzene	n/a	<	0.01	µg/L	EPA 625m	0.01	0.05	CRG	
ME-CC	2008/09-1	Wet	11/26/2008	12/16/2008	Organic	1,4-Dichlorobenzene	n/a	<	0.01	µg/L	EPA 625m	0.01	0.05	CRG	
ME-CC	2008/09-1	Wet	11/26/2008	12/16/2008	Organic	1-Methylnaphthalene	n/a	DNQ	0.0036	µg/L	EPA 625m	0.001	0.005	CRG	
ME-CC	2008/09-1	Wet	11/26/2008	12/16/2008	Organic	1-Methylphenanthrene	n/a	<	0.001	µg/L	EPA 625m	0.001	0.005	CRG	
ME-CC	2008/09-1	Wet	11/26/2008	12/16/2008	Organic	2,3,5-Trimethylnaphthalene	n/a	<	0.001	µg/L	EPA 625m	0.001	0.005	CRG	
ME-CC	2008/09-1	Wet	11/26/2008	12/16/2008	Organic	2,4,6-Trichlorophenol	n/a	<	0.05	µg/L	EPA 625m	0.05	0.1	CRG	
ME-CC	2008/09-1	Wet	11/26/2008	12/16/2008	Organic	2,4-Dichlorophenol	n/a	<	0.05	µg/L	EPA 625m	0.05	0.1	CRG	
ME-CC	2008/09-1	Wet	11/26/2008	12/16/2008	Organic	2,4-Dimethylphenol	n/a	<	0.1	µg/L	EPA 625m	0.1	0.2	CRG	
ME-CC	2008/09-1	Wet	11/26/2008	12/16/2008	Organic	2,4-Dinitrophenol	n/a	=	0.62	µg/L	EPA 625m	0.1	0.2	CRG	
ME-CC	2008/09-1	Wet	11/26/2008	12/16/2008	Organic	2,4-Dinitrotoluene	n/a	<	0.05	µg/L	EPA 625m	0.05	0.1	CRG	
ME-CC	2008/09-1	Wet	11/26/2008	12/16/2008	Organic	2,6-Dimethylnaphthalene	n/a	DNQ	0.0043	µg/L	EPA 625m	0.001	0.005	CRG	
ME-CC	2008/09-1	Wet	11/26/2008	12/16/2008	Organic	2,6-Dinitrotoluene	n/a	<	0.05	µg/L	EPA 625m	0.05	0.1	CRG	
ME-CC	2008/09-1	Wet	11/26/2008	12/16/2008	Organic	2-Chloronaphthalene	n/a	<	0.05	µg/L	EPA 625m	0.05	0.1	CRG	
ME-CC	2008/09-1	Wet	11/26/2008	12/16/2008	Organic	2-Chlorophenol	n/a	<	0.05	µg/L	EPA 625m	0.05	0.1	CRG	
ME-CC	2008/09-1	Wet	11/26/2008	12/16/2008	Organic	2-Methyl-4,6-dinitrophenol	n/a	=	0.248	µg/L	EPA 625m	0.1	0.2	CRG	
ME-CC	2008/09-1	Wet	11/26/2008	12/16/2008	Organic	2-Methylnaphthalene	n/a	=	0.0176	µg/L	EPA 625m	0.001	0.005	CRG	
ME-CC	2008/09-1	Wet	11/26/2008	12/16/2008	Organic	2-Nitrophenol	n/a	<	0.1	µg/L	EPA 625m	0.1	0.2	CRG	
ME-CC	2008/09-1	Wet	11/26/2008	12/16/2008	Organic	3,3'-Dichlorobenzidine	n/a	<	0.05	µg/L	EPA 625m	0.05	0.1	CRG	
ME-CC	2008/09-1	Wet	11/26/2008	12/16/2008	Organic	4-Bromophenyl phenyl ether	n/a	<	0.05	µg/L	EPA 625m	0.05	0.1	CRG	
ME-CC	2008/09-1	Wet	11/26/2008	12/16/2008	Organic	4-Chloro-3-methylphenol	n/a	<	0.1	µg/L	EPA 625m	0.1	0.2	CRG	
ME-CC	2008/09-1	Wet	11/26/2008	12/16/2008	Organic	4-Chlorophenyl phenyl ether	n/a	<	0.05	µg/L	EPA 625m	0.05	0.1	CRG	
ME-CC	2008/09-1	Wet	11/26/2008	12/16/2008	Organic	4-Nitrophenol	n/a	DNQ	0.118	µg/L	EPA 625m	0.1	0.2	CRG	
ME-CC	2008/09-1	Wet	11/26/2008	12/16/2008	Organic	Acenaphthene	n/a	=	0.0083	µg/L	EPA 625m	0.001	0.005	CRG	
ME-CC	2008/09-1	Wet	11/26/2008	12/16/2008	Organic	Acenaphthylene	n/a	<	0.001	µg/L	EPA 625m	0.001	0.005	CRG	
ME-CC	2008/09-1	Wet	11/26/2008	12/16/2008	Organic	Anthracene	n/a	<	0.001	µg/L	EPA 625m	0.001	0.005	CRG	
ME-CC	2008/09-1	Wet	11/26/2008	12/16/2008	Organic	Azobenzene	n/a	<	0.05	µg/L	EPA 625m	0.05	0.1	CRG	
ME-CC	2008/09-1	Wet	11/26/2008	12/16/2008	Organic	Benzidine	n/a	<	0.05	µg/L	EPA 625m	0.05	0.1	CRG	
ME-CC	2008/09-1	Wet	11/26/2008	12/16/2008	Organic	Benzo(a)anthracene	n/a	DNQ	0.0049	µg/L	EPA 625m	0.001	0.005	CRG	
ME-CC	2008/09-1	Wet	11/26/2008	12/16/2008	Organic	Benzo(a)pyrene	n/a	=	0.013	µg/L	EPA 625m	0.001	0.005	CRG	
ME-CC	2008/09-1	Wet	11/26/2008	12/16/2008	Organic	Benzo(b)fluoranthene	n/a	=	0.012	µg/L	EPA 625m	0.001	0.005	CRG	
ME-CC	2008/09-1	Wet	11/26/2008	12/16/2008	Organic	Benzo(e)pyrene	n/a	=	0.0181	µg/L	EPA 625m	0.001	0.005	CRG	
ME-CC	2008/09-1	Wet	11/26/2008	12/16/2008	Organic	Benzo(g,h,i)perylene	n/a	=	0.03	µg/L	EPA 625m	0.001	0.005	CRG	
ME-CC	2008/09-1	Wet	11/26/2008	12/16/2008	Organic	Benzo(k)fluoranthene	n/a	<	0.001	µg/L	EPA 625m	0.001	0.005	CRG	
ME-CC	2008/09-1	Wet	11/26/2008	12/16/2008	Organic	Biphenyl	n/a	DNQ	0.0048	µg/L	EPA 625m	0.001	0.005	CRG	
ME-CC	2008/09-1	Wet	11/26/2008	12/16/2008	Organic	Bis(2-chloroethoxy)methane	n/a	<	0.05	µg/L	EPA 625m	0.05	0.1	CRG	
ME-CC	2008/09-1	Wet	11/26/2008	12/16/2008	Organic	Bis(2-chloroethyl)ether	n/a	<	0.05	µg/L	EPA 625m	0.05	0.1	CRG	
ME-CC	2008/09-1	Wet	11/26/2008	12/16/2008	Organic	Bis(2-chloroisopropyl)ether	n/a	<	0.05	µg/L	EPA 625m	0.05	0.1	CRG	
ME-CC	2008/09-1	Wet	11/26/2008	12/16/2008	Organic	Bis(2-ethylhexyl)phthalate	n/a	=	4.747	µg/L	EPA 625m	0.1	0.125	CRG	
ME-CC	2008/09-1	Wet	11/26/2008	12/16/2008	Organic	Butyl benzyl phthalate	n/a	=	0.493	µg/L	EPA 625m	0.025	0.05	CRG	
ME-CC	2008/09-1	Wet	11/26/2008	12/16/2008	Organic	Chrysene	n/a	=	0.0238	µg/L	EPA 625m	0.001	0.005	CRG	
ME-CC	2008/09-1	Wet	11/26/2008	12/16/2008	Organic	Dibenz(a,h)anthracene	n/a	<	0.001	µg/L	EPA 625m	0.001	0.005	CRG	
ME-CC	2008/09-1	Wet	11/26/2008	12/16/2008	Organic	Dibenzothiophene	n/a	<	0.001	µg/L	EPA 625m	0.001	0.005	CRG	
ME-CC	2008/09-1	Wet	11/26/2008	12/16/2008	Organic	Diethyl phthalate	n/a	=	0.456	µg/L	EPA 625m	0.1	0.125	CRG	
ME-CC	2008/09-1	Wet	11/26/2008	12/16/2008	Organic	Dimethyl phthalate	n/a	DNQ	0.062	µg/L	EPA 625m	0.05	0.075	CRG	
ME-CC	2008/09-1	Wet	11/26/2008	12/16/2008	Organic	Di-n-butylphthalate	n/a	=	0.181	µg/L	EPA 625m	0.075	0.1	CRG	
ME-CC	2008/09-1	Wet	11/26/2008	12/16/2008	Organic	Di-n-octylphthalate	n/a	=	0.281	µg/L	EPA 625m	0.01	0.02	CRG	
ME-CC	2008/09-1	Wet	11/26/2008	12/16/2008	Organic	Fluoranthene	n/a	=	0.0271	µg/L	EPA 625m	0.001	0.005	CRG	
ME-CC	2008/09-1	Wet	11/26/2008	12/16/2008	Organic	Fluorene	n/a	<	0.001	µg/L	EPA 625m	0.001	0.005	CRG	

Appendix F
2008/09 Laboratory Environmental Analysis Results

Site ID	Event ID	Event Type	Sample Date	Analysis Date	Classification	Constituent	Fraction	Sign	Result	Units	Method	MDL	RL	Analyzing Lab	Program Qualification
ME-CC	2008/09-1	Wet	11/26/2008	12/16/2008	Organic	Hexachlorobenzene	n/a	<	0.001	µg/L	EPA 625m	0.001	0.005	CRG	
ME-CC	2008/09-1	Wet	11/26/2008	12/16/2008	Organic	Hexachlorobutadiene	n/a	<	0.05	µg/L	EPA 625m	0.05	0.1	CRG	
ME-CC	2008/09-1	Wet	11/26/2008	12/16/2008	Organic	Hexachlorocyclopentadiene	n/a	<	0.05	µg/L	EPA 625m	0.05	0.1	CRG	
ME-CC	2008/09-1	Wet	11/26/2008	12/16/2008	Organic	Hexachloroethane	n/a	<	0.05	µg/L	EPA 625m	0.05	0.1	CRG	
ME-CC	2008/09-1	Wet	11/26/2008	12/16/2008	Organic	Indeno(1,2,3-cd)pyrene	n/a	=	0.0245	µg/L	EPA 625m	0.001	0.005	CRG	
ME-CC	2008/09-1	Wet	11/26/2008	12/16/2008	Organic	Isophorone	n/a	<	0.05	µg/L	EPA 625m	0.05	0.1	CRG	
ME-CC	2008/09-1	Wet	11/26/2008	12/16/2008	Organic	Naphthalene	n/a	=	0.0489	µg/L	EPA 625m	0.001	0.005	CRG	
ME-CC	2008/09-1	Wet	11/26/2008	12/16/2008	Organic	Nitrobenzene	n/a	<	0.05	µg/L	EPA 625m	0.05	0.1	CRG	
ME-CC	2008/09-1	Wet	11/26/2008	12/16/2008	Organic	N-Nitrosodimethylamine	n/a	<	0.05	µg/L	EPA 625m	0.05	0.1	CRG	
ME-CC	2008/09-1	Wet	11/26/2008	12/16/2008	Organic	N-Nitrosodi-N-propylamine	n/a	<	0.05	µg/L	EPA 625m	0.05	0.1	CRG	
ME-CC	2008/09-1	Wet	11/26/2008	12/16/2008	Organic	N-Nitrosodiphenylamine	n/a	<	0.05	µg/L	EPA 625m	0.05	0.1	CRG	
ME-CC	2008/09-1	Wet	11/26/2008	12/16/2008	Organic	Pentachlorophenol	n/a	<	0.05	µg/L	EPA 625m	0.05	0.1	CRG	
ME-CC	2008/09-1	Wet	11/26/2008	12/16/2008	Organic	Pyrene	n/a	=	0.0068	µg/L	EPA 625m	0.001	0.005	CRG	
ME-CC	2008/09-1	Wet	11/26/2008	12/16/2008	Organic	Phenanthrene	n/a	=	0.0121	µg/L	EPA 625m	0.001	0.005	CRG	
ME-CC	2008/09-1	Wet	11/26/2008	12/16/2008	Organic	Phenol	n/a	=	0.821	µg/L	EPA 625m	0.1	0.2	CRG	
ME-CC	2008/09-1	Wet	11/26/2008	12/16/2008	Organic	Pyrene	n/a	=	0.0268	µg/L	EPA 625m	0.001	0.005	CRG	
ME-CC	2008/09-1	Wet	11/26/2008	12/16/2008	PCB	Aroclor 1016	n/a	<	0.01	µg/L	EPA 625m	0.01	0.02	CRG	
ME-CC	2008/09-1	Wet	11/26/2008	12/16/2008	PCB	Aroclor 1221	n/a	<	0.01	µg/L	EPA 625m	0.01	0.02	CRG	
ME-CC	2008/09-1	Wet	11/26/2008	12/16/2008	PCB	Aroclor 1232	n/a	<	0.01	µg/L	EPA 625m	0.01	0.02	CRG	
ME-CC	2008/09-1	Wet	11/26/2008	12/16/2008	PCB	Aroclor 1242	n/a	<	0.01	µg/L	EPA 625m	0.01	0.02	CRG	
ME-CC	2008/09-1	Wet	11/26/2008	12/16/2008	PCB	Aroclor 1248	n/a	<	0.01	µg/L	EPA 625m	0.01	0.02	CRG	
ME-CC	2008/09-1	Wet	11/26/2008	12/16/2008	PCB	Aroclor 1254	n/a	<	0.01	µg/L	EPA 625m	0.01	0.02	CRG	
ME-CC	2008/09-1	Wet	11/26/2008	12/16/2008	PCB	Aroclor 1260	n/a	<	0.01	µg/L	EPA 625m	0.01	0.02	CRG	
ME-CC	2008/09-1	Wet	11/26/2008	12/16/2008	PCB	PCB 003	n/a	<	0.001	µg/L	EPA 625m	0.001	0.005	CRG	
ME-CC	2008/09-1	Wet	11/26/2008	12/16/2008	PCB	PCB 008	n/a	<	0.001	µg/L	EPA 625m	0.001	0.005	CRG	
ME-CC	2008/09-1	Wet	11/26/2008	12/16/2008	PCB	PCB 018	n/a	<	0.001	µg/L	EPA 625m	0.001	0.005	CRG	
ME-CC	2008/09-1	Wet	11/26/2008	12/16/2008	PCB	PCB 028	n/a	<	0.001	µg/L	EPA 625m	0.001	0.005	CRG	
ME-CC	2008/09-1	Wet	11/26/2008	12/16/2008	PCB	PCB 031	n/a	<	0.001	µg/L	EPA 625m	0.001	0.005	CRG	
ME-CC	2008/09-1	Wet	11/26/2008	12/16/2008	PCB	PCB 033	n/a	<	0.001	µg/L	EPA 625m	0.001	0.005	CRG	
ME-CC	2008/09-1	Wet	11/26/2008	12/16/2008	PCB	PCB 037	n/a	<	0.001	µg/L	EPA 625m	0.001	0.005	CRG	
ME-CC	2008/09-1	Wet	11/26/2008	12/16/2008	PCB	PCB 044	n/a	<	0.001	µg/L	EPA 625m	0.001	0.005	CRG	
ME-CC	2008/09-1	Wet	11/26/2008	12/16/2008	PCB	PCB 049	n/a	<	0.001	µg/L	EPA 625m	0.001	0.005	CRG	
ME-CC	2008/09-1	Wet	11/26/2008	12/16/2008	PCB	PCB 052	n/a	<	0.001	µg/L	EPA 625m	0.001	0.005	CRG	
ME-CC	2008/09-1	Wet	11/26/2008	12/16/2008	PCB	PCB 056 + 060	n/a	<	0.001	µg/L	EPA 625m	0.001	0.005	CRG	
ME-CC	2008/09-1	Wet	11/26/2008	12/16/2008	PCB	PCB 066	n/a	<	0.001	µg/L	EPA 625m	0.001	0.005	CRG	
ME-CC	2008/09-1	Wet	11/26/2008	12/16/2008	PCB	PCB 070	n/a	<	0.001	µg/L	EPA 625m	0.001	0.005	CRG	
ME-CC	2008/09-1	Wet	11/26/2008	12/16/2008	PCB	PCB 074	n/a	<	0.001	µg/L	EPA 625m	0.001	0.005	CRG	
ME-CC	2008/09-1	Wet	11/26/2008	12/16/2008	PCB	PCB 077	n/a	<	0.001	µg/L	EPA 625m	0.001	0.005	CRG	
ME-CC	2008/09-1	Wet	11/26/2008	12/16/2008	PCB	PCB 081	n/a	<	0.001	µg/L	EPA 625m	0.001	0.005	CRG	
ME-CC	2008/09-1	Wet	11/26/2008	12/16/2008	PCB	PCB 087	n/a	<	0.001	µg/L	EPA 625m	0.001	0.005	CRG	
ME-CC	2008/09-1	Wet	11/26/2008	12/16/2008	PCB	PCB 095	n/a	<	0.001	µg/L	EPA 625m	0.001	0.005	CRG	
ME-CC	2008/09-1	Wet	11/26/2008	12/16/2008	PCB	PCB 097	n/a	<	0.001	µg/L	EPA 625m	0.001	0.005	CRG	
ME-CC	2008/09-1	Wet	11/26/2008	12/16/2008	PCB	PCB 099	n/a	<	0.001	µg/L	EPA 625m	0.001	0.005	CRG	
ME-CC	2008/09-1	Wet	11/26/2008	12/16/2008	PCB	PCB 101	n/a	<	0.001	µg/L	EPA 625m	0.001	0.005	CRG	
ME-CC	2008/09-1	Wet	11/26/2008	12/16/2008	PCB	PCB 105	n/a	<	0.001	µg/L	EPA 625m	0.001	0.005	CRG	
ME-CC	2008/09-1	Wet	11/26/2008	12/16/2008	PCB	PCB 110	n/a	<	0.001	µg/L	EPA 625m	0.001	0.005	CRG	
ME-CC	2008/09-1	Wet	11/26/2008	12/16/2008	PCB	PCB 114	n/a	<	0.001	µg/L	EPA 625m	0.001	0.005	CRG	
ME-CC	2008/09-1	Wet	11/26/2008	12/16/2008	PCB	PCB 118	n/a	<	0.001	µg/L	EPA 625m	0.001	0.005	CRG	
ME-CC	2008/09-1	Wet	11/26/2008	12/16/2008	PCB	PCB 119	n/a	<	0.001	µg/L	EPA 625m	0.001	0.005	CRG	
ME-CC	2008/09-1	Wet	11/26/2008	12/16/2008	PCB	PCB 123	n/a	<	0.001	µg/L	EPA 625m	0.001	0.005	CRG	
ME-CC	2008/09-1	Wet	11/26/2008	12/16/2008	PCB	PCB 126	n/a	<	0.001	µg/L	EPA 625m	0.001	0.005	CRG	
ME-CC	2008/09-1	Wet	11/26/2008	12/16/2008	PCB	PCB 128	n/a	<	0.001	µg/L	EPA 625m	0.001	0.005	CRG	
ME-CC	2008/09-1	Wet	11/26/2008	12/16/2008	PCB	PCB 138	n/a	<	0.001	µg/L	EPA 625m	0.001	0.005	CRG	
ME-CC	2008/09-1	Wet	11/26/2008	12/16/2008	PCB	PCB 141	n/a	<	0.001	µg/L	EPA 625m	0.001	0.005	CRG	
ME-CC	2008/09-1	Wet	11/26/2008	12/16/2008	PCB	PCB 149	n/a	<	0.001	µg/L	EPA 625m	0.001	0.005	CRG	
ME-CC	2008/09-1	Wet	11/26/2008	12/16/2008	PCB	PCB 151	n/a	<	0.001	µg/L	EPA 625m	0.001	0.005	CRG	

Appendix F
2008/09 Laboratory Environmental Analysis Results

Site ID	Event ID	Event Type	Sample Date	Analysis Date	Classification	Constituent	Fraction	Sign	Result	Units	Method	MDL	RL	Analyzing Lab	Program Qualification
ME-CC	2008/09-1	Wet	11/26/2008	12/16/2008	PCB	PCB 153	n/a	<	0.001	µg/L	EPA 625m	0.001	0.005	CRG	
ME-CC	2008/09-1	Wet	11/26/2008	12/16/2008	PCB	PCB 156	n/a	<	0.001	µg/L	EPA 625m	0.001	0.005	CRG	
ME-CC	2008/09-1	Wet	11/26/2008	12/16/2008	PCB	PCB 157	n/a	<	0.001	µg/L	EPA 625m	0.001	0.005	CRG	
ME-CC	2008/09-1	Wet	11/26/2008	12/16/2008	PCB	PCB 158	n/a	<	0.001	µg/L	EPA 625m	0.001	0.005	CRG	
ME-CC	2008/09-1	Wet	11/26/2008	12/16/2008	PCB	PCB 167	n/a	<	0.001	µg/L	EPA 625m	0.001	0.005	CRG	
ME-CC	2008/09-1	Wet	11/26/2008	12/16/2008	PCB	PCB 168 + 132	n/a	<	0.001	µg/L	EPA 625m	0.001	0.005	CRG	
ME-CC	2008/09-1	Wet	11/26/2008	12/16/2008	PCB	PCB 169	n/a	<	0.001	µg/L	EPA 625m	0.001	0.005	CRG	
ME-CC	2008/09-1	Wet	11/26/2008	12/16/2008	PCB	PCB 170	n/a	<	0.001	µg/L	EPA 625m	0.001	0.005	CRG	
ME-CC	2008/09-1	Wet	11/26/2008	12/16/2008	PCB	PCB 174	n/a	<	0.001	µg/L	EPA 625m	0.001	0.005	CRG	
ME-CC	2008/09-1	Wet	11/26/2008	12/16/2008	PCB	PCB 177	n/a	<	0.001	µg/L	EPA 625m	0.001	0.005	CRG	
ME-CC	2008/09-1	Wet	11/26/2008	12/16/2008	PCB	PCB 180	n/a	<	0.001	µg/L	EPA 625m	0.001	0.005	CRG	
ME-CC	2008/09-1	Wet	11/26/2008	12/16/2008	PCB	PCB 183	n/a	<	0.001	µg/L	EPA 625m	0.001	0.005	CRG	
ME-CC	2008/09-1	Wet	11/26/2008	12/16/2008	PCB	PCB 187	n/a	<	0.001	µg/L	EPA 625m	0.001	0.005	CRG	
ME-CC	2008/09-1	Wet	11/26/2008	12/16/2008	PCB	PCB 189	n/a	<	0.001	µg/L	EPA 625m	0.001	0.005	CRG	
ME-CC	2008/09-1	Wet	11/26/2008	12/16/2008	PCB	PCB 194	n/a	<	0.001	µg/L	EPA 625m	0.001	0.005	CRG	
ME-CC	2008/09-1	Wet	11/26/2008	12/16/2008	PCB	PCB 195	n/a	<	0.001	µg/L	EPA 625m	0.001	0.005	CRG	
ME-CC	2008/09-1	Wet	11/26/2008	12/16/2008	PCB	PCB 200	n/a	<	0.001	µg/L	EPA 625m	0.001	0.005	CRG	
ME-CC	2008/09-1	Wet	11/26/2008	12/16/2008	PCB	PCB 201	n/a	<	0.001	µg/L	EPA 625m	0.001	0.005	CRG	
ME-CC	2008/09-1	Wet	11/26/2008	12/16/2008	PCB	PCB 203	n/a	<	0.001	µg/L	EPA 625m	0.001	0.005	CRG	
ME-CC	2008/09-1	Wet	11/26/2008	12/16/2008	PCB	PCB 206	n/a	<	0.001	µg/L	EPA 625m	0.001	0.005	CRG	
ME-CC	2008/09-1	Wet	11/26/2008	12/16/2008	PCB	PCB 209	n/a	<	0.001	µg/L	EPA 625m	0.001	0.005	CRG	
ME-CC	2008/09-1	Wet	11/26/2008	12/9/2008	Pesticide	2,4,5-T	n/a	<	0.71	µg/L	EPA 8151A	0.71	0.71	Calscience	
ME-CC	2008/09-1	Wet	11/26/2008	12/9/2008	Pesticide	2,4,5-TP (Silvex)	n/a	<	0.71	µg/L	EPA 8151A	0.71	0.71	Calscience	
ME-CC	2008/09-1	Wet	11/26/2008	12/9/2008	Pesticide	2,4-D	n/a	<	7.1	µg/L	EPA 8151A	7.1	7.1	Calscience	
ME-CC	2008/09-1	Wet	11/26/2008	12/9/2008	Pesticide	2,4-DB	n/a	<	7.1	µg/L	EPA 8151A	7.1	7.1	Calscience	
ME-CC	2008/09-1	Wet	11/26/2008	12/16/2008	Pesticide	2,4'-DDD	n/a	=	0.0108	µg/L	EPA 625m	0.001	0.005	CRG	
ME-CC	2008/09-1	Wet	11/26/2008	12/16/2008	Pesticide	2,4'-DDE	n/a	<	0.001	µg/L	EPA 625m	0.001	0.005	CRG	
ME-CC	2008/09-1	Wet	11/26/2008	12/16/2008	Pesticide	2,4'-DDT	n/a	<	0.001	µg/L	EPA 625m	0.001	0.005	CRG	
ME-CC	2008/09-1	Wet	11/26/2008	12/16/2008	Pesticide	4,4'-DDD	n/a	=	0.0312	µg/L	EPA 625m	0.001	0.005	CRG	
ME-CC	2008/09-1	Wet	11/26/2008	12/16/2008	Pesticide	4,4'-DDE	n/a	=	0.2455	µg/L	EPA 625m	0.001	0.005	CRG	
ME-CC	2008/09-1	Wet	11/26/2008	12/16/2008	Pesticide	4,4'-DDT	n/a	=	0.0212	µg/L	EPA 625m	0.001	0.005	CRG	
ME-CC	2008/09-1	Wet	11/26/2008	12/16/2008	Pesticide	Aldrin	n/a	<	0.001	µg/L	EPA 625m	0.001	0.005	CRG	
ME-CC	2008/09-1	Wet	11/26/2008	12/16/2008	Pesticide	BHC-alpha	n/a	<	0.001	µg/L	EPA 625m	0.001	0.005	CRG	
ME-CC	2008/09-1	Wet	11/26/2008	12/16/2008	Pesticide	BHC-beta	n/a	<	0.001	µg/L	EPA 625m	0.001	0.005	CRG	
ME-CC	2008/09-1	Wet	11/26/2008	12/16/2008	Pesticide	BHC-delta	n/a	<	0.001	µg/L	EPA 625m	0.001	0.005	CRG	
ME-CC	2008/09-1	Wet	11/26/2008	12/16/2008	Pesticide	BHC-gamma (Lindane)	n/a	<	0.001	µg/L	EPA 625m	0.001	0.005	CRG	
ME-CC	2008/09-1	Wet	11/26/2008	12/16/2008	Pesticide	Bolstar	n/a	<	0.002	µg/L	EPA 625m	0.002	0.004	CRG	
ME-CC	2008/09-1	Wet	11/26/2008	12/16/2008	Pesticide	Chlordane-alpha	n/a	=	0.0052	µg/L	EPA 625m	0.001	0.005	CRG	
ME-CC	2008/09-1	Wet	11/26/2008	12/16/2008	Pesticide	Chlordane-gamma	n/a	DNQ	0.0016	µg/L	EPA 625m	0.001	0.005	CRG	
ME-CC	2008/09-1	Wet	11/26/2008	12/16/2008	Pesticide	Chlorpyrifos	n/a	=	2.504	µg/L	EPA 625m	0.001	0.002	CRG	
ME-CC	2008/09-1	Wet	11/26/2008	12/16/2008	Pesticide	cis-Nonachlor	n/a	<	0.001	µg/L	EPA 625m	0.001	0.005	CRG	
ME-CC	2008/09-1	Wet	11/26/2008	12/9/2008	Pesticide	Dalapon	n/a	<	19	µg/L	EPA 8151A	19	19	Calscience	
ME-CC	2008/09-1	Wet	11/26/2008	12/16/2008	Pesticide	DCPA (Dacthal)	n/a	=	0.3408	µg/L	EPA 625m	0.005	0.01	CRG	
ME-CC	2008/09-1	Wet	11/26/2008	12/16/2008	Pesticide	Demeton (Total)	n/a	<	0.001	µg/L	EPA 625m	0.001	0.002	CRG	
ME-CC	2008/09-1	Wet	11/26/2008	12/16/2008	Pesticide	Diazinon	n/a	=	0.0285	µg/L	EPA 625m	0.002	0.004	CRG	
ME-CC	2008/09-1	Wet	11/26/2008	12/9/2008	Pesticide	Dicamba	n/a	<	0.71	µg/L	EPA 8151A	0.71	0.71	Calscience	
ME-CC	2008/09-1	Wet	11/26/2008	12/9/2008	Pesticide	Dichlorprop	n/a	<	7.1	µg/L	EPA 8151A	7.1	7.1	Calscience	
ME-CC	2008/09-1	Wet	11/26/2008	12/16/2008	Pesticide	Dichlorvos	n/a	<	0.003	µg/L	EPA 625m	0.003	0.006	CRG	
ME-CC	2008/09-1	Wet	11/26/2008	12/16/2008	Pesticide	Dieldrin	n/a	<	0.001	µg/L	EPA 625m	0.001	0.005	CRG	
ME-CC	2008/09-1	Wet	11/26/2008	12/16/2008	Pesticide	Dimethoate	n/a	<	0.003	µg/L	EPA 625m	0.003	0.006	CRG	
ME-CC	2008/09-1	Wet	11/26/2008	12/9/2008	Pesticide	Dinoseb	n/a	<	3.6	µg/L	EPA 8151A	3.6	3.6	Calscience	
ME-CC	2008/09-1	Wet	11/26/2008	12/16/2008	Pesticide	Disulfoton	n/a	<	0.001	µg/L	EPA 625m	0.001	0.002	CRG	
ME-CC	2008/09-1	Wet	11/26/2008	12/16/2008	Pesticide	Endosulfan sulfate	n/a	<	0.001	µg/L	EPA 625m	0.001	0.005	CRG	
ME-CC	2008/09-1	Wet	11/26/2008	12/16/2008	Pesticide	Endosulfan-I	n/a	<	0.001	µg/L	EPA 625m	0.001	0.005	CRG	
ME-CC	2008/09-1	Wet	11/26/2008	12/16/2008	Pesticide	Endosulfan-II	n/a	<	0.001	µg/L	EPA 625m	0.001	0.005	CRG	
ME-CC	2008/09-1	Wet	11/26/2008	12/16/2008	Pesticide	Endrin	n/a	<	0.001	µg/L	EPA 625m	0.001	0.005	CRG	

Appendix F
2008/09 Laboratory Environmental Analysis Results

Site ID	Event ID	Event Type	Sample Date	Analysis Date	Classification	Constituent	Fraction	Sign	Result	Units	Method	MDL	RL	Analyzing Lab	Program Qualification
ME-CC	2008/09-1	Wet	11/26/2008	12/16/2008	Pesticide	Endrin aldehyde	n/a	<	0.001	µg/L	EPA 625m	0.001	0.005	CRG	
ME-CC	2008/09-1	Wet	11/26/2008	12/16/2008	Pesticide	Endrin ketone	n/a	<	0.001	µg/L	EPA 625m	0.001	0.005	CRG	
ME-CC	2008/09-1	Wet	11/26/2008	12/16/2008	Pesticide	Ethoprop	n/a	<	0.001	µg/L	EPA 625m	0.001	0.002	CRG	
ME-CC	2008/09-1	Wet	11/26/2008	12/16/2008	Pesticide	Fenchlorophos (Ronnel)	n/a	<	0.002	µg/L	EPA 625m	0.002	0.004	CRG	
ME-CC	2008/09-1	Wet	11/26/2008	12/16/2008	Pesticide	Fensulfothion	n/a	<	0.001	µg/L	EPA 625m	0.001	0.002	CRG	
ME-CC	2008/09-1	Wet	11/26/2008	12/16/2008	Pesticide	Fenthion	n/a	<	0.002	µg/L	EPA 625m	0.002	0.004	CRG	
ME-CC	2008/09-1	Wet	11/26/2008	12/9/2008	Pesticide	Glyphosate	n/a	=	17	µg/L	EPA 547	1.8	5	WL	
ME-CC	2008/09-1	Wet	11/26/2008	12/16/2008	Pesticide	Heptachlor	n/a	<	0.001	µg/L	EPA 625m	0.001	0.005	CRG	
ME-CC	2008/09-1	Wet	11/26/2008	12/16/2008	Pesticide	Heptachlor epoxide	n/a	<	0.001	µg/L	EPA 625m	0.001	0.005	CRG	
ME-CC	2008/09-1	Wet	11/26/2008	12/16/2008	Pesticide	Malathion	n/a	=	0.3281	µg/L	EPA 625m	0.003	0.006	CRG	
ME-CC	2008/09-1	Wet	11/26/2008	12/9/2008	Pesticide	MCPA	n/a	<	710	µg/L	EPA 8151A	710	710	Calscience	
ME-CC	2008/09-1	Wet	11/26/2008	12/9/2008	Pesticide	MCPP	n/a	<	710	µg/L	EPA 8151A	710	710	Calscience	
ME-CC	2008/09-1	Wet	11/26/2008	12/16/2008	Pesticide	Merphos	n/a	<	0.001	µg/L	EPA 625m	0.001	0.002	CRG	
ME-CC	2008/09-1	Wet	11/26/2008	12/16/2008	Pesticide	Methamidophos	n/a	<	0.05	µg/L	EPA 625m	0.05	0.1	CRG	
ME-CC	2008/09-1	Wet	11/26/2008	12/16/2008	Pesticide	Methoxychlor	n/a	<	0.001	µg/L	EPA 625m	0.001	0.005	CRG	
ME-CC	2008/09-1	Wet	11/26/2008	12/16/2008	Pesticide	Methyl parathion	n/a	<	0.001	µg/L	EPA 625m	0.001	0.002	CRG	
ME-CC	2008/09-1	Wet	11/26/2008	12/16/2008	Pesticide	Mevinphos	n/a	<	0.008	µg/L	EPA 625m	0.008	0.016	CRG	
ME-CC	2008/09-1	Wet	11/26/2008	12/16/2008	Pesticide	Mirex	n/a	<	0.001	µg/L	EPA 625m	0.001	0.005	CRG	
ME-CC	2008/09-1	Wet	11/26/2008	12/16/2008	Pesticide	Oxychlorodane	n/a	<	0.001	µg/L	EPA 625m	0.001	0.005	CRG	
ME-CC	2008/09-1	Wet	11/26/2008	12/16/2008	Pesticide	Phorate	n/a	<	0.006	µg/L	EPA 625m	0.006	0.012	CRG	
ME-CC	2008/09-1	Wet	11/26/2008	12/16/2008	Pesticide	Tetrachlorovinphos (Stirofos)	n/a	<	0.002	µg/L	EPA 625m	0.002	0.004	CRG	
ME-CC	2008/09-1	Wet	11/26/2008	12/16/2008	Pesticide	Tokuthion	n/a	<	0.003	µg/L	EPA 625m	0.003	0.006	CRG	
ME-CC	2008/09-1	Wet	11/26/2008	12/19/2008	Pesticide	Toxaphene	n/a	=	0.3376	µg/L	EPA 625m	0.01	0.05	CRG	
ME-CC	2008/09-1	Wet	11/26/2008	12/16/2008	Pesticide	trans-Nonachlor	n/a	DNQ	0.0018	µg/L	EPA 625m	0.001	0.005	CRG	
ME-CC	2008/09-1	Wet	11/26/2008	12/16/2008	Pesticide	Trichloronate	n/a	<	0.001	µg/L	EPA 625m	0.001	0.002	CRG	
ME-CC	2008/09-2	Wet	12/15/2008	12/27/2008	Anion	Perchlorate	n/a	<	0.36	µg/L	EPA 314.0	0.36	2	Calscience	
ME-CC	2008/09-2	Wet	12/15/2008	12/16/2008	Bacteriological	E. Coli	n/a	=	12033	MPN/100 mL	MMO-MUG	10	10	VCHCA	
ME-CC	2008/09-2	Wet	12/15/2008	12/16/2008	Bacteriological	Enterococcus	n/a	=	32400	MPN/100 mL	Enterolert	1000	1000	VCHCA	
ME-CC	2008/09-2	Wet	12/15/2008	12/17/2008	Bacteriological	Fecal Coliform	n/a	=	24000	MPN/100 mL	SM 9221 E	2	2	VCHCA	
ME-CC	2008/09-2	Wet	12/15/2008	12/16/2008	Bacteriological	Total Coliform	n/a	=	721500	MPN/100 mL	MMO-MUG	1000	1000	VCHCA	
ME-CC	2008/09-2	Wet	12/15/2008	12/16/2008	Conventional	Conductivity	n/a	=	421	µmhos/cm	SM 2510	1	1	CRG	
ME-CC	2008/09-2	Wet	12/15/2008	12/17/2008	Conventional	pH	n/a	=	7.4	pH Units	SM 4500H+	0.1	0.1	CRG	
ME-CC	2008/09-2	Wet	12/15/2008	1/7/2009	Hydrocarbon	Oil and Grease	n/a	DNQ	2.8	mg/L	EPA 1664A	1	5	CRG	
ME-CC	2008/09-2	Wet	12/15/2008	1/7/2009	Hydrocarbon	TRPH	n/a	<	1	mg/L	EPA 1664	1	5	CRG	
ME-CC	2008/09-2	Wet	12/15/2008	1/5/2009	Metal	Mercury	Dissolved	=	1.7	ng/L	EPA 1631Em	0.5	1	CRG	
ME-CC	2008/09-2	Wet	12/15/2008	1/5/2009	Metal	Mercury	Total	=	37.1	ng/L	EPA 1631Em	0.5	1	CRG	
ME-CC	2008/09-2	Wet	12/15/2008	1/2/2009	Nutrient	Ammonia as N	n/a	=	0.48	mg/L	SM 4500-NH3 F	0.03	0.03	CRG	
ME-CC	2008/09-2	Wet	12/16/2008	1/5/2009	Anion	Bromide	n/a	=	0.191	mg/L	EPA 300.0	0.001	0.005	CRG	
ME-CC	2008/09-2	Wet	12/16/2008	1/1/2009	Anion	Chloride	n/a	=	47.83	mg/L	EPA 300.0	0.01	0.05	CRG	
ME-CC	2008/09-2	Wet	12/16/2008	12/16/2008	Conventional	BOD	n/a	=	10.7	mg/L	SM 5210 B	2	2	CRG	
ME-CC	2008/09-2	Wet	12/16/2008	1/21/2009	Conventional	Hardness as CaCO3	Total	=	119.4	mg/L	SM 2340 B	1	5	CRG	UL-FB
ME-CC	2008/09-2	Wet	12/16/2008	12/21/2008	Conventional	Total Dissolved Solids	n/a	=	364	mg/L	SM 2540 C	0.1	5	CRG	
ME-CC	2008/09-2	Wet	12/16/2008	1/2/2009	Conventional	Total Organic Carbon	n/a	=	20	mg/L	SM 5310 B	0.1	0.2	CRG	
ME-CC	2008/09-2	Wet	12/16/2008	12/20/2008	Conventional	Total Suspended Solids	n/a	=	678	mg/L	SM 2540 D	0.5	5	CRG	
ME-CC	2008/09-2	Wet	12/16/2008	12/17/2008	Conventional	Turbidity	n/a	=	582	NTU	EPA 180.1	1	2	CRG	
ME-CC	2008/09-2	Wet	12/16/2008	1/21/2009	Metal	Aluminum	Dissolved	=	21	µg/L	EPA 200.8m	5	10	CRG	
ME-CC	2008/09-2	Wet	12/16/2008	1/21/2009	Metal	Aluminum	Total	=	4812	µg/L	EPA 200.8m	5	10	CRG	UL-FB
ME-CC	2008/09-2	Wet	12/16/2008	1/21/2009	Metal	Arsenic	Dissolved	=	4.5	µg/L	EPA 200.8m	0.2	0.5	CRG	
ME-CC	2008/09-2	Wet	12/16/2008	1/21/2009	Metal	Arsenic	Total	=	5.5	µg/L	EPA 200.8m	0.2	0.5	CRG	UL-FB
ME-CC	2008/09-2	Wet	12/16/2008	1/21/2009	Metal	Cadmium	Dissolved	<	0.2	µg/L	EPA 200.8m	0.2	0.4	CRG	
ME-CC	2008/09-2	Wet	12/16/2008	1/21/2009	Metal	Cadmium	Total	=	1.7	µg/L	EPA 200.8m	0.2	0.4	CRG	UL-FB
ME-CC	2008/09-2	Wet	12/16/2008	1/21/2009	Metal	Chromium	Dissolved	DNQ	0.2	µg/L	EPA 200.8m	0.1	0.5	CRG	
ME-CC	2008/09-2	Wet	12/16/2008	1/21/2009	Metal	Chromium	Total	=	11.3	µg/L	EPA 200.8m	0.1	0.5	CRG	UL-FB
ME-CC	2008/09-2	Wet	12/16/2008	1/7/2009	Metal	Chromium VI	Total	<	5	µg/L	SM 3500-Cr D	5	10	CRG	
ME-CC	2008/09-2	Wet	12/16/2008	1/21/2009	Metal	Copper	Dissolved	=	2.7	µg/L	EPA 200.8m	0.4	0.8	CRG	EST-LD
ME-CC	2008/09-2	Wet	12/16/2008	1/21/2009	Metal	Copper	Total	=	38	µg/L	EPA 200.8m	0.4	0.8	CRG	UL-FB

Appendix F
2008/09 Laboratory Environmental Analysis Results

Site ID	Event ID	Event Type	Sample Date	Analysis Date	Classification	Constituent	Fraction	Sign	Result	Units	Method	MDL	RL	Analyzing Lab	Program Qualification
ME-CC	2008/09-2	Wet	12/16/2008	1/21/2009	Metal	Lead	Dissolved	<	0.05	µg/L	EPA 200.8m	0.05	0.1	CRG	
ME-CC	2008/09-2	Wet	12/16/2008	1/21/2009	Metal	Lead	Total	=	10.88	µg/L	EPA 200.8m	0.05	0.1	CRG	UL-FB
ME-CC	2008/09-2	Wet	12/16/2008	1/21/2009	Metal	Nickel	Dissolved	=	3.2	µg/L	EPA 200.8m	0.2	0.5	CRG	
ME-CC	2008/09-2	Wet	12/16/2008	1/21/2009	Metal	Nickel	Total	=	28.5	µg/L	EPA 200.8m	0.2	0.5	CRG	UL-FB
ME-CC	2008/09-2	Wet	12/16/2008	1/21/2009	Metal	Selenium	Dissolved	=	1.2	µg/L	EPA 200.8m	0.2	0.5	CRG	
ME-CC	2008/09-2	Wet	12/16/2008	1/21/2009	Metal	Selenium	Total	=	0.9	µg/L	EPA 200.8m	0.2	0.5	CRG	UL-FB
ME-CC	2008/09-2	Wet	12/16/2008	1/21/2009	Metal	Silver	Dissolved	<	0.5	µg/L	EPA 200.8m	0.5	1	CRG	
ME-CC	2008/09-2	Wet	12/16/2008	1/21/2009	Metal	Silver	Total	<	0.5	µg/L	EPA 200.8m	0.5	1	CRG	
ME-CC	2008/09-2	Wet	12/16/2008	1/21/2009	Metal	Thallium	Dissolved	<	0.1	µg/L	EPA 200.8m	0.1	0.5	CRG	
ME-CC	2008/09-2	Wet	12/16/2008	1/21/2009	Metal	Thallium	Total	<	0.1	µg/L	EPA 200.8m	0.1	0.5	CRG	
ME-CC	2008/09-2	Wet	12/16/2008	1/21/2009	Metal	Zinc	Dissolved	=	5	µg/L	EPA 200.8m	0.1	0.5	CRG	
ME-CC	2008/09-2	Wet	12/16/2008	1/21/2009	Metal	Zinc	Total	=	112.9	µg/L	EPA 200.8m	0.1	0.5	CRG	UL-FB
ME-CC	2008/09-2	Wet	12/16/2008	12/18/2008	Nutrient	Nitrate as N	n/a	=	2.95	mg/L	EPA 300.0	0.01	0.05	CRG	
ME-CC	2008/09-2	Wet	12/16/2008	12/18/2008	Nutrient	Nitrite as N	n/a	=	0.057	mg/L	EPA 300.0	0.01	0.05	CRG	
ME-CC	2008/09-2	Wet	12/16/2008	12/18/2008	Nutrient	Orthophosphate as P (Diss)	n/a	=	0.471	mg/L	EPA 300.0	0.0075	0.01	CRG	
ME-CC	2008/09-2	Wet	12/16/2008	1/7/2009	Nutrient	TKN	n/a	=	0.12	mg/L	EPA 351.1	0.05	0.05	TA	EST-LD
ME-CC	2008/09-2	Wet	12/16/2008	12/23/2008	Nutrient	Total Phosphorus	Dissolved	=	0.617	mg/L	SM 4500-P E	0.016	0.05	CRG	
ME-CC	2008/09-2	Wet	12/16/2008	12/24/2008	Nutrient	Total Phosphorus	Total	=	1.835	mg/L	SM 4500-P E	0.016	0.05	CRG	
ME-CC	2008/09-2	Wet	12/16/2008	1/2/2009	Organic	1,2,4-Trichlorobenzene	n/a	<	0.01	µg/L	EPA 625m	0.01	0.05	CRG	
ME-CC	2008/09-2	Wet	12/16/2008	1/2/2009	Organic	1,2-Dichlorobenzene	n/a	<	0.01	µg/L	EPA 625m	0.01	0.05	CRG	
ME-CC	2008/09-2	Wet	12/16/2008	1/2/2009	Organic	1,3-Dichlorobenzene	n/a	<	0.01	µg/L	EPA 625m	0.01	0.05	CRG	
ME-CC	2008/09-2	Wet	12/16/2008	1/2/2009	Organic	1,4-Dichlorobenzene	n/a	<	0.01	µg/L	EPA 625m	0.01	0.05	CRG	
ME-CC	2008/09-2	Wet	12/16/2008	1/2/2009	Organic	1-Methylnaphthalene	n/a	DNQ	0.0016	µg/L	EPA 625m	0.001	0.005	CRG	
ME-CC	2008/09-2	Wet	12/16/2008	1/2/2009	Organic	1-Methylphenanthrene	n/a	DNQ	0.0035	µg/L	EPA 625m	0.001	0.005	CRG	
ME-CC	2008/09-2	Wet	12/16/2008	1/2/2009	Organic	2,3,5-Trimethylnaphthalene	n/a	<	0.001	µg/L	EPA 625m	0.001	0.005	CRG	
ME-CC	2008/09-2	Wet	12/16/2008	1/2/2009	Organic	2,4,6-Trichlorophenol	n/a	<	0.05	µg/L	EPA 625m	0.05	0.1	CRG	
ME-CC	2008/09-2	Wet	12/16/2008	1/2/2009	Organic	2,4-Dichlorophenol	n/a	<	0.05	µg/L	EPA 625m	0.05	0.1	CRG	
ME-CC	2008/09-2	Wet	12/16/2008	1/2/2009	Organic	2,4-Dimethylphenol	n/a	<	0.1	µg/L	EPA 625m	0.1	0.2	CRG	
ME-CC	2008/09-2	Wet	12/16/2008	1/2/2009	Organic	2,4-Dinitrophenol	n/a	<	0.1	µg/L	EPA 625m	0.1	0.2	CRG	
ME-CC	2008/09-2	Wet	12/16/2008	1/2/2009	Organic	2,4-Dinitrotoluene	n/a	<	0.05	µg/L	EPA 625m	0.05	0.1	CRG	
ME-CC	2008/09-2	Wet	12/16/2008	1/2/2009	Organic	2,6-Dimethylnaphthalene	n/a	DNQ	0.0048	µg/L	EPA 625m	0.001	0.005	CRG	
ME-CC	2008/09-2	Wet	12/16/2008	1/2/2009	Organic	2,6-Dinitrotoluene	n/a	<	0.05	µg/L	EPA 625m	0.05	0.1	CRG	
ME-CC	2008/09-2	Wet	12/16/2008	1/2/2009	Organic	2-Chloronaphthalene	n/a	<	0.05	µg/L	EPA 625m	0.05	0.1	CRG	
ME-CC	2008/09-2	Wet	12/16/2008	1/2/2009	Organic	2-Chlorophenol	n/a	<	0.05	µg/L	EPA 625m	0.05	0.1	CRG	
ME-CC	2008/09-2	Wet	12/16/2008	1/2/2009	Organic	2-Methyl-4,6-dinitrophenol	n/a	<	0.1	µg/L	EPA 625m	0.1	0.2	CRG	
ME-CC	2008/09-2	Wet	12/16/2008	1/2/2009	Organic	2-Methylnaphthalene	n/a	=	0.1	µg/L	EPA 625m	0.001	0.005	CRG	UL-FB
ME-CC	2008/09-2	Wet	12/16/2008	1/2/2009	Organic	2-Nitrophenol	n/a	<	0.1	µg/L	EPA 625m	0.1	0.2	CRG	
ME-CC	2008/09-2	Wet	12/16/2008	1/2/2009	Organic	3,3'-Dichlorobenzidine	n/a	<	0.05	µg/L	EPA 625m	0.05	0.1	CRG	
ME-CC	2008/09-2	Wet	12/16/2008	1/2/2009	Organic	4-Bromophenyl phenyl ether	n/a	<	0.05	µg/L	EPA 625m	0.05	0.1	CRG	
ME-CC	2008/09-2	Wet	12/16/2008	1/2/2009	Organic	4-Chloro-3-methylphenol	n/a	<	0.1	µg/L	EPA 625m	0.1	0.2	CRG	
ME-CC	2008/09-2	Wet	12/16/2008	1/2/2009	Organic	4-Chlorophenyl phenyl ether	n/a	<	0.05	µg/L	EPA 625m	0.05	0.1	CRG	
ME-CC	2008/09-2	Wet	12/16/2008	1/2/2009	Organic	4-Nitrophenol	n/a	<	0.1	µg/L	EPA 625m	0.1	0.2	CRG	
ME-CC	2008/09-2	Wet	12/16/2008	1/2/2009	Organic	Acenaphthene	n/a	=	0.0053	µg/L	EPA 625m	0.001	0.005	CRG	UL-FB
ME-CC	2008/09-2	Wet	12/16/2008	1/2/2009	Organic	Acenaphthylene	n/a	<	0.001	µg/L	EPA 625m	0.001	0.005	CRG	
ME-CC	2008/09-2	Wet	12/16/2008	1/2/2009	Organic	Anthracene	n/a	DNQ	0.0032	µg/L	EPA 625m	0.001	0.005	CRG	
ME-CC	2008/09-2	Wet	12/16/2008	1/2/2009	Organic	Azobenzene	n/a	<	0.05	µg/L	EPA 625m	0.05	0.1	CRG	
ME-CC	2008/09-2	Wet	12/16/2008	1/2/2009	Organic	Benzidine	n/a	<	0.05	µg/L	EPA 625m	0.05	0.1	CRG	
ME-CC	2008/09-2	Wet	12/16/2008	1/2/2009	Organic	Benzo(a)anthracene	n/a	=	0.0118	µg/L	EPA 625m	0.001	0.005	CRG	UL-FB
ME-CC	2008/09-2	Wet	12/16/2008	1/2/2009	Organic	Benzo(a)pyrene	n/a	=	0.0092	µg/L	EPA 625m	0.001	0.005	CRG	UL-FB
ME-CC	2008/09-2	Wet	12/16/2008	1/2/2009	Organic	Benzo(b)fluoranthene	n/a	=	0.03	µg/L	EPA 625m	0.001	0.005	CRG	UL-FB
ME-CC	2008/09-2	Wet	12/16/2008	1/2/2009	Organic	Benzo(e)pyrene	n/a	=	0.0184	µg/L	EPA 625m	0.001	0.005	CRG	UL-FB
ME-CC	2008/09-2	Wet	12/16/2008	1/2/2009	Organic	Benzo(g,h,i)perylene	n/a	=	0.0193	µg/L	EPA 625m	0.001	0.005	CRG	UL-FB
ME-CC	2008/09-2	Wet	12/16/2008	1/2/2009	Organic	Benzo(k)fluoranthene	n/a	=	0.0096	µg/L	EPA 625m	0.001	0.005	CRG	
ME-CC	2008/09-2	Wet	12/16/2008	1/2/2009	Organic	Biphenyl	n/a	DNQ	0.0021	µg/L	EPA 625m	0.001	0.005	CRG	
ME-CC	2008/09-2	Wet	12/16/2008	1/2/2009	Organic	Bis(2-chloroethoxy)methane	n/a	<	0.05	µg/L	EPA 625m	0.05	0.1	CRG	
ME-CC	2008/09-2	Wet	12/16/2008	1/2/2009	Organic	Bis(2-chloroethyl)ether	n/a	<	0.05	µg/L	EPA 625m	0.05	0.1	CRG	

Appendix F
2008/09 Laboratory Environmental Analysis Results

Site ID	Event ID	Event Type	Sample Date	Analysis Date	Classification	Constituent	Fraction	Sign	Result	Units	Method	MDL	RL	Analyzing Lab	Program Qualification
ME-CC	2008/09-2	Wet	12/16/2008	1/2/2009	Organic	Bis(2-chloroisopropyl)ether	n/a	<	0.05	µg/L	EPA 625m	0.05	0.1	CRG	
ME-CC	2008/09-2	Wet	12/16/2008	1/2/2009	Organic	Bis(2-ethylhexyl)phthalate	n/a	=	1.153	µg/L	EPA 625m	0.1	0.125	CRG	UL-FB
ME-CC	2008/09-2	Wet	12/16/2008	1/2/2009	Organic	Butyl benzyl phthalate	n/a	=	0.291	µg/L	EPA 625m	0.025	0.05	CRG	UL-FB
ME-CC	2008/09-2	Wet	12/16/2008	1/2/2009	Organic	Chrysene	n/a	=	0.0302	µg/L	EPA 625m	0.001	0.005	CRG	UL-FB
ME-CC	2008/09-2	Wet	12/16/2008	1/2/2009	Organic	Dibenz(a,h)anthracene	n/a	<	0.001	µg/L	EPA 625m	0.001	0.005	CRG	
ME-CC	2008/09-2	Wet	12/16/2008	1/2/2009	Organic	Dibenzothiophene	n/a	DNQ	0.0026	µg/L	EPA 625m	0.001	0.005	CRG	
ME-CC	2008/09-2	Wet	12/16/2008	1/2/2009	Organic	Diethyl phthalate	n/a	=	2.851	µg/L	EPA 625m	0.1	0.125	CRG	UL-FB
ME-CC	2008/09-2	Wet	12/16/2008	1/2/2009	Organic	Dimethyl phthalate	n/a	=	0.115	µg/L	EPA 625m	0.05	0.075	CRG	UL-FB
ME-CC	2008/09-2	Wet	12/16/2008	1/2/2009	Organic	Di-n-butylphthalate	n/a	=	0.181	µg/L	EPA 625m	0.075	0.1	CRG	UL-FB
ME-CC	2008/09-2	Wet	12/16/2008	1/2/2009	Organic	Di-n-octylphthalate	n/a	=	0.128	µg/L	EPA 625m	0.01	0.02	CRG	UL-FB
ME-CC	2008/09-2	Wet	12/16/2008	1/2/2009	Organic	Fluoranthene	n/a	=	0.0499	µg/L	EPA 625m	0.001	0.005	CRG	UL-FB
ME-CC	2008/09-2	Wet	12/16/2008	1/2/2009	Organic	Fluorene	n/a	DNQ	0.0021	µg/L	EPA 625m	0.001	0.005	CRG	
ME-CC	2008/09-2	Wet	12/16/2008	1/2/2009	Organic	Hexachlorobenzene	n/a	<	0.001	µg/L	EPA 625m	0.001	0.005	CRG	
ME-CC	2008/09-2	Wet	12/16/2008	1/2/2009	Organic	Hexachlorobutadiene	n/a	<	0.05	µg/L	EPA 625m	0.05	0.1	CRG	
ME-CC	2008/09-2	Wet	12/16/2008	1/2/2009	Organic	Hexachlorocyclopentadiene	n/a	<	0.05	µg/L	EPA 625m	0.05	0.1	CRG	
ME-CC	2008/09-2	Wet	12/16/2008	1/2/2009	Organic	Hexachloroethane	n/a	<	0.05	µg/L	EPA 625m	0.05	0.1	CRG	
ME-CC	2008/09-2	Wet	12/16/2008	1/2/2009	Organic	Indeno(1,2,3-cd)pyrene	n/a	<	0.001	µg/L	EPA 625m	0.001	0.005	CRG	
ME-CC	2008/09-2	Wet	12/16/2008	1/2/2009	Organic	Isophorone	n/a	<	0.05	µg/L	EPA 625m	0.05	0.1	CRG	
ME-CC	2008/09-2	Wet	12/16/2008	1/2/2009	Organic	Naphthalene	n/a	=	0.0206	µg/L	EPA 625m	0.001	0.005	CRG	UL-FB
ME-CC	2008/09-2	Wet	12/16/2008	1/2/2009	Organic	Nitrobenzene	n/a	<	0.05	µg/L	EPA 625m	0.05	0.1	CRG	
ME-CC	2008/09-2	Wet	12/16/2008	1/2/2009	Organic	N-Nitrosodimethylamine	n/a	<	0.05	µg/L	EPA 625m	0.05	0.1	CRG	
ME-CC	2008/09-2	Wet	12/16/2008	1/2/2009	Organic	N-Nitrosodi-N-propylamine	n/a	<	0.05	µg/L	EPA 625m	0.05	0.1	CRG	
ME-CC	2008/09-2	Wet	12/16/2008	1/2/2009	Organic	N-Nitrosodiphenylamine	n/a	<	0.05	µg/L	EPA 625m	0.05	0.1	CRG	
ME-CC	2008/09-2	Wet	12/16/2008	1/2/2009	Organic	Pentachlorophenol	n/a	<	0.05	µg/L	EPA 625m	0.05	0.1	CRG	
ME-CC	2008/09-2	Wet	12/16/2008	1/2/2009	Organic	Perylene	n/a	=	0.006	µg/L	EPA 625m	0.001	0.005	CRG	
ME-CC	2008/09-2	Wet	12/16/2008	1/2/2009	Organic	Phenanthrene	n/a	=	0.0189	µg/L	EPA 625m	0.001	0.005	CRG	UL-FB
ME-CC	2008/09-2	Wet	12/16/2008	1/2/2009	Organic	Phenol	n/a	<	0.1	µg/L	EPA 625m	0.1	0.2	CRG	
ME-CC	2008/09-2	Wet	12/16/2008	1/2/2009	Organic	Pyrene	n/a	=	0.0517	µg/L	EPA 625m	0.001	0.005	CRG	UL-FB
ME-CC	2008/09-2	Wet	12/16/2008	1/2/2009	PCB	Aroclor 1016	n/a	<	0.01	µg/L	EPA 625m	0.01	0.02	CRG	
ME-CC	2008/09-2	Wet	12/16/2008	1/2/2009	PCB	Aroclor 1221	n/a	<	0.01	µg/L	EPA 625m	0.01	0.02	CRG	
ME-CC	2008/09-2	Wet	12/16/2008	1/2/2009	PCB	Aroclor 1232	n/a	<	0.01	µg/L	EPA 625m	0.01	0.02	CRG	
ME-CC	2008/09-2	Wet	12/16/2008	1/2/2009	PCB	Aroclor 1242	n/a	<	0.01	µg/L	EPA 625m	0.01	0.02	CRG	
ME-CC	2008/09-2	Wet	12/16/2008	1/2/2009	PCB	Aroclor 1248	n/a	<	0.01	µg/L	EPA 625m	0.01	0.02	CRG	
ME-CC	2008/09-2	Wet	12/16/2008	1/2/2009	PCB	Aroclor 1254	n/a	<	0.01	µg/L	EPA 625m	0.01	0.02	CRG	
ME-CC	2008/09-2	Wet	12/16/2008	1/2/2009	PCB	Aroclor 1260	n/a	<	0.01	µg/L	EPA 625m	0.01	0.02	CRG	
ME-CC	2008/09-2	Wet	12/16/2008	1/2/2009	PCB	PCB 003	n/a	<	0.001	µg/L	EPA 625m	0.001	0.005	CRG	
ME-CC	2008/09-2	Wet	12/16/2008	1/2/2009	PCB	PCB 008	n/a	<	0.001	µg/L	EPA 625m	0.001	0.005	CRG	
ME-CC	2008/09-2	Wet	12/16/2008	1/2/2009	PCB	PCB 018	n/a	<	0.001	µg/L	EPA 625m	0.001	0.005	CRG	
ME-CC	2008/09-2	Wet	12/16/2008	1/2/2009	PCB	PCB 028	n/a	<	0.001	µg/L	EPA 625m	0.001	0.005	CRG	
ME-CC	2008/09-2	Wet	12/16/2008	1/2/2009	PCB	PCB 031	n/a	<	0.001	µg/L	EPA 625m	0.001	0.005	CRG	
ME-CC	2008/09-2	Wet	12/16/2008	1/2/2009	PCB	PCB 033	n/a	<	0.001	µg/L	EPA 625m	0.001	0.005	CRG	
ME-CC	2008/09-2	Wet	12/16/2008	1/2/2009	PCB	PCB 037	n/a	<	0.001	µg/L	EPA 625m	0.001	0.005	CRG	
ME-CC	2008/09-2	Wet	12/16/2008	1/2/2009	PCB	PCB 044	n/a	<	0.001	µg/L	EPA 625m	0.001	0.005	CRG	
ME-CC	2008/09-2	Wet	12/16/2008	1/2/2009	PCB	PCB 049	n/a	<	0.001	µg/L	EPA 625m	0.001	0.005	CRG	
ME-CC	2008/09-2	Wet	12/16/2008	1/2/2009	PCB	PCB 052	n/a	<	0.001	µg/L	EPA 625m	0.001	0.005	CRG	
ME-CC	2008/09-2	Wet	12/16/2008	1/2/2009	PCB	PCB 056 + 060	n/a	<	0.001	µg/L	EPA 625m	0.001	0.005	CRG	
ME-CC	2008/09-2	Wet	12/16/2008	1/2/2009	PCB	PCB 066	n/a	<	0.001	µg/L	EPA 625m	0.001	0.005	CRG	
ME-CC	2008/09-2	Wet	12/16/2008	1/2/2009	PCB	PCB 070	n/a	<	0.001	µg/L	EPA 625m	0.001	0.005	CRG	
ME-CC	2008/09-2	Wet	12/16/2008	1/2/2009	PCB	PCB 074	n/a	<	0.001	µg/L	EPA 625m	0.001	0.005	CRG	
ME-CC	2008/09-2	Wet	12/16/2008	1/2/2009	PCB	PCB 077	n/a	<	0.001	µg/L	EPA 625m	0.001	0.005	CRG	
ME-CC	2008/09-2	Wet	12/16/2008	1/2/2009	PCB	PCB 081	n/a	<	0.001	µg/L	EPA 625m	0.001	0.005	CRG	
ME-CC	2008/09-2	Wet	12/16/2008	1/2/2009	PCB	PCB 087	n/a	<	0.001	µg/L	EPA 625m	0.001	0.005	CRG	
ME-CC	2008/09-2	Wet	12/16/2008	1/2/2009	PCB	PCB 095	n/a	<	0.001	µg/L	EPA 625m	0.001	0.005	CRG	
ME-CC	2008/09-2	Wet	12/16/2008	1/2/2009	PCB	PCB 097	n/a	<	0.001	µg/L	EPA 625m	0.001	0.005	CRG	
ME-CC	2008/09-2	Wet	12/16/2008	1/2/2009	PCB	PCB 099	n/a	<	0.001	µg/L	EPA 625m	0.001	0.005	CRG	
ME-CC	2008/09-2	Wet	12/16/2008	1/2/2009	PCB	PCB 101	n/a	<	0.001	µg/L	EPA 625m	0.001	0.005	CRG	

Appendix F
2008/09 Laboratory Environmental Analysis Results

Site ID	Event ID	Event Type	Sample Date	Analysis Date	Classification	Constituent	Fraction	Sign	Result	Units	Method	MDL	RL	Analyzing Lab	Program Qualification
ME-CC	2008/09-2	Wet	12/16/2008	1/2/2009	PCB	PCB 105	n/a	<	0.001	µg/L	EPA 625m	0.001	0.005	CRG	
ME-CC	2008/09-2	Wet	12/16/2008	1/2/2009	PCB	PCB 110	n/a	<	0.001	µg/L	EPA 625m	0.001	0.005	CRG	
ME-CC	2008/09-2	Wet	12/16/2008	1/2/2009	PCB	PCB 114	n/a	<	0.001	µg/L	EPA 625m	0.001	0.005	CRG	
ME-CC	2008/09-2	Wet	12/16/2008	1/2/2009	PCB	PCB 118	n/a	<	0.001	µg/L	EPA 625m	0.001	0.005	CRG	
ME-CC	2008/09-2	Wet	12/16/2008	1/2/2009	PCB	PCB 119	n/a	<	0.001	µg/L	EPA 625m	0.001	0.005	CRG	
ME-CC	2008/09-2	Wet	12/16/2008	1/2/2009	PCB	PCB 123	n/a	<	0.001	µg/L	EPA 625m	0.001	0.005	CRG	
ME-CC	2008/09-2	Wet	12/16/2008	1/2/2009	PCB	PCB 126	n/a	<	0.001	µg/L	EPA 625m	0.001	0.005	CRG	
ME-CC	2008/09-2	Wet	12/16/2008	1/2/2009	PCB	PCB 128	n/a	<	0.001	µg/L	EPA 625m	0.001	0.005	CRG	
ME-CC	2008/09-2	Wet	12/16/2008	1/2/2009	PCB	PCB 138	n/a	<	0.001	µg/L	EPA 625m	0.001	0.005	CRG	
ME-CC	2008/09-2	Wet	12/16/2008	1/2/2009	PCB	PCB 141	n/a	<	0.001	µg/L	EPA 625m	0.001	0.005	CRG	
ME-CC	2008/09-2	Wet	12/16/2008	1/2/2009	PCB	PCB 149	n/a	<	0.001	µg/L	EPA 625m	0.001	0.005	CRG	
ME-CC	2008/09-2	Wet	12/16/2008	1/2/2009	PCB	PCB 151	n/a	<	0.001	µg/L	EPA 625m	0.001	0.005	CRG	
ME-CC	2008/09-2	Wet	12/16/2008	1/2/2009	PCB	PCB 153	n/a	<	0.001	µg/L	EPA 625m	0.001	0.005	CRG	
ME-CC	2008/09-2	Wet	12/16/2008	1/2/2009	PCB	PCB 156	n/a	<	0.001	µg/L	EPA 625m	0.001	0.005	CRG	
ME-CC	2008/09-2	Wet	12/16/2008	1/2/2009	PCB	PCB 157	n/a	<	0.001	µg/L	EPA 625m	0.001	0.005	CRG	
ME-CC	2008/09-2	Wet	12/16/2008	1/2/2009	PCB	PCB 158	n/a	<	0.001	µg/L	EPA 625m	0.001	0.005	CRG	
ME-CC	2008/09-2	Wet	12/16/2008	1/2/2009	PCB	PCB 167	n/a	<	0.001	µg/L	EPA 625m	0.001	0.005	CRG	
ME-CC	2008/09-2	Wet	12/16/2008	1/2/2009	PCB	PCB 168 + 132	n/a	<	0.001	µg/L	EPA 625m	0.001	0.005	CRG	
ME-CC	2008/09-2	Wet	12/16/2008	1/2/2009	PCB	PCB 169	n/a	<	0.001	µg/L	EPA 625m	0.001	0.005	CRG	
ME-CC	2008/09-2	Wet	12/16/2008	1/2/2009	PCB	PCB 170	n/a	<	0.001	µg/L	EPA 625m	0.001	0.005	CRG	
ME-CC	2008/09-2	Wet	12/16/2008	1/2/2009	PCB	PCB 174	n/a	<	0.001	µg/L	EPA 625m	0.001	0.005	CRG	
ME-CC	2008/09-2	Wet	12/16/2008	1/2/2009	PCB	PCB 177	n/a	<	0.001	µg/L	EPA 625m	0.001	0.005	CRG	
ME-CC	2008/09-2	Wet	12/16/2008	1/2/2009	PCB	PCB 180	n/a	<	0.001	µg/L	EPA 625m	0.001	0.005	CRG	
ME-CC	2008/09-2	Wet	12/16/2008	1/2/2009	PCB	PCB 183	n/a	<	0.001	µg/L	EPA 625m	0.001	0.005	CRG	
ME-CC	2008/09-2	Wet	12/16/2008	1/2/2009	PCB	PCB 187	n/a	<	0.001	µg/L	EPA 625m	0.001	0.005	CRG	
ME-CC	2008/09-2	Wet	12/16/2008	1/2/2009	PCB	PCB 189	n/a	<	0.001	µg/L	EPA 625m	0.001	0.005	CRG	
ME-CC	2008/09-2	Wet	12/16/2008	1/2/2009	PCB	PCB 194	n/a	<	0.001	µg/L	EPA 625m	0.001	0.005	CRG	
ME-CC	2008/09-2	Wet	12/16/2008	1/2/2009	PCB	PCB 195	n/a	<	0.001	µg/L	EPA 625m	0.001	0.005	CRG	
ME-CC	2008/09-2	Wet	12/16/2008	1/2/2009	PCB	PCB 200	n/a	<	0.001	µg/L	EPA 625m	0.001	0.005	CRG	
ME-CC	2008/09-2	Wet	12/16/2008	1/2/2009	PCB	PCB 201	n/a	<	0.001	µg/L	EPA 625m	0.001	0.005	CRG	
ME-CC	2008/09-2	Wet	12/16/2008	1/2/2009	PCB	PCB 203	n/a	<	0.001	µg/L	EPA 625m	0.001	0.005	CRG	
ME-CC	2008/09-2	Wet	12/16/2008	1/2/2009	PCB	PCB 206	n/a	<	0.001	µg/L	EPA 625m	0.001	0.005	CRG	
ME-CC	2008/09-2	Wet	12/16/2008	1/2/2009	PCB	PCB 209	n/a	<	0.001	µg/L	EPA 625m	0.001	0.005	CRG	
ME-CC	2008/09-2	Wet	12/16/2008	12/23/2008	Pesticide	2,4,5-T	n/a	<	0.5	µg/L	EPA 8151A	0.5	0.5	Calscience	
ME-CC	2008/09-2	Wet	12/16/2008	12/23/2008	Pesticide	2,4,5-TP (Silvex)	n/a	<	0.5	µg/L	EPA 8151A	0.5	0.5	Calscience	
ME-CC	2008/09-2	Wet	12/16/2008	12/23/2008	Pesticide	2,4-D	n/a	<	5	µg/L	EPA 8151A	5	5	Calscience	
ME-CC	2008/09-2	Wet	12/16/2008	12/23/2008	Pesticide	2,4-DB	n/a	<	5	µg/L	EPA 8151A	5	5	Calscience	
ME-CC	2008/09-2	Wet	12/16/2008	1/2/2009	Pesticide	2,4'-DDD	n/a	=	0.0055	µg/L	EPA 625m	0.001	0.005	CRG	UL-FB
ME-CC	2008/09-2	Wet	12/16/2008	1/2/2009	Pesticide	2,4'-DDE	n/a	DNQ	0.0028	µg/L	EPA 625m	0.001	0.005	CRG	
ME-CC	2008/09-2	Wet	12/16/2008	1/2/2009	Pesticide	2,4'-DDT	n/a	=	0.0334	µg/L	EPA 625m	0.001	0.005	CRG	UL-FB
ME-CC	2008/09-2	Wet	12/16/2008	1/2/2009	Pesticide	4,4'-DDD	n/a	=	0.0643	µg/L	EPA 625m	0.001	0.005	CRG	UL-FB
ME-CC	2008/09-2	Wet	12/16/2008	1/2/2009	Pesticide	4,4'-DDE	n/a	=	0.1906	µg/L	EPA 625m	0.001	0.005	CRG	UL-FB
ME-CC	2008/09-2	Wet	12/16/2008	1/2/2009	Pesticide	4,4'-DDT	n/a	=	0.1673	µg/L	EPA 625m	0.001	0.005	CRG	UL-FB
ME-CC	2008/09-2	Wet	12/16/2008	1/2/2009	Pesticide	Aldrin	n/a	<	0.001	µg/L	EPA 625m	0.001	0.005	CRG	
ME-CC	2008/09-2	Wet	12/16/2008	1/2/2009	Pesticide	BHC-alpha	n/a	<	0.001	µg/L	EPA 625m	0.001	0.005	CRG	
ME-CC	2008/09-2	Wet	12/16/2008	1/2/2009	Pesticide	BHC-beta	n/a	<	0.001	µg/L	EPA 625m	0.001	0.005	CRG	
ME-CC	2008/09-2	Wet	12/16/2008	1/2/2009	Pesticide	BHC-delta	n/a	<	0.001	µg/L	EPA 625m	0.001	0.005	CRG	
ME-CC	2008/09-2	Wet	12/16/2008	1/2/2009	Pesticide	BHC-gamma (Lindane)	n/a	<	0.001	µg/L	EPA 625m	0.001	0.005	CRG	
ME-CC	2008/09-2	Wet	12/16/2008	1/2/2009	Pesticide	Bolstar	n/a	<	0.002	µg/L	EPA 625m	0.002	0.004	CRG	
ME-CC	2008/09-2	Wet	12/16/2008	1/2/2009	Pesticide	Chlordane-alpha	n/a	=	0.0075	µg/L	EPA 625m	0.001	0.005	CRG	UL-FB
ME-CC	2008/09-2	Wet	12/16/2008	1/2/2009	Pesticide	Chlordane-gamma	n/a	=	0.0062	µg/L	EPA 625m	0.001	0.005	CRG	
ME-CC	2008/09-2	Wet	12/16/2008	1/2/2009	Pesticide	Chlorpyrifos	n/a	=	0.5132	µg/L	EPA 625m	0.001	0.002	CRG	UL-FB
ME-CC	2008/09-2	Wet	12/16/2008	1/2/2009	Pesticide	cis-Nonachlor	n/a	<	0.001	µg/L	EPA 625m	0.001	0.005	CRG	
ME-CC	2008/09-2	Wet	12/16/2008	12/23/2008	Pesticide	Dalapon	n/a	<	13	µg/L	EPA 8151A	13	13	Calscience	
ME-CC	2008/09-2	Wet	12/16/2008	1/2/2009	Pesticide	DCPA (Dacthal)	n/a	=	0.592	µg/L	EPA 625m	0.005	0.01	CRG	UL-FB
ME-CC	2008/09-2	Wet	12/16/2008	1/2/2009	Pesticide	Demeton (Total)	n/a	<	0.001	µg/L	EPA 625m	0.001	0.002	CRG	

Appendix F
2008/09 Laboratory Environmental Analysis Results

Site ID	Event ID	Event Type	Sample Date	Analysis Date	Classification	Constituent	Fraction	Sign	Result	Units	Method	MDL	RL	Analyzing Lab	Program Qualification
ME-CC	2008/09-2	Wet	12/16/2008	1/2/2009	Pesticide	Diazinon	n/a	=	0.0538	µg/L	EPA 625m	0.002	0.004	CRG	UL-FB
ME-CC	2008/09-2	Wet	12/16/2008	12/23/2008	Pesticide	Dicamba	n/a	<	0.5	µg/L	EPA 8151A	0.5	0.5	Calscience	
ME-CC	2008/09-2	Wet	12/16/2008	12/23/2008	Pesticide	Dichlorprop	n/a	<	5	µg/L	EPA 8151A	5	5	Calscience	
ME-CC	2008/09-2	Wet	12/16/2008	1/2/2009	Pesticide	Dichlorvos	n/a	<	0.003	µg/L	EPA 625m	0.003	0.006	CRG	
ME-CC	2008/09-2	Wet	12/16/2008	1/2/2009	Pesticide	Dieldrin	n/a	<	0.001	µg/L	EPA 625m	0.001	0.005	CRG	
ME-CC	2008/09-2	Wet	12/16/2008	1/2/2009	Pesticide	Dimethoate	n/a	<	0.003	µg/L	EPA 625m	0.003	0.006	CRG	
ME-CC	2008/09-2	Wet	12/16/2008	12/23/2008	Pesticide	Dinoseb	n/a	<	2.5	µg/L	EPA 8151A	2.5	2.5	Calscience	
ME-CC	2008/09-2	Wet	12/16/2008	1/2/2009	Pesticide	Disulfoton	n/a	<	0.001	µg/L	EPA 625m	0.001	0.002	CRG	
ME-CC	2008/09-2	Wet	12/16/2008	1/2/2009	Pesticide	Endosulfan sulfate	n/a	<	0.001	µg/L	EPA 625m	0.001	0.005	CRG	
ME-CC	2008/09-2	Wet	12/16/2008	1/2/2009	Pesticide	Endosulfan-I	n/a	<	0.001	µg/L	EPA 625m	0.001	0.005	CRG	
ME-CC	2008/09-2	Wet	12/16/2008	1/2/2009	Pesticide	Endosulfan-II	n/a	<	0.001	µg/L	EPA 625m	0.001	0.005	CRG	
ME-CC	2008/09-2	Wet	12/16/2008	1/2/2009	Pesticide	Endrin	n/a	<	0.001	µg/L	EPA 625m	0.001	0.005	CRG	
ME-CC	2008/09-2	Wet	12/16/2008	1/2/2009	Pesticide	Endrin aldehyde	n/a	<	0.001	µg/L	EPA 625m	0.001	0.005	CRG	
ME-CC	2008/09-2	Wet	12/16/2008	1/2/2009	Pesticide	Endrin ketone	n/a	<	0.001	µg/L	EPA 625m	0.001	0.005	CRG	
ME-CC	2008/09-2	Wet	12/16/2008	1/2/2009	Pesticide	Ethoprop	n/a	<	0.001	µg/L	EPA 625m	0.001	0.002	CRG	
ME-CC	2008/09-2	Wet	12/16/2008	1/2/2009	Pesticide	Fenchlorophos (Ronnel)	n/a	<	0.002	µg/L	EPA 625m	0.002	0.004	CRG	
ME-CC	2008/09-2	Wet	12/16/2008	1/2/2009	Pesticide	Fensulfothion	n/a	<	0.001	µg/L	EPA 625m	0.001	0.002	CRG	
ME-CC	2008/09-2	Wet	12/16/2008	1/2/2009	Pesticide	Fenthion	n/a	<	0.002	µg/L	EPA 625m	0.002	0.004	CRG	
ME-CC	2008/09-2	Wet	12/16/2008	12/26/2008	Pesticide	Glyphosate	n/a	<	9	µg/L	EPA 547	9	25	WL	
ME-CC	2008/09-2	Wet	12/16/2008	1/2/2009	Pesticide	Heptachlor	n/a	<	0.001	µg/L	EPA 625m	0.001	0.005	CRG	
ME-CC	2008/09-2	Wet	12/16/2008	1/2/2009	Pesticide	Heptachlor epoxide	n/a	<	0.001	µg/L	EPA 625m	0.001	0.005	CRG	
ME-CC	2008/09-2	Wet	12/16/2008	1/2/2009	Pesticide	Malathion	n/a	=	0.1133	µg/L	EPA 625m	0.003	0.006	CRG	UL-FB
ME-CC	2008/09-2	Wet	12/16/2008	12/23/2008	Pesticide	MCPA	n/a	<	500	µg/L	EPA 8151A	500	500	Calscience	
ME-CC	2008/09-2	Wet	12/16/2008	12/23/2008	Pesticide	MCPP	n/a	<	500	µg/L	EPA 8151A	500	500	Calscience	
ME-CC	2008/09-2	Wet	12/16/2008	1/2/2009	Pesticide	Merphos	n/a	<	0.001	µg/L	EPA 625m	0.001	0.002	CRG	
ME-CC	2008/09-2	Wet	12/16/2008	1/2/2009	Pesticide	Methamidophos	n/a	<	0.05	µg/L	EPA 625m	0.05	0.1	CRG	
ME-CC	2008/09-2	Wet	12/16/2008	1/2/2009	Pesticide	Methoxychlor	n/a	<	0.001	µg/L	EPA 625m	0.001	0.005	CRG	
ME-CC	2008/09-2	Wet	12/16/2008	1/2/2009	Pesticide	Methyl parathion	n/a	<	0.001	µg/L	EPA 625m	0.001	0.002	CRG	
ME-CC	2008/09-2	Wet	12/16/2008	1/2/2009	Pesticide	Mevinphos	n/a	<	0.008	µg/L	EPA 625m	0.008	0.016	CRG	
ME-CC	2008/09-2	Wet	12/16/2008	1/2/2009	Pesticide	Mirex	n/a	<	0.001	µg/L	EPA 625m	0.001	0.005	CRG	
ME-CC	2008/09-2	Wet	12/16/2008	1/2/2009	Pesticide	Oxychlorodane	n/a	<	0.001	µg/L	EPA 625m	0.001	0.005	CRG	
ME-CC	2008/09-2	Wet	12/16/2008	1/2/2009	Pesticide	Phorate	n/a	<	0.006	µg/L	EPA 625m	0.006	0.012	CRG	
ME-CC	2008/09-2	Wet	12/16/2008	1/2/2009	Pesticide	Tetrachlorovinphos (Stirofos)	n/a	<	0.002	µg/L	EPA 625m	0.002	0.004	CRG	
ME-CC	2008/09-2	Wet	12/16/2008	1/2/2009	Pesticide	Tokuthion	n/a	<	0.003	µg/L	EPA 625m	0.003	0.006	CRG	
ME-CC	2008/09-2	Wet	12/16/2008	1/2/2009	Pesticide	Toxaphene	n/a	=	0.4975	µg/L	EPA 625m	0.01	0.05	CRG	UL-FB
ME-CC	2008/09-2	Wet	12/16/2008	1/2/2009	Pesticide	trans-Nonachlor	n/a	=	0.0067	µg/L	EPA 625m	0.001	0.005	CRG	
ME-CC	2008/09-2	Wet	12/16/2008	1/2/2009	Pesticide	Trichloronate	n/a	<	0.001	µg/L	EPA 625m	0.001	0.002	CRG	
ME-CC	2008/09-3	Wet	2/6/2009	2/14/2009	Anion	Perchlorate	n/a	<	0.36	µg/L	EPA 314.0	0.36	2	Calscience	
ME-CC	2008/09-3	Wet	2/6/2009	2/7/2009	Bacteriological	E. Coli	n/a	=	4106	MPN/100 mL	MMO-MUG	10	10	VCHCA	
ME-CC	2008/09-3	Wet	2/6/2009	2/7/2009	Bacteriological	Enterococcus	n/a	=	11840	MPN/100 mL	Enterolert	100	100	VCHCA	
ME-CC	2008/09-3	Wet	2/6/2009	2/10/2009	Bacteriological	Fecal Coliform	n/a	=	5000	MPN/100 mL	SM 9221 E	2	2	VCHCA	
ME-CC	2008/09-3	Wet	2/6/2009	2/7/2009	Bacteriological	Total Coliform	n/a	=	241920	MPN/100 mL	MMO-MUG	100	100	VCHCA	
ME-CC	2008/09-3	Wet	2/6/2009	2/8/2009	Conventional	BOD	n/a	=	5.2	mg/L	SM 5210 B	2	2	CRG	
ME-CC	2008/09-3	Wet	2/6/2009	2/7/2009	Conventional	Conductivity	n/a	=	447	µmhos/cm	SM 2510	1	1	CRG	
ME-CC	2008/09-3	Wet	2/6/2009	2/7/2009	Conventional	pH	n/a	=	8	pH Units	SM 4500H+	0.1	0.1	CRG	
ME-CC	2008/09-3	Wet	2/6/2009	3/4/2009	Hydrocarbon	Oil and Grease	n/a	<	1	mg/L	EPA 1664A	1	5	CRG	
ME-CC	2008/09-3	Wet	2/6/2009	3/4/2009	Hydrocarbon	TRPH	n/a	<	1	mg/L	EPA 1664	1	5	CRG	
ME-CC	2008/09-3	Wet	2/6/2009	2/25/2009	Metal	Mercury	Dissolved	=	1	ng/L	EPA 1631Em	0.5	1	CRG	
ME-CC	2008/09-3	Wet	2/6/2009	2/25/2009	Metal	Mercury	Total	=	24.4	ng/L	EPA 1631Em	0.5	1	CRG	
ME-CC	2008/09-3	Wet	2/6/2009	3/2/2009	Nutrient	Ammonia as N	n/a	=	0.18	mg/L	SM 4500-NH3 F	0.03	0.03	CRG	
ME-CC	2008/09-3	Wet	2/7/2009	2/27/2009	Anion	Bromide	n/a	=	0.21	mg/L	EPA 300.0	0.001	0.005	CRG	
ME-CC	2008/09-3	Wet	2/7/2009	2/28/2009	Anion	Chloride	n/a	=	57.38	mg/L	EPA 300.0	0.01	0.05	CRG	
ME-CC	2008/09-3	Wet	2/7/2009	2/24/2009	Conventional	Hardness as CaCO3	Total	=	117.2	mg/L	SM 2340 B	1	5	CRG	
ME-CC	2008/09-3	Wet	2/7/2009	2/13/2009	Conventional	Total Dissolved Solids	n/a	=	388	mg/L	SM 2540 C	0.1	5	CRG	
ME-CC	2008/09-3	Wet	2/7/2009	2/27/2009	Conventional	Total Organic Carbon	n/a	=	4.9	mg/L	SM 5310 B	0.1	0.2	CRG	
ME-CC	2008/09-3	Wet	2/7/2009	2/14/2009	Conventional	Total Suspended Solids	n/a	=	130.5	mg/L	SM 2540 D	0.5	5	CRG	

Appendix F
2008/09 Laboratory Environmental Analysis Results

Site ID	Event ID	Event Type	Sample Date	Analysis Date	Classification	Constituent	Fraction	Sign	Result	Units	Method	MDL	RL	Analyzing Lab	Program Qualification
ME-CC	2008/09-3	Wet	2/7/2009	2/9/2009	Conventional	Turbidity	n/a	=	54.6	NTU	EPA 180.1	1	2	CRG	
ME-CC	2008/09-3	Wet	2/7/2009	2/24/2009	Metal	Aluminum	Dissolved	<	5	µg/L	EPA 200.8m	5	10	CRG	
ME-CC	2008/09-3	Wet	2/7/2009	2/24/2009	Metal	Aluminum	Total	=	919	µg/L	EPA 200.8m	5	10	CRG	
ME-CC	2008/09-3	Wet	2/7/2009	2/24/2009	Metal	Arsenic	Dissolved	=	2.6	µg/L	EPA 200.8m	0.2	0.5	CRG	
ME-CC	2008/09-3	Wet	2/7/2009	2/24/2009	Metal	Arsenic	Total	=	2.8	µg/L	EPA 200.8m	0.2	0.5	CRG	
ME-CC	2008/09-3	Wet	2/7/2009	2/24/2009	Metal	Cadmium	Dissolved	<	0.2	µg/L	EPA 200.8m	0.2	0.4	CRG	
ME-CC	2008/09-3	Wet	2/7/2009	2/24/2009	Metal	Cadmium	Total	=	0.4	µg/L	EPA 200.8m	0.2	0.4	CRG	
ME-CC	2008/09-3	Wet	2/7/2009	2/24/2009	Metal	Chromium	Dissolved	DNQ	0.3	µg/L	EPA 200.8m	0.1	0.5	CRG	
ME-CC	2008/09-3	Wet	2/7/2009	2/24/2009	Metal	Chromium	Total	=	2.6	µg/L	EPA 200.8m	0.1	0.5	CRG	
ME-CC	2008/09-3	Wet	2/7/2009	2/13/2009	Metal	Chromium VI	Total	<	5	µg/L	SM 3500-Cr D	5	10	CRG	
ME-CC	2008/09-3	Wet	2/7/2009	2/24/2009	Metal	Copper	Dissolved	=	3.4	µg/L	EPA 200.8m	0.4	0.8	CRG	
ME-CC	2008/09-3	Wet	2/7/2009	2/24/2009	Metal	Copper	Total	=	10.1	µg/L	EPA 200.8m	0.4	0.8	CRG	
ME-CC	2008/09-3	Wet	2/7/2009	2/24/2009	Metal	Lead	Dissolved	<	0.05	µg/L	EPA 200.8m	0.05	0.1	CRG	
ME-CC	2008/09-3	Wet	2/7/2009	2/24/2009	Metal	Lead	Total	=	3.06	µg/L	EPA 200.8m	0.05	0.1	CRG	
ME-CC	2008/09-3	Wet	2/7/2009	2/24/2009	Metal	Nickel	Dissolved	=	2.6	µg/L	EPA 200.8m	0.2	0.5	CRG	
ME-CC	2008/09-3	Wet	2/7/2009	2/24/2009	Metal	Nickel	Total	=	6.6	µg/L	EPA 200.8m	0.2	0.5	CRG	
ME-CC	2008/09-3	Wet	2/7/2009	2/24/2009	Metal	Selenium	Dissolved	=	1.3	µg/L	EPA 200.8m	0.2	0.5	CRG	
ME-CC	2008/09-3	Wet	2/7/2009	2/24/2009	Metal	Selenium	Total	=	0.9	µg/L	EPA 200.8m	0.2	0.5	CRG	
ME-CC	2008/09-3	Wet	2/7/2009	2/24/2009	Metal	Silver	Dissolved	<	0.5	µg/L	EPA 200.8m	0.5	1	CRG	
ME-CC	2008/09-3	Wet	2/7/2009	2/24/2009	Metal	Silver	Total	<	0.5	µg/L	EPA 200.8m	0.5	1	CRG	
ME-CC	2008/09-3	Wet	2/7/2009	2/24/2009	Metal	Thallium	Dissolved	<	0.1	µg/L	EPA 200.8m	0.1	0.5	CRG	
ME-CC	2008/09-3	Wet	2/7/2009	2/24/2009	Metal	Thallium	Total	<	0.1	µg/L	EPA 200.8m	0.1	0.5	CRG	
ME-CC	2008/09-3	Wet	2/7/2009	2/24/2009	Metal	Zinc	Dissolved	=	6.2	µg/L	EPA 200.8m	0.1	0.5	CRG	
ME-CC	2008/09-3	Wet	2/7/2009	2/24/2009	Metal	Zinc	Total	=	40.5	µg/L	EPA 200.8m	0.1	0.5	CRG	
ME-CC	2008/09-3	Wet	2/7/2009	2/9/2009	Nutrient	Nitrate as N	n/a	=	3.14	mg/L	EPA 300.0	0.01	0.05	CRG	
ME-CC	2008/09-3	Wet	2/7/2009	2/9/2009	Nutrient	Nitrite as N	n/a	=	0.1	mg/L	EPA 300.0	0.01	0.05	CRG	
ME-CC	2008/09-3	Wet	2/7/2009	2/9/2009	Nutrient	Orthophosphate as P (Diss)	n/a	=	0.524	mg/L	EPA 300.0	0.0075	0.01	CRG	
ME-CC	2008/09-3	Wet	2/7/2009	2/17/2009	Nutrient	TKN	n/a	=	0.38	mg/L	EPA 351.1	0.05	0.05	TA	
ME-CC	2008/09-3	Wet	2/7/2009	2/23/2009	Nutrient	Total Phosphorus	Dissolved	=	0.605	mg/L	SM 4500-P E	0.016	0.05	CRG	
ME-CC	2008/09-3	Wet	2/7/2009	2/23/2009	Nutrient	Total Phosphorus	Total	=	1.056	mg/L	SM 4500-P E	0.016	0.05	CRG	
ME-CC	2008/09-3	Wet	2/7/2009	3/2/2009	Organic	1,2,4-Trichlorobenzene	n/a	<	0.01	µg/L	EPA 625m	0.01	0.05	CRG	
ME-CC	2008/09-3	Wet	2/7/2009	3/2/2009	Organic	1,2-Dichlorobenzene	n/a	<	0.01	µg/L	EPA 625m	0.01	0.05	CRG	
ME-CC	2008/09-3	Wet	2/7/2009	3/2/2009	Organic	1,3-Dichlorobenzene	n/a	<	0.01	µg/L	EPA 625m	0.01	0.05	CRG	
ME-CC	2008/09-3	Wet	2/7/2009	3/2/2009	Organic	1,4-Dichlorobenzene	n/a	<	0.01	µg/L	EPA 625m	0.01	0.05	CRG	
ME-CC	2008/09-3	Wet	2/7/2009	3/2/2009	Organic	1-Methylnaphthalene	n/a	DNQ	0.0027	µg/L	EPA 625m	0.001	0.005	CRG	
ME-CC	2008/09-3	Wet	2/7/2009	3/2/2009	Organic	1-Methylphenanthrene	n/a	<	0.001	µg/L	EPA 625m	0.001	0.005	CRG	
ME-CC	2008/09-3	Wet	2/7/2009	3/2/2009	Organic	2,3,5-Trimethylnaphthalene	n/a	<	0.001	µg/L	EPA 625m	0.001	0.005	CRG	
ME-CC	2008/09-3	Wet	2/7/2009	3/2/2009	Organic	2,4,6-Trichlorophenol	n/a	<	0.05	µg/L	EPA 625m	0.05	0.1	CRG	
ME-CC	2008/09-3	Wet	2/7/2009	3/2/2009	Organic	2,4-Dichlorophenol	n/a	<	0.05	µg/L	EPA 625m	0.05	0.1	CRG	
ME-CC	2008/09-3	Wet	2/7/2009	3/2/2009	Organic	2,4-Dimethylphenol	n/a	<	0.1	µg/L	EPA 625m	0.1	0.2	CRG	
ME-CC	2008/09-3	Wet	2/7/2009	3/2/2009	Organic	2,4-Dinitrophenol	n/a	<	0.1	µg/L	EPA 625m	0.1	0.2	CRG	
ME-CC	2008/09-3	Wet	2/7/2009	3/2/2009	Organic	2,4-Dinitrotoluene	n/a	<	0.05	µg/L	EPA 625m	0.05	0.1	CRG	
ME-CC	2008/09-3	Wet	2/7/2009	3/2/2009	Organic	2,6-Dimethylnaphthalene	n/a	DNQ	0.0032	µg/L	EPA 625m	0.001	0.005	CRG	
ME-CC	2008/09-3	Wet	2/7/2009	3/2/2009	Organic	2,6-Dinitrotoluene	n/a	<	0.05	µg/L	EPA 625m	0.05	0.1	CRG	
ME-CC	2008/09-3	Wet	2/7/2009	3/2/2009	Organic	2-Chloronaphthalene	n/a	<	0.05	µg/L	EPA 625m	0.05	0.1	CRG	
ME-CC	2008/09-3	Wet	2/7/2009	3/2/2009	Organic	2-Chlorophenol	n/a	<	0.05	µg/L	EPA 625m	0.05	0.1	CRG	
ME-CC	2008/09-3	Wet	2/7/2009	3/2/2009	Organic	2-Methyl-4,6-dinitrophenol	n/a	<	0.1	µg/L	EPA 625m	0.1	0.2	CRG	
ME-CC	2008/09-3	Wet	2/7/2009	3/2/2009	Organic	2-Methylnaphthalene	n/a	DNQ	0.0037	µg/L	EPA 625m	0.001	0.005	CRG	
ME-CC	2008/09-3	Wet	2/7/2009	3/2/2009	Organic	2-Nitrophenol	n/a	<	0.1	µg/L	EPA 625m	0.1	0.2	CRG	
ME-CC	2008/09-3	Wet	2/7/2009	3/2/2009	Organic	3,3'-Dichlorobenzidine	n/a	<	0.05	µg/L	EPA 625m	0.05	0.1	CRG	
ME-CC	2008/09-3	Wet	2/7/2009	3/2/2009	Organic	4-Bromophenyl phenyl ether	n/a	<	0.05	µg/L	EPA 625m	0.05	0.1	CRG	
ME-CC	2008/09-3	Wet	2/7/2009	3/2/2009	Organic	4-Chloro-3-methylphenol	n/a	<	0.1	µg/L	EPA 625m	0.1	0.2	CRG	
ME-CC	2008/09-3	Wet	2/7/2009	3/2/2009	Organic	4-Chlorophenyl phenyl ether	n/a	<	0.05	µg/L	EPA 625m	0.05	0.1	CRG	
ME-CC	2008/09-3	Wet	2/7/2009	3/2/2009	Organic	4-Nitrophenol	n/a	<	0.1	µg/L	EPA 625m	0.1	0.2	CRG	
ME-CC	2008/09-3	Wet	2/7/2009	3/2/2009	Organic	Acenaphthene	n/a	<	0.001	µg/L	EPA 625m	0.001	0.005	CRG	
ME-CC	2008/09-3	Wet	2/7/2009	3/2/2009	Organic	Acenaphthylene	n/a	DNQ	0.001	µg/L	EPA 625m	0.001	0.005	CRG	

Appendix F
2008/09 Laboratory Environmental Analysis Results

Site ID	Event ID	Event Type	Sample Date	Analysis Date	Classification	Constituent	Fraction	Sign	Result	Units	Method	MDL	RL	Analyzing Lab	Program Qualification
ME-CC	2008/09-3	Wet	2/7/2009	3/2/2009	Organic	Anthracene	n/a	<	0.001	µg/L	EPA 625m	0.001	0.005	CRG	
ME-CC	2008/09-3	Wet	2/7/2009	3/2/2009	Organic	Azobenzene	n/a	<	0.05	µg/L	EPA 625m	0.05	0.1	CRG	
ME-CC	2008/09-3	Wet	2/7/2009	3/2/2009	Organic	Benzidine	n/a	<	0.05	µg/L	EPA 625m	0.05	0.1	CRG	
ME-CC	2008/09-3	Wet	2/7/2009	3/2/2009	Organic	Benzo(a)anthracene	n/a	DNQ	0.002	µg/L	EPA 625m	0.001	0.005	CRG	
ME-CC	2008/09-3	Wet	2/7/2009	3/2/2009	Organic	Benzo(a)pyrene	n/a	DNQ	0.0019	µg/L	EPA 625m	0.001	0.005	CRG	
ME-CC	2008/09-3	Wet	2/7/2009	3/2/2009	Organic	Benzo(b)fluoranthene	n/a	=	0.0061	µg/L	EPA 625m	0.001	0.005	CRG	
ME-CC	2008/09-3	Wet	2/7/2009	3/2/2009	Organic	Benzo(e)pyrene	n/a	DNQ	0.0048	µg/L	EPA 625m	0.001	0.005	CRG	
ME-CC	2008/09-3	Wet	2/7/2009	3/2/2009	Organic	Benzo(g,h,i)perylene	n/a	DNQ	0.0045	µg/L	EPA 625m	0.001	0.005	CRG	
ME-CC	2008/09-3	Wet	2/7/2009	3/2/2009	Organic	Benzo(k)fluoranthene	n/a	DNQ	0.0033	µg/L	EPA 625m	0.001	0.005	CRG	
ME-CC	2008/09-3	Wet	2/7/2009	3/2/2009	Organic	Biphenyl	n/a	DNQ	0.002	µg/L	EPA 625m	0.001	0.005	CRG	
ME-CC	2008/09-3	Wet	2/7/2009	3/2/2009	Organic	Bis(2-chloroethoxy)methane	n/a	<	0.05	µg/L	EPA 625m	0.05	0.1	CRG	
ME-CC	2008/09-3	Wet	2/7/2009	3/2/2009	Organic	Bis(2-chloroethyl)ether	n/a	<	0.05	µg/L	EPA 625m	0.05	0.1	CRG	
ME-CC	2008/09-3	Wet	2/7/2009	3/2/2009	Organic	Bis(2-chloroisopropyl)ether	n/a	<	0.05	µg/L	EPA 625m	0.05	0.1	CRG	
ME-CC	2008/09-3	Wet	2/7/2009	3/2/2009	Organic	Bis(2-ethylhexyl)phthalate	n/a	=	0.656	µg/L	EPA 625m	0.1	0.125	CRG	
ME-CC	2008/09-3	Wet	2/7/2009	3/2/2009	Organic	Butyl benzyl phthalate	n/a	=	0.184	µg/L	EPA 625m	0.025	0.05	CRG	
ME-CC	2008/09-3	Wet	2/7/2009	3/2/2009	Organic	Chrysene	n/a	=	0.0061	µg/L	EPA 625m	0.001	0.005	CRG	
ME-CC	2008/09-3	Wet	2/7/2009	3/2/2009	Organic	Dibenz(a,h)anthracene	n/a	<	0.001	µg/L	EPA 625m	0.001	0.005	CRG	
ME-CC	2008/09-3	Wet	2/7/2009	3/2/2009	Organic	Dibenzothiophene	n/a	=	0.0069	µg/L	EPA 625m	0.001	0.005	CRG	
ME-CC	2008/09-3	Wet	2/7/2009	3/2/2009	Organic	Diethyl phthalate	n/a	<	0.1	µg/L	EPA 625m	0.1	0.125	CRG	
ME-CC	2008/09-3	Wet	2/7/2009	3/2/2009	Organic	Dimethyl phthalate	n/a	<	0.05	µg/L	EPA 625m	0.05	0.075	CRG	
ME-CC	2008/09-3	Wet	2/7/2009	3/2/2009	Organic	Di-n-butylphthalate	n/a	<	0.075	µg/L	EPA 625m	0.075	0.1	CRG	
ME-CC	2008/09-3	Wet	2/7/2009	3/2/2009	Organic	Di-n-octylphthalate	n/a	=	0.033	µg/L	EPA 625m	0.01	0.02	CRG	
ME-CC	2008/09-3	Wet	2/7/2009	3/2/2009	Organic	Fluoranthene	n/a	=	0.0231	µg/L	EPA 625m	0.001	0.005	CRG	HB-MSR
ME-CC	2008/09-3	Wet	2/7/2009	3/2/2009	Organic	Fluorene	n/a	<	0.001	µg/L	EPA 625m	0.001	0.005	CRG	
ME-CC	2008/09-3	Wet	2/7/2009	3/2/2009	Organic	Hexachlorobenzene	n/a	<	0.001	µg/L	EPA 625m	0.001	0.005	CRG	
ME-CC	2008/09-3	Wet	2/7/2009	3/2/2009	Organic	Hexachlorobutadiene	n/a	<	0.05	µg/L	EPA 625m	0.05	0.1	CRG	
ME-CC	2008/09-3	Wet	2/7/2009	3/2/2009	Organic	Hexachlorocyclopentadiene	n/a	<	0.05	µg/L	EPA 625m	0.05	0.1	CRG	
ME-CC	2008/09-3	Wet	2/7/2009	3/2/2009	Organic	Hexachloroethane	n/a	<	0.05	µg/L	EPA 625m	0.05	0.1	CRG	
ME-CC	2008/09-3	Wet	2/7/2009	3/2/2009	Organic	Indeno(1,2,3-cd)pyrene	n/a	DNQ	0.0049	µg/L	EPA 625m	0.001	0.005	CRG	
ME-CC	2008/09-3	Wet	2/7/2009	3/2/2009	Organic	Isophorone	n/a	<	0.05	µg/L	EPA 625m	0.05	0.1	CRG	
ME-CC	2008/09-3	Wet	2/7/2009	3/2/2009	Organic	Naphthalene	n/a	DNQ	0.0038	µg/L	EPA 625m	0.001	0.005	CRG	LB-MSR
ME-CC	2008/09-3	Wet	2/7/2009	3/2/2009	Organic	Nitrobenzene	n/a	<	0.05	µg/L	EPA 625m	0.05	0.1	CRG	
ME-CC	2008/09-3	Wet	2/7/2009	3/2/2009	Organic	N-Nitrosodimethylamine	n/a	<	0.05	µg/L	EPA 625m	0.05	0.1	CRG	
ME-CC	2008/09-3	Wet	2/7/2009	3/2/2009	Organic	N-Nitrosodi-N-propylamine	n/a	<	0.05	µg/L	EPA 625m	0.05	0.1	CRG	LB-MSR
ME-CC	2008/09-3	Wet	2/7/2009	3/2/2009	Organic	N-Nitrosodiphenylamine	n/a	<	0.05	µg/L	EPA 625m	0.05	0.1	CRG	
ME-CC	2008/09-3	Wet	2/7/2009	3/2/2009	Organic	Pentachlorophenol	n/a	<	0.05	µg/L	EPA 625m	0.05	0.1	CRG	
ME-CC	2008/09-3	Wet	2/7/2009	3/2/2009	Organic	Perylene	n/a	DNQ	0.0017	µg/L	EPA 625m	0.001	0.005	CRG	
ME-CC	2008/09-3	Wet	2/7/2009	3/2/2009	Organic	Phenanthrene	n/a	DNQ	0.0045	µg/L	EPA 625m	0.001	0.005	CRG	
ME-CC	2008/09-3	Wet	2/7/2009	3/2/2009	Organic	Phenol	n/a	<	0.1	µg/L	EPA 625m	0.1	0.2	CRG	
ME-CC	2008/09-3	Wet	2/7/2009	3/2/2009	Organic	Pyrene	n/a	=	0.0218	µg/L	EPA 625m	0.001	0.005	CRG	
ME-CC	2008/09-3	Wet	2/7/2009	3/2/2009	PCB	Aroclor 1016	n/a	<	0.01	µg/L	EPA 625m	0.01	0.02	CRG	
ME-CC	2008/09-3	Wet	2/7/2009	3/2/2009	PCB	Aroclor 1221	n/a	<	0.01	µg/L	EPA 625m	0.01	0.02	CRG	
ME-CC	2008/09-3	Wet	2/7/2009	3/2/2009	PCB	Aroclor 1232	n/a	<	0.01	µg/L	EPA 625m	0.01	0.02	CRG	
ME-CC	2008/09-3	Wet	2/7/2009	3/2/2009	PCB	Aroclor 1242	n/a	<	0.01	µg/L	EPA 625m	0.01	0.02	CRG	
ME-CC	2008/09-3	Wet	2/7/2009	3/2/2009	PCB	Aroclor 1248	n/a	<	0.01	µg/L	EPA 625m	0.01	0.02	CRG	
ME-CC	2008/09-3	Wet	2/7/2009	3/2/2009	PCB	Aroclor 1254	n/a	<	0.01	µg/L	EPA 625m	0.01	0.02	CRG	
ME-CC	2008/09-3	Wet	2/7/2009	3/2/2009	PCB	Aroclor 1260	n/a	<	0.01	µg/L	EPA 625m	0.01	0.02	CRG	
ME-CC	2008/09-3	Wet	2/7/2009	3/2/2009	PCB	PCB 003	n/a	<	0.001	µg/L	EPA 625m	0.001	0.005	CRG	LB-MSR
ME-CC	2008/09-3	Wet	2/7/2009	3/2/2009	PCB	PCB 008	n/a	<	0.001	µg/L	EPA 625m	0.001	0.005	CRG	LB-MSR
ME-CC	2008/09-3	Wet	2/7/2009	3/2/2009	PCB	PCB 018	n/a	<	0.001	µg/L	EPA 625m	0.001	0.005	CRG	LB-MSR
ME-CC	2008/09-3	Wet	2/7/2009	3/2/2009	PCB	PCB 028	n/a	<	0.001	µg/L	EPA 625m	0.001	0.005	CRG	LB-MSR
ME-CC	2008/09-3	Wet	2/7/2009	3/2/2009	PCB	PCB 031	n/a	<	0.001	µg/L	EPA 625m	0.001	0.005	CRG	LB-MSR
ME-CC	2008/09-3	Wet	2/7/2009	3/2/2009	PCB	PCB 033	n/a	<	0.001	µg/L	EPA 625m	0.001	0.005	CRG	LB-MSR
ME-CC	2008/09-3	Wet	2/7/2009	3/2/2009	PCB	PCB 037	n/a	<	0.001	µg/L	EPA 625m	0.001	0.005	CRG	
ME-CC	2008/09-3	Wet	2/7/2009	3/2/2009	PCB	PCB 044	n/a	<	0.001	µg/L	EPA 625m	0.001	0.005	CRG	
ME-CC	2008/09-3	Wet	2/7/2009	3/2/2009	PCB	PCB 049	n/a	<	0.001	µg/L	EPA 625m	0.001	0.005	CRG	

Appendix F
2008/09 Laboratory Environmental Analysis Results

Site ID	Event ID	Event Type	Sample Date	Analysis Date	Classification	Constituent	Fraction	Sign	Result	Units	Method	MDL	RL	Analyzing Lab	Program Qualification
ME-CC	2008/09-3	Wet	2/7/2009	3/2/2009	PCB	PCB 052	n/a	<	0.001	µg/L	EPA 625m	0.001	0.005	CRG	
ME-CC	2008/09-3	Wet	2/7/2009	3/2/2009	PCB	PCB 056 + 060	n/a	<	0.001	µg/L	EPA 625m	0.001	0.005	CRG	
ME-CC	2008/09-3	Wet	2/7/2009	3/2/2009	PCB	PCB 066	n/a	<	0.001	µg/L	EPA 625m	0.001	0.005	CRG	
ME-CC	2008/09-3	Wet	2/7/2009	3/2/2009	PCB	PCB 070	n/a	<	0.001	µg/L	EPA 625m	0.001	0.005	CRG	
ME-CC	2008/09-3	Wet	2/7/2009	3/2/2009	PCB	PCB 074	n/a	<	0.001	µg/L	EPA 625m	0.001	0.005	CRG	
ME-CC	2008/09-3	Wet	2/7/2009	3/2/2009	PCB	PCB 077	n/a	<	0.001	µg/L	EPA 625m	0.001	0.005	CRG	
ME-CC	2008/09-3	Wet	2/7/2009	3/2/2009	PCB	PCB 081	n/a	<	0.001	µg/L	EPA 625m	0.001	0.005	CRG	
ME-CC	2008/09-3	Wet	2/7/2009	3/2/2009	PCB	PCB 087	n/a	<	0.001	µg/L	EPA 625m	0.001	0.005	CRG	LB-MSR
ME-CC	2008/09-3	Wet	2/7/2009	3/2/2009	PCB	PCB 095	n/a	<	0.001	µg/L	EPA 625m	0.001	0.005	CRG	LB-MSR
ME-CC	2008/09-3	Wet	2/7/2009	3/2/2009	PCB	PCB 097	n/a	<	0.001	µg/L	EPA 625m	0.001	0.005	CRG	
ME-CC	2008/09-3	Wet	2/7/2009	3/2/2009	PCB	PCB 099	n/a	<	0.001	µg/L	EPA 625m	0.001	0.005	CRG	
ME-CC	2008/09-3	Wet	2/7/2009	3/2/2009	PCB	PCB 101	n/a	<	0.001	µg/L	EPA 625m	0.001	0.005	CRG	
ME-CC	2008/09-3	Wet	2/7/2009	3/2/2009	PCB	PCB 105	n/a	<	0.001	µg/L	EPA 625m	0.001	0.005	CRG	
ME-CC	2008/09-3	Wet	2/7/2009	3/2/2009	PCB	PCB 110	n/a	<	0.001	µg/L	EPA 625m	0.001	0.005	CRG	
ME-CC	2008/09-3	Wet	2/7/2009	3/2/2009	PCB	PCB 114	n/a	<	0.001	µg/L	EPA 625m	0.001	0.005	CRG	
ME-CC	2008/09-3	Wet	2/7/2009	3/2/2009	PCB	PCB 118	n/a	<	0.001	µg/L	EPA 625m	0.001	0.005	CRG	
ME-CC	2008/09-3	Wet	2/7/2009	3/2/2009	PCB	PCB 119	n/a	<	0.001	µg/L	EPA 625m	0.001	0.005	CRG	
ME-CC	2008/09-3	Wet	2/7/2009	3/2/2009	PCB	PCB 123	n/a	<	0.001	µg/L	EPA 625m	0.001	0.005	CRG	
ME-CC	2008/09-3	Wet	2/7/2009	3/2/2009	PCB	PCB 126	n/a	<	0.001	µg/L	EPA 625m	0.001	0.005	CRG	
ME-CC	2008/09-3	Wet	2/7/2009	3/2/2009	PCB	PCB 128	n/a	<	0.001	µg/L	EPA 625m	0.001	0.005	CRG	
ME-CC	2008/09-3	Wet	2/7/2009	3/2/2009	PCB	PCB 138	n/a	<	0.001	µg/L	EPA 625m	0.001	0.005	CRG	
ME-CC	2008/09-3	Wet	2/7/2009	3/2/2009	PCB	PCB 141	n/a	<	0.001	µg/L	EPA 625m	0.001	0.005	CRG	LB-MSR
ME-CC	2008/09-3	Wet	2/7/2009	3/2/2009	PCB	PCB 149	n/a	<	0.001	µg/L	EPA 625m	0.001	0.005	CRG	
ME-CC	2008/09-3	Wet	2/7/2009	3/2/2009	PCB	PCB 151	n/a	<	0.001	µg/L	EPA 625m	0.001	0.005	CRG	
ME-CC	2008/09-3	Wet	2/7/2009	3/2/2009	PCB	PCB 153	n/a	<	0.001	µg/L	EPA 625m	0.001	0.005	CRG	
ME-CC	2008/09-3	Wet	2/7/2009	3/2/2009	PCB	PCB 156	n/a	<	0.001	µg/L	EPA 625m	0.001	0.005	CRG	
ME-CC	2008/09-3	Wet	2/7/2009	3/2/2009	PCB	PCB 157	n/a	<	0.001	µg/L	EPA 625m	0.001	0.005	CRG	
ME-CC	2008/09-3	Wet	2/7/2009	3/2/2009	PCB	PCB 158	n/a	<	0.001	µg/L	EPA 625m	0.001	0.005	CRG	
ME-CC	2008/09-3	Wet	2/7/2009	3/2/2009	PCB	PCB 167	n/a	<	0.001	µg/L	EPA 625m	0.001	0.005	CRG	
ME-CC	2008/09-3	Wet	2/7/2009	3/2/2009	PCB	PCB 168 + 132	n/a	<	0.001	µg/L	EPA 625m	0.001	0.005	CRG	
ME-CC	2008/09-3	Wet	2/7/2009	3/2/2009	PCB	PCB 169	n/a	<	0.001	µg/L	EPA 625m	0.001	0.005	CRG	
ME-CC	2008/09-3	Wet	2/7/2009	3/2/2009	PCB	PCB 170	n/a	<	0.001	µg/L	EPA 625m	0.001	0.005	CRG	
ME-CC	2008/09-3	Wet	2/7/2009	3/2/2009	PCB	PCB 174	n/a	<	0.001	µg/L	EPA 625m	0.001	0.005	CRG	
ME-CC	2008/09-3	Wet	2/7/2009	3/2/2009	PCB	PCB 177	n/a	<	0.001	µg/L	EPA 625m	0.001	0.005	CRG	
ME-CC	2008/09-3	Wet	2/7/2009	3/2/2009	PCB	PCB 180	n/a	<	0.001	µg/L	EPA 625m	0.001	0.005	CRG	
ME-CC	2008/09-3	Wet	2/7/2009	3/2/2009	PCB	PCB 183	n/a	<	0.001	µg/L	EPA 625m	0.001	0.005	CRG	
ME-CC	2008/09-3	Wet	2/7/2009	3/2/2009	PCB	PCB 187	n/a	<	0.001	µg/L	EPA 625m	0.001	0.005	CRG	
ME-CC	2008/09-3	Wet	2/7/2009	3/2/2009	PCB	PCB 189	n/a	<	0.001	µg/L	EPA 625m	0.001	0.005	CRG	
ME-CC	2008/09-3	Wet	2/7/2009	3/2/2009	PCB	PCB 194	n/a	<	0.001	µg/L	EPA 625m	0.001	0.005	CRG	
ME-CC	2008/09-3	Wet	2/7/2009	3/2/2009	PCB	PCB 195	n/a	<	0.001	µg/L	EPA 625m	0.001	0.005	CRG	
ME-CC	2008/09-3	Wet	2/7/2009	3/2/2009	PCB	PCB 200	n/a	<	0.001	µg/L	EPA 625m	0.001	0.005	CRG	
ME-CC	2008/09-3	Wet	2/7/2009	3/2/2009	PCB	PCB 201	n/a	<	0.001	µg/L	EPA 625m	0.001	0.005	CRG	LB-MSR
ME-CC	2008/09-3	Wet	2/7/2009	3/2/2009	PCB	PCB 203	n/a	<	0.001	µg/L	EPA 625m	0.001	0.005	CRG	
ME-CC	2008/09-3	Wet	2/7/2009	3/2/2009	PCB	PCB 206	n/a	<	0.001	µg/L	EPA 625m	0.001	0.005	CRG	
ME-CC	2008/09-3	Wet	2/7/2009	3/2/2009	PCB	PCB 209	n/a	<	0.001	µg/L	EPA 625m	0.001	0.005	CRG	LB-MSR
ME-CC	2008/09-3	Wet	2/7/2009	2/13/2009	Pesticide	2,4,5-T	n/a	<	0.5	µg/L	EPA 8151A	0.5	0.5	Calscience	
ME-CC	2008/09-3	Wet	2/7/2009	2/13/2009	Pesticide	2,4,5-TP (Silvex)	n/a	<	0.5	µg/L	EPA 8151A	0.5	0.5	Calscience	
ME-CC	2008/09-3	Wet	2/7/2009	2/13/2009	Pesticide	2,4-D	n/a	<	5	µg/L	EPA 8151A	5	5	Calscience	
ME-CC	2008/09-3	Wet	2/7/2009	2/13/2009	Pesticide	2,4-DB	n/a	<	5	µg/L	EPA 8151A	5	5	Calscience	
ME-CC	2008/09-3	Wet	2/7/2009	3/2/2009	Pesticide	2,4'-DDD	n/a	<	0.001	µg/L	EPA 625m	0.001	0.005	CRG	
ME-CC	2008/09-3	Wet	2/7/2009	3/2/2009	Pesticide	2,4'-DDE	n/a	<	0.001	µg/L	EPA 625m	0.001	0.005	CRG	
ME-CC	2008/09-3	Wet	2/7/2009	3/2/2009	Pesticide	2,4'-DDT	n/a	DNQ	0.0028	µg/L	EPA 625m	0.001	0.005	CRG	
ME-CC	2008/09-3	Wet	2/7/2009	3/2/2009	Pesticide	4,4'-DDD	n/a	DNQ	0.0039	µg/L	EPA 625m	0.001	0.005	CRG	
ME-CC	2008/09-3	Wet	2/7/2009	3/2/2009	Pesticide	4,4'-DDE	n/a	=	0.0781	µg/L	EPA 625m	0.001	0.005	CRG	HB-MSR
ME-CC	2008/09-3	Wet	2/7/2009	3/2/2009	Pesticide	4,4'-DDT	n/a	=	0.0133	µg/L	EPA 625m	0.001	0.005	CRG	
ME-CC	2008/09-3	Wet	2/7/2009	3/2/2009	Pesticide	Aldrin	n/a	<	0.001	µg/L	EPA 625m	0.001	0.005	CRG	

Appendix F
2008/09 Laboratory Environmental Analysis Results

Site ID	Event ID	Event Type	Sample Date	Analysis Date	Classification	Constituent	Fraction	Sign	Result	Units	Method	MDL	RL	Analyzing Lab	Program Qualification
ME-CC	2008/09-3	Wet	2/7/2009	3/2/2009	Pesticide	BHC-alpha	n/a	<	0.001	µg/L	EPA 625m	0.001	0.005	CRG	
ME-CC	2008/09-3	Wet	2/7/2009	3/2/2009	Pesticide	BHC-beta	n/a	<	0.001	µg/L	EPA 625m	0.001	0.005	CRG	
ME-CC	2008/09-3	Wet	2/7/2009	3/2/2009	Pesticide	BHC-delta	n/a	<	0.001	µg/L	EPA 625m	0.001	0.005	CRG	
ME-CC	2008/09-3	Wet	2/7/2009	3/2/2009	Pesticide	BHC-gamma (Lindane)	n/a	<	0.001	µg/L	EPA 625m	0.001	0.005	CRG	LB-MSR
ME-CC	2008/09-3	Wet	2/7/2009	3/2/2009	Pesticide	Bolstar	n/a	<	0.002	µg/L	EPA 625m	0.002	0.004	CRG	LB-MSR
ME-CC	2008/09-3	Wet	2/7/2009	3/2/2009	Pesticide	Chlordane-alpha	n/a	<	0.001	µg/L	EPA 625m	0.001	0.005	CRG	
ME-CC	2008/09-3	Wet	2/7/2009	3/2/2009	Pesticide	Chlordane-gamma	n/a	<	0.001	µg/L	EPA 625m	0.001	0.005	CRG	
ME-CC	2008/09-3	Wet	2/7/2009	3/2/2009	Pesticide	Chlorpyrifos	n/a	=	0.0402	µg/L	EPA 625m	0.001	0.002	CRG	
ME-CC	2008/09-3	Wet	2/7/2009	3/2/2009	Pesticide	cis-Nonachlor	n/a	<	0.001	µg/L	EPA 625m	0.001	0.005	CRG	
ME-CC	2008/09-3	Wet	2/7/2009	2/13/2009	Pesticide	Dalapon	n/a	<	13	µg/L	EPA 8151A	13	13	Calscience	
ME-CC	2008/09-3	Wet	2/7/2009	3/2/2009	Pesticide	DCPA (Dacthal)	n/a	=	1.2982	µg/L	EPA 625m	0.005	0.01	CRG	HB-MSR
ME-CC	2008/09-3	Wet	2/7/2009	3/2/2009	Pesticide	Demeton (Total)	n/a	<	0.001	µg/L	EPA 625m	0.001	0.002	CRG	
ME-CC	2008/09-3	Wet	2/7/2009	3/2/2009	Pesticide	Diazinon	n/a	=	0.0208	µg/L	EPA 625m	0.002	0.004	CRG	LB-MSR
ME-CC	2008/09-3	Wet	2/7/2009	2/13/2009	Pesticide	Dicamba	n/a	<	0.5	µg/L	EPA 8151A	0.5	0.5	Calscience	
ME-CC	2008/09-3	Wet	2/7/2009	2/13/2009	Pesticide	Dichlorprop	n/a	<	5	µg/L	EPA 8151A	5	5	Calscience	
ME-CC	2008/09-3	Wet	2/7/2009	3/2/2009	Pesticide	Dichlorvos	n/a	<	0.003	µg/L	EPA 625m	0.003	0.006	CRG	LB-MSR
ME-CC	2008/09-3	Wet	2/7/2009	3/2/2009	Pesticide	Dieldrin	n/a	<	0.001	µg/L	EPA 625m	0.001	0.005	CRG	
ME-CC	2008/09-3	Wet	2/7/2009	3/2/2009	Pesticide	Dimethoate	n/a	<	0.003	µg/L	EPA 625m	0.003	0.006	CRG	LB-MSR
ME-CC	2008/09-3	Wet	2/7/2009	2/13/2009	Pesticide	Dinoseb	n/a	<	2.5	µg/L	EPA 8151A	2.5	2.5	Calscience	
ME-CC	2008/09-3	Wet	2/7/2009	3/2/2009	Pesticide	Disulfoton	n/a	<	0.001	µg/L	EPA 625m	0.001	0.002	CRG	
ME-CC	2008/09-3	Wet	2/7/2009	3/2/2009	Pesticide	Endosulfan sulfate	n/a	<	0.001	µg/L	EPA 625m	0.001	0.005	CRG	
ME-CC	2008/09-3	Wet	2/7/2009	3/2/2009	Pesticide	Endosulfan-I	n/a	<	0.001	µg/L	EPA 625m	0.001	0.005	CRG	
ME-CC	2008/09-3	Wet	2/7/2009	3/2/2009	Pesticide	Endosulfan-II	n/a	<	0.001	µg/L	EPA 625m	0.001	0.005	CRG	
ME-CC	2008/09-3	Wet	2/7/2009	3/2/2009	Pesticide	Endrin	n/a	<	0.001	µg/L	EPA 625m	0.001	0.005	CRG	LB-LSCR
ME-CC	2008/09-3	Wet	2/7/2009	3/2/2009	Pesticide	Endrin aldehyde	n/a	<	0.001	µg/L	EPA 625m	0.001	0.005	CRG	
ME-CC	2008/09-3	Wet	2/7/2009	3/2/2009	Pesticide	Endrin ketone	n/a	<	0.001	µg/L	EPA 625m	0.001	0.005	CRG	
ME-CC	2008/09-3	Wet	2/7/2009	3/2/2009	Pesticide	Ethoprop	n/a	<	0.001	µg/L	EPA 625m	0.001	0.002	CRG	LB-MSR
ME-CC	2008/09-3	Wet	2/7/2009	3/2/2009	Pesticide	Fenchlorophos (Ronnell)	n/a	<	0.002	µg/L	EPA 625m	0.002	0.004	CRG	LB-MSR
ME-CC	2008/09-3	Wet	2/7/2009	3/2/2009	Pesticide	Fensulfothion	n/a	<	0.001	µg/L	EPA 625m	0.001	0.002	CRG	
ME-CC	2008/09-3	Wet	2/7/2009	3/2/2009	Pesticide	Fenthion	n/a	<	0.002	µg/L	EPA 625m	0.002	0.004	CRG	
ME-CC	2008/09-3	Wet	2/7/2009	2/14/2009	Pesticide	Glyphosate	n/a	<	1.8	µg/L	EPA 547	1.8	5	WL	
ME-CC	2008/09-3	Wet	2/7/2009	3/2/2009	Pesticide	Heptachlor	n/a	<	0.001	µg/L	EPA 625m	0.001	0.005	CRG	
ME-CC	2008/09-3	Wet	2/7/2009	3/2/2009	Pesticide	Heptachlor epoxide	n/a	<	0.001	µg/L	EPA 625m	0.001	0.005	CRG	
ME-CC	2008/09-3	Wet	2/7/2009	3/2/2009	Pesticide	Malathion	n/a	=	0.3062	µg/L	EPA 625m	0.003	0.006	CRG	
ME-CC	2008/09-3	Wet	2/7/2009	2/13/2009	Pesticide	MCPA	n/a	<	500	µg/L	EPA 8151A	500	500	Calscience	
ME-CC	2008/09-3	Wet	2/7/2009	2/13/2009	Pesticide	MCPP	n/a	<	500	µg/L	EPA 8151A	500	500	Calscience	
ME-CC	2008/09-3	Wet	2/7/2009	3/2/2009	Pesticide	Merphos	n/a	<	0.001	µg/L	EPA 625m	0.001	0.002	CRG	LB-MSR
ME-CC	2008/09-3	Wet	2/7/2009	3/2/2009	Pesticide	Methamidophos	n/a	<	0.05	µg/L	EPA 625m	0.05	0.1	CRG	
ME-CC	2008/09-3	Wet	2/7/2009	3/2/2009	Pesticide	Methoxychlor	n/a	<	0.001	µg/L	EPA 625m	0.001	0.005	CRG	
ME-CC	2008/09-3	Wet	2/7/2009	3/2/2009	Pesticide	Methyl parathion	n/a	<	0.001	µg/L	EPA 625m	0.001	0.002	CRG	LB-MSR
ME-CC	2008/09-3	Wet	2/7/2009	3/2/2009	Pesticide	Mevinphos	n/a	<	0.008	µg/L	EPA 625m	0.008	0.016	CRG	
ME-CC	2008/09-3	Wet	2/7/2009	3/2/2009	Pesticide	Mirex	n/a	<	0.001	µg/L	EPA 625m	0.001	0.005	CRG	LB-MSR
ME-CC	2008/09-3	Wet	2/7/2009	3/2/2009	Pesticide	Oxychlordane	n/a	<	0.001	µg/L	EPA 625m	0.001	0.005	CRG	
ME-CC	2008/09-3	Wet	2/7/2009	3/2/2009	Pesticide	Phorate	n/a	<	0.006	µg/L	EPA 625m	0.006	0.012	CRG	LB-MSR
ME-CC	2008/09-3	Wet	2/7/2009	3/2/2009	Pesticide	Tetrachlorovinphos (Stirofos)	n/a	<	0.002	µg/L	EPA 625m	0.002	0.004	CRG	
ME-CC	2008/09-3	Wet	2/7/2009	3/2/2009	Pesticide	Tokuthion	n/a	<	0.003	µg/L	EPA 625m	0.003	0.006	CRG	LB-MSR
ME-CC	2008/09-3	Wet	2/7/2009	3/2/2009	Pesticide	Toxaphene	n/a	=	0.132	µg/L	EPA 625m	0.01	0.05	CRG	
ME-CC	2008/09-3	Wet	2/7/2009	3/2/2009	Pesticide	trans-Nonachlor	n/a	DNQ	0.0024	µg/L	EPA 625m	0.001	0.005	CRG	
ME-CC	2008/09-3	Wet	2/7/2009	3/2/2009	Pesticide	Trichloronate	n/a	<	0.001	µg/L	EPA 625m	0.001	0.002	CRG	LB-MSR
ME-SCR	2008/09-1	Wet	11/26/2008	12/9/2008	Anion	Bromide	n/a	=	0.35	mg/L	EPA 300.0	0.001	0.005	CRG	
ME-SCR	2008/09-1	Wet	11/26/2008	12/8/2008	Anion	Chloride	n/a	=	62.28	mg/L	EPA 300.0	0.01	0.05	CRG	
ME-SCR	2008/09-1	Wet	11/26/2008	12/3/2008	Anion	Perchlorate	n/a	<	0.36	µg/L	EPA 314.0	0.36	2	Calscience	
ME-SCR	2008/09-1	Wet	11/26/2008	11/27/2008	Bacteriological	E. Coli	n/a	=	820	MPN/100 mL	MMO-MUG	10	10	VCHCA	
ME-SCR	2008/09-1	Wet	11/26/2008	11/27/2008	Bacteriological	Enterococcus	n/a	=	1184	MPN/100 mL	Enterolert	10	10	VCHCA	
ME-SCR	2008/09-1	Wet	11/26/2008	11/28/2008	Bacteriological	Fecal Coliform	n/a	=	1600	MPN/100 mL	SM 9221 E	2	2	VCHCA	
ME-SCR	2008/09-1	Wet	11/26/2008	11/27/2008	Bacteriological	Total Coliform	n/a	=	129970	MPN/100 mL	MMO-MUG	100	100	VCHCA	

Appendix F
2008/09 Laboratory Environmental Analysis Results

Site ID	Event ID	Event Type	Sample Date	Analysis Date	Classification	Constituent	Fraction	Sign	Result	Units	Method	MDL	RL	Analyzing Lab	Program Qualification
ME-SCR	2008/09-1	Wet	11/26/2008	11/26/2008	Conventional	BOD	n/a	=	3.9	mg/L	SM 5210 B	2	2	CRG	
ME-SCR	2008/09-1	Wet	11/26/2008	11/26/2008	Conventional	Conductivity	n/a	=	1558	umhos/cm	SM 2510	1	1	CRG	
ME-SCR	2008/09-1	Wet	11/26/2008	12/14/2008	Conventional	Hardness as CaCO3	Total	=	370.8	mg/L	SM 2340 B	1	5	CRG	
ME-SCR	2008/09-1	Wet	11/26/2008	11/26/2008	Conventional	pH	n/a	=	7.9	pH Units	SM 4500H+	0.1	0.1	CRG	
ME-SCR	2008/09-1	Wet	11/26/2008	12/1/2008	Conventional	Total Dissolved Solids	n/a	=	756	mg/L	SM 2540 C	0.1	5	CRG	
ME-SCR	2008/09-1	Wet	11/26/2008	12/18/2008	Conventional	Total Organic Carbon	n/a	=	6.4	mg/L	SM 5310 B	0.1	0.2	CRG	
ME-SCR	2008/09-1	Wet	11/26/2008	12/1/2008	Conventional	Total Suspended Solids	n/a	=	756	mg/L	SM 2540 D	0.5	5	CRG	
ME-SCR	2008/09-1	Wet	11/26/2008	11/26/2008	Conventional	Turbidity	n/a	=	515	NTU	EPA 180.1	1	2	CRG	
ME-SCR	2008/09-1	Wet	11/26/2008	12/10/2008	Hydrocarbon	Oil and Grease	n/a	DNQ	1.3	mg/L	EPA 1664A	1	5	CRG	
ME-SCR	2008/09-1	Wet	11/26/2008	12/10/2008	Hydrocarbon	TRPH	n/a	<	1	mg/L	EPA 1664	1	5	CRG	
ME-SCR	2008/09-1	Wet	11/26/2008	12/14/2008	Metal	Aluminum	Dissolved	<	5	ug/L	EPA 200.8m	5	10	CRG	
ME-SCR	2008/09-1	Wet	11/26/2008	12/14/2008	Metal	Aluminum	Total	=	2605	ug/L	EPA 200.8m	5	10	CRG	
ME-SCR	2008/09-1	Wet	11/26/2008	12/14/2008	Metal	Arsenic	Dissolved	=	1.2	ug/L	EPA 200.8m	0.2	0.5	CRG	
ME-SCR	2008/09-1	Wet	11/26/2008	12/14/2008	Metal	Arsenic	Total	=	2.2	ug/L	EPA 200.8m	0.2	0.5	CRG	
ME-SCR	2008/09-1	Wet	11/26/2008	12/14/2008	Metal	Cadmium	Dissolved	<	0.2	ug/L	EPA 200.8m	0.2	0.4	CRG	
ME-SCR	2008/09-1	Wet	11/26/2008	12/14/2008	Metal	Cadmium	Total	DNQ	0.3	ug/L	EPA 200.8m	0.2	0.4	CRG	
ME-SCR	2008/09-1	Wet	11/26/2008	12/14/2008	Metal	Chromium	Dissolved	DNQ	0.1	ug/L	EPA 200.8m	0.1	0.5	CRG	
ME-SCR	2008/09-1	Wet	11/26/2008	12/14/2008	Metal	Chromium	Total	=	4.5	ug/L	EPA 200.8m	0.1	0.5	CRG	
ME-SCR	2008/09-1	Wet	11/26/2008	12/11/2008	Metal	Chromium VI	Total	DNQ	7	ug/L	SM 3500-Cr D	5	10	CRG	
ME-SCR	2008/09-1	Wet	11/26/2008	12/14/2008	Metal	Copper	Dissolved	=	1.6	ug/L	EPA 200.8m	0.4	0.8	CRG	
ME-SCR	2008/09-1	Wet	11/26/2008	12/14/2008	Metal	Copper	Total	=	10.4	ug/L	EPA 200.8m	0.4	0.8	CRG	
ME-SCR	2008/09-1	Wet	11/26/2008	12/14/2008	Metal	Lead	Dissolved	<	0.05	ug/L	EPA 200.8m	0.05	0.1	CRG	
ME-SCR	2008/09-1	Wet	11/26/2008	12/14/2008	Metal	Lead	Total	=	3.56	ug/L	EPA 200.8m	0.05	0.1	CRG	
ME-SCR	2008/09-1	Wet	11/26/2008	12/11/2008	Metal	Mercury	Dissolved	DNQ	0.6	ng/L	EPA 1631Em	0.5	1	CRG	
ME-SCR	2008/09-1	Wet	11/26/2008	12/11/2008	Metal	Mercury	Total	=	41.8	ng/L	EPA 1631Em	0.5	1	CRG	
ME-SCR	2008/09-1	Wet	11/26/2008	12/14/2008	Metal	Nickel	Dissolved	=	2	ug/L	EPA 200.8m	0.2	0.5	CRG	
ME-SCR	2008/09-1	Wet	11/26/2008	12/14/2008	Metal	Nickel	Total	=	10.9	ug/L	EPA 200.8m	0.2	0.5	CRG	
ME-SCR	2008/09-1	Wet	11/26/2008	12/14/2008	Metal	Selenium	Dissolved	=	3.6	ug/L	EPA 200.8m	0.2	0.5	CRG	
ME-SCR	2008/09-1	Wet	11/26/2008	12/14/2008	Metal	Selenium	Total	=	3.1	ug/L	EPA 200.8m	0.2	0.5	CRG	
ME-SCR	2008/09-1	Wet	11/26/2008	12/14/2008	Metal	Silver	Dissolved	<	0.5	ug/L	EPA 200.8m	0.5	1	CRG	
ME-SCR	2008/09-1	Wet	11/26/2008	12/14/2008	Metal	Silver	Total	<	0.5	ug/L	EPA 200.8m	0.5	1	CRG	
ME-SCR	2008/09-1	Wet	11/26/2008	12/14/2008	Metal	Thallium	Dissolved	<	0.1	ug/L	EPA 200.8m	0.1	0.5	CRG	
ME-SCR	2008/09-1	Wet	11/26/2008	12/14/2008	Metal	Thallium	Total	<	0.1	ug/L	EPA 200.8m	0.1	0.5	CRG	
ME-SCR	2008/09-1	Wet	11/26/2008	12/14/2008	Metal	Zinc	Dissolved	=	4.7	ug/L	EPA 200.8m	0.1	0.5	CRG	
ME-SCR	2008/09-1	Wet	11/26/2008	12/14/2008	Metal	Zinc	Total	=	29.6	ug/L	EPA 200.8m	0.1	0.5	CRG	
ME-SCR	2008/09-1	Wet	11/26/2008	12/9/2008	Nutrient	Ammonia as N	n/a	=	0.4	mg/L	SM 4500-NH3 F	0.03	0.03	CRG	
ME-SCR	2008/09-1	Wet	11/26/2008	11/27/2008	Nutrient	Nitrate as N	n/a	=	2.17	mg/L	EPA 300.0	0.01	0.05	CRG	
ME-SCR	2008/09-1	Wet	11/26/2008	11/27/2008	Nutrient	Nitrite as N	n/a	=	0.12	mg/L	EPA 300.0	0.01	0.05	CRG	
ME-SCR	2008/09-1	Wet	11/26/2008	11/27/2008	Nutrient	Orthophosphate as P (Diss)	n/a	=	0.1564	mg/L	EPA 300.0	0.0075	0.01	CRG	
ME-SCR	2008/09-1	Wet	11/26/2008	12/22/2008	Nutrient	TKN	n/a	=	0.08	mg/L	EPA 351.1	0.05	0.05	TA	
ME-SCR	2008/09-1	Wet	11/26/2008	11/26/2008	Nutrient	Total Phosphorus	Dissolved	=	0.089	mg/L	SM 4500-P E	0.016	0.05	CRG	
ME-SCR	2008/09-1	Wet	11/26/2008	12/1/2008	Nutrient	Total Phosphorus	Total	=	1.353	mg/L	SM 4500-P E	0.016	0.05	CRG	
ME-SCR	2008/09-1	Wet	11/26/2008	12/16/2008	Organic	1,2,4-Trichlorobenzene	n/a	<	0.01	ug/L	EPA 625m	0.01	0.05	CRG	
ME-SCR	2008/09-1	Wet	11/26/2008	12/16/2008	Organic	1,2-Dichlorobenzene	n/a	<	0.01	ug/L	EPA 625m	0.01	0.05	CRG	
ME-SCR	2008/09-1	Wet	11/26/2008	12/16/2008	Organic	1,3-Dichlorobenzene	n/a	<	0.01	ug/L	EPA 625m	0.01	0.05	CRG	
ME-SCR	2008/09-1	Wet	11/26/2008	12/16/2008	Organic	1,4-Dichlorobenzene	n/a	<	0.01	ug/L	EPA 625m	0.01	0.05	CRG	
ME-SCR	2008/09-1	Wet	11/26/2008	12/16/2008	Organic	1-Methylnaphthalene	n/a	=	0.0163	ug/L	EPA 625m	0.001	0.005	CRG	
ME-SCR	2008/09-1	Wet	11/26/2008	12/16/2008	Organic	1-Methylphenanthrene	n/a	=	0.0056	ug/L	EPA 625m	0.001	0.005	CRG	
ME-SCR	2008/09-1	Wet	11/26/2008	12/16/2008	Organic	2,3,5-Trimethylnaphthalene	n/a	DNQ	0.0028	ug/L	EPA 625m	0.001	0.005	CRG	
ME-SCR	2008/09-1	Wet	11/26/2008	12/16/2008	Organic	2,4,6-Trichlorophenol	n/a	<	0.05	ug/L	EPA 625m	0.05	0.1	CRG	
ME-SCR	2008/09-1	Wet	11/26/2008	12/16/2008	Organic	2,4-Dichlorophenol	n/a	<	0.05	ug/L	EPA 625m	0.05	0.1	CRG	
ME-SCR	2008/09-1	Wet	11/26/2008	12/16/2008	Organic	2,4-Dimethylphenol	n/a	<	0.1	ug/L	EPA 625m	0.1	0.2	CRG	
ME-SCR	2008/09-1	Wet	11/26/2008	12/16/2008	Organic	2,4-Dinitrophenol	n/a	<	0.1	ug/L	EPA 625m	0.1	0.2	CRG	
ME-SCR	2008/09-1	Wet	11/26/2008	12/16/2008	Organic	2,4-Dinitrotoluene	n/a	<	0.05	ug/L	EPA 625m	0.05	0.1	CRG	
ME-SCR	2008/09-1	Wet	11/26/2008	12/16/2008	Organic	2,6-Dimethylnaphthalene	n/a	=	0.0099	ug/L	EPA 625m	0.001	0.005	CRG	
ME-SCR	2008/09-1	Wet	11/26/2008	12/16/2008	Organic	2,6-Dinitrotoluene	n/a	<	0.05	ug/L	EPA 625m	0.05	0.1	CRG	

Appendix F
2008/09 Laboratory Environmental Analysis Results

Site ID	Event ID	Event Type	Sample Date	Analysis Date	Classification	Constituent	Fraction	Sign	Result	Units	Method	MDL	RL	Analyzing Lab	Program Qualification
ME-SCR	2008/09-1	Wet	11/26/2008	12/16/2008	Organic	2-Chloronaphthalene	n/a	<	0.05	µg/L	EPA 625m	0.05	0.1	CRG	
ME-SCR	2008/09-1	Wet	11/26/2008	12/16/2008	Organic	2-Chlorophenol	n/a	<	0.05	µg/L	EPA 625m	0.05	0.1	CRG	
ME-SCR	2008/09-1	Wet	11/26/2008	12/16/2008	Organic	2-Methyl-4,6-dinitrophenol	n/a	<	0.1	µg/L	EPA 625m	0.1	0.2	CRG	
ME-SCR	2008/09-1	Wet	11/26/2008	12/16/2008	Organic	2-Methylnaphthalene	n/a	=	0.0215	µg/L	EPA 625m	0.001	0.005	CRG	
ME-SCR	2008/09-1	Wet	11/26/2008	12/16/2008	Organic	2-Nitrophenol	n/a	<	0.1	µg/L	EPA 625m	0.1	0.2	CRG	
ME-SCR	2008/09-1	Wet	11/26/2008	12/16/2008	Organic	3,3'-Dichlorobenzidine	n/a	<	0.05	µg/L	EPA 625m	0.05	0.1	CRG	
ME-SCR	2008/09-1	Wet	11/26/2008	12/16/2008	Organic	4-Bromophenyl phenyl ether	n/a	<	0.05	µg/L	EPA 625m	0.05	0.1	CRG	
ME-SCR	2008/09-1	Wet	11/26/2008	12/16/2008	Organic	4-Chloro-3-methylphenol	n/a	<	0.1	µg/L	EPA 625m	0.1	0.2	CRG	
ME-SCR	2008/09-1	Wet	11/26/2008	12/16/2008	Organic	4-Chlorophenyl phenyl ether	n/a	<	0.05	µg/L	EPA 625m	0.05	0.1	CRG	
ME-SCR	2008/09-1	Wet	11/26/2008	12/16/2008	Organic	4-Nitrophenol	n/a	<	0.1	µg/L	EPA 625m	0.1	0.2	CRG	
ME-SCR	2008/09-1	Wet	11/26/2008	12/16/2008	Organic	Acenaphthene	n/a	=	0.0066	µg/L	EPA 625m	0.001	0.005	CRG	
ME-SCR	2008/09-1	Wet	11/26/2008	12/16/2008	Organic	Acenaphthylene	n/a	<	0.001	µg/L	EPA 625m	0.001	0.005	CRG	
ME-SCR	2008/09-1	Wet	11/26/2008	12/16/2008	Organic	Anthracene	n/a	<	0.001	µg/L	EPA 625m	0.001	0.005	CRG	
ME-SCR	2008/09-1	Wet	11/26/2008	12/16/2008	Organic	Azobenzene	n/a	<	0.05	µg/L	EPA 625m	0.05	0.1	CRG	
ME-SCR	2008/09-1	Wet	11/26/2008	12/16/2008	Organic	Benzidine	n/a	<	0.05	µg/L	EPA 625m	0.05	0.1	CRG	
ME-SCR	2008/09-1	Wet	11/26/2008	12/16/2008	Organic	Benzo(a)anthracene	n/a	DNQ	0.0013	µg/L	EPA 625m	0.001	0.005	CRG	
ME-SCR	2008/09-1	Wet	11/26/2008	12/16/2008	Organic	Benzo(a)pyrene	n/a	DNQ	0.0026	µg/L	EPA 625m	0.001	0.005	CRG	
ME-SCR	2008/09-1	Wet	11/26/2008	12/16/2008	Organic	Benzo(b)fluoranthene	n/a	DNQ	0.0022	µg/L	EPA 625m	0.001	0.005	CRG	
ME-SCR	2008/09-1	Wet	11/26/2008	12/16/2008	Organic	Benzo(e)pyrene	n/a	DNQ	0.0036	µg/L	EPA 625m	0.001	0.005	CRG	
ME-SCR	2008/09-1	Wet	11/26/2008	12/16/2008	Organic	Benzo(g,h,i)perylene	n/a	=	0.0076	µg/L	EPA 625m	0.001	0.005	CRG	
ME-SCR	2008/09-1	Wet	11/26/2008	12/16/2008	Organic	Benzo(k)fluoranthene	n/a	<	0.001	µg/L	EPA 625m	0.001	0.005	CRG	
ME-SCR	2008/09-1	Wet	11/26/2008	12/16/2008	Organic	Biphenyl	n/a	=	0.0053	µg/L	EPA 625m	0.001	0.005	CRG	
ME-SCR	2008/09-1	Wet	11/26/2008	12/16/2008	Organic	Bis(2-chloroethoxy)methane	n/a	<	0.05	µg/L	EPA 625m	0.05	0.1	CRG	
ME-SCR	2008/09-1	Wet	11/26/2008	12/16/2008	Organic	Bis(2-chloroethyl)ether	n/a	<	0.05	µg/L	EPA 625m	0.05	0.1	CRG	
ME-SCR	2008/09-1	Wet	11/26/2008	12/16/2008	Organic	Bis(2-chloroisopropyl)ether	n/a	<	0.05	µg/L	EPA 625m	0.05	0.1	CRG	
ME-SCR	2008/09-1	Wet	11/26/2008	12/16/2008	Organic	Bis(2-ethylhexyl)phthalate	n/a	=	1.154	µg/L	EPA 625m	0.1	0.125	CRG	
ME-SCR	2008/09-1	Wet	11/26/2008	12/16/2008	Organic	Butyl benzyl phthalate	n/a	=	0.133	µg/L	EPA 625m	0.025	0.05	CRG	
ME-SCR	2008/09-1	Wet	11/26/2008	12/16/2008	Organic	Chrysene	n/a	=	0.0072	µg/L	EPA 625m	0.001	0.005	CRG	
ME-SCR	2008/09-1	Wet	11/26/2008	12/16/2008	Organic	Dibenz(a,h)anthracene	n/a	DNQ	0.0033	µg/L	EPA 625m	0.001	0.005	CRG	
ME-SCR	2008/09-1	Wet	11/26/2008	12/16/2008	Organic	Dibenzothiophene	n/a	DNQ	0.0048	µg/L	EPA 625m	0.001	0.005	CRG	
ME-SCR	2008/09-1	Wet	11/26/2008	12/16/2008	Organic	Diethyl phthalate	n/a	=	0.236	µg/L	EPA 625m	0.1	0.125	CRG	
ME-SCR	2008/09-1	Wet	11/26/2008	12/16/2008	Organic	Dimethyl phthalate	n/a	<	0.05	µg/L	EPA 625m	0.05	0.075	CRG	
ME-SCR	2008/09-1	Wet	11/26/2008	12/16/2008	Organic	Di-n-butylphthalate	n/a	=	0.136	µg/L	EPA 625m	0.075	0.1	CRG	
ME-SCR	2008/09-1	Wet	11/26/2008	12/16/2008	Organic	Di-n-octylphthalate	n/a	=	0.052	µg/L	EPA 625m	0.01	0.02	CRG	
ME-SCR	2008/09-1	Wet	11/26/2008	12/16/2008	Organic	Fluoranthene	n/a	=	0.0082	µg/L	EPA 625m	0.001	0.005	CRG	
ME-SCR	2008/09-1	Wet	11/26/2008	12/16/2008	Organic	Fluorene	n/a	DNQ	0.0042	µg/L	EPA 625m	0.001	0.005	CRG	
ME-SCR	2008/09-1	Wet	11/26/2008	12/16/2008	Organic	Hexachlorobenzene	n/a	<	0.001	µg/L	EPA 625m	0.001	0.005	CRG	
ME-SCR	2008/09-1	Wet	11/26/2008	12/16/2008	Organic	Hexachlorobutadiene	n/a	<	0.05	µg/L	EPA 625m	0.05	0.1	CRG	
ME-SCR	2008/09-1	Wet	11/26/2008	12/16/2008	Organic	Hexachlorocyclopentadiene	n/a	<	0.05	µg/L	EPA 625m	0.05	0.1	CRG	
ME-SCR	2008/09-1	Wet	11/26/2008	12/16/2008	Organic	Hexachloroethane	n/a	<	0.05	µg/L	EPA 625m	0.05	0.1	CRG	
ME-SCR	2008/09-1	Wet	11/26/2008	12/16/2008	Organic	Indeno(1,2,3-cd)pyrene	n/a	=	0.0065	µg/L	EPA 625m	0.001	0.005	CRG	
ME-SCR	2008/09-1	Wet	11/26/2008	12/16/2008	Organic	Isophorone	n/a	<	0.05	µg/L	EPA 625m	0.05	0.1	CRG	
ME-SCR	2008/09-1	Wet	11/26/2008	12/16/2008	Organic	Naphthalene	n/a	=	0.0122	µg/L	EPA 625m	0.001	0.005	CRG	
ME-SCR	2008/09-1	Wet	11/26/2008	12/16/2008	Organic	Nitrobenzene	n/a	<	0.05	µg/L	EPA 625m	0.05	0.1	CRG	
ME-SCR	2008/09-1	Wet	11/26/2008	12/16/2008	Organic	N-Nitrosodimethylamine	n/a	<	0.05	µg/L	EPA 625m	0.05	0.1	CRG	
ME-SCR	2008/09-1	Wet	11/26/2008	12/16/2008	Organic	N-Nitrosodi-N-propylamine	n/a	<	0.05	µg/L	EPA 625m	0.05	0.1	CRG	
ME-SCR	2008/09-1	Wet	11/26/2008	12/16/2008	Organic	N-Nitrosodiphenylamine	n/a	<	0.05	µg/L	EPA 625m	0.05	0.1	CRG	
ME-SCR	2008/09-1	Wet	11/26/2008	12/16/2008	Organic	Pentachlorophenol	n/a	<	0.05	µg/L	EPA 625m	0.05	0.1	CRG	
ME-SCR	2008/09-1	Wet	11/26/2008	12/16/2008	Organic	Perylene	n/a	=	0.1137	µg/L	EPA 625m	0.001	0.005	CRG	
ME-SCR	2008/09-1	Wet	11/26/2008	12/16/2008	Organic	Phenanthrene	n/a	=	0.0119	µg/L	EPA 625m	0.001	0.005	CRG	
ME-SCR	2008/09-1	Wet	11/26/2008	12/16/2008	Organic	Phenol	n/a	=	0.537	µg/L	EPA 625m	0.1	0.2	CRG	
ME-SCR	2008/09-1	Wet	11/26/2008	12/16/2008	Organic	Pyrene	n/a	=	0.0091	µg/L	EPA 625m	0.001	0.005	CRG	
ME-SCR	2008/09-1	Wet	11/26/2008	12/16/2008	PCB	Aroclor 1016	n/a	<	0.01	µg/L	EPA 625m	0.01	0.02	CRG	
ME-SCR	2008/09-1	Wet	11/26/2008	12/16/2008	PCB	Aroclor 1221	n/a	<	0.01	µg/L	EPA 625m	0.01	0.02	CRG	
ME-SCR	2008/09-1	Wet	11/26/2008	12/16/2008	PCB	Aroclor 1232	n/a	<	0.01	µg/L	EPA 625m	0.01	0.02	CRG	
ME-SCR	2008/09-1	Wet	11/26/2008	12/16/2008	PCB	Aroclor 1242	n/a	<	0.01	µg/L	EPA 625m	0.01	0.02	CRG	

Appendix F
2008/09 Laboratory Environmental Analysis Results

Site ID	Event ID	Event Type	Sample Date	Analysis Date	Classification	Constituent	Fraction	Sign	Result	Units	Method	MDL	RL	Analyzing Lab	Program Qualification
ME-SCR	2008/09-1	Wet	11/26/2008	12/16/2008	PCB	PCB 209	n/a	<	0.001	µg/L	EPA 625m	0.001	0.005	CRG	
ME-SCR	2008/09-1	Wet	11/26/2008	12/9/2008	Pesticide	2,4,5-T	n/a	<	0.5	µg/L	EPA 8151A	0.5	0.5	Calscience	
ME-SCR	2008/09-1	Wet	11/26/2008	12/9/2008	Pesticide	2,4,5-TP (Silvex)	n/a	<	0.5	µg/L	EPA 8151A	0.5	0.5	Calscience	
ME-SCR	2008/09-1	Wet	11/26/2008	12/9/2008	Pesticide	2,4-D	n/a	<	5	µg/L	EPA 8151A	5	5	Calscience	
ME-SCR	2008/09-1	Wet	11/26/2008	12/9/2008	Pesticide	2,4-DB	n/a	<	5	µg/L	EPA 8151A	5	5	Calscience	
ME-SCR	2008/09-1	Wet	11/26/2008	12/16/2008	Pesticide	2,4'-DDD	n/a	<	0.001	µg/L	EPA 625m	0.001	0.005	CRG	
ME-SCR	2008/09-1	Wet	11/26/2008	12/16/2008	Pesticide	2,4'-DDE	n/a	<	0.001	µg/L	EPA 625m	0.001	0.005	CRG	
ME-SCR	2008/09-1	Wet	11/26/2008	12/16/2008	Pesticide	2,4'-DDT	n/a	<	0.001	µg/L	EPA 625m	0.001	0.005	CRG	
ME-SCR	2008/09-1	Wet	11/26/2008	12/16/2008	Pesticide	4,4'-DDD	n/a	<	0.001	µg/L	EPA 625m	0.001	0.005	CRG	
ME-SCR	2008/09-1	Wet	11/26/2008	12/16/2008	Pesticide	4,4'-DDE	n/a	<	0.001	µg/L	EPA 625m	0.001	0.005	CRG	
ME-SCR	2008/09-1	Wet	11/26/2008	12/16/2008	Pesticide	4,4'-DDT	n/a	<	0.001	µg/L	EPA 625m	0.001	0.005	CRG	
ME-SCR	2008/09-1	Wet	11/26/2008	12/16/2008	Pesticide	Aldrin	n/a	<	0.001	µg/L	EPA 625m	0.001	0.005	CRG	
ME-SCR	2008/09-1	Wet	11/26/2008	12/16/2008	Pesticide	BHC-alpha	n/a	<	0.001	µg/L	EPA 625m	0.001	0.005	CRG	
ME-SCR	2008/09-1	Wet	11/26/2008	12/16/2008	Pesticide	BHC-beta	n/a	<	0.001	µg/L	EPA 625m	0.001	0.005	CRG	
ME-SCR	2008/09-1	Wet	11/26/2008	12/16/2008	Pesticide	BHC-delta	n/a	<	0.001	µg/L	EPA 625m	0.001	0.005	CRG	
ME-SCR	2008/09-1	Wet	11/26/2008	12/16/2008	Pesticide	BHC-gamma (Lindane)	n/a	<	0.001	µg/L	EPA 625m	0.001	0.005	CRG	
ME-SCR	2008/09-1	Wet	11/26/2008	12/16/2008	Pesticide	Bolstar	n/a	<	0.002	µg/L	EPA 625m	0.002	0.004	CRG	
ME-SCR	2008/09-1	Wet	11/26/2008	12/16/2008	Pesticide	Chlordane-alpha	n/a	<	0.001	µg/L	EPA 625m	0.001	0.005	CRG	
ME-SCR	2008/09-1	Wet	11/26/2008	12/16/2008	Pesticide	Chlordane-gamma	n/a	<	0.001	µg/L	EPA 625m	0.001	0.005	CRG	
ME-SCR	2008/09-1	Wet	11/26/2008	12/16/2008	Pesticide	Chlorpyrifos	n/a	=	0.2092	µg/L	EPA 625m	0.001	0.002	CRG	
ME-SCR	2008/09-1	Wet	11/26/2008	12/16/2008	Pesticide	cis-Nonachlor	n/a	<	0.001	µg/L	EPA 625m	0.001	0.005	CRG	
ME-SCR	2008/09-1	Wet	11/26/2008	12/9/2008	Pesticide	Dalapon	n/a	<	13	Dalapon	EPA 8151A	13	13	Calscience	
ME-SCR	2008/09-1	Wet	11/26/2008	12/16/2008	Pesticide	DCPA (Dacthal)	n/a	DNQ	0.0066	µg/L	EPA 625m	0.005	0.01	CRG	
ME-SCR	2008/09-1	Wet	11/26/2008	12/16/2008	Pesticide	Demeton (Total)	n/a	<	0.001	µg/L	EPA 625m	0.001	0.002	CRG	
ME-SCR	2008/09-1	Wet	11/26/2008	12/16/2008	Pesticide	Diazinon	n/a	<	0.002	µg/L	EPA 625m	0.002	0.004	CRG	
ME-SCR	2008/09-1	Wet	11/26/2008	12/9/2008	Pesticide	Dicamba	n/a	<	0.5	µg/L	EPA 8151A	0.5	0.5	Calscience	
ME-SCR	2008/09-1	Wet	11/26/2008	12/9/2008	Pesticide	Dichlorprop	n/a	<	5	µg/L	EPA 8151A	5	5	Calscience	
ME-SCR	2008/09-1	Wet	11/26/2008	12/16/2008	Pesticide	Dichlorvos	n/a	<	0.003	µg/L	EPA 625m	0.003	0.006	CRG	
ME-SCR	2008/09-1	Wet	11/26/2008	12/16/2008	Pesticide	Dieldrin	n/a	<	0.001	µg/L	EPA 625m	0.001	0.005	CRG	
ME-SCR	2008/09-1	Wet	11/26/2008	12/16/2008	Pesticide	Dimethoate	n/a	<	0.003	µg/L	EPA 625m	0.003	0.006	CRG	
ME-SCR	2008/09-1	Wet	11/26/2008	12/9/2008	Pesticide	Dinoseb	n/a	<	2.5	µg/L	EPA 8151A	2.5	2.5	Calscience	
ME-SCR	2008/09-1	Wet	11/26/2008	12/16/2008	Pesticide	Disulfoton	n/a	<	0.001	µg/L	EPA 625m	0.001	0.002	CRG	
ME-SCR	2008/09-1	Wet	11/26/2008	12/16/2008	Pesticide	Endosulfan sulfate	n/a	<	0.001	µg/L	EPA 625m	0.001	0.005	CRG	
ME-SCR	2008/09-1	Wet	11/26/2008	12/16/2008	Pesticide	Endosulfan-I	n/a	<	0.001	µg/L	EPA 625m	0.001	0.005	CRG	
ME-SCR	2008/09-1	Wet	11/26/2008	12/16/2008	Pesticide	Endosulfan-II	n/a	<	0.001	µg/L	EPA 625m	0.001	0.005	CRG	
ME-SCR	2008/09-1	Wet	11/26/2008	12/16/2008	Pesticide	Endrin	n/a	<	0.001	µg/L	EPA 625m	0.001	0.005	CRG	
ME-SCR	2008/09-1	Wet	11/26/2008	12/16/2008	Pesticide	Endrin aldehyde	n/a	<	0.001	µg/L	EPA 625m	0.001	0.005	CRG	
ME-SCR	2008/09-1	Wet	11/26/2008	12/16/2008	Pesticide	Endrin ketone	n/a	<	0.001	µg/L	EPA 625m	0.001	0.005	CRG	
ME-SCR	2008/09-1	Wet	11/26/2008	12/16/2008	Pesticide	Ethoprop	n/a	<	0.001	µg/L	EPA 625m	0.001	0.002	CRG	
ME-SCR	2008/09-1	Wet	11/26/2008	12/16/2008	Pesticide	Fenchlorophos (Ronnel)	n/a	<	0.002	µg/L	EPA 625m	0.002	0.004	CRG	
ME-SCR	2008/09-1	Wet	11/26/2008	12/16/2008	Pesticide	Fensulfothion	n/a	<	0.001	µg/L	EPA 625m	0.001	0.002	CRG	
ME-SCR	2008/09-1	Wet	11/26/2008	12/16/2008	Pesticide	Fenthion	n/a	<	0.002	µg/L	EPA 625m	0.002	0.004	CRG	
ME-SCR	2008/09-1	Wet	11/26/2008	12/9/2008	Pesticide	Glyphosate	n/a	<	1.8	µg/L	EPA 547	1.8	5	WL	
ME-SCR	2008/09-1	Wet	11/26/2008	12/16/2008	Pesticide	Heptachlor	n/a	<	0.001	µg/L	EPA 625m	0.001	0.005	CRG	
ME-SCR	2008/09-1	Wet	11/26/2008	12/16/2008	Pesticide	Heptachlor epoxide	n/a	<	0.001	µg/L	EPA 625m	0.001	0.005	CRG	
ME-SCR	2008/09-1	Wet	11/26/2008	12/16/2008	Pesticide	Malathion	n/a	=	0.0323	µg/L	EPA 625m	0.003	0.006	CRG	
ME-SCR	2008/09-1	Wet	11/26/2008	12/9/2008	Pesticide	MCPA	n/a	<	500	µg/L	EPA 8151A	500	500	Calscience	
ME-SCR	2008/09-1	Wet	11/26/2008	12/9/2008	Pesticide	MCPP	n/a	<	500	µg/L	EPA 8151A	500	500	Calscience	
ME-SCR	2008/09-1	Wet	11/26/2008	12/16/2008	Pesticide	Merphos	n/a	<	0.001	µg/L	EPA 625m	0.001	0.002	CRG	
ME-SCR	2008/09-1	Wet	11/26/2008	12/16/2008	Pesticide	Methamidophos	n/a	<	0.05	µg/L	EPA 625m	0.05	0.1	CRG	
ME-SCR	2008/09-1	Wet	11/26/2008	12/16/2008	Pesticide	Methoxychlor	n/a	<	0.001	µg/L	EPA 625m	0.001	0.005	CRG	
ME-SCR	2008/09-1	Wet	11/26/2008	12/16/2008	Pesticide	Methyl parathion	n/a	<	0.001	µg/L	EPA 625m	0.001	0.002	CRG	
ME-SCR	2008/09-1	Wet	11/26/2008	12/16/2008	Pesticide	Mevinphos	n/a	<	0.008	µg/L	EPA 625m	0.008	0.016	CRG	
ME-SCR	2008/09-1	Wet	11/26/2008	12/16/2008	Pesticide	Mirex	n/a	<	0.001	µg/L	EPA 625m	0.001	0.005	CRG	
ME-SCR	2008/09-1	Wet	11/26/2008	12/16/2008	Pesticide	Oxychlordane	n/a	<	0.001	µg/L	EPA 625m	0.001	0.005	CRG	
ME-SCR	2008/09-1	Wet	11/26/2008	12/16/2008	Pesticide	Phorate	n/a	<	0.006	µg/L	EPA 625m	0.006	0.012	CRG	

Appendix F
2008/09 Laboratory Environmental Analysis Results

Site ID	Event ID	Event Type	Sample Date	Analysis Date	Classification	Constituent	Fraction	Sign	Result	Units	Method	MDL	RL	Analyzing Lab	Program Qualification
ME-SCR	2008/09-1	Wet	11/26/2008	12/16/2008	Pesticide	Tetrachlorovinphos (Stirofos)	n/a	<	0.002	µg/L	EPA 625m	0.002	0.004	CRG	
ME-SCR	2008/09-1	Wet	11/26/2008	12/16/2008	Pesticide	Tokuthion	n/a	<	0.003	µg/L	EPA 625m	0.003	0.006	CRG	
ME-SCR	2008/09-1	Wet	11/26/2008	12/19/2008	Pesticide	Toxaphene	n/a	<	0.01	µg/L	EPA 625m	0.01	0.05	CRG	
ME-SCR	2008/09-1	Wet	11/26/2008	12/16/2008	Pesticide	trans-Nonachlor	n/a	<	0.001	µg/L	EPA 625m	0.001	0.005	CRG	
ME-SCR	2008/09-1	Wet	11/26/2008	12/16/2008	Pesticide	Trichloronate	n/a	<	0.001	µg/L	EPA 625m	0.001	0.002	CRG	
ME-SCR	2008/09-2	Wet	12/15/2008	12/27/2008	Anion	Perchlorate	n/a	<	0.36	µg/L	EPA 314.0	0.36	2	Calscience	
ME-SCR	2008/09-2	Wet	12/15/2008	12/16/2008	Bacteriological	E. Coli	n/a	=	4884	MPN/100 mL	MMO-MUG	10	10	VCHCA	
ME-SCR	2008/09-2	Wet	12/15/2008	12/16/2008	Bacteriological	Enterococcus	n/a	=	9450	MPN/100 mL	Enterolert	100	100	VCHCA	
ME-SCR	2008/09-2	Wet	12/15/2008	12/17/2008	Bacteriological	Fecal Coliform	n/a	=	3000	MPN/100 mL	SM 9221 E	2	2	VCHCA	
ME-SCR	2008/09-2	Wet	12/15/2008	12/16/2008	Bacteriological	Total Coliform	n/a	=	387300	MPN/100 mL	MMO-MUG	1000	1000	VCHCA	
ME-SCR	2008/09-2	Wet	12/15/2008	12/16/2008	Conventional	Conductivity	n/a	=	928	µmhos/cm	SM 2510	1	1	CRG	
ME-SCR	2008/09-2	Wet	12/15/2008	12/17/2008	Conventional	pH	n/a	=	7.5	pH Units	SM 4500H+	0.1	0.1	CRG	
ME-SCR	2008/09-2	Wet	12/15/2008	1/7/2009	Hydrocarbon	Oil and Grease	n/a	DNQ	1.2	mg/L	EPA 1664A	1	5	CRG	
ME-SCR	2008/09-2	Wet	12/15/2008	1/7/2009	Hydrocarbon	TRPH	n/a	<	1	mg/L	EPA 1664	1	5	CRG	
ME-SCR	2008/09-2	Wet	12/15/2008	1/5/2009	Metal	Mercury	Dissolved	=	1.3	ng/L	EPA 1631Em	0.5	1	CRG	
ME-SCR	2008/09-2	Wet	12/15/2008	1/5/2009	Metal	Mercury	Total	=	12.3	ng/L	EPA 1631Em	0.5	1	CRG	
ME-SCR	2008/09-2	Wet	12/15/2008	1/2/2009	Nutrient	Ammonia as N	n/a	=	0.08	mg/L	SM 4500-NH3 F	0.03	0.03	CRG	
ME-SCR	2008/09-2	Wet	12/16/2008	1/5/2009	Anion	Bromide	n/a	<	0.001	mg/L	EPA 300.0	0.001	0.005	CRG	
ME-SCR	2008/09-2	Wet	12/16/2008	1/1/2009	Anion	Chloride	n/a	=	47.06	mg/L	EPA 300.0	0.01	0.05	CRG	
ME-SCR	2008/09-2	Wet	12/16/2008	12/16/2008	Conventional	BOD	n/a	=	7.8	mg/L	SM 5210 B	2	2	CRG	
ME-SCR	2008/09-2	Wet	12/16/2008	1/21/2009	Conventional	Hardness as CaCO3	Total	=	417.8	mg/L	SM 2340 B	1	5	CRG	
ME-SCR	2008/09-2	Wet	12/16/2008	12/21/2008	Conventional	Total Dissolved Solids	n/a	=	980	mg/L	SM 2540 C	0.1	5	CRG	
ME-SCR	2008/09-2	Wet	12/16/2008	1/2/2009	Conventional	Total Organic Carbon	n/a	=	6.9	mg/L	SM 5310 B	0.1	0.2	CRG	
ME-SCR	2008/09-2	Wet	12/16/2008	12/20/2008	Conventional	Total Suspended Solids	n/a	=	1362	mg/L	SM 2540 D	0.5	5	CRG	
ME-SCR	2008/09-2	Wet	12/16/2008	12/17/2008	Conventional	Turbidity	n/a	=	1065	NTU	EPA 180.1	1	2	CRG	
ME-SCR	2008/09-2	Wet	12/16/2008	1/21/2009	Metal	Aluminum	Dissolved	DNQ	7	µg/L	EPA 200.8m	5	10	CRG	
ME-SCR	2008/09-2	Wet	12/16/2008	1/21/2009	Metal	Aluminum	Total	=	6886	µg/L	EPA 200.8m	5	10	CRG	
ME-SCR	2008/09-2	Wet	12/16/2008	1/21/2009	Metal	Arsenic	Dissolved	=	3.2	µg/L	EPA 200.8m	0.2	0.5	CRG	
ME-SCR	2008/09-2	Wet	12/16/2008	1/21/2009	Metal	Arsenic	Total	=	5.4	µg/L	EPA 200.8m	0.2	0.5	CRG	
ME-SCR	2008/09-2	Wet	12/16/2008	1/21/2009	Metal	Cadmium	Dissolved	<	0.2	µg/L	EPA 200.8m	0.2	0.4	CRG	
ME-SCR	2008/09-2	Wet	12/16/2008	1/21/2009	Metal	Cadmium	Total	=	1	µg/L	EPA 200.8m	0.2	0.4	CRG	
ME-SCR	2008/09-2	Wet	12/16/2008	1/21/2009	Metal	Chromium	Dissolved	DNQ	0.1	µg/L	EPA 200.8m	0.1	0.5	CRG	
ME-SCR	2008/09-2	Wet	12/16/2008	1/21/2009	Metal	Chromium	Total	=	11.1	µg/L	EPA 200.8m	0.1	0.5	CRG	
ME-SCR	2008/09-2	Wet	12/16/2008	1/7/2009	Metal	Chromium VI	Total	<	5	µg/L	SM 3500-Cr D	5	10	CRG	
ME-SCR	2008/09-2	Wet	12/16/2008	1/21/2009	Metal	Copper	Dissolved	=	1.8	µg/L	EPA 200.8m	0.4	0.8	CRG	
ME-SCR	2008/09-2	Wet	12/16/2008	1/21/2009	Metal	Copper	Total	=	29.7	µg/L	EPA 200.8m	0.4	0.8	CRG	
ME-SCR	2008/09-2	Wet	12/16/2008	1/21/2009	Metal	Lead	Dissolved	<	0.05	µg/L	EPA 200.8m	0.05	0.1	CRG	
ME-SCR	2008/09-2	Wet	12/16/2008	1/21/2009	Metal	Lead	Total	=	10.64	µg/L	EPA 200.8m	0.05	0.1	CRG	
ME-SCR	2008/09-2	Wet	12/16/2008	1/21/2009	Metal	Nickel	Dissolved	=	1.4	µg/L	EPA 200.8m	0.2	0.5	CRG	
ME-SCR	2008/09-2	Wet	12/16/2008	1/21/2009	Metal	Nickel	Total	=	24.7	µg/L	EPA 200.8m	0.2	0.5	CRG	
ME-SCR	2008/09-2	Wet	12/16/2008	1/21/2009	Metal	Selenium	Dissolved	=	3.6	µg/L	EPA 200.8m	0.2	0.5	CRG	
ME-SCR	2008/09-2	Wet	12/16/2008	1/21/2009	Metal	Selenium	Total	=	2.7	µg/L	EPA 200.8m	0.2	0.5	CRG	
ME-SCR	2008/09-2	Wet	12/16/2008	1/21/2009	Metal	Silver	Dissolved	<	0.5	µg/L	EPA 200.8m	0.5	1	CRG	
ME-SCR	2008/09-2	Wet	12/16/2008	1/21/2009	Metal	Silver	Total	<	0.5	µg/L	EPA 200.8m	0.5	1	CRG	
ME-SCR	2008/09-2	Wet	12/16/2008	1/21/2009	Metal	Thallium	Dissolved	<	0.1	µg/L	EPA 200.8m	0.1	0.5	CRG	
ME-SCR	2008/09-2	Wet	12/16/2008	1/21/2009	Metal	Thallium	Total	<	0.1	µg/L	EPA 200.8m	0.1	0.5	CRG	
ME-SCR	2008/09-2	Wet	12/16/2008	1/21/2009	Metal	Zinc	Dissolved	=	1.2	µg/L	EPA 200.8m	0.1	0.5	CRG	
ME-SCR	2008/09-2	Wet	12/16/2008	1/21/2009	Metal	Zinc	Total	=	65.2	µg/L	EPA 200.8m	0.1	0.5	CRG	
ME-SCR	2008/09-2	Wet	12/16/2008	12/18/2008	Nutrient	Nitrate as N	n/a	=	2.894	mg/L	EPA 300.0	0.01	0.05	CRG	
ME-SCR	2008/09-2	Wet	12/16/2008	12/18/2008	Nutrient	Nitrite as N	n/a	=	0.118	mg/L	EPA 300.0	0.01	0.05	CRG	
ME-SCR	2008/09-2	Wet	12/16/2008	12/18/2008	Nutrient	Orthophosphate as P (Diss)	n/a	=	0.174	mg/L	EPA 300.0	0.0075	0.01	CRG	
ME-SCR	2008/09-2	Wet	12/16/2008	1/7/2009	Nutrient	TKN	n/a	=	0.47	mg/L	EPA 351.1	0.05	0.05	TA	
ME-SCR	2008/09-2	Wet	12/16/2008	12/23/2008	Nutrient	Total Phosphorus	Dissolved	=	0.207	mg/L	SM 4500-P E	0.016	0.05	CRG	
ME-SCR	2008/09-2	Wet	12/16/2008	12/24/2008	Nutrient	Total Phosphorus	Total	=	1.257	mg/L	SM 4500-P E	0.016	0.05	CRG	
ME-SCR	2008/09-2	Wet	12/16/2008	1/2/2009	Organic	1,2,4-Trichlorobenzene	n/a	<	0.01	µg/L	EPA 625m	0.01	0.05	CRG	
ME-SCR	2008/09-2	Wet	12/16/2008	1/2/2009	Organic	1,2-Dichlorobenzene	n/a	<	0.01	µg/L	EPA 625m	0.01	0.05	CRG	

Appendix F
2008/09 Laboratory Environmental Analysis Results

Site ID	Event ID	Event Type	Sample Date	Analysis Date	Classification	Constituent	Fraction	Sign	Result	Units	Method	MDL	RL	Analyzing Lab	Program Qualification
ME-SCR	2008/09-2	Wet	12/16/2008	1/2/2009	Organic	1,3-Dichlorobenzene	n/a	<	0.01	µg/L	EPA 625m	0.01	0.05	CRG	
ME-SCR	2008/09-2	Wet	12/16/2008	1/2/2009	Organic	1,4-Dichlorobenzene	n/a	<	0.01	µg/L	EPA 625m	0.01	0.05	CRG	
ME-SCR	2008/09-2	Wet	12/16/2008	1/2/2009	Organic	1-Methylnaphthalene	n/a	=	0.0089	µg/L	EPA 625m	0.001	0.005	CRG	
ME-SCR	2008/09-2	Wet	12/16/2008	1/2/2009	Organic	1-Methylphenanthrene	n/a	=	0.0095	µg/L	EPA 625m	0.001	0.005	CRG	
ME-SCR	2008/09-2	Wet	12/16/2008	1/2/2009	Organic	2,3,5-Trimethylnaphthalene	n/a	DNQ	0.0038	µg/L	EPA 625m	0.001	0.005	CRG	
ME-SCR	2008/09-2	Wet	12/16/2008	1/2/2009	Organic	2,4,6-Trichlorophenol	n/a	<	0.05	µg/L	EPA 625m	0.05	0.1	CRG	
ME-SCR	2008/09-2	Wet	12/16/2008	1/2/2009	Organic	2,4-Dichlorophenol	n/a	<	0.05	µg/L	EPA 625m	0.05	0.1	CRG	
ME-SCR	2008/09-2	Wet	12/16/2008	1/2/2009	Organic	2,4-Dimethylphenol	n/a	<	0.1	µg/L	EPA 625m	0.1	0.2	CRG	
ME-SCR	2008/09-2	Wet	12/16/2008	1/2/2009	Organic	2,4-Dinitrophenol	n/a	<	0.1	µg/L	EPA 625m	0.1	0.2	CRG	
ME-SCR	2008/09-2	Wet	12/16/2008	1/2/2009	Organic	2,4-Dinitrotoluene	n/a	<	0.05	µg/L	EPA 625m	0.05	0.1	CRG	
ME-SCR	2008/09-2	Wet	12/16/2008	1/2/2009	Organic	2,6-Dimethylnaphthalene	n/a	=	0.0061	µg/L	EPA 625m	0.001	0.005	CRG	
ME-SCR	2008/09-2	Wet	12/16/2008	1/2/2009	Organic	2,6-Dinitrotoluene	n/a	<	0.05	µg/L	EPA 625m	0.05	0.1	CRG	
ME-SCR	2008/09-2	Wet	12/16/2008	1/2/2009	Organic	2-Chloronaphthalene	n/a	<	0.05	µg/L	EPA 625m	0.05	0.1	CRG	
ME-SCR	2008/09-2	Wet	12/16/2008	1/2/2009	Organic	2-Chlorophenol	n/a	<	0.05	µg/L	EPA 625m	0.05	0.1	CRG	
ME-SCR	2008/09-2	Wet	12/16/2008	1/2/2009	Organic	2-Methyl-4,6-dinitrophenol	n/a	<	0.1	µg/L	EPA 625m	0.1	0.2	CRG	
ME-SCR	2008/09-2	Wet	12/16/2008	1/2/2009	Organic	2-Methylnaphthalene	n/a	=	0.0123	µg/L	EPA 625m	0.001	0.005	CRG	
ME-SCR	2008/09-2	Wet	12/16/2008	1/2/2009	Organic	2-Nitrophenol	n/a	<	0.1	µg/L	EPA 625m	0.1	0.2	CRG	
ME-SCR	2008/09-2	Wet	12/16/2008	1/2/2009	Organic	3,3'-Dichlorobenzidine	n/a	<	0.05	µg/L	EPA 625m	0.05	0.1	CRG	
ME-SCR	2008/09-2	Wet	12/16/2008	1/2/2009	Organic	4-Bromophenyl phenyl ether	n/a	<	0.05	µg/L	EPA 625m	0.05	0.1	CRG	
ME-SCR	2008/09-2	Wet	12/16/2008	1/2/2009	Organic	4-Chloro-3-methylphenol	n/a	<	0.1	µg/L	EPA 625m	0.1	0.2	CRG	
ME-SCR	2008/09-2	Wet	12/16/2008	1/2/2009	Organic	4-Chlorophenyl phenyl ether	n/a	<	0.05	µg/L	EPA 625m	0.05	0.1	CRG	
ME-SCR	2008/09-2	Wet	12/16/2008	1/2/2009	Organic	4-Nitrophenol	n/a	<	0.1	µg/L	EPA 625m	0.1	0.2	CRG	
ME-SCR	2008/09-2	Wet	12/16/2008	1/2/2009	Organic	Acenaphthene	n/a	DNQ	0.002	µg/L	EPA 625m	0.001	0.005	CRG	
ME-SCR	2008/09-2	Wet	12/16/2008	1/2/2009	Organic	Acenaphthylene	n/a	<	0.001	µg/L	EPA 625m	0.001	0.005	CRG	
ME-SCR	2008/09-2	Wet	12/16/2008	1/2/2009	Organic	Anthracene	n/a	DNQ	0.0027	µg/L	EPA 625m	0.001	0.005	CRG	
ME-SCR	2008/09-2	Wet	12/16/2008	1/2/2009	Organic	Azobenzene	n/a	<	0.05	µg/L	EPA 625m	0.05	0.1	CRG	
ME-SCR	2008/09-2	Wet	12/16/2008	1/2/2009	Organic	Benzidine	n/a	<	0.05	µg/L	EPA 625m	0.05	0.1	CRG	
ME-SCR	2008/09-2	Wet	12/16/2008	1/2/2009	Organic	Benzo(a)anthracene	n/a	=	0.0165	µg/L	EPA 625m	0.001	0.005	CRG	
ME-SCR	2008/09-2	Wet	12/16/2008	1/2/2009	Organic	Benzo(a)pyrene	n/a	=	0.0095	µg/L	EPA 625m	0.001	0.005	CRG	
ME-SCR	2008/09-2	Wet	12/16/2008	1/2/2009	Organic	Benzo(b)fluoranthene	n/a	=	0.0215	µg/L	EPA 625m	0.001	0.005	CRG	
ME-SCR	2008/09-2	Wet	12/16/2008	1/2/2009	Organic	Benzo(e)pyrene	n/a	=	0.0118	µg/L	EPA 625m	0.001	0.005	CRG	
ME-SCR	2008/09-2	Wet	12/16/2008	1/2/2009	Organic	Benzo(g,h,i)perylene	n/a	=	0.0061	µg/L	EPA 625m	0.001	0.005	CRG	
ME-SCR	2008/09-2	Wet	12/16/2008	1/2/2009	Organic	Benzo(k)fluoranthene	n/a	DNQ	0.0036	µg/L	EPA 625m	0.001	0.005	CRG	
ME-SCR	2008/09-2	Wet	12/16/2008	1/2/2009	Organic	Biphenyl	n/a	=	0.0061	µg/L	EPA 625m	0.001	0.005	CRG	
ME-SCR	2008/09-2	Wet	12/16/2008	1/2/2009	Organic	Bis(2-chloroethoxy)methane	n/a	<	0.05	µg/L	EPA 625m	0.05	0.1	CRG	
ME-SCR	2008/09-2	Wet	12/16/2008	1/2/2009	Organic	Bis(2-chloroethyl)ether	n/a	<	0.05	µg/L	EPA 625m	0.05	0.1	CRG	
ME-SCR	2008/09-2	Wet	12/16/2008	1/2/2009	Organic	Bis(2-chloroisopropyl)ether	n/a	<	0.05	µg/L	EPA 625m	0.05	0.1	CRG	
ME-SCR	2008/09-2	Wet	12/16/2008	1/2/2009	Organic	Bis(2-ethylhexyl)phthalate	n/a	=	9.264	µg/L	EPA 625m	0.1	0.125	CRG	
ME-SCR	2008/09-2	Wet	12/16/2008	1/2/2009	Organic	Butyl benzyl phthalate	n/a	=	0.165	µg/L	EPA 625m	0.025	0.05	CRG	
ME-SCR	2008/09-2	Wet	12/16/2008	1/2/2009	Organic	Chrysene	n/a	=	0.0328	µg/L	EPA 625m	0.001	0.005	CRG	
ME-SCR	2008/09-2	Wet	12/16/2008	1/2/2009	Organic	Dibenz(a,h)anthracene	n/a	<	0.001	µg/L	EPA 625m	0.001	0.005	CRG	
ME-SCR	2008/09-2	Wet	12/16/2008	1/2/2009	Organic	Dibenzothiophene	n/a	<	0.001	µg/L	EPA 625m	0.001	0.005	CRG	
ME-SCR	2008/09-2	Wet	12/16/2008	1/2/2009	Organic	Diethyl phthalate	n/a	=	0.19	µg/L	EPA 625m	0.1	0.125	CRG	
ME-SCR	2008/09-2	Wet	12/16/2008	1/2/2009	Organic	Dimethyl phthalate	n/a	<	0.05	µg/L	EPA 625m	0.05	0.075	CRG	
ME-SCR	2008/09-2	Wet	12/16/2008	1/2/2009	Organic	Di-n-butylphthalate	n/a	=	0.274	µg/L	EPA 625m	0.075	0.1	CRG	
ME-SCR	2008/09-2	Wet	12/16/2008	1/2/2009	Organic	Di-n-octylphthalate	n/a	=	0.084	µg/L	EPA 625m	0.01	0.02	CRG	
ME-SCR	2008/09-2	Wet	12/16/2008	1/2/2009	Organic	Fluoranthene	n/a	=	0.03	µg/L	EPA 625m	0.001	0.005	CRG	
ME-SCR	2008/09-2	Wet	12/16/2008	1/2/2009	Organic	Fluorene	n/a	DNQ	0.0022	µg/L	EPA 625m	0.001	0.005	CRG	
ME-SCR	2008/09-2	Wet	12/16/2008	1/2/2009	Organic	Hexachlorobenzene	n/a	<	0.001	µg/L	EPA 625m	0.001	0.005	CRG	
ME-SCR	2008/09-2	Wet	12/16/2008	1/2/2009	Organic	Hexachlorobutadiene	n/a	<	0.05	µg/L	EPA 625m	0.05	0.1	CRG	
ME-SCR	2008/09-2	Wet	12/16/2008	1/2/2009	Organic	Hexachlorocyclopentadiene	n/a	<	0.05	µg/L	EPA 625m	0.05	0.1	CRG	
ME-SCR	2008/09-2	Wet	12/16/2008	1/2/2009	Organic	Hexachloroethane	n/a	<	0.05	µg/L	EPA 625m	0.05	0.1	CRG	
ME-SCR	2008/09-2	Wet	12/16/2008	1/2/2009	Organic	Indeno(1,2,3-cd)pyrene	n/a	<	0.001	µg/L	EPA 625m	0.001	0.005	CRG	
ME-SCR	2008/09-2	Wet	12/16/2008	1/2/2009	Organic	Isophorone	n/a	<	0.05	µg/L	EPA 625m	0.05	0.1	CRG	
ME-SCR	2008/09-2	Wet	12/16/2008	1/2/2009	Organic	Naphthalene	n/a	=	0.014	µg/L	EPA 625m	0.001	0.005	CRG	
ME-SCR	2008/09-2	Wet	12/16/2008	1/2/2009	Organic	Nitrobenzene	n/a	<	0.05	µg/L	EPA 625m	0.05	0.1	CRG	

Appendix F
2008/09 Laboratory Environmental Analysis Results

Site ID	Event ID	Event Type	Sample Date	Analysis Date	Classification	Constituent	Fraction	Sign	Result	Units	Method	MDL	RL	Analyzing Lab	Program Qualification
ME-SCR	2008/09-2	Wet	12/16/2008	1/2/2009	Organic	N-Nitrosodimethylamine	n/a	<	0.05	µg/L	EPA 625m	0.05	0.1	CRG	
ME-SCR	2008/09-2	Wet	12/16/2008	1/2/2009	Organic	N-Nitrosodi-N-propylamine	n/a	<	0.05	µg/L	EPA 625m	0.05	0.1	CRG	
ME-SCR	2008/09-2	Wet	12/16/2008	1/2/2009	Organic	N-Nitrosodiphenylamine	n/a	<	0.05	µg/L	EPA 625m	0.05	0.1	CRG	
ME-SCR	2008/09-2	Wet	12/16/2008	1/2/2009	Organic	Pentachlorophenol	n/a	<	0.05	µg/L	EPA 625m	0.05	0.1	CRG	
ME-SCR	2008/09-2	Wet	12/16/2008	1/2/2009	Organic	Perylene	n/a	=	0.1838	µg/L	EPA 625m	0.001	0.005	CRG	
ME-SCR	2008/09-2	Wet	12/16/2008	1/2/2009	Organic	Phenanthrene	n/a	=	0.0297	µg/L	EPA 625m	0.001	0.005	CRG	
ME-SCR	2008/09-2	Wet	12/16/2008	1/2/2009	Organic	Phenol	n/a	<	0.1	µg/L	EPA 625m	0.1	0.2	CRG	
ME-SCR	2008/09-2	Wet	12/16/2008	1/2/2009	Organic	Pyrene	n/a	=	0.0371	µg/L	EPA 625m	0.001	0.005	CRG	
ME-SCR	2008/09-2	Wet	12/16/2008	1/2/2009	PCB	Aroclor 1016	n/a	<	0.01	µg/L	EPA 625m	0.01	0.02	CRG	
ME-SCR	2008/09-2	Wet	12/16/2008	1/2/2009	PCB	Aroclor 1221	n/a	<	0.01	µg/L	EPA 625m	0.01	0.02	CRG	
ME-SCR	2008/09-2	Wet	12/16/2008	1/2/2009	PCB	Aroclor 1232	n/a	<	0.01	µg/L	EPA 625m	0.01	0.02	CRG	
ME-SCR	2008/09-2	Wet	12/16/2008	1/2/2009	PCB	Aroclor 1242	n/a	<	0.01	µg/L	EPA 625m	0.01	0.02	CRG	
ME-SCR	2008/09-2	Wet	12/16/2008	1/2/2009	PCB	Aroclor 1248	n/a	<	0.01	µg/L	EPA 625m	0.01	0.02	CRG	
ME-SCR	2008/09-2	Wet	12/16/2008	1/2/2009	PCB	Aroclor 1254	n/a	<	0.01	µg/L	EPA 625m	0.01	0.02	CRG	
ME-SCR	2008/09-2	Wet	12/16/2008	1/2/2009	PCB	Aroclor 1260	n/a	<	0.01	µg/L	EPA 625m	0.01	0.02	CRG	
ME-SCR	2008/09-2	Wet	12/16/2008	1/2/2009	PCB	PCB 003	n/a	<	0.001	µg/L	EPA 625m	0.001	0.005	CRG	
ME-SCR	2008/09-2	Wet	12/16/2008	1/2/2009	PCB	PCB 008	n/a	<	0.001	µg/L	EPA 625m	0.001	0.005	CRG	
ME-SCR	2008/09-2	Wet	12/16/2008	1/2/2009	PCB	PCB 018	n/a	<	0.001	µg/L	EPA 625m	0.001	0.005	CRG	
ME-SCR	2008/09-2	Wet	12/16/2008	1/2/2009	PCB	PCB 028	n/a	<	0.001	µg/L	EPA 625m	0.001	0.005	CRG	
ME-SCR	2008/09-2	Wet	12/16/2008	1/2/2009	PCB	PCB 031	n/a	<	0.001	µg/L	EPA 625m	0.001	0.005	CRG	
ME-SCR	2008/09-2	Wet	12/16/2008	1/2/2009	PCB	PCB 033	n/a	<	0.001	µg/L	EPA 625m	0.001	0.005	CRG	
ME-SCR	2008/09-2	Wet	12/16/2008	1/2/2009	PCB	PCB 037	n/a	<	0.001	µg/L	EPA 625m	0.001	0.005	CRG	
ME-SCR	2008/09-2	Wet	12/16/2008	1/2/2009	PCB	PCB 044	n/a	<	0.001	µg/L	EPA 625m	0.001	0.005	CRG	
ME-SCR	2008/09-2	Wet	12/16/2008	1/2/2009	PCB	PCB 049	n/a	<	0.001	µg/L	EPA 625m	0.001	0.005	CRG	
ME-SCR	2008/09-2	Wet	12/16/2008	1/2/2009	PCB	PCB 052	n/a	<	0.001	µg/L	EPA 625m	0.001	0.005	CRG	
ME-SCR	2008/09-2	Wet	12/16/2008	1/2/2009	PCB	PCB 056 + 060	n/a	<	0.001	µg/L	EPA 625m	0.001	0.005	CRG	
ME-SCR	2008/09-2	Wet	12/16/2008	1/2/2009	PCB	PCB 066	n/a	<	0.001	µg/L	EPA 625m	0.001	0.005	CRG	
ME-SCR	2008/09-2	Wet	12/16/2008	1/2/2009	PCB	PCB 070	n/a	<	0.001	µg/L	EPA 625m	0.001	0.005	CRG	
ME-SCR	2008/09-2	Wet	12/16/2008	1/2/2009	PCB	PCB 074	n/a	<	0.001	µg/L	EPA 625m	0.001	0.005	CRG	
ME-SCR	2008/09-2	Wet	12/16/2008	1/2/2009	PCB	PCB 077	n/a	<	0.001	µg/L	EPA 625m	0.001	0.005	CRG	
ME-SCR	2008/09-2	Wet	12/16/2008	1/2/2009	PCB	PCB 081	n/a	<	0.001	µg/L	EPA 625m	0.001	0.005	CRG	
ME-SCR	2008/09-2	Wet	12/16/2008	1/2/2009	PCB	PCB 087	n/a	<	0.001	µg/L	EPA 625m	0.001	0.005	CRG	
ME-SCR	2008/09-2	Wet	12/16/2008	1/2/2009	PCB	PCB 095	n/a	<	0.001	µg/L	EPA 625m	0.001	0.005	CRG	
ME-SCR	2008/09-2	Wet	12/16/2008	1/2/2009	PCB	PCB 097	n/a	<	0.001	µg/L	EPA 625m	0.001	0.005	CRG	
ME-SCR	2008/09-2	Wet	12/16/2008	1/2/2009	PCB	PCB 099	n/a	<	0.001	µg/L	EPA 625m	0.001	0.005	CRG	
ME-SCR	2008/09-2	Wet	12/16/2008	1/2/2009	PCB	PCB 101	n/a	<	0.001	µg/L	EPA 625m	0.001	0.005	CRG	
ME-SCR	2008/09-2	Wet	12/16/2008	1/2/2009	PCB	PCB 105	n/a	<	0.001	µg/L	EPA 625m	0.001	0.005	CRG	
ME-SCR	2008/09-2	Wet	12/16/2008	1/2/2009	PCB	PCB 110	n/a	<	0.001	µg/L	EPA 625m	0.001	0.005	CRG	
ME-SCR	2008/09-2	Wet	12/16/2008	1/2/2009	PCB	PCB 114	n/a	<	0.001	µg/L	EPA 625m	0.001	0.005	CRG	
ME-SCR	2008/09-2	Wet	12/16/2008	1/2/2009	PCB	PCB 118	n/a	<	0.001	µg/L	EPA 625m	0.001	0.005	CRG	
ME-SCR	2008/09-2	Wet	12/16/2008	1/2/2009	PCB	PCB 119	n/a	<	0.001	µg/L	EPA 625m	0.001	0.005	CRG	
ME-SCR	2008/09-2	Wet	12/16/2008	1/2/2009	PCB	PCB 123	n/a	<	0.001	µg/L	EPA 625m	0.001	0.005	CRG	
ME-SCR	2008/09-2	Wet	12/16/2008	1/2/2009	PCB	PCB 126	n/a	<	0.001	µg/L	EPA 625m	0.001	0.005	CRG	
ME-SCR	2008/09-2	Wet	12/16/2008	1/2/2009	PCB	PCB 128	n/a	<	0.001	µg/L	EPA 625m	0.001	0.005	CRG	
ME-SCR	2008/09-2	Wet	12/16/2008	1/2/2009	PCB	PCB 138	n/a	<	0.001	µg/L	EPA 625m	0.001	0.005	CRG	
ME-SCR	2008/09-2	Wet	12/16/2008	1/2/2009	PCB	PCB 141	n/a	<	0.001	µg/L	EPA 625m	0.001	0.005	CRG	
ME-SCR	2008/09-2	Wet	12/16/2008	1/2/2009	PCB	PCB 149	n/a	<	0.001	µg/L	EPA 625m	0.001	0.005	CRG	
ME-SCR	2008/09-2	Wet	12/16/2008	1/2/2009	PCB	PCB 151	n/a	<	0.001	µg/L	EPA 625m	0.001	0.005	CRG	
ME-SCR	2008/09-2	Wet	12/16/2008	1/2/2009	PCB	PCB 153	n/a	<	0.001	µg/L	EPA 625m	0.001	0.005	CRG	
ME-SCR	2008/09-2	Wet	12/16/2008	1/2/2009	PCB	PCB 156	n/a	<	0.001	µg/L	EPA 625m	0.001	0.005	CRG	
ME-SCR	2008/09-2	Wet	12/16/2008	1/2/2009	PCB	PCB 157	n/a	<	0.001	µg/L	EPA 625m	0.001	0.005	CRG	
ME-SCR	2008/09-2	Wet	12/16/2008	1/2/2009	PCB	PCB 158	n/a	<	0.001	µg/L	EPA 625m	0.001	0.005	CRG	
ME-SCR	2008/09-2	Wet	12/16/2008	1/2/2009	PCB	PCB 167	n/a	<	0.001	µg/L	EPA 625m	0.001	0.005	CRG	
ME-SCR	2008/09-2	Wet	12/16/2008	1/2/2009	PCB	PCB 168 + 132	n/a	<	0.001	µg/L	EPA 625m	0.001	0.005	CRG	
ME-SCR	2008/09-2	Wet	12/16/2008	1/2/2009	PCB	PCB 169	n/a	<	0.001	µg/L	EPA 625m	0.001	0.005	CRG	
ME-SCR	2008/09-2	Wet	12/16/2008	1/2/2009	PCB	PCB 170	n/a	<	0.001	µg/L	EPA 625m	0.001	0.005	CRG	

Appendix F
2008/09 Laboratory Environmental Analysis Results

Site ID	Event ID	Event Type	Sample Date	Analysis Date	Classification	Constituent	Fraction	Sign	Result	Units	Method	MDL	RL	Analyzing Lab	Program Qualification
ME-SCR	2008/09-2	Wet	12/16/2008	1/2/2009	PCB	PCB 174	n/a	<	0.001	µg/L	EPA 625m	0.001	0.005	CRG	
ME-SCR	2008/09-2	Wet	12/16/2008	1/2/2009	PCB	PCB 177	n/a	<	0.001	µg/L	EPA 625m	0.001	0.005	CRG	
ME-SCR	2008/09-2	Wet	12/16/2008	1/2/2009	PCB	PCB 180	n/a	<	0.001	µg/L	EPA 625m	0.001	0.005	CRG	
ME-SCR	2008/09-2	Wet	12/16/2008	1/2/2009	PCB	PCB 183	n/a	<	0.001	µg/L	EPA 625m	0.001	0.005	CRG	
ME-SCR	2008/09-2	Wet	12/16/2008	1/2/2009	PCB	PCB 187	n/a	<	0.001	µg/L	EPA 625m	0.001	0.005	CRG	
ME-SCR	2008/09-2	Wet	12/16/2008	1/2/2009	PCB	PCB 189	n/a	<	0.001	µg/L	EPA 625m	0.001	0.005	CRG	
ME-SCR	2008/09-2	Wet	12/16/2008	1/2/2009	PCB	PCB 194	n/a	<	0.001	µg/L	EPA 625m	0.001	0.005	CRG	
ME-SCR	2008/09-2	Wet	12/16/2008	1/2/2009	PCB	PCB 195	n/a	<	0.001	µg/L	EPA 625m	0.001	0.005	CRG	
ME-SCR	2008/09-2	Wet	12/16/2008	1/2/2009	PCB	PCB 200	n/a	<	0.001	µg/L	EPA 625m	0.001	0.005	CRG	
ME-SCR	2008/09-2	Wet	12/16/2008	1/2/2009	PCB	PCB 201	n/a	<	0.001	µg/L	EPA 625m	0.001	0.005	CRG	
ME-SCR	2008/09-2	Wet	12/16/2008	1/2/2009	PCB	PCB 203	n/a	<	0.001	µg/L	EPA 625m	0.001	0.005	CRG	
ME-SCR	2008/09-2	Wet	12/16/2008	1/2/2009	PCB	PCB 206	n/a	<	0.001	µg/L	EPA 625m	0.001	0.005	CRG	
ME-SCR	2008/09-2	Wet	12/16/2008	1/2/2009	PCB	PCB 209	n/a	<	0.001	µg/L	EPA 625m	0.001	0.005	CRG	
ME-SCR	2008/09-2	Wet	12/16/2008	12/23/2008	Pesticide	2,4,5-T	n/a	<	0.59	µg/L	EPA 8151A	0.59	0.5	Calscience	
ME-SCR	2008/09-2	Wet	12/16/2008	12/23/2008	Pesticide	2,4,5-TP (Silvex)	n/a	<	0.59	µg/L	EPA 8151A	0.59	0.5	Calscience	
ME-SCR	2008/09-2	Wet	12/16/2008	12/23/2008	Pesticide	2,4-D	n/a	<	5.9	µg/L	EPA 8151A	5.9	5	Calscience	
ME-SCR	2008/09-2	Wet	12/16/2008	12/23/2008	Pesticide	2,4-DB	n/a	<	5.9	µg/L	EPA 8151A	5.9	5	Calscience	
ME-SCR	2008/09-2	Wet	12/16/2008	1/2/2009	Pesticide	2,4'-DDD	n/a	<	0.001	µg/L	EPA 625m	0.001	0.005	CRG	
ME-SCR	2008/09-2	Wet	12/16/2008	1/2/2009	Pesticide	2,4'-DDE	n/a	<	0.001	µg/L	EPA 625m	0.001	0.005	CRG	
ME-SCR	2008/09-2	Wet	12/16/2008	1/2/2009	Pesticide	2,4'-DDT	n/a	<	0.001	µg/L	EPA 625m	0.001	0.005	CRG	
ME-SCR	2008/09-2	Wet	12/16/2008	1/2/2009	Pesticide	4,4'-DDD	n/a	<	0.001	µg/L	EPA 625m	0.001	0.005	CRG	
ME-SCR	2008/09-2	Wet	12/16/2008	1/2/2009	Pesticide	4,4'-DDE	n/a	<	0.001	µg/L	EPA 625m	0.001	0.005	CRG	
ME-SCR	2008/09-2	Wet	12/16/2008	1/2/2009	Pesticide	4,4'-DDT	n/a	<	0.001	µg/L	EPA 625m	0.001	0.005	CRG	
ME-SCR	2008/09-2	Wet	12/16/2008	1/2/2009	Pesticide	Aldrin	n/a	<	0.001	µg/L	EPA 625m	0.001	0.005	CRG	
ME-SCR	2008/09-2	Wet	12/16/2008	1/2/2009	Pesticide	BHC-alpha	n/a	<	0.001	µg/L	EPA 625m	0.001	0.005	CRG	
ME-SCR	2008/09-2	Wet	12/16/2008	1/2/2009	Pesticide	BHC-beta	n/a	<	0.001	µg/L	EPA 625m	0.001	0.005	CRG	
ME-SCR	2008/09-2	Wet	12/16/2008	1/2/2009	Pesticide	BHC-delta	n/a	<	0.001	µg/L	EPA 625m	0.001	0.005	CRG	
ME-SCR	2008/09-2	Wet	12/16/2008	1/2/2009	Pesticide	BHC-gamma (Lindane)	n/a	<	0.001	µg/L	EPA 625m	0.001	0.005	CRG	
ME-SCR	2008/09-2	Wet	12/16/2008	1/2/2009	Pesticide	Bolstar	n/a	<	0.002	µg/L	EPA 625m	0.002	0.004	CRG	
ME-SCR	2008/09-2	Wet	12/16/2008	1/2/2009	Pesticide	Chlordane-alpha	n/a	<	0.001	µg/L	EPA 625m	0.001	0.005	CRG	
ME-SCR	2008/09-2	Wet	12/16/2008	1/2/2009	Pesticide	Chlordane-gamma	n/a	<	0.001	µg/L	EPA 625m	0.001	0.005	CRG	
ME-SCR	2008/09-2	Wet	12/16/2008	1/2/2009	Pesticide	Chlorpyrifos	n/a	=	0.0688	µg/L	EPA 625m	0.001	0.002	CRG	
ME-SCR	2008/09-2	Wet	12/16/2008	1/2/2009	Pesticide	cis-Nonachlor	n/a	<	0.001	µg/L	EPA 625m	0.001	0.005	CRG	
ME-SCR	2008/09-2	Wet	12/16/2008	12/23/2008	Pesticide	Dalapon	n/a	<	15	µg/L	EPA 8151A	15	13	Calscience	
ME-SCR	2008/09-2	Wet	12/16/2008	1/2/2009	Pesticide	DCPA (Dacthal)	n/a	=	0.0121	µg/L	EPA 625m	0.005	0.01	CRG	
ME-SCR	2008/09-2	Wet	12/16/2008	1/2/2009	Pesticide	Demeton (Total)	n/a	<	0.001	µg/L	EPA 625m	0.001	0.002	CRG	
ME-SCR	2008/09-2	Wet	12/16/2008	1/2/2009	Pesticide	Diazinon	n/a	=	0.014	µg/L	EPA 625m	0.002	0.004	CRG	
ME-SCR	2008/09-2	Wet	12/16/2008	12/23/2008	Pesticide	Dicamba	n/a	<	0.59	µg/L	EPA 8151A	0.59	0.5	Calscience	
ME-SCR	2008/09-2	Wet	12/16/2008	12/23/2008	Pesticide	Dichlorprop	n/a	<	5.9	µg/L	EPA 8151A	5.9	5	Calscience	
ME-SCR	2008/09-2	Wet	12/16/2008	1/2/2009	Pesticide	Dichlorvos	n/a	<	0.003	µg/L	EPA 625m	0.003	0.006	CRG	
ME-SCR	2008/09-2	Wet	12/16/2008	1/2/2009	Pesticide	Dieldrin	n/a	<	0.001	µg/L	EPA 625m	0.001	0.005	CRG	
ME-SCR	2008/09-2	Wet	12/16/2008	1/2/2009	Pesticide	Dimethoate	n/a	<	0.003	µg/L	EPA 625m	0.003	0.006	CRG	
ME-SCR	2008/09-2	Wet	12/16/2008	12/23/2008	Pesticide	Dinoseb	n/a	<	2.9	µg/L	EPA 8151A	2.9	2.5	Calscience	
ME-SCR	2008/09-2	Wet	12/16/2008	1/2/2009	Pesticide	Disulfoton	n/a	<	0.001	µg/L	EPA 625m	0.001	0.002	CRG	
ME-SCR	2008/09-2	Wet	12/16/2008	1/2/2009	Pesticide	Endosulfan sulfate	n/a	<	0.001	µg/L	EPA 625m	0.001	0.005	CRG	
ME-SCR	2008/09-2	Wet	12/16/2008	1/2/2009	Pesticide	Endosulfan-I	n/a	<	0.001	µg/L	EPA 625m	0.001	0.005	CRG	
ME-SCR	2008/09-2	Wet	12/16/2008	1/2/2009	Pesticide	Endosulfan-II	n/a	<	0.001	µg/L	EPA 625m	0.001	0.005	CRG	
ME-SCR	2008/09-2	Wet	12/16/2008	1/2/2009	Pesticide	Endrin	n/a	<	0.001	µg/L	EPA 625m	0.001	0.005	CRG	
ME-SCR	2008/09-2	Wet	12/16/2008	1/2/2009	Pesticide	Endrin aldehyde	n/a	<	0.001	µg/L	EPA 625m	0.001	0.005	CRG	
ME-SCR	2008/09-2	Wet	12/16/2008	1/2/2009	Pesticide	Endrin ketone	n/a	<	0.001	µg/L	EPA 625m	0.001	0.005	CRG	
ME-SCR	2008/09-2	Wet	12/16/2008	1/2/2009	Pesticide	Ethoprop	n/a	<	0.001	µg/L	EPA 625m	0.001	0.002	CRG	
ME-SCR	2008/09-2	Wet	12/16/2008	1/2/2009	Pesticide	Fenchlorophos (Ronnel)	n/a	<	0.002	µg/L	EPA 625m	0.002	0.004	CRG	
ME-SCR	2008/09-2	Wet	12/16/2008	1/2/2009	Pesticide	Fensulfothion	n/a	<	0.001	µg/L	EPA 625m	0.001	0.002	CRG	
ME-SCR	2008/09-2	Wet	12/16/2008	1/2/2009	Pesticide	Fenthion	n/a	<	0.002	µg/L	EPA 625m	0.002	0.004	CRG	
ME-SCR	2008/09-2	Wet	12/16/2008	12/26/2008	Pesticide	Glyphosate	n/a	<	9	µg/L	EPA 547	9	25	WL	
ME-SCR	2008/09-2	Wet	12/16/2008	1/2/2009	Pesticide	Heptachlor	n/a	<	0.001	µg/L	EPA 625m	0.001	0.005	CRG	

Appendix F
2008/09 Laboratory Environmental Analysis Results

Site ID	Event ID	Event Type	Sample Date	Analysis Date	Classification	Constituent	Fraction	Sign	Result	Units	Method	MDL	RL	Analyzing Lab	Program Qualification
ME-SCR	2008/09-2	Wet	12/16/2008	1/2/2009	Pesticide	Heptachlor epoxide	n/a	<	0.001	µg/L	EPA 625m	0.001	0.005	CRG	
ME-SCR	2008/09-2	Wet	12/16/2008	1/2/2009	Pesticide	Malathion	n/a	=	0.0513	µg/L	EPA 625m	0.003	0.006	CRG	
ME-SCR	2008/09-2	Wet	12/16/2008	12/23/2008	Pesticide	MCPA	n/a	<	590	µg/L	EPA 8151A	590	500	CalScience	
ME-SCR	2008/09-2	Wet	12/16/2008	12/23/2008	Pesticide	MCPP	n/a	<	590	µg/L	EPA 8151A	590	500	CalScience	
ME-SCR	2008/09-2	Wet	12/16/2008	1/2/2009	Pesticide	Merphos	n/a	<	0.001	µg/L	EPA 625m	0.001	0.002	CRG	
ME-SCR	2008/09-2	Wet	12/16/2008	1/2/2009	Pesticide	Methamidophos	n/a	<	0.05	µg/L	EPA 625m	0.05	0.1	CRG	
ME-SCR	2008/09-2	Wet	12/16/2008	1/2/2009	Pesticide	Methoxychlor	n/a	<	0.001	µg/L	EPA 625m	0.001	0.005	CRG	
ME-SCR	2008/09-2	Wet	12/16/2008	1/2/2009	Pesticide	Methyl parathion	n/a	<	0.001	µg/L	EPA 625m	0.001	0.002	CRG	
ME-SCR	2008/09-2	Wet	12/16/2008	1/2/2009	Pesticide	Mevinphos	n/a	<	0.008	µg/L	EPA 625m	0.008	0.016	CRG	
ME-SCR	2008/09-2	Wet	12/16/2008	1/2/2009	Pesticide	Mirex	n/a	<	0.001	µg/L	EPA 625m	0.001	0.005	CRG	
ME-SCR	2008/09-2	Wet	12/16/2008	1/2/2009	Pesticide	Oxychlorodane	n/a	<	0.001	µg/L	EPA 625m	0.001	0.005	CRG	
ME-SCR	2008/09-2	Wet	12/16/2008	1/2/2009	Pesticide	Phorate	n/a	<	0.006	µg/L	EPA 625m	0.006	0.012	CRG	
ME-SCR	2008/09-2	Wet	12/16/2008	1/2/2009	Pesticide	Tetrachlorovinphos (Stirofos)	n/a	<	0.002	µg/L	EPA 625m	0.002	0.004	CRG	
ME-SCR	2008/09-2	Wet	12/16/2008	1/2/2009	Pesticide	Tokuthion	n/a	<	0.003	µg/L	EPA 625m	0.003	0.006	CRG	
ME-SCR	2008/09-2	Wet	12/16/2008	1/2/2009	Pesticide	Toxaphene	n/a	=	0.16	µg/L	EPA 625m	0.01	0.05	CRG	
ME-SCR	2008/09-2	Wet	12/16/2008	1/2/2009	Pesticide	trans-Nonachlor	n/a	<	0.001	µg/L	EPA 625m	0.001	0.005	CRG	
ME-SCR	2008/09-2	Wet	12/16/2008	1/2/2009	Pesticide	Trichloronate	n/a	<	0.001	µg/L	EPA 625m	0.001	0.002	CRG	
ME-SCR	2008/09-3	Wet	2/6/2009	2/14/2009	Anion	Perchlorate	n/a	<	0.36	µg/L	EPA 314.0	0.36	2	CalScience	
ME-SCR	2008/09-3	Wet	2/6/2009	2/7/2009	Bacteriological	E. Coli	n/a	=	12033	MPN/100 mL	MMO-MUG	10	10	VCHCA	
ME-SCR	2008/09-3	Wet	2/6/2009	2/7/2009	Bacteriological	Enterococcus	n/a	=	11100	MPN/100 mL	Enterolert	1000	1000	VCHCA	
ME-SCR	2008/09-3	Wet	2/6/2009	2/9/2009	Bacteriological	Fecal Coliform	n/a	=	9000	MPN/100 mL	SM 9221 E	2	2	VCHCA	
ME-SCR	2008/09-3	Wet	2/6/2009	2/7/2009	Bacteriological	Total Coliform	n/a	=	275500	MPN/100 mL	MMO-MUG	1000	1000	VCHCA	
ME-SCR	2008/09-3	Wet	2/6/2009	2/8/2009	Conventional	BOD	n/a	=	3.3	mg/L	SM 5210 B	2	2	CRG	
ME-SCR	2008/09-3	Wet	2/6/2009	2/7/2009	Conventional	Conductivity	n/a	=	882	µmhos/cm	SM 2510	1	1	CRG	
ME-SCR	2008/09-3	Wet	2/6/2009	2/7/2009	Conventional	pH	n/a	=	8.1	pH Units	SM 4500H+	0.1	0.1	CRG	
ME-SCR	2008/09-3	Wet	2/6/2009	3/4/2009	Hydrocarbon	Oil and Grease	n/a	DNQ	1	mg/L	EPA 1664A	1	5	CRG	
ME-SCR	2008/09-3	Wet	2/6/2009	3/4/2009	Hydrocarbon	TRPH	n/a	<	1	mg/L	EPA 1664	1	5	CRG	
ME-SCR	2008/09-3	Wet	2/6/2009	2/25/2009	Metal	Mercury	Dissolved	DNQ	0.7	µg/L	EPA 1631Em	0.5	1	CRG	
ME-SCR	2008/09-3	Wet	2/6/2009	2/25/2009	Metal	Mercury	Total	=	160	ng/L	EPA 1631Em	0.5	1	CRG	
ME-SCR	2008/09-3	Wet	2/6/2009	3/2/2009	Nutrient	Ammonia as N	n/a	=	0.91	mg/L	SM 4500-NH3 F	0.03	0.03	CRG	
ME-SCR	2008/09-3	Wet	2/7/2009	2/27/2009	Anion	Bromide	n/a	=	0.18	mg/L	EPA 300.0	0.001	0.005	CRG	
ME-SCR	2008/09-3	Wet	2/7/2009	2/28/2009	Anion	Chloride	n/a	=	39.18	mg/L	EPA 300.0	0.01	0.05	CRG	
ME-SCR	2008/09-3	Wet	2/7/2009	2/24/2009	Conventional	Hardness as CaCO3	Total	=	286.2	mg/L	SM 2340 B	1	5	CRG	UL-FB
ME-SCR	2008/09-3	Wet	2/7/2009	2/13/2009	Conventional	Total Dissolved Solids	n/a	=	768	mg/L	SM 2540 C	0.1	5	CRG	
ME-SCR	2008/09-3	Wet	2/7/2009	2/27/2009	Conventional	Total Organic Carbon	n/a	=	4.2	mg/L	SM 5310 B	0.1	0.2	CRG	
ME-SCR	2008/09-3	Wet	2/7/2009	2/14/2009	Conventional	Total Suspended Solids	n/a	=	652	mg/L	SM 2540 D	0.5	5	CRG	
ME-SCR	2008/09-3	Wet	2/7/2009	2/9/2009	Conventional	Turbidity	n/a	=	498	NTU	EPA 180.1	1	2	CRG	
ME-SCR	2008/09-3	Wet	2/7/2009	2/24/2009	Metal	Aluminum	Dissolved	<	5	µg/L	EPA 200.8m	5	10	CRG	
ME-SCR	2008/09-3	Wet	2/7/2009	2/24/2009	Metal	Aluminum	Total	=	2405	µg/L	EPA 200.8m	5	10	CRG	UL-FB
ME-SCR	2008/09-3	Wet	2/7/2009	2/24/2009	Metal	Arsenic	Dissolved	=	0.7	µg/L	EPA 200.8m	0.2	0.5	CRG	
ME-SCR	2008/09-3	Wet	2/7/2009	2/24/2009	Metal	Arsenic	Total	=	2.3	µg/L	EPA 200.8m	0.2	0.5	CRG	UL-FB
ME-SCR	2008/09-3	Wet	2/7/2009	2/24/2009	Metal	Cadmium	Dissolved	<	0.2	µg/L	EPA 200.8m	0.2	0.4	CRG	
ME-SCR	2008/09-3	Wet	2/7/2009	2/24/2009	Metal	Cadmium	Total	=	0.6	µg/L	EPA 200.8m	0.2	0.4	CRG	UL-FB
ME-SCR	2008/09-3	Wet	2/7/2009	2/24/2009	Metal	Chromium	Dissolved	DNQ	0.1	µg/L	EPA 200.8m	0.1	0.5	CRG	
ME-SCR	2008/09-3	Wet	2/7/2009	2/24/2009	Metal	Chromium	Total	=	3.4	µg/L	EPA 200.8m	0.1	0.5	CRG	UL-FB
ME-SCR	2008/09-3	Wet	2/7/2009	2/13/2009	Metal	Chromium VI	Total	<	5	µg/L	SM 3500-Cr D	5	10	CRG	
ME-SCR	2008/09-3	Wet	2/7/2009	2/24/2009	Metal	Copper	Dissolved	=	1.1	µg/L	EPA 200.8m	0.4	0.8	CRG	
ME-SCR	2008/09-3	Wet	2/7/2009	2/24/2009	Metal	Copper	Total	=	11.4	µg/L	EPA 200.8m	0.4	0.8	CRG	UL-FB
ME-SCR	2008/09-3	Wet	2/7/2009	2/24/2009	Metal	Lead	Dissolved	<	0.05	µg/L	EPA 200.8m	0.05	0.1	CRG	
ME-SCR	2008/09-3	Wet	2/7/2009	2/24/2009	Metal	Lead	Total	=	5.97	µg/L	EPA 200.8m	0.05	0.1	CRG	UL-FB
ME-SCR	2008/09-3	Wet	2/7/2009	2/24/2009	Metal	Nickel	Dissolved	=	1.7	µg/L	EPA 200.8m	0.2	0.5	CRG	
ME-SCR	2008/09-3	Wet	2/7/2009	2/24/2009	Metal	Nickel	Total	=	11.4	µg/L	EPA 200.8m	0.2	0.5	CRG	UL-FB
ME-SCR	2008/09-3	Wet	2/7/2009	2/24/2009	Metal	Selenium	Dissolved	=	3.2	µg/L	EPA 200.8m	0.2	0.5	CRG	
ME-SCR	2008/09-3	Wet	2/7/2009	2/24/2009	Metal	Selenium	Total	=	2.2	µg/L	EPA 200.8m	0.2	0.5	CRG	UL-FB
ME-SCR	2008/09-3	Wet	2/7/2009	2/24/2009	Metal	Silver	Dissolved	<	0.5	µg/L	EPA 200.8m	0.5	1	CRG	
ME-SCR	2008/09-3	Wet	2/7/2009	2/24/2009	Metal	Silver	Total	<	0.5	µg/L	EPA 200.8m	0.5	1	CRG	

Appendix F
2008/09 Laboratory Environmental Analysis Results

Site ID	Event ID	Event Type	Sample Date	Analysis Date	Classification	Constituent	Fraction	Sign	Result	Units	Method	MDL	RL	Analyzing Lab	Program Qualification
ME-SCR	2008/09-3	Wet	2/7/2009	2/24/2009	Metal	Thallium	Dissolved	<	0.1	µg/L	EPA 200.8m	0.1	0.5	CRG	
ME-SCR	2008/09-3	Wet	2/7/2009	2/24/2009	Metal	Thallium	Total	<	0.1	µg/L	EPA 200.8m	0.1	0.5	CRG	
ME-SCR	2008/09-3	Wet	2/7/2009	2/24/2009	Metal	Zinc	Dissolved	DNQ	0.4	µg/L	EPA 200.8m	0.1	0.5	CRG	
ME-SCR	2008/09-3	Wet	2/7/2009	2/24/2009	Metal	Zinc	Total	=	28	µg/L	EPA 200.8m	0.1	0.5	CRG	UL-FB
ME-SCR	2008/09-3	Wet	2/7/2009	2/9/2009	Nutrient	Nitrate as N	n/a	=	1.75	mg/L	EPA 300.0	0.01	0.05	CRG	
ME-SCR	2008/09-3	Wet	2/7/2009	2/9/2009	Nutrient	Nitrite as N	n/a	=	0.11	mg/L	EPA 300.0	0.01	0.05	CRG	
ME-SCR	2008/09-3	Wet	2/7/2009	2/9/2009	Nutrient	Orthophosphate as P (Diss)	n/a	=	0.0422	mg/L	EPA 300.0	0.0075	0.01	CRG	
ME-SCR	2008/09-3	Wet	2/7/2009	2/17/2009	Nutrient	TKN	n/a	=	0.43	mg/L	EPA 351.1	0.05	0.05	TA	
ME-SCR	2008/09-3	Wet	2/7/2009	2/23/2009	Nutrient	Total Phosphorus	Dissolved	DNQ	0.042	mg/L	SM 4500-P E	0.016	0.05	CRG	
ME-SCR	2008/09-3	Wet	2/7/2009	2/23/2009	Nutrient	Total Phosphorus	Total	=	1.043	mg/L	SM 4500-P E	0.016	0.05	CRG	
ME-SCR	2008/09-3	Wet	2/7/2009	3/2/2009	Organic	1,2,4-Trichlorobenzene	n/a	<	0.01	µg/L	EPA 625m	0.01	0.05	CRG	
ME-SCR	2008/09-3	Wet	2/7/2009	3/2/2009	Organic	1,2-Dichlorobenzene	n/a	<	0.01	µg/L	EPA 625m	0.01	0.05	CRG	
ME-SCR	2008/09-3	Wet	2/7/2009	3/2/2009	Organic	1,3-Dichlorobenzene	n/a	<	0.01	µg/L	EPA 625m	0.01	0.05	CRG	
ME-SCR	2008/09-3	Wet	2/7/2009	3/2/2009	Organic	1,4-Dichlorobenzene	n/a	<	0.01	µg/L	EPA 625m	0.01	0.05	CRG	
ME-SCR	2008/09-3	Wet	2/7/2009	3/2/2009	Organic	1-Methylnaphthalene	n/a	=	0.0104	µg/L	EPA 625m	0.001	0.005	CRG	UL-FB
ME-SCR	2008/09-3	Wet	2/7/2009	3/2/2009	Organic	1-Methylphenanthrene	n/a	=	0.0149	µg/L	EPA 625m	0.001	0.005	CRG	UL-FB
ME-SCR	2008/09-3	Wet	2/7/2009	3/2/2009	Organic	2,3,5-Trimethylnaphthalene	n/a	=	0.0064	µg/L	EPA 625m	0.001	0.005	CRG	UL-FB
ME-SCR	2008/09-3	Wet	2/7/2009	3/2/2009	Organic	2,4,6-Trichlorophenol	n/a	<	0.05	µg/L	EPA 625m	0.05	0.1	CRG	
ME-SCR	2008/09-3	Wet	2/7/2009	3/2/2009	Organic	2,4-Dichlorophenol	n/a	<	0.05	µg/L	EPA 625m	0.05	0.1	CRG	
ME-SCR	2008/09-3	Wet	2/7/2009	3/2/2009	Organic	2,4-Dimethylphenol	n/a	<	0.1	µg/L	EPA 625m	0.1	0.2	CRG	
ME-SCR	2008/09-3	Wet	2/7/2009	3/2/2009	Organic	2,4-Dinitrophenol	n/a	<	0.1	µg/L	EPA 625m	0.1	0.2	CRG	
ME-SCR	2008/09-3	Wet	2/7/2009	3/2/2009	Organic	2,4-Dinitrotoluene	n/a	<	0.05	µg/L	EPA 625m	0.05	0.1	CRG	
ME-SCR	2008/09-3	Wet	2/7/2009	3/2/2009	Organic	2,6-Dimethylnaphthalene	n/a	=	0.0139	µg/L	EPA 625m	0.001	0.005	CRG	UL-FB
ME-SCR	2008/09-3	Wet	2/7/2009	3/2/2009	Organic	2,6-Dinitrotoluene	n/a	<	0.05	µg/L	EPA 625m	0.05	0.1	CRG	
ME-SCR	2008/09-3	Wet	2/7/2009	3/2/2009	Organic	2-Chloronaphthalene	n/a	<	0.05	µg/L	EPA 625m	0.05	0.1	CRG	
ME-SCR	2008/09-3	Wet	2/7/2009	3/2/2009	Organic	2-Chlorophenol	n/a	<	0.05	µg/L	EPA 625m	0.05	0.1	CRG	
ME-SCR	2008/09-3	Wet	2/7/2009	3/2/2009	Organic	2-Methyl-4,6-dinitrophenol	n/a	<	0.1	µg/L	EPA 625m	0.1	0.2	CRG	
ME-SCR	2008/09-3	Wet	2/7/2009	3/2/2009	Organic	2-Methylnaphthalene	n/a	=	0.0104	µg/L	EPA 625m	0.001	0.005	CRG	UL-FB
ME-SCR	2008/09-3	Wet	2/7/2009	3/2/2009	Organic	2-Nitrophenol	n/a	<	0.1	µg/L	EPA 625m	0.1	0.2	CRG	
ME-SCR	2008/09-3	Wet	2/7/2009	3/2/2009	Organic	3,3'-Dichlorobenzidine	n/a	<	0.05	µg/L	EPA 625m	0.05	0.1	CRG	
ME-SCR	2008/09-3	Wet	2/7/2009	3/2/2009	Organic	4-Bromophenyl phenyl ether	n/a	<	0.05	µg/L	EPA 625m	0.05	0.1	CRG	
ME-SCR	2008/09-3	Wet	2/7/2009	3/2/2009	Organic	4-Chloro-3-methylphenol	n/a	<	0.1	µg/L	EPA 625m	0.1	0.2	CRG	
ME-SCR	2008/09-3	Wet	2/7/2009	3/2/2009	Organic	4-Chlorophenyl phenyl ether	n/a	<	0.05	µg/L	EPA 625m	0.05	0.1	CRG	
ME-SCR	2008/09-3	Wet	2/7/2009	3/2/2009	Organic	4-Nitrophenol	n/a	<	0.1	µg/L	EPA 625m	0.1	0.2	CRG	
ME-SCR	2008/09-3	Wet	2/7/2009	3/2/2009	Organic	Acenaphthene	n/a	DNQ	0.0019	µg/L	EPA 625m	0.001	0.005	CRG	
ME-SCR	2008/09-3	Wet	2/7/2009	3/2/2009	Organic	Acenaphthylene	n/a	DNQ	0.001	µg/L	EPA 625m	0.001	0.005	CRG	
ME-SCR	2008/09-3	Wet	2/7/2009	3/2/2009	Organic	Anthracene	n/a	DNQ	0.003	µg/L	EPA 625m	0.001	0.005	CRG	
ME-SCR	2008/09-3	Wet	2/7/2009	3/2/2009	Organic	Azobenzene	n/a	<	0.05	µg/L	EPA 625m	0.05	0.1	CRG	
ME-SCR	2008/09-3	Wet	2/7/2009	3/2/2009	Organic	Benzidine	n/a	<	0.05	µg/L	EPA 625m	0.05	0.1	CRG	
ME-SCR	2008/09-3	Wet	2/7/2009	3/2/2009	Organic	Benzo(a)anthracene	n/a	DNQ	0.0038	µg/L	EPA 625m	0.001	0.005	CRG	
ME-SCR	2008/09-3	Wet	2/7/2009	3/2/2009	Organic	Benzo(a)pyrene	n/a	DNQ	0.0039	µg/L	EPA 625m	0.001	0.005	CRG	
ME-SCR	2008/09-3	Wet	2/7/2009	3/2/2009	Organic	Benzo(b)fluoranthene	n/a	DNQ	0.0035	µg/L	EPA 625m	0.001	0.005	CRG	
ME-SCR	2008/09-3	Wet	2/7/2009	3/2/2009	Organic	Benzo(e)pyrene	n/a	=	0.0072	µg/L	EPA 625m	0.001	0.005	CRG	UL-FB
ME-SCR	2008/09-3	Wet	2/7/2009	3/2/2009	Organic	Benzo(g,h,i)perylene	n/a	DNQ	0.0046	µg/L	EPA 625m	0.001	0.005	CRG	
ME-SCR	2008/09-3	Wet	2/7/2009	3/2/2009	Organic	Benzo(k)fluoranthene	n/a	DNQ	0.0018	µg/L	EPA 625m	0.001	0.005	CRG	
ME-SCR	2008/09-3	Wet	2/7/2009	3/2/2009	Organic	Biphenyl	n/a	=	0.0072	µg/L	EPA 625m	0.001	0.005	CRG	UL-FB
ME-SCR	2008/09-3	Wet	2/7/2009	3/2/2009	Organic	Bis(2-chloroethoxy)methane	n/a	<	0.05	µg/L	EPA 625m	0.05	0.1	CRG	
ME-SCR	2008/09-3	Wet	2/7/2009	3/2/2009	Organic	Bis(2-chloroethyl)ether	n/a	<	0.05	µg/L	EPA 625m	0.05	0.1	CRG	
ME-SCR	2008/09-3	Wet	2/7/2009	3/2/2009	Organic	Bis(2-chloroisopropyl)ether	n/a	<	0.05	µg/L	EPA 625m	0.05	0.1	CRG	
ME-SCR	2008/09-3	Wet	2/7/2009	3/2/2009	Organic	Bis(2-ethylhexyl)phthalate	n/a	=	5.025	µg/L	EPA 625m	0.1	0.125	CRG	UL-FB
ME-SCR	2008/09-3	Wet	2/7/2009	3/2/2009	Organic	Butyl benzyl phthalate	n/a	<	0.025	µg/L	EPA 625m	0.025	0.05	CRG	
ME-SCR	2008/09-3	Wet	2/7/2009	3/2/2009	Organic	Chrysene	n/a	=	0.0163	µg/L	EPA 625m	0.001	0.005	CRG	UL-FB
ME-SCR	2008/09-3	Wet	2/7/2009	3/2/2009	Organic	Dibenz(a,h)anthracene	n/a	<	0.001	µg/L	EPA 625m	0.001	0.005	CRG	
ME-SCR	2008/09-3	Wet	2/7/2009	3/2/2009	Organic	Dibenzothiophene	n/a	=	0.0058	µg/L	EPA 625m	0.001	0.005	CRG	
ME-SCR	2008/09-3	Wet	2/7/2009	3/2/2009	Organic	Diethyl phthalate	n/a	=	2.045	µg/L	EPA 625m	0.1	0.125	CRG	UL-FB
ME-SCR	2008/09-3	Wet	2/7/2009	3/2/2009	Organic	Dimethyl phthalate	n/a	DNQ	0.068	µg/L	EPA 625m	0.05	0.075	CRG	

Appendix F
2008/09 Laboratory Environmental Analysis Results

Site ID	Event ID	Event Type	Sample Date	Analysis Date	Classification	Constituent	Fraction	Sign	Result	Units	Method	MDL	RL	Analyzing Lab	Program Qualification
ME-SCR	2008/09-3	Wet	2/7/2009	3/2/2009	Organic	Di-n-butylphthalate	n/a	<	0.075	µg/L	EPA 625m	0.075	0.1	CRG	
ME-SCR	2008/09-3	Wet	2/7/2009	3/2/2009	Organic	Di-n-octylphthalate	n/a	<	0.01	µg/L	EPA 625m	0.01	0.02	CRG	
ME-SCR	2008/09-3	Wet	2/7/2009	3/2/2009	Organic	Fluoranthene	n/a	=	0.0136	µg/L	EPA 625m	0.001	0.005	CRG	UL-FB
ME-SCR	2008/09-3	Wet	2/7/2009	3/2/2009	Organic	Fluorene	n/a	DNQ	0.0025	µg/L	EPA 625m	0.001	0.005	CRG	
ME-SCR	2008/09-3	Wet	2/7/2009	3/2/2009	Organic	Hexachlorobenzene	n/a	<	0.001	µg/L	EPA 625m	0.001	0.005	CRG	
ME-SCR	2008/09-3	Wet	2/7/2009	3/2/2009	Organic	Hexachlorobutadiene	n/a	<	0.05	µg/L	EPA 625m	0.05	0.1	CRG	
ME-SCR	2008/09-3	Wet	2/7/2009	3/2/2009	Organic	Hexachlorocyclopentadiene	n/a	<	0.05	µg/L	EPA 625m	0.05	0.1	CRG	
ME-SCR	2008/09-3	Wet	2/7/2009	3/2/2009	Organic	Hexachloroethane	n/a	<	0.05	µg/L	EPA 625m	0.05	0.1	CRG	
ME-SCR	2008/09-3	Wet	2/7/2009	3/2/2009	Organic	Indeno(1,2,3-cd)pyrene	n/a	DNQ	0.0017	µg/L	EPA 625m	0.001	0.005	CRG	
ME-SCR	2008/09-3	Wet	2/7/2009	3/2/2009	Organic	Isophorone	n/a	<	0.05	µg/L	EPA 625m	0.05	0.1	CRG	
ME-SCR	2008/09-3	Wet	2/7/2009	3/2/2009	Organic	Naphthalene	n/a	=	0.0067	µg/L	EPA 625m	0.001	0.005	CRG	UL-FB
ME-SCR	2008/09-3	Wet	2/7/2009	3/2/2009	Organic	Nitrobenzene	n/a	<	0.05	µg/L	EPA 625m	0.05	0.1	CRG	
ME-SCR	2008/09-3	Wet	2/7/2009	3/2/2009	Organic	N-Nitrosodimethylamine	n/a	<	0.05	µg/L	EPA 625m	0.05	0.1	CRG	
ME-SCR	2008/09-3	Wet	2/7/2009	3/2/2009	Organic	N-Nitrosodi-N-propylamine	n/a	<	0.05	µg/L	EPA 625m	0.05	0.1	CRG	
ME-SCR	2008/09-3	Wet	2/7/2009	3/2/2009	Organic	N-Nitrosodiphenylamine	n/a	<	0.05	µg/L	EPA 625m	0.05	0.1	CRG	
ME-SCR	2008/09-3	Wet	2/7/2009	3/2/2009	Organic	Pentachlorophenol	n/a	<	0.05	µg/L	EPA 625m	0.05	0.1	CRG	
ME-SCR	2008/09-3	Wet	2/7/2009	3/2/2009	Organic	Perylene	n/a	=	0.1175	µg/L	EPA 625m	0.001	0.005	CRG	UL-FB
ME-SCR	2008/09-3	Wet	2/7/2009	3/2/2009	Organic	Phenanthrene	n/a	=	0.0191	µg/L	EPA 625m	0.001	0.005	CRG	UL-FB
ME-SCR	2008/09-3	Wet	2/7/2009	3/2/2009	Organic	Phenol	n/a	<	0.1	µg/L	EPA 625m	0.1	0.2	CRG	
ME-SCR	2008/09-3	Wet	2/7/2009	3/2/2009	Organic	Pyrene	n/a	=	0.0216	µg/L	EPA 625m	0.001	0.005	CRG	UL-FB
ME-SCR	2008/09-3	Wet	2/7/2009	3/2/2009	PCB	Aroclor 1016	n/a	<	0.01	µg/L	EPA 625m	0.01	0.02	CRG	
ME-SCR	2008/09-3	Wet	2/7/2009	3/2/2009	PCB	Aroclor 1221	n/a	<	0.01	µg/L	EPA 625m	0.01	0.02	CRG	
ME-SCR	2008/09-3	Wet	2/7/2009	3/2/2009	PCB	Aroclor 1232	n/a	<	0.01	µg/L	EPA 625m	0.01	0.02	CRG	
ME-SCR	2008/09-3	Wet	2/7/2009	3/2/2009	PCB	Aroclor 1242	n/a	<	0.01	µg/L	EPA 625m	0.01	0.02	CRG	
ME-SCR	2008/09-3	Wet	2/7/2009	3/2/2009	PCB	Aroclor 1248	n/a	<	0.01	µg/L	EPA 625m	0.01	0.02	CRG	
ME-SCR	2008/09-3	Wet	2/7/2009	3/2/2009	PCB	Aroclor 1254	n/a	<	0.01	µg/L	EPA 625m	0.01	0.02	CRG	
ME-SCR	2008/09-3	Wet	2/7/2009	3/2/2009	PCB	Aroclor 1260	n/a	<	0.01	µg/L	EPA 625m	0.01	0.02	CRG	
ME-SCR	2008/09-3	Wet	2/7/2009	3/2/2009	PCB	PCB 003	n/a	<	0.001	µg/L	EPA 625m	0.001	0.005	CRG	
ME-SCR	2008/09-3	Wet	2/7/2009	3/2/2009	PCB	PCB 008	n/a	<	0.001	µg/L	EPA 625m	0.001	0.005	CRG	
ME-SCR	2008/09-3	Wet	2/7/2009	3/2/2009	PCB	PCB 018	n/a	<	0.001	µg/L	EPA 625m	0.001	0.005	CRG	
ME-SCR	2008/09-3	Wet	2/7/2009	3/2/2009	PCB	PCB 028	n/a	<	0.001	µg/L	EPA 625m	0.001	0.005	CRG	
ME-SCR	2008/09-3	Wet	2/7/2009	3/2/2009	PCB	PCB 031	n/a	<	0.001	µg/L	EPA 625m	0.001	0.005	CRG	
ME-SCR	2008/09-3	Wet	2/7/2009	3/2/2009	PCB	PCB 033	n/a	<	0.001	µg/L	EPA 625m	0.001	0.005	CRG	
ME-SCR	2008/09-3	Wet	2/7/2009	3/2/2009	PCB	PCB 037	n/a	<	0.001	µg/L	EPA 625m	0.001	0.005	CRG	
ME-SCR	2008/09-3	Wet	2/7/2009	3/2/2009	PCB	PCB 044	n/a	<	0.001	µg/L	EPA 625m	0.001	0.005	CRG	
ME-SCR	2008/09-3	Wet	2/7/2009	3/2/2009	PCB	PCB 049	n/a	<	0.001	µg/L	EPA 625m	0.001	0.005	CRG	
ME-SCR	2008/09-3	Wet	2/7/2009	3/2/2009	PCB	PCB 052	n/a	<	0.001	µg/L	EPA 625m	0.001	0.005	CRG	
ME-SCR	2008/09-3	Wet	2/7/2009	3/2/2009	PCB	PCB 056 + 060	n/a	<	0.001	µg/L	EPA 625m	0.001	0.005	CRG	
ME-SCR	2008/09-3	Wet	2/7/2009	3/2/2009	PCB	PCB 066	n/a	<	0.001	µg/L	EPA 625m	0.001	0.005	CRG	
ME-SCR	2008/09-3	Wet	2/7/2009	3/2/2009	PCB	PCB 070	n/a	<	0.001	µg/L	EPA 625m	0.001	0.005	CRG	
ME-SCR	2008/09-3	Wet	2/7/2009	3/2/2009	PCB	PCB 074	n/a	<	0.001	µg/L	EPA 625m	0.001	0.005	CRG	
ME-SCR	2008/09-3	Wet	2/7/2009	3/2/2009	PCB	PCB 077	n/a	<	0.001	µg/L	EPA 625m	0.001	0.005	CRG	
ME-SCR	2008/09-3	Wet	2/7/2009	3/2/2009	PCB	PCB 081	n/a	<	0.001	µg/L	EPA 625m	0.001	0.005	CRG	
ME-SCR	2008/09-3	Wet	2/7/2009	3/2/2009	PCB	PCB 087	n/a	<	0.001	µg/L	EPA 625m	0.001	0.005	CRG	
ME-SCR	2008/09-3	Wet	2/7/2009	3/2/2009	PCB	PCB 095	n/a	<	0.001	µg/L	EPA 625m	0.001	0.005	CRG	
ME-SCR	2008/09-3	Wet	2/7/2009	3/2/2009	PCB	PCB 097	n/a	<	0.001	µg/L	EPA 625m	0.001	0.005	CRG	
ME-SCR	2008/09-3	Wet	2/7/2009	3/2/2009	PCB	PCB 099	n/a	<	0.001	µg/L	EPA 625m	0.001	0.005	CRG	
ME-SCR	2008/09-3	Wet	2/7/2009	3/2/2009	PCB	PCB 101	n/a	<	0.001	µg/L	EPA 625m	0.001	0.005	CRG	
ME-SCR	2008/09-3	Wet	2/7/2009	3/2/2009	PCB	PCB 105	n/a	<	0.001	µg/L	EPA 625m	0.001	0.005	CRG	
ME-SCR	2008/09-3	Wet	2/7/2009	3/2/2009	PCB	PCB 110	n/a	<	0.001	µg/L	EPA 625m	0.001	0.005	CRG	
ME-SCR	2008/09-3	Wet	2/7/2009	3/2/2009	PCB	PCB 114	n/a	<	0.001	µg/L	EPA 625m	0.001	0.005	CRG	
ME-SCR	2008/09-3	Wet	2/7/2009	3/2/2009	PCB	PCB 118	n/a	<	0.001	µg/L	EPA 625m	0.001	0.005	CRG	
ME-SCR	2008/09-3	Wet	2/7/2009	3/2/2009	PCB	PCB 119	n/a	<	0.001	µg/L	EPA 625m	0.001	0.005	CRG	
ME-SCR	2008/09-3	Wet	2/7/2009	3/2/2009	PCB	PCB 123	n/a	<	0.001	µg/L	EPA 625m	0.001	0.005	CRG	
ME-SCR	2008/09-3	Wet	2/7/2009	3/2/2009	PCB	PCB 126	n/a	<	0.001	µg/L	EPA 625m	0.001	0.005	CRG	
ME-SCR	2008/09-3	Wet	2/7/2009	3/2/2009	PCB	PCB 128	n/a	<	0.001	µg/L	EPA 625m	0.001	0.005	CRG	

Appendix F
2008/09 Laboratory Environmental Analysis Results

Site ID	Event ID	Event Type	Sample Date	Analysis Date	Classification	Constituent	Fraction	Sign	Result	Units	Method	MDL	RL	Analyzing Lab	Program Qualification
ME-SCR	2008/09-3	Wet	2/7/2009	3/2/2009	PCB	PCB 138	n/a	<	0.001	µg/L	EPA 625m	0.001	0.005	CRG	
ME-SCR	2008/09-3	Wet	2/7/2009	3/2/2009	PCB	PCB 141	n/a	<	0.001	µg/L	EPA 625m	0.001	0.005	CRG	
ME-SCR	2008/09-3	Wet	2/7/2009	3/2/2009	PCB	PCB 149	n/a	<	0.001	µg/L	EPA 625m	0.001	0.005	CRG	
ME-SCR	2008/09-3	Wet	2/7/2009	3/2/2009	PCB	PCB 151	n/a	<	0.001	µg/L	EPA 625m	0.001	0.005	CRG	
ME-SCR	2008/09-3	Wet	2/7/2009	3/2/2009	PCB	PCB 153	n/a	<	0.001	µg/L	EPA 625m	0.001	0.005	CRG	
ME-SCR	2008/09-3	Wet	2/7/2009	3/2/2009	PCB	PCB 156	n/a	<	0.001	µg/L	EPA 625m	0.001	0.005	CRG	
ME-SCR	2008/09-3	Wet	2/7/2009	3/2/2009	PCB	PCB 157	n/a	<	0.001	µg/L	EPA 625m	0.001	0.005	CRG	
ME-SCR	2008/09-3	Wet	2/7/2009	3/2/2009	PCB	PCB 158	n/a	<	0.001	µg/L	EPA 625m	0.001	0.005	CRG	
ME-SCR	2008/09-3	Wet	2/7/2009	3/2/2009	PCB	PCB 167	n/a	<	0.001	µg/L	EPA 625m	0.001	0.005	CRG	
ME-SCR	2008/09-3	Wet	2/7/2009	3/2/2009	PCB	PCB 168 + 132	n/a	<	0.001	µg/L	EPA 625m	0.001	0.005	CRG	
ME-SCR	2008/09-3	Wet	2/7/2009	3/2/2009	PCB	PCB 169	n/a	<	0.001	µg/L	EPA 625m	0.001	0.005	CRG	
ME-SCR	2008/09-3	Wet	2/7/2009	3/2/2009	PCB	PCB 170	n/a	<	0.001	µg/L	EPA 625m	0.001	0.005	CRG	
ME-SCR	2008/09-3	Wet	2/7/2009	3/2/2009	PCB	PCB 174	n/a	<	0.001	µg/L	EPA 625m	0.001	0.005	CRG	
ME-SCR	2008/09-3	Wet	2/7/2009	3/2/2009	PCB	PCB 177	n/a	<	0.001	µg/L	EPA 625m	0.001	0.005	CRG	
ME-SCR	2008/09-3	Wet	2/7/2009	3/2/2009	PCB	PCB 180	n/a	<	0.001	µg/L	EPA 625m	0.001	0.005	CRG	
ME-SCR	2008/09-3	Wet	2/7/2009	3/2/2009	PCB	PCB 183	n/a	<	0.001	µg/L	EPA 625m	0.001	0.005	CRG	
ME-SCR	2008/09-3	Wet	2/7/2009	3/2/2009	PCB	PCB 187	n/a	<	0.001	µg/L	EPA 625m	0.001	0.005	CRG	
ME-SCR	2008/09-3	Wet	2/7/2009	3/2/2009	PCB	PCB 189	n/a	<	0.001	µg/L	EPA 625m	0.001	0.005	CRG	
ME-SCR	2008/09-3	Wet	2/7/2009	3/2/2009	PCB	PCB 194	n/a	<	0.001	µg/L	EPA 625m	0.001	0.005	CRG	
ME-SCR	2008/09-3	Wet	2/7/2009	3/2/2009	PCB	PCB 195	n/a	<	0.001	µg/L	EPA 625m	0.001	0.005	CRG	
ME-SCR	2008/09-3	Wet	2/7/2009	3/2/2009	PCB	PCB 200	n/a	<	0.001	µg/L	EPA 625m	0.001	0.005	CRG	
ME-SCR	2008/09-3	Wet	2/7/2009	3/2/2009	PCB	PCB 201	n/a	<	0.001	µg/L	EPA 625m	0.001	0.005	CRG	
ME-SCR	2008/09-3	Wet	2/7/2009	3/2/2009	PCB	PCB 203	n/a	<	0.001	µg/L	EPA 625m	0.001	0.005	CRG	
ME-SCR	2008/09-3	Wet	2/7/2009	3/2/2009	PCB	PCB 206	n/a	<	0.001	µg/L	EPA 625m	0.001	0.005	CRG	
ME-SCR	2008/09-3	Wet	2/7/2009	3/2/2009	PCB	PCB 209	n/a	<	0.001	µg/L	EPA 625m	0.001	0.005	CRG	
ME-SCR	2008/09-3	Wet	2/7/2009	2/13/2009	Pesticide	2,4,5-T	n/a	<	0.5	µg/L	EPA 8151A	0.5	0.5	Calscience	
ME-SCR	2008/09-3	Wet	2/7/2009	2/13/2009	Pesticide	2,4,5-TP (Silvex)	n/a	<	0.5	µg/L	EPA 8151A	0.5	0.5	Calscience	
ME-SCR	2008/09-3	Wet	2/7/2009	2/13/2009	Pesticide	2,4-D	n/a	<	5	µg/L	EPA 8151A	5	5	Calscience	
ME-SCR	2008/09-3	Wet	2/7/2009	2/13/2009	Pesticide	2,4-DB	n/a	<	5	µg/L	EPA 8151A	5	5	Calscience	
ME-SCR	2008/09-3	Wet	2/7/2009	3/2/2009	Pesticide	2,4'-DDD	n/a	<	0.001	µg/L	EPA 625m	0.001	0.005	CRG	
ME-SCR	2008/09-3	Wet	2/7/2009	3/2/2009	Pesticide	2,4'-DDE	n/a	<	0.001	µg/L	EPA 625m	0.001	0.005	CRG	
ME-SCR	2008/09-3	Wet	2/7/2009	3/2/2009	Pesticide	2,4'-DDT	n/a	<	0.001	µg/L	EPA 625m	0.001	0.005	CRG	
ME-SCR	2008/09-3	Wet	2/7/2009	3/2/2009	Pesticide	4,4'-DDD	n/a	<	0.001	µg/L	EPA 625m	0.001	0.005	CRG	
ME-SCR	2008/09-3	Wet	2/7/2009	3/2/2009	Pesticide	4,4'-DDE	n/a	<	0.001	µg/L	EPA 625m	0.001	0.005	CRG	
ME-SCR	2008/09-3	Wet	2/7/2009	3/2/2009	Pesticide	4,4'-DDT	n/a	<	0.001	µg/L	EPA 625m	0.001	0.005	CRG	
ME-SCR	2008/09-3	Wet	2/7/2009	3/2/2009	Pesticide	Aldrin	n/a	<	0.001	µg/L	EPA 625m	0.001	0.005	CRG	
ME-SCR	2008/09-3	Wet	2/7/2009	3/2/2009	Pesticide	BHC-alpha	n/a	<	0.001	µg/L	EPA 625m	0.001	0.005	CRG	
ME-SCR	2008/09-3	Wet	2/7/2009	3/2/2009	Pesticide	BHC-beta	n/a	<	0.001	µg/L	EPA 625m	0.001	0.005	CRG	
ME-SCR	2008/09-3	Wet	2/7/2009	3/2/2009	Pesticide	BHC-delta	n/a	<	0.001	µg/L	EPA 625m	0.001	0.005	CRG	
ME-SCR	2008/09-3	Wet	2/7/2009	3/2/2009	Pesticide	BHC-gamma (Lindane)	n/a	<	0.001	µg/L	EPA 625m	0.001	0.005	CRG	
ME-SCR	2008/09-3	Wet	2/7/2009	3/2/2009	Pesticide	Bolstar	n/a	<	0.002	µg/L	EPA 625m	0.002	0.004	CRG	
ME-SCR	2008/09-3	Wet	2/7/2009	3/2/2009	Pesticide	Chlordane-alpha	n/a	<	0.001	µg/L	EPA 625m	0.001	0.005	CRG	
ME-SCR	2008/09-3	Wet	2/7/2009	3/2/2009	Pesticide	Chlordane-gamma	n/a	<	0.001	µg/L	EPA 625m	0.001	0.005	CRG	
ME-SCR	2008/09-3	Wet	2/7/2009	3/2/2009	Pesticide	Chlorpyrifos	n/a	<	0.001	µg/L	EPA 625m	0.001	0.002	CRG	
ME-SCR	2008/09-3	Wet	2/7/2009	3/2/2009	Pesticide	cis-Nonachlor	n/a	<	0.001	µg/L	EPA 625m	0.001	0.005	CRG	
ME-SCR	2008/09-3	Wet	2/7/2009	2/13/2009	Pesticide	Dalapon	n/a	<	13	µg/L	EPA 8151A	13	13	Calscience	
ME-SCR	2008/09-3	Wet	2/7/2009	3/2/2009	Pesticide	DCPA (Dacthal)	n/a	=	0.0235	µg/L	EPA 625m	0.005	0.01	CRG	UL-FB
ME-SCR	2008/09-3	Wet	2/7/2009	3/2/2009	Pesticide	Demeton (Total)	n/a	<	0.001	µg/L	EPA 625m	0.001	0.002	CRG	
ME-SCR	2008/09-3	Wet	2/7/2009	3/2/2009	Pesticide	Diazinon	n/a	<	0.002	µg/L	EPA 625m	0.002	0.004	CRG	
ME-SCR	2008/09-3	Wet	2/7/2009	2/13/2009	Pesticide	Dicamba	n/a	<	0.5	µg/L	EPA 8151A	0.5	0.5	Calscience	
ME-SCR	2008/09-3	Wet	2/7/2009	2/13/2009	Pesticide	Dichlorprop	n/a	<	5	µg/L	EPA 8151A	5	5	Calscience	
ME-SCR	2008/09-3	Wet	2/7/2009	3/2/2009	Pesticide	Dichlorvos	n/a	<	0.003	µg/L	EPA 625m	0.003	0.006	CRG	
ME-SCR	2008/09-3	Wet	2/7/2009	3/2/2009	Pesticide	Dieldrin	n/a	<	0.001	µg/L	EPA 625m	0.001	0.005	CRG	
ME-SCR	2008/09-3	Wet	2/7/2009	3/2/2009	Pesticide	Dimethoate	n/a	<	0.003	µg/L	EPA 625m	0.003	0.006	CRG	
ME-SCR	2008/09-3	Wet	2/7/2009	2/13/2009	Pesticide	Dinoseb	n/a	<	2.5	µg/L	EPA 8151A	2.5	2.5	Calscience	
ME-SCR	2008/09-3	Wet	2/7/2009	3/2/2009	Pesticide	Disulfoton	n/a	<	0.001	µg/L	EPA 625m	0.001	0.002	CRG	

Appendix F
2008/09 Laboratory Environmental Analysis Results

Site ID	Event ID	Event Type	Sample Date	Analysis Date	Classification	Constituent	Fraction	Sign	Result	Units	Method	MDL	RL	Analyzing Lab	Program Qualification
ME-SCR	2008/09-3	Wet	2/7/2009	3/2/2009	Pesticide	Endosulfan sulfate	n/a	<	0.001	µg/L	EPA 625m	0.001	0.005	CRG	
ME-SCR	2008/09-3	Wet	2/7/2009	3/2/2009	Pesticide	Endosulfan-I	n/a	<	0.001	µg/L	EPA 625m	0.001	0.005	CRG	
ME-SCR	2008/09-3	Wet	2/7/2009	3/2/2009	Pesticide	Endosulfan-II	n/a	<	0.001	µg/L	EPA 625m	0.001	0.005	CRG	
ME-SCR	2008/09-3	Wet	2/7/2009	3/2/2009	Pesticide	Endrin	n/a	<	0.001	µg/L	EPA 625m	0.001	0.005	CRG	LB-LSCR
ME-SCR	2008/09-3	Wet	2/7/2009	3/2/2009	Pesticide	Endrin aldehyde	n/a	<	0.001	µg/L	EPA 625m	0.001	0.005	CRG	
ME-SCR	2008/09-3	Wet	2/7/2009	3/2/2009	Pesticide	Endrin ketone	n/a	<	0.001	µg/L	EPA 625m	0.001	0.005	CRG	
ME-SCR	2008/09-3	Wet	2/7/2009	3/2/2009	Pesticide	Ethoprop	n/a	<	0.001	µg/L	EPA 625m	0.001	0.002	CRG	
ME-SCR	2008/09-3	Wet	2/7/2009	3/2/2009	Pesticide	Fenchlorophos (Ronnel)	n/a	<	0.002	µg/L	EPA 625m	0.002	0.004	CRG	
ME-SCR	2008/09-3	Wet	2/7/2009	3/2/2009	Pesticide	Fensulfothion	n/a	<	0.001	µg/L	EPA 625m	0.001	0.002	CRG	
ME-SCR	2008/09-3	Wet	2/7/2009	3/2/2009	Pesticide	Fenthion	n/a	<	0.002	µg/L	EPA 625m	0.002	0.004	CRG	
ME-SCR	2008/09-3	Wet	2/7/2009	2/14/2009	Pesticide	Glyphosate	n/a	<	1.8	µg/L	EPA 547	1.8	5	WL	
ME-SCR	2008/09-3	Wet	2/7/2009	3/2/2009	Pesticide	Heptachlor	n/a	<	0.001	µg/L	EPA 625m	0.001	0.005	CRG	
ME-SCR	2008/09-3	Wet	2/7/2009	3/2/2009	Pesticide	Heptachlor epoxide	n/a	<	0.001	µg/L	EPA 625m	0.001	0.005	CRG	
ME-SCR	2008/09-3	Wet	2/7/2009	3/2/2009	Pesticide	Malathion	n/a	<	0.003	µg/L	EPA 625m	0.003	0.006	CRG	
ME-SCR	2008/09-3	Wet	2/7/2009	2/13/2009	Pesticide	MCPA	n/a	<	500	µg/L	EPA 8151A	500	500	Calscience	
ME-SCR	2008/09-3	Wet	2/7/2009	2/13/2009	Pesticide	MCPA	n/a	<	500	µg/L	EPA 8151A	500	500	Calscience	
ME-SCR	2008/09-3	Wet	2/7/2009	3/2/2009	Pesticide	Merphos	n/a	<	0.001	µg/L	EPA 625m	0.001	0.002	CRG	
ME-SCR	2008/09-3	Wet	2/7/2009	3/2/2009	Pesticide	Methamidophos	n/a	<	0.05	µg/L	EPA 625m	0.05	0.1	CRG	
ME-SCR	2008/09-3	Wet	2/7/2009	3/2/2009	Pesticide	Methoxychlor	n/a	<	0.001	µg/L	EPA 625m	0.001	0.005	CRG	
ME-SCR	2008/09-3	Wet	2/7/2009	3/2/2009	Pesticide	Methyl parathion	n/a	<	0.001	µg/L	EPA 625m	0.001	0.002	CRG	
ME-SCR	2008/09-3	Wet	2/7/2009	3/2/2009	Pesticide	Mevinphos	n/a	<	0.008	µg/L	EPA 625m	0.008	0.016	CRG	
ME-SCR	2008/09-3	Wet	2/7/2009	3/2/2009	Pesticide	Mirex	n/a	<	0.001	µg/L	EPA 625m	0.001	0.005	CRG	
ME-SCR	2008/09-3	Wet	2/7/2009	3/2/2009	Pesticide	Oxychlorodane	n/a	<	0.001	µg/L	EPA 625m	0.001	0.005	CRG	
ME-SCR	2008/09-3	Wet	2/7/2009	3/2/2009	Pesticide	Phorate	n/a	<	0.006	µg/L	EPA 625m	0.006	0.012	CRG	
ME-SCR	2008/09-3	Wet	2/7/2009	3/2/2009	Pesticide	Tetrachlorovinphos (Stirofos)	n/a	<	0.002	µg/L	EPA 625m	0.002	0.004	CRG	
ME-SCR	2008/09-3	Wet	2/7/2009	3/2/2009	Pesticide	Tokuthion	n/a	<	0.003	µg/L	EPA 625m	0.003	0.006	CRG	
ME-SCR	2008/09-3	Wet	2/7/2009	3/2/2009	Pesticide	Toxaphene	n/a	<	0.01	µg/L	EPA 625m	0.01	0.05	CRG	
ME-SCR	2008/09-3	Wet	2/7/2009	3/2/2009	Pesticide	trans-Nonachlor	n/a	<	0.001	µg/L	EPA 625m	0.001	0.005	CRG	
ME-SCR	2008/09-3	Wet	2/7/2009	3/2/2009	Pesticide	Trichloronate	n/a	<	0.001	µg/L	EPA 625m	0.001	0.002	CRG	
ME-VR2	2008/09-1	Wet	11/26/2008	12/9/2008	Anion	Bromide	n/a	=	0.138	mg/L	EPA 300.0	0.001	0.005	CRG	
ME-VR2	2008/09-1	Wet	11/26/2008	12/8/2008	Anion	Chloride	n/a	=	45.13	mg/L	EPA 300.0	0.01	0.05	CRG	
ME-VR2	2008/09-1	Wet	11/26/2008	12/3/2008	Anion	Perchlorate	n/a	<	0.36	µg/L	EPA 314.0	0.36	2	Calscience	
ME-VR2	2008/09-1	Wet	11/26/2008	11/27/2008	Bacteriological	E. Coli	n/a	=	11199	MPN/100 mL	MMO-MUG	10	10	VCHCA	
ME-VR2	2008/09-1	Wet	11/26/2008	11/27/2008	Bacteriological	Enterococcus	n/a	=	4780	MPN/100 mL	Enterolert	100	100	VCHCA	
ME-VR2	2008/09-1	Wet	11/26/2008	11/29/2008	Bacteriological	Fecal Coliform	n/a	=	9000	MPN/100 mL	SM 9221 E	2	2	VCHCA	
ME-VR2	2008/09-1	Wet	11/26/2008	11/27/2008	Bacteriological	Total Coliform	n/a	=	195600	MPN/100 mL	MMO-MUG	1000	1000	VCHCA	
ME-VR2	2008/09-1	Wet	11/26/2008	11/26/2008	Conventional	BOD	n/a	=	3.5	mg/L	SM 5210 B	2	2	CRG	
ME-VR2	2008/09-1	Wet	11/26/2008	11/26/2008	Conventional	Conductivity	n/a	=	774	µmhos/cm	SM 2510	1	1	CRG	
ME-VR2	2008/09-1	Wet	11/26/2008	12/14/2008	Conventional	Hardness as CaCO3	Total	=	296.2	mg/L	SM 2340 B	1	5	CRG	
ME-VR2	2008/09-1	Wet	11/26/2008	11/26/2008	Conventional	pH	n/a	=	7.5	pH Units	SM 4500H+	0.1	0.1	CRG	
ME-VR2	2008/09-1	Wet	11/26/2008	12/1/2008	Conventional	Total Dissolved Solids	n/a	=	610	mg/L	SM 2540 C	0.1	5	CRG	
ME-VR2	2008/09-1	Wet	11/26/2008	12/18/2008	Conventional	Total Organic Carbon	n/a	=	4.1	mg/L	SM 5310 B	0.1	0.2	CRG	
ME-VR2	2008/09-1	Wet	11/26/2008	12/1/2008	Conventional	Total Suspended Solids	n/a	=	5.5	mg/L	SM 2540 D	0.5	5	CRG	
ME-VR2	2008/09-1	Wet	11/26/2008	11/26/2008	Conventional	Turbidity	n/a	=	6.2	NTU	EPA 180.1	1	2	CRG	
ME-VR2	2008/09-1	Wet	11/26/2008	12/10/2008	Hydrocarbon	Oil and Grease	n/a	<	1	mg/L	EPA 1664A	1	5	CRG	
ME-VR2	2008/09-1	Wet	11/26/2008	12/10/2008	Hydrocarbon	TRPH	n/a	<	1	mg/L	EPA 1664	1	5	CRG	
ME-VR2	2008/09-1	Wet	11/26/2008	12/14/2008	Metal	Aluminum	Dissolved	<	5	µg/L	EPA 200.8m	5	10	CRG	
ME-VR2	2008/09-1	Wet	11/26/2008	12/14/2008	Metal	Aluminum	Total	=	75	µg/L	EPA 200.8m	5	10	CRG	
ME-VR2	2008/09-1	Wet	11/26/2008	12/14/2008	Metal	Arsenic	Dissolved	=	1.2	µg/L	EPA 200.8m	0.2	0.5	CRG	
ME-VR2	2008/09-1	Wet	11/26/2008	12/14/2008	Metal	Arsenic	Total	=	0.6	µg/L	EPA 200.8m	0.2	0.5	CRG	
ME-VR2	2008/09-1	Wet	11/26/2008	12/14/2008	Metal	Cadmium	Dissolved	<	0.2	µg/L	EPA 200.8m	0.2	0.4	CRG	
ME-VR2	2008/09-1	Wet	11/26/2008	12/14/2008	Metal	Cadmium	Total	<	0.2	µg/L	EPA 200.8m	0.2	0.4	CRG	
ME-VR2	2008/09-1	Wet	11/26/2008	12/14/2008	Metal	Chromium	Dissolved	<	0.1	µg/L	EPA 200.8m	0.1	0.5	CRG	
ME-VR2	2008/09-1	Wet	11/26/2008	12/14/2008	Metal	Chromium	Total	DNQ	0.2	µg/L	EPA 200.8m	0.1	0.5	CRG	
ME-VR2	2008/09-1	Wet	11/26/2008	12/11/2008	Metal	Chromium VI	Total	<	5	µg/L	SM 3500-Cr D	5	10	CRG	
ME-VR2	2008/09-1	Wet	11/26/2008	12/14/2008	Metal	Copper	Dissolved	DNQ	0.5	µg/L	EPA 200.8m	0.4	0.8	CRG	

Appendix F
2008/09 Laboratory Environmental Analysis Results

Site ID	Event ID	Event Type	Sample Date	Analysis Date	Classification	Constituent	Fraction	Sign	Result	Units	Method	MDL	RL	Analyzing Lab	Program Qualification
ME-VR2	2008/09-1	Wet	11/26/2008	12/14/2008	Metal	Copper	Total	=	1.1	µg/L	EPA 200.8m	0.4	0.8	CRG	
ME-VR2	2008/09-1	Wet	11/26/2008	12/14/2008	Metal	Lead	Dissolved	<	0.05	µg/L	EPA 200.8m	0.05	0.1	CRG	
ME-VR2	2008/09-1	Wet	11/26/2008	12/14/2008	Metal	Lead	Total	=	0.12	µg/L	EPA 200.8m	0.05	0.1	CRG	
ME-VR2	2008/09-1	Wet	11/26/2008	12/11/2008	Metal	Mercury	Dissolved	=	3.7	ng/L	EPA 1631Em	0.5	1	CRG	EST-LD
ME-VR2	2008/09-1	Wet	11/26/2008	12/11/2008	Metal	Mercury	Total	=	7.8	ng/L	EPA 1631Em	0.5	1	CRG	EST-LD
ME-VR2	2008/09-1	Wet	11/26/2008	12/14/2008	Metal	Nickel	Dissolved	=	1.5	µg/L	EPA 200.8m	0.2	0.5	CRG	
ME-VR2	2008/09-1	Wet	11/26/2008	12/14/2008	Metal	Nickel	Total	=	1.9	µg/L	EPA 200.8m	0.2	0.5	CRG	
ME-VR2	2008/09-1	Wet	11/26/2008	12/14/2008	Metal	Selenium	Dissolved	=	1	µg/L	EPA 200.8m	0.2	0.5	CRG	
ME-VR2	2008/09-1	Wet	11/26/2008	12/14/2008	Metal	Selenium	Total	=	1	µg/L	EPA 200.8m	0.2	0.5	CRG	
ME-VR2	2008/09-1	Wet	11/26/2008	12/14/2008	Metal	Silver	Dissolved	<	0.5	µg/L	EPA 200.8m	0.5	1	CRG	
ME-VR2	2008/09-1	Wet	11/26/2008	12/14/2008	Metal	Silver	Total	<	0.5	µg/L	EPA 200.8m	0.5	1	CRG	
ME-VR2	2008/09-1	Wet	11/26/2008	12/14/2008	Metal	Thallium	Dissolved	<	0.1	µg/L	EPA 200.8m	0.1	0.5	CRG	
ME-VR2	2008/09-1	Wet	11/26/2008	12/14/2008	Metal	Thallium	Total	<	0.1	µg/L	EPA 200.8m	0.1	0.5	CRG	
ME-VR2	2008/09-1	Wet	11/26/2008	12/14/2008	Metal	Zinc	Dissolved	=	2.8	µg/L	EPA 200.8m	0.1	0.5	CRG	
ME-VR2	2008/09-1	Wet	11/26/2008	12/14/2008	Metal	Zinc	Total	=	3.7	µg/L	EPA 200.8m	0.1	0.5	CRG	
ME-VR2	2008/09-1	Wet	11/26/2008	12/9/2008	Nutrient	Ammonia as N	n/a	=	0.08	mg/L	SM 4500-NH3 F	0.03	0.03	CRG	
ME-VR2	2008/09-1	Wet	11/26/2008	11/27/2008	Nutrient	Nitrate as N	n/a	=	0.18	mg/L	EPA 300.0	0.01	0.05	CRG	
ME-VR2	2008/09-1	Wet	11/26/2008	11/27/2008	Nutrient	Nitrite as N	n/a	DNQ	0.03	mg/L	EPA 300.0	0.01	0.05	CRG	
ME-VR2	2008/09-1	Wet	11/26/2008	11/27/2008	Nutrient	Orthophosphate as P (Diss)	n/a	=	0.0439	mg/L	EPA 300.0	0.0075	0.01	CRG	
ME-VR2	2008/09-1	Wet	11/26/2008	12/22/2008	Nutrient	TKN	n/a	<	0.05	mg/L	EPA 351.1	0.05	0.05	TA	
ME-VR2	2008/09-1	Wet	11/26/2008	11/26/2008	Nutrient	Total Phosphorus	Dissolved	=	0.06	mg/L	SM 4500-P E	0.016	0.05	CRG	
ME-VR2	2008/09-1	Wet	11/26/2008	12/1/2008	Nutrient	Total Phosphorus	Total	=	0.094	mg/L	SM 4500-P E	0.016	0.05	CRG	
ME-VR2	2008/09-1	Wet	11/26/2008	12/16/2008	Organic	1,2,4-Trichlorobenzene	n/a	<	0.01	µg/L	EPA 625m	0.01	0.05	CRG	
ME-VR2	2008/09-1	Wet	11/26/2008	12/16/2008	Organic	1,2-Dichlorobenzene	n/a	<	0.01	µg/L	EPA 625m	0.01	0.05	CRG	
ME-VR2	2008/09-1	Wet	11/26/2008	12/16/2008	Organic	1,3-Dichlorobenzene	n/a	<	0.01	µg/L	EPA 625m	0.01	0.05	CRG	
ME-VR2	2008/09-1	Wet	11/26/2008	12/16/2008	Organic	1,4-Dichlorobenzene	n/a	<	0.01	µg/L	EPA 625m	0.01	0.05	CRG	
ME-VR2	2008/09-1	Wet	11/26/2008	12/16/2008	Organic	1-Methylnaphthalene	n/a	DNQ	0.0036	µg/L	EPA 625m	0.001	0.005	CRG	
ME-VR2	2008/09-1	Wet	11/26/2008	12/16/2008	Organic	1-Methylphenanthrene	n/a	<	0.001	µg/L	EPA 625m	0.001	0.005	CRG	
ME-VR2	2008/09-1	Wet	11/26/2008	12/16/2008	Organic	2,3,5-Trimethylnaphthalene	n/a	<	0.001	µg/L	EPA 625m	0.001	0.005	CRG	
ME-VR2	2008/09-1	Wet	11/26/2008	12/16/2008	Organic	2,4,6-Trichlorophenol	n/a	<	0.05	µg/L	EPA 625m	0.05	0.1	CRG	
ME-VR2	2008/09-1	Wet	11/26/2008	12/16/2008	Organic	2,4-Dichlorophenol	n/a	<	0.05	µg/L	EPA 625m	0.05	0.1	CRG	
ME-VR2	2008/09-1	Wet	11/26/2008	12/16/2008	Organic	2,4-Dimethylphenol	n/a	<	0.1	µg/L	EPA 625m	0.1	0.2	CRG	
ME-VR2	2008/09-1	Wet	11/26/2008	12/16/2008	Organic	2,4-Dinitrophenol	n/a	<	0.1	µg/L	EPA 625m	0.1	0.2	CRG	
ME-VR2	2008/09-1	Wet	11/26/2008	12/16/2008	Organic	2,4-Dinitrotoluene	n/a	<	0.05	µg/L	EPA 625m	0.05	0.1	CRG	
ME-VR2	2008/09-1	Wet	11/26/2008	12/16/2008	Organic	2,6-Dimethylnaphthalene	n/a	DNQ	0.0021	µg/L	EPA 625m	0.001	0.005	CRG	
ME-VR2	2008/09-1	Wet	11/26/2008	12/16/2008	Organic	2,6-Dinitrotoluene	n/a	<	0.05	µg/L	EPA 625m	0.05	0.1	CRG	
ME-VR2	2008/09-1	Wet	11/26/2008	12/16/2008	Organic	2-Chloronaphthalene	n/a	<	0.05	µg/L	EPA 625m	0.05	0.1	CRG	
ME-VR2	2008/09-1	Wet	11/26/2008	12/16/2008	Organic	2-Chlorophenol	n/a	<	0.05	µg/L	EPA 625m	0.05	0.1	CRG	
ME-VR2	2008/09-1	Wet	11/26/2008	12/16/2008	Organic	2-Methyl-4,6-dinitrophenol	n/a	<	0.1	µg/L	EPA 625m	0.1	0.2	CRG	
ME-VR2	2008/09-1	Wet	11/26/2008	12/16/2008	Organic	2-Methylnaphthalene	n/a	DNQ	0.0044	µg/L	EPA 625m	0.001	0.005	CRG	
ME-VR2	2008/09-1	Wet	11/26/2008	12/16/2008	Organic	2-Nitrophenol	n/a	<	0.1	µg/L	EPA 625m	0.1	0.2	CRG	
ME-VR2	2008/09-1	Wet	11/26/2008	12/16/2008	Organic	3,3'-Dichlorobenzidine	n/a	<	0.05	µg/L	EPA 625m	0.05	0.1	CRG	
ME-VR2	2008/09-1	Wet	11/26/2008	12/16/2008	Organic	4-Bromophenyl phenyl ether	n/a	<	0.05	µg/L	EPA 625m	0.05	0.1	CRG	
ME-VR2	2008/09-1	Wet	11/26/2008	12/16/2008	Organic	4-Chloro-3-methylphenol	n/a	<	0.1	µg/L	EPA 625m	0.1	0.2	CRG	
ME-VR2	2008/09-1	Wet	11/26/2008	12/16/2008	Organic	4-Chlorophenyl phenyl ether	n/a	<	0.05	µg/L	EPA 625m	0.05	0.1	CRG	
ME-VR2	2008/09-1	Wet	11/26/2008	12/16/2008	Organic	4-Nitrophenol	n/a	<	0.1	µg/L	EPA 625m	0.1	0.2	CRG	
ME-VR2	2008/09-1	Wet	11/26/2008	12/16/2008	Organic	Acenaphthene	n/a	DNQ	0.0033	µg/L	EPA 625m	0.001	0.005	CRG	
ME-VR2	2008/09-1	Wet	11/26/2008	12/16/2008	Organic	Acenaphthylene	n/a	<	0.001	µg/L	EPA 625m	0.001	0.005	CRG	
ME-VR2	2008/09-1	Wet	11/26/2008	12/16/2008	Organic	Anthracene	n/a	<	0.001	µg/L	EPA 625m	0.001	0.005	CRG	
ME-VR2	2008/09-1	Wet	11/26/2008	12/16/2008	Organic	Azobenzene	n/a	<	0.05	µg/L	EPA 625m	0.05	0.1	CRG	
ME-VR2	2008/09-1	Wet	11/26/2008	12/16/2008	Organic	Benzidine	n/a	<	0.05	µg/L	EPA 625m	0.05	0.1	CRG	
ME-VR2	2008/09-1	Wet	11/26/2008	12/16/2008	Organic	Benzo(a)anthracene	n/a	<	0.001	µg/L	EPA 625m	0.001	0.005	CRG	
ME-VR2	2008/09-1	Wet	11/26/2008	12/16/2008	Organic	Benzo(a)pyrene	n/a	<	0.001	µg/L	EPA 625m	0.001	0.005	CRG	
ME-VR2	2008/09-1	Wet	11/26/2008	12/16/2008	Organic	Benzo(b)fluoranthene	n/a	<	0.001	µg/L	EPA 625m	0.001	0.005	CRG	
ME-VR2	2008/09-1	Wet	11/26/2008	12/16/2008	Organic	Benzo(e)pyrene	n/a	<	0.001	µg/L	EPA 625m	0.001	0.005	CRG	
ME-VR2	2008/09-1	Wet	11/26/2008	12/16/2008	Organic	Benzo(g,h,i)perylene	n/a	<	0.001	µg/L	EPA 625m	0.001	0.005	CRG	

Appendix F
2008/09 Laboratory Environmental Analysis Results

Site ID	Event ID	Event Type	Sample Date	Analysis Date	Classification	Constituent	Fraction	Sign	Result	Units	Method	MDL	RL	Analyzing Lab	Program Qualification
ME-VR2	2008/09-1	Wet	11/26/2008	12/16/2008	Organic	Benzo(k)fluoranthene	n/a	<	0.001	µg/L	EPA 625m	0.001	0.005	CRG	
ME-VR2	2008/09-1	Wet	11/26/2008	12/16/2008	Organic	Biphenyl	n/a	DNQ	0.0017	µg/L	EPA 625m	0.001	0.005	CRG	
ME-VR2	2008/09-1	Wet	11/26/2008	12/16/2008	Organic	Bis(2-chloroethoxy)methane	n/a	<	0.05	µg/L	EPA 625m	0.05	0.1	CRG	
ME-VR2	2008/09-1	Wet	11/26/2008	12/16/2008	Organic	Bis(2-chloroethyl)ether	n/a	<	0.05	µg/L	EPA 625m	0.05	0.1	CRG	
ME-VR2	2008/09-1	Wet	11/26/2008	12/16/2008	Organic	Bis(2-chloroisopropyl)ether	n/a	<	0.05	µg/L	EPA 625m	0.05	0.1	CRG	
ME-VR2	2008/09-1	Wet	11/26/2008	12/16/2008	Organic	Bis(2-ethylhexyl)phthalate	n/a	=	2.152	µg/L	EPA 625m	0.1	0.125	CRG	
ME-VR2	2008/09-1	Wet	11/26/2008	12/16/2008	Organic	Butyl benzyl phthalate	n/a	=	0.235	µg/L	EPA 625m	0.025	0.05	CRG	
ME-VR2	2008/09-1	Wet	11/26/2008	12/16/2008	Organic	Chrysene	n/a	<	0.001	µg/L	EPA 625m	0.001	0.005	CRG	
ME-VR2	2008/09-1	Wet	11/26/2008	12/16/2008	Organic	Dibenz(a,h)anthracene	n/a	<	0.001	µg/L	EPA 625m	0.001	0.005	CRG	
ME-VR2	2008/09-1	Wet	11/26/2008	12/16/2008	Organic	Dibenzothiophene	n/a	<	0.001	µg/L	EPA 625m	0.001	0.005	CRG	
ME-VR2	2008/09-1	Wet	11/26/2008	12/16/2008	Organic	Diethyl phthalate	n/a	=	0.533	µg/L	EPA 625m	0.1	0.125	CRG	
ME-VR2	2008/09-1	Wet	11/26/2008	12/16/2008	Organic	Dimethyl phthalate	n/a	<	0.05	µg/L	EPA 625m	0.05	0.075	CRG	
ME-VR2	2008/09-1	Wet	11/26/2008	12/16/2008	Organic	Di-n-butylphthalate	n/a	=	0.16	µg/L	EPA 625m	0.075	0.1	CRG	
ME-VR2	2008/09-1	Wet	11/26/2008	12/16/2008	Organic	Di-n-octylphthalate	n/a	<	0.01	µg/L	EPA 625m	0.01	0.02	CRG	
ME-VR2	2008/09-1	Wet	11/26/2008	12/16/2008	Organic	Fluoranthene	n/a	<	0.001	µg/L	EPA 625m	0.001	0.005	CRG	
ME-VR2	2008/09-1	Wet	11/26/2008	12/16/2008	Organic	Fluorene	n/a	<	0.001	µg/L	EPA 625m	0.001	0.005	CRG	
ME-VR2	2008/09-1	Wet	11/26/2008	12/16/2008	Organic	Hexachlorobenzene	n/a	<	0.001	µg/L	EPA 625m	0.001	0.005	CRG	
ME-VR2	2008/09-1	Wet	11/26/2008	12/16/2008	Organic	Hexachlorobutadiene	n/a	<	0.05	µg/L	EPA 625m	0.05	0.1	CRG	
ME-VR2	2008/09-1	Wet	11/26/2008	12/16/2008	Organic	Hexachlorocyclopentadiene	n/a	<	0.05	µg/L	EPA 625m	0.05	0.1	CRG	
ME-VR2	2008/09-1	Wet	11/26/2008	12/16/2008	Organic	Hexachloroethane	n/a	<	0.05	µg/L	EPA 625m	0.05	0.1	CRG	
ME-VR2	2008/09-1	Wet	11/26/2008	12/16/2008	Organic	Indeno(1,2,3-cd)pyrene	n/a	<	0.001	µg/L	EPA 625m	0.001	0.005	CRG	
ME-VR2	2008/09-1	Wet	11/26/2008	12/16/2008	Organic	Isophorone	n/a	<	0.05	µg/L	EPA 625m	0.05	0.1	CRG	
ME-VR2	2008/09-1	Wet	11/26/2008	12/16/2008	Organic	Naphthalene	n/a	=	0.0066	µg/L	EPA 625m	0.001	0.005	CRG	
ME-VR2	2008/09-1	Wet	11/26/2008	12/16/2008	Organic	Nitrobenzene	n/a	<	0.05	µg/L	EPA 625m	0.05	0.1	CRG	
ME-VR2	2008/09-1	Wet	11/26/2008	12/16/2008	Organic	N-Nitrosodimethylamine	n/a	<	0.05	µg/L	EPA 625m	0.05	0.1	CRG	
ME-VR2	2008/09-1	Wet	11/26/2008	12/16/2008	Organic	N-Nitrosodi-N-propylamine	n/a	<	0.05	µg/L	EPA 625m	0.05	0.1	CRG	
ME-VR2	2008/09-1	Wet	11/26/2008	12/16/2008	Organic	N-Nitrosodiphenylamine	n/a	<	0.05	µg/L	EPA 625m	0.05	0.1	CRG	
ME-VR2	2008/09-1	Wet	11/26/2008	12/16/2008	Organic	Pentachlorophenol	n/a	<	0.05	µg/L	EPA 625m	0.05	0.1	CRG	
ME-VR2	2008/09-1	Wet	11/26/2008	12/16/2008	Organic	Perylene	n/a	<	0.001	µg/L	EPA 625m	0.001	0.005	CRG	
ME-VR2	2008/09-1	Wet	11/26/2008	12/16/2008	Organic	Phenanthrene	n/a	DNQ	0.0018	µg/L	EPA 625m	0.001	0.005	CRG	
ME-VR2	2008/09-1	Wet	11/26/2008	12/16/2008	Organic	Phenol	n/a	=	0.504	µg/L	EPA 625m	0.1	0.2	CRG	
ME-VR2	2008/09-1	Wet	11/26/2008	12/16/2008	Organic	Pyrene	n/a	DNQ	0.0022	µg/L	EPA 625m	0.001	0.005	CRG	
ME-VR2	2008/09-1	Wet	11/26/2008	12/16/2008	PCB	Aroclor 1016	n/a	<	0.01	µg/L	EPA 625m	0.01	0.02	CRG	
ME-VR2	2008/09-1	Wet	11/26/2008	12/16/2008	PCB	Aroclor 1221	n/a	<	0.01	µg/L	EPA 625m	0.01	0.02	CRG	
ME-VR2	2008/09-1	Wet	11/26/2008	12/16/2008	PCB	Aroclor 1232	n/a	<	0.01	µg/L	EPA 625m	0.01	0.02	CRG	
ME-VR2	2008/09-1	Wet	11/26/2008	12/16/2008	PCB	Aroclor 1242	n/a	<	0.01	µg/L	EPA 625m	0.01	0.02	CRG	
ME-VR2	2008/09-1	Wet	11/26/2008	12/16/2008	PCB	Aroclor 1248	n/a	<	0.01	µg/L	EPA 625m	0.01	0.02	CRG	
ME-VR2	2008/09-1	Wet	11/26/2008	12/16/2008	PCB	Aroclor 1254	n/a	<	0.01	µg/L	EPA 625m	0.01	0.02	CRG	
ME-VR2	2008/09-1	Wet	11/26/2008	12/16/2008	PCB	Aroclor 1260	n/a	<	0.01	µg/L	EPA 625m	0.01	0.02	CRG	
ME-VR2	2008/09-1	Wet	11/26/2008	12/16/2008	PCB	PCB 003	n/a	<	0.001	µg/L	EPA 625m	0.001	0.005	CRG	
ME-VR2	2008/09-1	Wet	11/26/2008	12/16/2008	PCB	PCB 008	n/a	<	0.001	µg/L	EPA 625m	0.001	0.005	CRG	
ME-VR2	2008/09-1	Wet	11/26/2008	12/16/2008	PCB	PCB 018	n/a	<	0.001	µg/L	EPA 625m	0.001	0.005	CRG	
ME-VR2	2008/09-1	Wet	11/26/2008	12/16/2008	PCB	PCB 028	n/a	<	0.001	µg/L	EPA 625m	0.001	0.005	CRG	
ME-VR2	2008/09-1	Wet	11/26/2008	12/16/2008	PCB	PCB 031	n/a	<	0.001	µg/L	EPA 625m	0.001	0.005	CRG	
ME-VR2	2008/09-1	Wet	11/26/2008	12/16/2008	PCB	PCB 033	n/a	<	0.001	µg/L	EPA 625m	0.001	0.005	CRG	
ME-VR2	2008/09-1	Wet	11/26/2008	12/16/2008	PCB	PCB 037	n/a	<	0.001	µg/L	EPA 625m	0.001	0.005	CRG	
ME-VR2	2008/09-1	Wet	11/26/2008	12/16/2008	PCB	PCB 044	n/a	<	0.001	µg/L	EPA 625m	0.001	0.005	CRG	
ME-VR2	2008/09-1	Wet	11/26/2008	12/16/2008	PCB	PCB 049	n/a	<	0.001	µg/L	EPA 625m	0.001	0.005	CRG	
ME-VR2	2008/09-1	Wet	11/26/2008	12/16/2008	PCB	PCB 052	n/a	<	0.001	µg/L	EPA 625m	0.001	0.005	CRG	
ME-VR2	2008/09-1	Wet	11/26/2008	12/16/2008	PCB	PCB 056 + 060	n/a	<	0.001	µg/L	EPA 625m	0.001	0.005	CRG	
ME-VR2	2008/09-1	Wet	11/26/2008	12/16/2008	PCB	PCB 066	n/a	<	0.001	µg/L	EPA 625m	0.001	0.005	CRG	
ME-VR2	2008/09-1	Wet	11/26/2008	12/16/2008	PCB	PCB 070	n/a	<	0.001	µg/L	EPA 625m	0.001	0.005	CRG	
ME-VR2	2008/09-1	Wet	11/26/2008	12/16/2008	PCB	PCB 074	n/a	<	0.001	µg/L	EPA 625m	0.001	0.005	CRG	
ME-VR2	2008/09-1	Wet	11/26/2008	12/16/2008	PCB	PCB 077	n/a	<	0.001	µg/L	EPA 625m	0.001	0.005	CRG	
ME-VR2	2008/09-1	Wet	11/26/2008	12/16/2008	PCB	PCB 081	n/a	<	0.001	µg/L	EPA 625m	0.001	0.005	CRG	
ME-VR2	2008/09-1	Wet	11/26/2008	12/16/2008	PCB	PCB 087	n/a	<	0.001	µg/L	EPA 625m	0.001	0.005	CRG	

Appendix F
2008/09 Laboratory Environmental Analysis Results

Site ID	Event ID	Event Type	Sample Date	Analysis Date	Classification	Constituent	Fraction	Sign	Result	Units	Method	MDL	RL	Analyzing Lab	Program Qualification
ME-VR2	2008/09-1	Wet	11/26/2008	12/16/2008	PCB	PCB 095	n/a	<	0.001	µg/L	EPA 625m	0.001	0.005	CRG	
ME-VR2	2008/09-1	Wet	11/26/2008	12/16/2008	PCB	PCB 097	n/a	<	0.001	µg/L	EPA 625m	0.001	0.005	CRG	
ME-VR2	2008/09-1	Wet	11/26/2008	12/16/2008	PCB	PCB 099	n/a	<	0.001	µg/L	EPA 625m	0.001	0.005	CRG	
ME-VR2	2008/09-1	Wet	11/26/2008	12/16/2008	PCB	PCB 101	n/a	<	0.001	µg/L	EPA 625m	0.001	0.005	CRG	
ME-VR2	2008/09-1	Wet	11/26/2008	12/16/2008	PCB	PCB 105	n/a	<	0.001	µg/L	EPA 625m	0.001	0.005	CRG	
ME-VR2	2008/09-1	Wet	11/26/2008	12/16/2008	PCB	PCB 110	n/a	<	0.001	µg/L	EPA 625m	0.001	0.005	CRG	
ME-VR2	2008/09-1	Wet	11/26/2008	12/16/2008	PCB	PCB 114	n/a	<	0.001	µg/L	EPA 625m	0.001	0.005	CRG	
ME-VR2	2008/09-1	Wet	11/26/2008	12/16/2008	PCB	PCB 118	n/a	<	0.001	µg/L	EPA 625m	0.001	0.005	CRG	
ME-VR2	2008/09-1	Wet	11/26/2008	12/16/2008	PCB	PCB 119	n/a	<	0.001	µg/L	EPA 625m	0.001	0.005	CRG	
ME-VR2	2008/09-1	Wet	11/26/2008	12/16/2008	PCB	PCB 123	n/a	<	0.001	µg/L	EPA 625m	0.001	0.005	CRG	
ME-VR2	2008/09-1	Wet	11/26/2008	12/16/2008	PCB	PCB 126	n/a	<	0.001	µg/L	EPA 625m	0.001	0.005	CRG	
ME-VR2	2008/09-1	Wet	11/26/2008	12/16/2008	PCB	PCB 128	n/a	<	0.001	µg/L	EPA 625m	0.001	0.005	CRG	
ME-VR2	2008/09-1	Wet	11/26/2008	12/16/2008	PCB	PCB 138	n/a	<	0.001	µg/L	EPA 625m	0.001	0.005	CRG	
ME-VR2	2008/09-1	Wet	11/26/2008	12/16/2008	PCB	PCB 141	n/a	<	0.001	µg/L	EPA 625m	0.001	0.005	CRG	
ME-VR2	2008/09-1	Wet	11/26/2008	12/16/2008	PCB	PCB 149	n/a	<	0.001	µg/L	EPA 625m	0.001	0.005	CRG	
ME-VR2	2008/09-1	Wet	11/26/2008	12/16/2008	PCB	PCB 151	n/a	<	0.001	µg/L	EPA 625m	0.001	0.005	CRG	
ME-VR2	2008/09-1	Wet	11/26/2008	12/16/2008	PCB	PCB 153	n/a	<	0.001	µg/L	EPA 625m	0.001	0.005	CRG	
ME-VR2	2008/09-1	Wet	11/26/2008	12/16/2008	PCB	PCB 156	n/a	<	0.001	µg/L	EPA 625m	0.001	0.005	CRG	
ME-VR2	2008/09-1	Wet	11/26/2008	12/16/2008	PCB	PCB 157	n/a	<	0.001	µg/L	EPA 625m	0.001	0.005	CRG	
ME-VR2	2008/09-1	Wet	11/26/2008	12/16/2008	PCB	PCB 158	n/a	<	0.001	µg/L	EPA 625m	0.001	0.005	CRG	
ME-VR2	2008/09-1	Wet	11/26/2008	12/16/2008	PCB	PCB 167	n/a	<	0.001	µg/L	EPA 625m	0.001	0.005	CRG	
ME-VR2	2008/09-1	Wet	11/26/2008	12/16/2008	PCB	PCB 168 + 132	n/a	<	0.001	µg/L	EPA 625m	0.001	0.005	CRG	
ME-VR2	2008/09-1	Wet	11/26/2008	12/16/2008	PCB	PCB 169	n/a	<	0.001	µg/L	EPA 625m	0.001	0.005	CRG	
ME-VR2	2008/09-1	Wet	11/26/2008	12/16/2008	PCB	PCB 170	n/a	<	0.001	µg/L	EPA 625m	0.001	0.005	CRG	
ME-VR2	2008/09-1	Wet	11/26/2008	12/16/2008	PCB	PCB 174	n/a	<	0.001	µg/L	EPA 625m	0.001	0.005	CRG	
ME-VR2	2008/09-1	Wet	11/26/2008	12/16/2008	PCB	PCB 177	n/a	<	0.001	µg/L	EPA 625m	0.001	0.005	CRG	
ME-VR2	2008/09-1	Wet	11/26/2008	12/16/2008	PCB	PCB 180	n/a	<	0.001	µg/L	EPA 625m	0.001	0.005	CRG	
ME-VR2	2008/09-1	Wet	11/26/2008	12/16/2008	PCB	PCB 183	n/a	<	0.001	µg/L	EPA 625m	0.001	0.005	CRG	
ME-VR2	2008/09-1	Wet	11/26/2008	12/16/2008	PCB	PCB 187	n/a	<	0.001	µg/L	EPA 625m	0.001	0.005	CRG	
ME-VR2	2008/09-1	Wet	11/26/2008	12/16/2008	PCB	PCB 189	n/a	<	0.001	µg/L	EPA 625m	0.001	0.005	CRG	
ME-VR2	2008/09-1	Wet	11/26/2008	12/16/2008	PCB	PCB 194	n/a	<	0.001	µg/L	EPA 625m	0.001	0.005	CRG	
ME-VR2	2008/09-1	Wet	11/26/2008	12/16/2008	PCB	PCB 195	n/a	<	0.001	µg/L	EPA 625m	0.001	0.005	CRG	
ME-VR2	2008/09-1	Wet	11/26/2008	12/16/2008	PCB	PCB 200	n/a	<	0.001	µg/L	EPA 625m	0.001	0.005	CRG	
ME-VR2	2008/09-1	Wet	11/26/2008	12/16/2008	PCB	PCB 201	n/a	<	0.001	µg/L	EPA 625m	0.001	0.005	CRG	
ME-VR2	2008/09-1	Wet	11/26/2008	12/16/2008	PCB	PCB 203	n/a	<	0.001	µg/L	EPA 625m	0.001	0.005	CRG	
ME-VR2	2008/09-1	Wet	11/26/2008	12/16/2008	PCB	PCB 206	n/a	<	0.001	µg/L	EPA 625m	0.001	0.005	CRG	
ME-VR2	2008/09-1	Wet	11/26/2008	12/16/2008	PCB	PCB 209	n/a	<	0.001	µg/L	EPA 625m	0.001	0.005	CRG	
ME-VR2	2008/09-1	Wet	11/26/2008	12/9/2008	Pesticide	2,4,5-T	n/a	<	0.5	µg/L	EPA 8151A	0.5	0.5	Calscience	
ME-VR2	2008/09-1	Wet	11/26/2008	12/9/2008	Pesticide	2,4,5-TP (Silvex)	n/a	<	0.5	µg/L	EPA 8151A	0.5	0.5	Calscience	
ME-VR2	2008/09-1	Wet	11/26/2008	12/9/2008	Pesticide	2,4-D	n/a	<	5	µg/L	EPA 8151A	5	5	Calscience	
ME-VR2	2008/09-1	Wet	11/26/2008	12/9/2008	Pesticide	2,4-DB	n/a	<	5	µg/L	EPA 8151A	5	5	Calscience	
ME-VR2	2008/09-1	Wet	11/26/2008	12/16/2008	Pesticide	2,4'-DDD	n/a	<	0.001	µg/L	EPA 625m	0.001	0.005	CRG	
ME-VR2	2008/09-1	Wet	11/26/2008	12/16/2008	Pesticide	2,4'-DDE	n/a	<	0.001	µg/L	EPA 625m	0.001	0.005	CRG	
ME-VR2	2008/09-1	Wet	11/26/2008	12/16/2008	Pesticide	2,4'-DDT	n/a	<	0.001	µg/L	EPA 625m	0.001	0.005	CRG	
ME-VR2	2008/09-1	Wet	11/26/2008	12/16/2008	Pesticide	4,4'-DDD	n/a	<	0.001	µg/L	EPA 625m	0.001	0.005	CRG	
ME-VR2	2008/09-1	Wet	11/26/2008	12/16/2008	Pesticide	4,4'-DDE	n/a	<	0.001	µg/L	EPA 625m	0.001	0.005	CRG	
ME-VR2	2008/09-1	Wet	11/26/2008	12/16/2008	Pesticide	4,4'-DDT	n/a	<	0.001	µg/L	EPA 625m	0.001	0.005	CRG	
ME-VR2	2008/09-1	Wet	11/26/2008	12/16/2008	Pesticide	Aldrin	n/a	<	0.001	µg/L	EPA 625m	0.001	0.005	CRG	
ME-VR2	2008/09-1	Wet	11/26/2008	12/16/2008	Pesticide	BHC-alpha	n/a	<	0.001	µg/L	EPA 625m	0.001	0.005	CRG	
ME-VR2	2008/09-1	Wet	11/26/2008	12/16/2008	Pesticide	BHC-beta	n/a	<	0.001	µg/L	EPA 625m	0.001	0.005	CRG	
ME-VR2	2008/09-1	Wet	11/26/2008	12/16/2008	Pesticide	BHC-delta	n/a	<	0.001	µg/L	EPA 625m	0.001	0.005	CRG	
ME-VR2	2008/09-1	Wet	11/26/2008	12/16/2008	Pesticide	BHC-gamma (Lindane)	n/a	<	0.001	µg/L	EPA 625m	0.001	0.005	CRG	
ME-VR2	2008/09-1	Wet	11/26/2008	12/16/2008	Pesticide	Bolstar	n/a	<	0.002	µg/L	EPA 625m	0.002	0.004	CRG	
ME-VR2	2008/09-1	Wet	11/26/2008	12/16/2008	Pesticide	Chlordane-alpha	n/a	<	0.001	µg/L	EPA 625m	0.001	0.005	CRG	
ME-VR2	2008/09-1	Wet	11/26/2008	12/16/2008	Pesticide	Chlordane-gamma	n/a	<	0.001	µg/L	EPA 625m	0.001	0.005	CRG	
ME-VR2	2008/09-1	Wet	11/26/2008	12/16/2008	Pesticide	Chlorpyrifos	n/a	=	0.022	µg/L	EPA 625m	0.001	0.002	CRG	

Appendix F
2008/09 Laboratory Environmental Analysis Results

Site ID	Event ID	Event Type	Sample Date	Analysis Date	Classification	Constituent	Fraction	Sign	Result	Units	Method	MDL	RL	Analyzing Lab	Program Qualification
ME-VR2	2008/09-1	Wet	11/26/2008	12/16/2008	Pesticide	cis-Nonachlor	n/a	<	0.001	µg/L	EPA 625m	0.001	0.005	CRG	
ME-VR2	2008/09-1	Wet	11/26/2008	12/9/2008	Pesticide	Dalapon	n/a	<	13	µg/L	EPA 8151A	13	13	Calscience	
ME-VR2	2008/09-1	Wet	11/26/2008	12/16/2008	Pesticide	DCPA (Dacthal)	n/a	<	0.005	µg/L	EPA 625m	0.005	0.01	CRG	
ME-VR2	2008/09-1	Wet	11/26/2008	12/16/2008	Pesticide	Demeton (Total)	n/a	<	0.001	µg/L	EPA 625m	0.001	0.002	CRG	
ME-VR2	2008/09-1	Wet	11/26/2008	12/16/2008	Pesticide	Diazinon	n/a	<	0.002	µg/L	EPA 625m	0.002	0.004	CRG	
ME-VR2	2008/09-1	Wet	11/26/2008	12/9/2008	Pesticide	Dicamba	n/a	<	0.5	µg/L	EPA 8151A	0.5	0.5	Calscience	
ME-VR2	2008/09-1	Wet	11/26/2008	12/9/2008	Pesticide	Dichlorprop	n/a	<	5	µg/L	EPA 8151A	5	5	Calscience	
ME-VR2	2008/09-1	Wet	11/26/2008	12/16/2008	Pesticide	Dichlorvos	n/a	<	0.003	µg/L	EPA 625m	0.003	0.006	CRG	
ME-VR2	2008/09-1	Wet	11/26/2008	12/16/2008	Pesticide	Dieldrin	n/a	<	0.001	µg/L	EPA 625m	0.001	0.005	CRG	
ME-VR2	2008/09-1	Wet	11/26/2008	12/16/2008	Pesticide	Dimethoate	n/a	<	0.003	µg/L	EPA 625m	0.003	0.006	CRG	
ME-VR2	2008/09-1	Wet	11/26/2008	12/9/2008	Pesticide	Dinoseb	n/a	<	2.5	µg/L	EPA 8151A	2.5	2.5	Calscience	
ME-VR2	2008/09-1	Wet	11/26/2008	12/16/2008	Pesticide	Disulfoton	n/a	<	0.001	µg/L	EPA 625m	0.001	0.002	CRG	
ME-VR2	2008/09-1	Wet	11/26/2008	12/16/2008	Pesticide	Endosulfan sulfate	n/a	<	0.001	µg/L	EPA 625m	0.001	0.005	CRG	
ME-VR2	2008/09-1	Wet	11/26/2008	12/16/2008	Pesticide	Endosulfan-I	n/a	<	0.001	µg/L	EPA 625m	0.001	0.005	CRG	
ME-VR2	2008/09-1	Wet	11/26/2008	12/16/2008	Pesticide	Endosulfan-II	n/a	<	0.001	µg/L	EPA 625m	0.001	0.005	CRG	
ME-VR2	2008/09-1	Wet	11/26/2008	12/16/2008	Pesticide	Endrin	n/a	<	0.001	µg/L	EPA 625m	0.001	0.005	CRG	
ME-VR2	2008/09-1	Wet	11/26/2008	12/16/2008	Pesticide	Endrin aldehyde	n/a	<	0.001	µg/L	EPA 625m	0.001	0.005	CRG	
ME-VR2	2008/09-1	Wet	11/26/2008	12/16/2008	Pesticide	Endrin ketone	n/a	<	0.001	µg/L	EPA 625m	0.001	0.005	CRG	
ME-VR2	2008/09-1	Wet	11/26/2008	12/16/2008	Pesticide	Ethoprop	n/a	<	0.001	µg/L	EPA 625m	0.001	0.002	CRG	
ME-VR2	2008/09-1	Wet	11/26/2008	12/16/2008	Pesticide	Fenclorophos (Ronnel)	n/a	<	0.002	µg/L	EPA 625m	0.002	0.004	CRG	
ME-VR2	2008/09-1	Wet	11/26/2008	12/16/2008	Pesticide	Fensulfothion	n/a	<	0.001	µg/L	EPA 625m	0.001	0.002	CRG	
ME-VR2	2008/09-1	Wet	11/26/2008	12/16/2008	Pesticide	Fenthion	n/a	<	0.002	µg/L	EPA 625m	0.002	0.004	CRG	
ME-VR2	2008/09-1	Wet	11/26/2008	12/9/2008	Pesticide	Glyphosate	n/a	<	1.8	µg/L	EPA 547	1.8	5	WL	
ME-VR2	2008/09-1	Wet	11/26/2008	12/16/2008	Pesticide	Heptachlor	n/a	<	0.001	µg/L	EPA 625m	0.001	0.005	CRG	
ME-VR2	2008/09-1	Wet	11/26/2008	12/16/2008	Pesticide	Heptachlor epoxide	n/a	<	0.001	µg/L	EPA 625m	0.001	0.005	CRG	
ME-VR2	2008/09-1	Wet	11/26/2008	12/16/2008	Pesticide	Malathion	n/a	<	0.003	µg/L	EPA 625m	0.003	0.006	CRG	
ME-VR2	2008/09-1	Wet	11/26/2008	12/9/2008	Pesticide	MCPA	n/a	<	500	µg/L	EPA 8151A	500	500	Calscience	
ME-VR2	2008/09-1	Wet	11/26/2008	12/9/2008	Pesticide	MCPP	n/a	<	500	µg/L	EPA 8151A	500	500	Calscience	
ME-VR2	2008/09-1	Wet	11/26/2008	12/16/2008	Pesticide	Merphos	n/a	<	0.001	µg/L	EPA 625m	0.001	0.002	CRG	
ME-VR2	2008/09-1	Wet	11/26/2008	12/16/2008	Pesticide	Methamidophos	n/a	<	0.05	µg/L	EPA 625m	0.05	0.1	CRG	
ME-VR2	2008/09-1	Wet	11/26/2008	12/16/2008	Pesticide	Methoxychlor	n/a	<	0.001	µg/L	EPA 625m	0.001	0.005	CRG	
ME-VR2	2008/09-1	Wet	11/26/2008	12/16/2008	Pesticide	Methyl parathion	n/a	<	0.001	µg/L	EPA 625m	0.001	0.002	CRG	
ME-VR2	2008/09-1	Wet	11/26/2008	12/16/2008	Pesticide	Mevinphos	n/a	<	0.008	µg/L	EPA 625m	0.008	0.016	CRG	
ME-VR2	2008/09-1	Wet	11/26/2008	12/16/2008	Pesticide	Mirex	n/a	<	0.001	µg/L	EPA 625m	0.001	0.005	CRG	
ME-VR2	2008/09-1	Wet	11/26/2008	12/16/2008	Pesticide	Oxychlorodane	n/a	<	0.001	µg/L	EPA 625m	0.001	0.005	CRG	
ME-VR2	2008/09-1	Wet	11/26/2008	12/16/2008	Pesticide	Phorate	n/a	<	0.006	µg/L	EPA 625m	0.006	0.012	CRG	
ME-VR2	2008/09-1	Wet	11/26/2008	12/16/2008	Pesticide	Tetrachlorovinphos (Stirofos)	n/a	<	0.002	µg/L	EPA 625m	0.002	0.004	CRG	
ME-VR2	2008/09-1	Wet	11/26/2008	12/16/2008	Pesticide	Tokuthion	n/a	<	0.003	µg/L	EPA 625m	0.003	0.006	CRG	
ME-VR2	2008/09-1	Wet	11/26/2008	12/19/2008	Pesticide	Toxaphene	n/a	<	0.01	µg/L	EPA 625m	0.01	0.05	CRG	
ME-VR2	2008/09-1	Wet	11/26/2008	12/16/2008	Pesticide	trans-Nonachlor	n/a	<	0.001	µg/L	EPA 625m	0.001	0.005	CRG	
ME-VR2	2008/09-1	Wet	11/26/2008	12/16/2008	Pesticide	Trichloronate	n/a	<	0.001	µg/L	EPA 625m	0.001	0.002	CRG	
ME-VR2	2008/09-2	Wet	12/15/2008	12/27/2008	Anion	Perchlorate	n/a	<	0.36	µg/L	EPA 314.0	0.36	2	Calscience	
ME-VR2	2008/09-2	Wet	12/15/2008	12/16/2008	Bacteriological	E. Coli	n/a	=	1198	MPN/100 mL	MMO-MUG	10	10	VCHCA	
ME-VR2	2008/09-2	Wet	12/15/2008	12/16/2008	Bacteriological	Enterococcus	n/a	=	1013	MPN/100 mL	Enterolert	10	10	VCHCA	
ME-VR2	2008/09-2	Wet	12/15/2008	12/17/2008	Bacteriological	Fecal Coliform	n/a	=	5000	MPN/100 mL	SM 9221 E	2	2	VCHCA	
ME-VR2	2008/09-2	Wet	12/15/2008	12/16/2008	Bacteriological	Total Coliform	n/a	=	34480	MPN/100 mL	MMO-MUG	100	100	VCHCA	
ME-VR2	2008/09-2	Wet	12/15/2008	12/16/2008	Conventional	Conductivity	n/a	=	831	µmhos/cm	SM 2510	1	1	CRG	
ME-VR2	2008/09-2	Wet	12/15/2008	12/17/2008	Conventional	pH	n/a	=	7.7	pH Units	SM 4500H+	0.1	0.1	CRG	
ME-VR2	2008/09-2	Wet	12/15/2008	1/7/2009	Hydrocarbon	Oil and Grease	n/a	<	1	mg/L	EPA 1664A	1	5	CRG	
ME-VR2	2008/09-2	Wet	12/15/2008	1/7/2009	Hydrocarbon	TRPH	n/a	<	1	mg/L	EPA 1664	1	5	CRG	
ME-VR2	2008/09-2	Wet	12/15/2008	1/5/2009	Metal	Mercury	Dissolved	DNQ	0.8	ng/L	EPA 1631Em	0.5	1	CRG	
ME-VR2	2008/09-2	Wet	12/15/2008	1/5/2009	Metal	Mercury	Total	=	1.3	ng/L	EPA 1631Em	0.5	1	CRG	
ME-VR2	2008/09-2	Wet	12/15/2008	1/2/2009	Nutrient	Ammonia as N	n/a	DNQ	0.03	mg/L	SM 4500-NH3 F	0.03	0.03	CRG	
ME-VR2	2008/09-2	Wet	12/16/2008	1/5/2009	Anion	Bromide	n/a	=	0.171	mg/L	EPA 300.0	0.001	0.005	CRG	
ME-VR2	2008/09-2	Wet	12/16/2008	1/1/2009	Anion	Chloride	n/a	=	56.48	mg/L	EPA 300.0	0.01	0.05	CRG	
ME-VR2	2008/09-2	Wet	12/16/2008	12/16/2008	Conventional	BOD	n/a	=	2.3	mg/L	SM 5210 B	2	2	CRG	

Appendix F
2008/09 Laboratory Environmental Analysis Results

Site ID	Event ID	Event Type	Sample Date	Analysis Date	Classification	Constituent	Fraction	Sign	Result	Units	Method	MDL	RL	Analyzing Lab	Program Qualification
ME-VR2	2008/09-2	Wet	12/16/2008	1/21/2009	Conventional	Hardness as CaCO3	Total	=	292.2	mg/L	SM 2340 B	1	5	CRG	
ME-VR2	2008/09-2	Wet	12/16/2008	12/21/2008	Conventional	Total Dissolved Solids	n/a	=	592	mg/L	SM 2540 C	0.1	5	CRG	
ME-VR2	2008/09-2	Wet	12/16/2008	1/2/2009	Conventional	Total Organic Carbon	n/a	=	4.2	mg/L	SM 5310 B	0.1	0.2	CRG	
ME-VR2	2008/09-2	Wet	12/16/2008	12/20/2008	Conventional	Total Suspended Solids	n/a	=	15	mg/L	SM 2540 D	0.5	5	CRG	EST-FD
ME-VR2	2008/09-2	Wet	12/16/2008	12/17/2008	Conventional	Turbidity	n/a	=	21.1	NTU	EPA 180.1	1	2	CRG	EST-FD
ME-VR2	2008/09-2	Wet	12/16/2008	1/21/2009	Metal	Aluminum	Dissolved	DNQ	7	µg/L	EPA 200.8m	5	10	CRG	
ME-VR2	2008/09-2	Wet	12/16/2008	1/21/2009	Metal	Aluminum	Total	=	354	µg/L	EPA 200.8m	5	10	CRG	
ME-VR2	2008/09-2	Wet	12/16/2008	1/21/2009	Metal	Arsenic	Dissolved	=	2.2	µg/L	EPA 200.8m	0.2	0.5	CRG	
ME-VR2	2008/09-2	Wet	12/16/2008	1/21/2009	Metal	Arsenic	Total	=	2.6	µg/L	EPA 200.8m	0.2	0.5	CRG	
ME-VR2	2008/09-2	Wet	12/16/2008	1/21/2009	Metal	Cadmium	Dissolved	<	0.2	µg/L	EPA 200.8m	0.2	0.4	CRG	
ME-VR2	2008/09-2	Wet	12/16/2008	1/21/2009	Metal	Cadmium	Total	<	0.2	µg/L	EPA 200.8m	0.2	0.4	CRG	
ME-VR2	2008/09-2	Wet	12/16/2008	1/21/2009	Metal	Chromium	Dissolved	<	0.1	µg/L	EPA 200.8m	0.1	0.5	CRG	
ME-VR2	2008/09-2	Wet	12/16/2008	1/21/2009	Metal	Chromium	Total	=	0.8	µg/L	EPA 200.8m	0.1	0.5	CRG	
ME-VR2	2008/09-2	Wet	12/16/2008	1/7/2009	Metal	Chromium VI	Total	<	5	µg/L	SM 3500-Cr D	5	10	CRG	
ME-VR2	2008/09-2	Wet	12/16/2008	1/21/2009	Metal	Copper	Dissolved	=	1.4	µg/L	EPA 200.8m	0.4	0.8	CRG	
ME-VR2	2008/09-2	Wet	12/16/2008	1/21/2009	Metal	Copper	Total	=	3.7	µg/L	EPA 200.8m	0.4	0.8	CRG	
ME-VR2	2008/09-2	Wet	12/16/2008	1/21/2009	Metal	Lead	Dissolved	<	0.05	µg/L	EPA 200.8m	0.05	0.1	CRG	
ME-VR2	2008/09-2	Wet	12/16/2008	1/21/2009	Metal	Lead	Total	=	0.55	µg/L	EPA 200.8m	0.05	0.1	CRG	
ME-VR2	2008/09-2	Wet	12/16/2008	1/21/2009	Metal	Nickel	Dissolved	=	2	µg/L	EPA 200.8m	0.2	0.5	CRG	
ME-VR2	2008/09-2	Wet	12/16/2008	1/21/2009	Metal	Nickel	Total	=	3.4	µg/L	EPA 200.8m	0.2	0.5	CRG	
ME-VR2	2008/09-2	Wet	12/16/2008	1/21/2009	Metal	Selenium	Dissolved	=	1.6	µg/L	EPA 200.8m	0.2	0.5	CRG	
ME-VR2	2008/09-2	Wet	12/16/2008	1/21/2009	Metal	Selenium	Total	=	1.6	µg/L	EPA 200.8m	0.2	0.5	CRG	
ME-VR2	2008/09-2	Wet	12/16/2008	1/21/2009	Metal	Silver	Dissolved	<	0.5	µg/L	EPA 200.8m	0.5	1	CRG	
ME-VR2	2008/09-2	Wet	12/16/2008	1/21/2009	Metal	Silver	Total	<	0.5	µg/L	EPA 200.8m	0.5	1	CRG	
ME-VR2	2008/09-2	Wet	12/16/2008	1/21/2009	Metal	Thallium	Dissolved	<	0.1	µg/L	EPA 200.8m	0.1	0.5	CRG	
ME-VR2	2008/09-2	Wet	12/16/2008	1/21/2009	Metal	Thallium	Total	<	0.1	µg/L	EPA 200.8m	0.1	0.5	CRG	
ME-VR2	2008/09-2	Wet	12/16/2008	1/21/2009	Metal	Zinc	Dissolved	=	1	µg/L	EPA 200.8m	0.1	0.5	CRG	
ME-VR2	2008/09-2	Wet	12/16/2008	1/21/2009	Metal	Zinc	Total	=	11.9	µg/L	EPA 200.8m	0.1	0.5	CRG	EST-FD
ME-VR2	2008/09-2	Wet	12/16/2008	12/18/2008	Nutrient	Nitrate as N	n/a	=	0.848	mg/L	EPA 300.0	0.01	0.05	CRG	
ME-VR2	2008/09-2	Wet	12/16/2008	12/18/2008	Nutrient	Nitrite as N	n/a	DNQ	0.046	mg/L	EPA 300.0	0.01	0.05	CRG	
ME-VR2	2008/09-2	Wet	12/16/2008	12/18/2008	Nutrient	Orthophosphate as P (Diss)	n/a	=	0.066	mg/L	EPA 300.0	0.0075	0.01	CRG	
ME-VR2	2008/09-2	Wet	12/16/2008	1/7/2009	Nutrient	TKN	n/a	<	0.05	mg/L	EPA 351.1	0.05	0.05	TA	
ME-VR2	2008/09-2	Wet	12/16/2008	12/23/2008	Nutrient	Total Phosphorus	Dissolved	=	0.06	mg/L	SM 4500-P E	0.016	0.05	CRG	
ME-VR2	2008/09-2	Wet	12/16/2008	12/24/2008	Nutrient	Total Phosphorus	Total	=	0.069	mg/L	SM 4500-P E	0.016	0.05	CRG	EST-FD
ME-VR2	2008/09-2	Wet	12/16/2008	1/2/2009	Organic	1,2,4-Trichlorobenzene	n/a	<	0.01	µg/L	EPA 625m	0.01	0.05	CRG	
ME-VR2	2008/09-2	Wet	12/16/2008	1/2/2009	Organic	1,2-Dichlorobenzene	n/a	<	0.01	µg/L	EPA 625m	0.01	0.05	CRG	
ME-VR2	2008/09-2	Wet	12/16/2008	1/2/2009	Organic	1,3-Dichlorobenzene	n/a	<	0.01	µg/L	EPA 625m	0.01	0.05	CRG	
ME-VR2	2008/09-2	Wet	12/16/2008	1/2/2009	Organic	1,4-Dichlorobenzene	n/a	<	0.01	µg/L	EPA 625m	0.01	0.05	CRG	
ME-VR2	2008/09-2	Wet	12/16/2008	1/2/2009	Organic	1-Methylnaphthalene	n/a	DNQ	0.0017	µg/L	EPA 625m	0.001	0.005	CRG	
ME-VR2	2008/09-2	Wet	12/16/2008	1/2/2009	Organic	1-Methylphenanthrene	n/a	<	0.001	µg/L	EPA 625m	0.001	0.005	CRG	
ME-VR2	2008/09-2	Wet	12/16/2008	1/2/2009	Organic	2,3,5-Trimethylnaphthalene	n/a	<	0.001	µg/L	EPA 625m	0.001	0.005	CRG	
ME-VR2	2008/09-2	Wet	12/16/2008	1/2/2009	Organic	2,4,6-Trichlorophenol	n/a	<	0.05	µg/L	EPA 625m	0.05	0.1	CRG	
ME-VR2	2008/09-2	Wet	12/16/2008	1/2/2009	Organic	2,4-Dichlorophenol	n/a	<	0.05	µg/L	EPA 625m	0.05	0.1	CRG	
ME-VR2	2008/09-2	Wet	12/16/2008	1/2/2009	Organic	2,4-Dimethylphenol	n/a	<	0.1	µg/L	EPA 625m	0.1	0.2	CRG	
ME-VR2	2008/09-2	Wet	12/16/2008	1/2/2009	Organic	2,4-Dinitrophenol	n/a	<	0.1	µg/L	EPA 625m	0.1	0.2	CRG	
ME-VR2	2008/09-2	Wet	12/16/2008	1/2/2009	Organic	2,4-Dinitrotoluene	n/a	<	0.05	µg/L	EPA 625m	0.05	0.1	CRG	
ME-VR2	2008/09-2	Wet	12/16/2008	1/2/2009	Organic	2,6-Dimethylnaphthalene	n/a	<	0.001	µg/L	EPA 625m	0.001	0.005	CRG	
ME-VR2	2008/09-2	Wet	12/16/2008	1/2/2009	Organic	2,6-Dinitrotoluene	n/a	<	0.05	µg/L	EPA 625m	0.05	0.1	CRG	
ME-VR2	2008/09-2	Wet	12/16/2008	1/2/2009	Organic	2-Chloronaphthalene	n/a	<	0.05	µg/L	EPA 625m	0.05	0.1	CRG	
ME-VR2	2008/09-2	Wet	12/16/2008	1/2/2009	Organic	2-Chlorophenol	n/a	<	0.05	µg/L	EPA 625m	0.05	0.1	CRG	
ME-VR2	2008/09-2	Wet	12/16/2008	1/2/2009	Organic	2-Methyl-4,6-dinitrophenol	n/a	<	0.1	µg/L	EPA 625m	0.1	0.2	CRG	
ME-VR2	2008/09-2	Wet	12/16/2008	1/2/2009	Organic	2-Methylnaphthalene	n/a	DNQ	0.0034	µg/L	EPA 625m	0.001	0.005	CRG	
ME-VR2	2008/09-2	Wet	12/16/2008	1/2/2009	Organic	2-Nitrophenol	n/a	<	0.1	µg/L	EPA 625m	0.1	0.2	CRG	
ME-VR2	2008/09-2	Wet	12/16/2008	1/2/2009	Organic	3,3'-Dichlorobenzidine	n/a	<	0.05	µg/L	EPA 625m	0.05	0.1	CRG	
ME-VR2	2008/09-2	Wet	12/16/2008	1/2/2009	Organic	4-Bromophenyl phenyl ether	n/a	<	0.05	µg/L	EPA 625m	0.05	0.1	CRG	
ME-VR2	2008/09-2	Wet	12/16/2008	1/2/2009	Organic	4-Chloro-3-methylphenol	n/a	<	0.1	µg/L	EPA 625m	0.1	0.2	CRG	

Appendix F
2008/09 Laboratory Environmental Analysis Results

Site ID	Event ID	Event Type	Sample Date	Analysis Date	Classification	Constituent	Fraction	Sign	Result	Units	Method	MDL	RL	Analyzing Lab	Program Qualification
ME-VR2	2008/09-2	Wet	12/16/2008	1/2/2009	Organic	4-Chlorophenyl phenyl ether	n/a	<	0.05	µg/L	EPA 625m	0.05	0.1	CRG	
ME-VR2	2008/09-2	Wet	12/16/2008	1/2/2009	Organic	4-Nitrophenol	n/a	<	0.1	µg/L	EPA 625m	0.1	0.2	CRG	
ME-VR2	2008/09-2	Wet	12/16/2008	1/2/2009	Organic	Acenaphthene	n/a	DNQ	0.0025	µg/L	EPA 625m	0.001	0.005	CRG	
ME-VR2	2008/09-2	Wet	12/16/2008	1/2/2009	Organic	Acenaphthylene	n/a	<	0.001	µg/L	EPA 625m	0.001	0.005	CRG	
ME-VR2	2008/09-2	Wet	12/16/2008	1/2/2009	Organic	Anthracene	n/a	<	0.001	µg/L	EPA 625m	0.001	0.005	CRG	
ME-VR2	2008/09-2	Wet	12/16/2008	1/2/2009	Organic	Azobenzene	n/a	<	0.05	µg/L	EPA 625m	0.05	0.1	CRG	
ME-VR2	2008/09-2	Wet	12/16/2008	1/2/2009	Organic	Benzidine	n/a	<	0.05	µg/L	EPA 625m	0.05	0.1	CRG	
ME-VR2	2008/09-2	Wet	12/16/2008	1/2/2009	Organic	Benzo(a)anthracene	n/a	<	0.001	µg/L	EPA 625m	0.001	0.005	CRG	
ME-VR2	2008/09-2	Wet	12/16/2008	1/2/2009	Organic	Benzo(a)pyrene	n/a	<	0.001	µg/L	EPA 625m	0.001	0.005	CRG	
ME-VR2	2008/09-2	Wet	12/16/2008	1/2/2009	Organic	Benzo(b)fluoranthene	n/a	<	0.001	µg/L	EPA 625m	0.001	0.005	CRG	
ME-VR2	2008/09-2	Wet	12/16/2008	1/2/2009	Organic	Benzo(e)pyrene	n/a	<	0.001	µg/L	EPA 625m	0.001	0.005	CRG	
ME-VR2	2008/09-2	Wet	12/16/2008	1/2/2009	Organic	Benzo(g,h,i)perylene	n/a	<	0.001	µg/L	EPA 625m	0.001	0.005	CRG	
ME-VR2	2008/09-2	Wet	12/16/2008	1/2/2009	Organic	Benzo(k)fluoranthene	n/a	<	0.001	µg/L	EPA 625m	0.001	0.005	CRG	
ME-VR2	2008/09-2	Wet	12/16/2008	1/2/2009	Organic	Biphenyl	n/a	<	0.001	µg/L	EPA 625m	0.001	0.005	CRG	
ME-VR2	2008/09-2	Wet	12/16/2008	1/2/2009	Organic	Bis(2-chloroethoxy)methane	n/a	<	0.05	µg/L	EPA 625m	0.05	0.1	CRG	
ME-VR2	2008/09-2	Wet	12/16/2008	1/2/2009	Organic	Bis(2-chloroethyl)ether	n/a	<	0.05	µg/L	EPA 625m	0.05	0.1	CRG	
ME-VR2	2008/09-2	Wet	12/16/2008	1/2/2009	Organic	Bis(2-chloroisopropyl)ether	n/a	<	0.05	µg/L	EPA 625m	0.05	0.1	CRG	
ME-VR2	2008/09-2	Wet	12/16/2008	1/2/2009	Organic	Bis(2-ethylhexyl)phthalate	n/a	=	0.414	µg/L	EPA 625m	0.1	0.125	CRG	EST-LD
ME-VR2	2008/09-2	Wet	12/16/2008	1/2/2009	Organic	Benzo(b)benzyl phthalate	n/a	DNQ	0.028	Butyl	EPA 625m	0.025	0.05	CRG	
ME-VR2	2008/09-2	Wet	12/16/2008	1/2/2009	Organic	Chrysene	n/a	<	0.001	µg/L	EPA 625m	0.001	0.005	CRG	
ME-VR2	2008/09-2	Wet	12/16/2008	1/2/2009	Organic	Dibenz(a,h)anthracene	n/a	<	0.001	µg/L	EPA 625m	0.001	0.005	CRG	
ME-VR2	2008/09-2	Wet	12/16/2008	1/2/2009	Organic	Dibenzothiophene	n/a	<	0.001	µg/L	EPA 625m	0.001	0.005	CRG	
ME-VR2	2008/09-2	Wet	12/16/2008	1/2/2009	Organic	Diethyl phthalate	n/a	=	0.314	µg/L	EPA 625m	0.1	0.125	CRG	
ME-VR2	2008/09-2	Wet	12/16/2008	1/2/2009	Organic	Dimethyl phthalate	n/a	<	0.05	µg/L	EPA 625m	0.05	0.075	CRG	
ME-VR2	2008/09-2	Wet	12/16/2008	1/2/2009	Organic	Di-n-butylphthalate	n/a	<	0.075	µg/L	EPA 625m	0.075	0.1	CRG	
ME-VR2	2008/09-2	Wet	12/16/2008	1/2/2009	Organic	Di-n-octylphthalate	n/a	<	0.01	µg/L	EPA 625m	0.01	0.02	CRG	
ME-VR2	2008/09-2	Wet	12/16/2008	1/2/2009	Organic	Fluoranthene	n/a	DNQ	0.0018	µg/L	EPA 625m	0.001	0.005	CRG	
ME-VR2	2008/09-2	Wet	12/16/2008	1/2/2009	Organic	Fluorene	n/a	<	0.001	µg/L	EPA 625m	0.001	0.005	CRG	
ME-VR2	2008/09-2	Wet	12/16/2008	1/2/2009	Organic	Hexachlorobenzene	n/a	<	0.001	µg/L	EPA 625m	0.001	0.005	CRG	
ME-VR2	2008/09-2	Wet	12/16/2008	1/2/2009	Organic	Hexachlorobutadiene	n/a	<	0.05	µg/L	EPA 625m	0.05	0.1	CRG	
ME-VR2	2008/09-2	Wet	12/16/2008	1/2/2009	Organic	Hexachlorocyclopentadiene	n/a	<	0.05	µg/L	EPA 625m	0.05	0.1	CRG	
ME-VR2	2008/09-2	Wet	12/16/2008	1/2/2009	Organic	Hexachloroethane	n/a	<	0.05	µg/L	EPA 625m	0.05	0.1	CRG	
ME-VR2	2008/09-2	Wet	12/16/2008	1/2/2009	Organic	Indeno(1,2,3-cd)pyrene	n/a	<	0.001	µg/L	EPA 625m	0.001	0.005	CRG	
ME-VR2	2008/09-2	Wet	12/16/2008	1/2/2009	Organic	Isophorone	n/a	<	0.05	µg/L	EPA 625m	0.05	0.1	CRG	
ME-VR2	2008/09-2	Wet	12/16/2008	1/2/2009	Organic	Naphthalene	n/a	DNQ	0.0047	µg/L	EPA 625m	0.001	0.005	CRG	EST-LD
ME-VR2	2008/09-2	Wet	12/16/2008	1/2/2009	Organic	Nitrobenzene	n/a	<	0.05	µg/L	EPA 625m	0.05	0.1	CRG	
ME-VR2	2008/09-2	Wet	12/16/2008	1/2/2009	Organic	N-Nitrosodimethylamine	n/a	<	0.05	µg/L	EPA 625m	0.05	0.1	CRG	
ME-VR2	2008/09-2	Wet	12/16/2008	1/2/2009	Organic	N-Nitrosodi-N-propylamine	n/a	<	0.05	µg/L	EPA 625m	0.05	0.1	CRG	
ME-VR2	2008/09-2	Wet	12/16/2008	1/2/2009	Organic	N-Nitrosodiphenylamine	n/a	<	0.05	µg/L	EPA 625m	0.05	0.1	CRG	
ME-VR2	2008/09-2	Wet	12/16/2008	1/2/2009	Organic	Pentachlorophenol	n/a	<	0.05	µg/L	EPA 625m	0.05	0.1	CRG	
ME-VR2	2008/09-2	Wet	12/16/2008	1/2/2009	Organic	Perylene	n/a	<	0.001	µg/L	EPA 625m	0.001	0.005	CRG	
ME-VR2	2008/09-2	Wet	12/16/2008	1/2/2009	Organic	Phenanthrene	n/a	DNQ	0.0019	µg/L	EPA 625m	0.001	0.005	CRG	
ME-VR2	2008/09-2	Wet	12/16/2008	1/2/2009	Organic	Phenol	n/a	<	0.1	µg/L	EPA 625m	0.1	0.2	CRG	
ME-VR2	2008/09-2	Wet	12/16/2008	1/2/2009	Organic	Pyrene	n/a	DNQ	0.0017	µg/L	EPA 625m	0.001	0.005	CRG	
ME-VR2	2008/09-2	Wet	12/16/2008	1/2/2009	PCB	Aroclor 1016	n/a	<	0.01	µg/L	EPA 625m	0.01	0.02	CRG	
ME-VR2	2008/09-2	Wet	12/16/2008	1/2/2009	PCB	Aroclor 1221	n/a	<	0.01	µg/L	EPA 625m	0.01	0.02	CRG	
ME-VR2	2008/09-2	Wet	12/16/2008	1/2/2009	PCB	Aroclor 1232	n/a	<	0.01	µg/L	EPA 625m	0.01	0.02	CRG	
ME-VR2	2008/09-2	Wet	12/16/2008	1/2/2009	PCB	Aroclor 1242	n/a	<	0.01	µg/L	EPA 625m	0.01	0.02	CRG	
ME-VR2	2008/09-2	Wet	12/16/2008	1/2/2009	PCB	Aroclor 1248	n/a	<	0.01	µg/L	EPA 625m	0.01	0.02	CRG	
ME-VR2	2008/09-2	Wet	12/16/2008	1/2/2009	PCB	Aroclor 1254	n/a	<	0.01	µg/L	EPA 625m	0.01	0.02	CRG	
ME-VR2	2008/09-2	Wet	12/16/2008	1/2/2009	PCB	Aroclor 1260	n/a	<	0.01	µg/L	EPA 625m	0.01	0.02	CRG	
ME-VR2	2008/09-2	Wet	12/16/2008	1/2/2009	PCB	PCB 003	n/a	<	0.001	µg/L	EPA 625m	0.001	0.005	CRG	
ME-VR2	2008/09-2	Wet	12/16/2008	1/2/2009	PCB	PCB 008	n/a	<	0.001	µg/L	EPA 625m	0.001	0.005	CRG	
ME-VR2	2008/09-2	Wet	12/16/2008	1/2/2009	PCB	PCB 018	n/a	<	0.001	µg/L	EPA 625m	0.001	0.005	CRG	
ME-VR2	2008/09-2	Wet	12/16/2008	1/2/2009	PCB	PCB 028	n/a	<	0.001	µg/L	EPA 625m	0.001	0.005	CRG	
ME-VR2	2008/09-2	Wet	12/16/2008	1/2/2009	PCB	PCB 031	n/a	<	0.001	µg/L	EPA 625m	0.001	0.005	CRG	

Appendix F
2008/09 Laboratory Environmental Analysis Results

Site ID	Event ID	Event Type	Sample Date	Analysis Date	Classification	Constituent	Fraction	Sign	Result	Units	Method	MDL	RL	Analyzing Lab	Program Qualification
ME-VR2	2008/09-2	Wet	12/16/2008	1/2/2009	PCB	PCB 033	n/a	<	0.001	µg/L	EPA 625m	0.001	0.005	CRG	
ME-VR2	2008/09-2	Wet	12/16/2008	1/2/2009	PCB	PCB 037	n/a	<	0.001	µg/L	EPA 625m	0.001	0.005	CRG	
ME-VR2	2008/09-2	Wet	12/16/2008	1/2/2009	PCB	PCB 044	n/a	<	0.001	µg/L	EPA 625m	0.001	0.005	CRG	
ME-VR2	2008/09-2	Wet	12/16/2008	1/2/2009	PCB	PCB 049	n/a	<	0.001	µg/L	EPA 625m	0.001	0.005	CRG	
ME-VR2	2008/09-2	Wet	12/16/2008	1/2/2009	PCB	PCB 052	n/a	<	0.001	µg/L	EPA 625m	0.001	0.005	CRG	
ME-VR2	2008/09-2	Wet	12/16/2008	1/2/2009	PCB	PCB 056 + 060	n/a	<	0.001	µg/L	EPA 625m	0.001	0.005	CRG	
ME-VR2	2008/09-2	Wet	12/16/2008	1/2/2009	PCB	PCB 066	n/a	<	0.001	µg/L	EPA 625m	0.001	0.005	CRG	
ME-VR2	2008/09-2	Wet	12/16/2008	1/2/2009	PCB	PCB 070	n/a	<	0.001	µg/L	EPA 625m	0.001	0.005	CRG	
ME-VR2	2008/09-2	Wet	12/16/2008	1/2/2009	PCB	PCB 074	n/a	<	0.001	µg/L	EPA 625m	0.001	0.005	CRG	
ME-VR2	2008/09-2	Wet	12/16/2008	1/2/2009	PCB	PCB 077	n/a	<	0.001	µg/L	EPA 625m	0.001	0.005	CRG	
ME-VR2	2008/09-2	Wet	12/16/2008	1/2/2009	PCB	PCB 081	n/a	<	0.001	µg/L	EPA 625m	0.001	0.005	CRG	
ME-VR2	2008/09-2	Wet	12/16/2008	1/2/2009	PCB	PCB 087	n/a	<	0.001	µg/L	EPA 625m	0.001	0.005	CRG	
ME-VR2	2008/09-2	Wet	12/16/2008	1/2/2009	PCB	PCB 095	n/a	<	0.001	µg/L	EPA 625m	0.001	0.005	CRG	
ME-VR2	2008/09-2	Wet	12/16/2008	1/2/2009	PCB	PCB 097	n/a	<	0.001	µg/L	EPA 625m	0.001	0.005	CRG	
ME-VR2	2008/09-2	Wet	12/16/2008	1/2/2009	PCB	PCB 099	n/a	<	0.001	µg/L	EPA 625m	0.001	0.005	CRG	
ME-VR2	2008/09-2	Wet	12/16/2008	1/2/2009	PCB	PCB 101	n/a	<	0.001	µg/L	EPA 625m	0.001	0.005	CRG	
ME-VR2	2008/09-2	Wet	12/16/2008	1/2/2009	PCB	PCB 105	n/a	<	0.001	µg/L	EPA 625m	0.001	0.005	CRG	
ME-VR2	2008/09-2	Wet	12/16/2008	1/2/2009	PCB	PCB 110	n/a	<	0.001	µg/L	EPA 625m	0.001	0.005	CRG	
ME-VR2	2008/09-2	Wet	12/16/2008	1/2/2009	PCB	PCB 114	n/a	<	0.001	µg/L	EPA 625m	0.001	0.005	CRG	
ME-VR2	2008/09-2	Wet	12/16/2008	1/2/2009	PCB	PCB 118	n/a	<	0.001	µg/L	EPA 625m	0.001	0.005	CRG	
ME-VR2	2008/09-2	Wet	12/16/2008	1/2/2009	PCB	PCB 119	n/a	<	0.001	µg/L	EPA 625m	0.001	0.005	CRG	
ME-VR2	2008/09-2	Wet	12/16/2008	1/2/2009	PCB	PCB 123	n/a	<	0.001	µg/L	EPA 625m	0.001	0.005	CRG	
ME-VR2	2008/09-2	Wet	12/16/2008	1/2/2009	PCB	PCB 126	n/a	<	0.001	µg/L	EPA 625m	0.001	0.005	CRG	
ME-VR2	2008/09-2	Wet	12/16/2008	1/2/2009	PCB	PCB 128	n/a	<	0.001	µg/L	EPA 625m	0.001	0.005	CRG	
ME-VR2	2008/09-2	Wet	12/16/2008	1/2/2009	PCB	PCB 138	n/a	<	0.001	µg/L	EPA 625m	0.001	0.005	CRG	
ME-VR2	2008/09-2	Wet	12/16/2008	1/2/2009	PCB	PCB 141	n/a	<	0.001	µg/L	EPA 625m	0.001	0.005	CRG	
ME-VR2	2008/09-2	Wet	12/16/2008	1/2/2009	PCB	PCB 149	n/a	<	0.001	µg/L	EPA 625m	0.001	0.005	CRG	
ME-VR2	2008/09-2	Wet	12/16/2008	1/2/2009	PCB	PCB 151	n/a	<	0.001	µg/L	EPA 625m	0.001	0.005	CRG	
ME-VR2	2008/09-2	Wet	12/16/2008	1/2/2009	PCB	PCB 153	n/a	<	0.001	µg/L	EPA 625m	0.001	0.005	CRG	
ME-VR2	2008/09-2	Wet	12/16/2008	1/2/2009	PCB	PCB 156	n/a	<	0.001	µg/L	EPA 625m	0.001	0.005	CRG	
ME-VR2	2008/09-2	Wet	12/16/2008	1/2/2009	PCB	PCB 157	n/a	<	0.001	µg/L	EPA 625m	0.001	0.005	CRG	
ME-VR2	2008/09-2	Wet	12/16/2008	1/2/2009	PCB	PCB 158	n/a	<	0.001	µg/L	EPA 625m	0.001	0.005	CRG	
ME-VR2	2008/09-2	Wet	12/16/2008	1/2/2009	PCB	PCB 167	n/a	<	0.001	µg/L	EPA 625m	0.001	0.005	CRG	
ME-VR2	2008/09-2	Wet	12/16/2008	1/2/2009	PCB	PCB 168 + 132	n/a	<	0.001	µg/L	EPA 625m	0.001	0.005	CRG	
ME-VR2	2008/09-2	Wet	12/16/2008	1/2/2009	PCB	PCB 169	n/a	<	0.001	µg/L	EPA 625m	0.001	0.005	CRG	
ME-VR2	2008/09-2	Wet	12/16/2008	1/2/2009	PCB	PCB 170	n/a	<	0.001	µg/L	EPA 625m	0.001	0.005	CRG	
ME-VR2	2008/09-2	Wet	12/16/2008	1/2/2009	PCB	PCB 174	n/a	<	0.001	µg/L	EPA 625m	0.001	0.005	CRG	
ME-VR2	2008/09-2	Wet	12/16/2008	1/2/2009	PCB	PCB 177	n/a	<	0.001	µg/L	EPA 625m	0.001	0.005	CRG	
ME-VR2	2008/09-2	Wet	12/16/2008	1/2/2009	PCB	PCB 180	n/a	<	0.001	µg/L	EPA 625m	0.001	0.005	CRG	
ME-VR2	2008/09-2	Wet	12/16/2008	1/2/2009	PCB	PCB 183	n/a	<	0.001	µg/L	EPA 625m	0.001	0.005	CRG	
ME-VR2	2008/09-2	Wet	12/16/2008	1/2/2009	PCB	PCB 187	n/a	<	0.001	µg/L	EPA 625m	0.001	0.005	CRG	
ME-VR2	2008/09-2	Wet	12/16/2008	1/2/2009	PCB	PCB 189	n/a	<	0.001	µg/L	EPA 625m	0.001	0.005	CRG	
ME-VR2	2008/09-2	Wet	12/16/2008	1/2/2009	PCB	PCB 194	n/a	<	0.001	µg/L	EPA 625m	0.001	0.005	CRG	
ME-VR2	2008/09-2	Wet	12/16/2008	1/2/2009	PCB	PCB 195	n/a	<	0.001	µg/L	EPA 625m	0.001	0.005	CRG	
ME-VR2	2008/09-2	Wet	12/16/2008	1/2/2009	PCB	PCB 200	n/a	<	0.001	µg/L	EPA 625m	0.001	0.005	CRG	
ME-VR2	2008/09-2	Wet	12/16/2008	1/2/2009	PCB	PCB 201	n/a	<	0.001	µg/L	EPA 625m	0.001	0.005	CRG	
ME-VR2	2008/09-2	Wet	12/16/2008	1/2/2009	PCB	PCB 203	n/a	<	0.001	µg/L	EPA 625m	0.001	0.005	CRG	
ME-VR2	2008/09-2	Wet	12/16/2008	1/2/2009	PCB	PCB 206	n/a	<	0.001	µg/L	EPA 625m	0.001	0.005	CRG	
ME-VR2	2008/09-2	Wet	12/16/2008	1/2/2009	PCB	PCB 209	n/a	<	0.001	µg/L	EPA 625m	0.001	0.005	CRG	
ME-VR2	2008/09-2	Wet	12/16/2008	12/23/2008	Pesticide	2,4,5-T	n/a	<	0.56	µg/L	EPA 8151A	0.56	0.56	Calscience	
ME-VR2	2008/09-2	Wet	12/16/2008	12/23/2008	Pesticide	2,4,5-TP (Silvex)	n/a	<	0.56	µg/L	EPA 8151A	0.56	0.56	Calscience	
ME-VR2	2008/09-2	Wet	12/16/2008	12/23/2008	Pesticide	2,4-D	n/a	<	5.6	µg/L	EPA 8151A	5.6	5.6	Calscience	
ME-VR2	2008/09-2	Wet	12/16/2008	12/23/2008	Pesticide	2,4-DB	n/a	<	5.6	µg/L	EPA 8151A	5.6	5.6	Calscience	
ME-VR2	2008/09-2	Wet	12/16/2008	1/2/2009	Pesticide	2,4'-DDD	n/a	<	0.001	µg/L	EPA 625m	0.001	0.005	CRG	
ME-VR2	2008/09-2	Wet	12/16/2008	1/2/2009	Pesticide	2,4'-DDE	n/a	<	0.001	µg/L	EPA 625m	0.001	0.005	CRG	
ME-VR2	2008/09-2	Wet	12/16/2008	1/2/2009	Pesticide	2,4'-DDT	n/a	<	0.001	µg/L	EPA 625m	0.001	0.005	CRG	

Appendix F
2008/09 Laboratory Environmental Analysis Results

Site ID	Event ID	Event Type	Sample Date	Analysis Date	Classification	Constituent	Fraction	Sign	Result	Units	Method	MDL	RL	Analyzing Lab	Program Qualification
ME-VR2	2008/09-2	Wet	12/16/2008	1/2/2009	Pesticide	4,4'-DDD	n/a	<	0.001	µg/L	EPA 625m	0.001	0.005	CRG	
ME-VR2	2008/09-2	Wet	12/16/2008	1/2/2009	Pesticide	4,4'-DDE	n/a	<	0.001	µg/L	EPA 625m	0.001	0.005	CRG	
ME-VR2	2008/09-2	Wet	12/16/2008	1/2/2009	Pesticide	4,4'-DDT	n/a	<	0.001	µg/L	EPA 625m	0.001	0.005	CRG	
ME-VR2	2008/09-2	Wet	12/16/2008	1/2/2009	Pesticide	Aldrin	n/a	<	0.001	µg/L	EPA 625m	0.001	0.005	CRG	
ME-VR2	2008/09-2	Wet	12/16/2008	1/2/2009	Pesticide	BHC-alpha	n/a	<	0.001	µg/L	EPA 625m	0.001	0.005	CRG	
ME-VR2	2008/09-2	Wet	12/16/2008	1/2/2009	Pesticide	BHC-beta	n/a	<	0.001	µg/L	EPA 625m	0.001	0.005	CRG	
ME-VR2	2008/09-2	Wet	12/16/2008	1/2/2009	Pesticide	BHC-delta	n/a	<	0.001	µg/L	EPA 625m	0.001	0.005	CRG	
ME-VR2	2008/09-2	Wet	12/16/2008	1/2/2009	Pesticide	BHC-gamma (Lindane)	n/a	<	0.001	µg/L	EPA 625m	0.001	0.005	CRG	
ME-VR2	2008/09-2	Wet	12/16/2008	1/2/2009	Pesticide	Bolstar	n/a	<	0.002	µg/L	EPA 625m	0.002	0.004	CRG	
ME-VR2	2008/09-2	Wet	12/16/2008	1/2/2009	Pesticide	Chlordane-alpha	n/a	<	0.001	µg/L	EPA 625m	0.001	0.005	CRG	
ME-VR2	2008/09-2	Wet	12/16/2008	1/2/2009	Pesticide	Chlordane-gamma	n/a	<	0.001	µg/L	EPA 625m	0.001	0.005	CRG	
ME-VR2	2008/09-2	Wet	12/16/2008	1/2/2009	Pesticide	Chlorpyrifos	n/a	=	0.0234	µg/L	EPA 625m	0.001	0.002	CRG	
ME-VR2	2008/09-2	Wet	12/16/2008	1/2/2009	Pesticide	cis-Nonachlor	n/a	<	0.001	µg/L	EPA 625m	0.001	0.005	CRG	
ME-VR2	2008/09-2	Wet	12/16/2008	12/23/2008	Pesticide	Dalapon	n/a	<	14	µg/L	EPA 8151A	14	14	Calscience	
ME-VR2	2008/09-2	Wet	12/16/2008	1/2/2009	Pesticide	DCPA (Dacthal)	n/a	<	0.005	µg/L	EPA 625m	0.005	0.01	CRG	
ME-VR2	2008/09-2	Wet	12/16/2008	1/2/2009	Pesticide	Demeton (Total)	n/a	<	0.001	µg/L	EPA 625m	0.001	0.002	CRG	
ME-VR2	2008/09-2	Wet	12/16/2008	1/2/2009	Pesticide	Diazinon	n/a	<	0.002	µg/L	EPA 625m	0.002	0.004	CRG	
ME-VR2	2008/09-2	Wet	12/16/2008	12/23/2008	Pesticide	Dicamba	n/a	<	0.56	µg/L	EPA 8151A	0.56	0.56	Calscience	
ME-VR2	2008/09-2	Wet	12/16/2008	12/23/2008	Pesticide	Dichlorprop	n/a	<	5.6	µg/L	EPA 8151A	5.6	5.6	Calscience	
ME-VR2	2008/09-2	Wet	12/16/2008	1/2/2009	Pesticide	Dichlorvos	n/a	<	0.003	µg/L	EPA 625m	0.003	0.006	CRG	
ME-VR2	2008/09-2	Wet	12/16/2008	1/2/2009	Pesticide	Dieldrin	n/a	<	0.001	µg/L	EPA 625m	0.001	0.005	CRG	
ME-VR2	2008/09-2	Wet	12/16/2008	1/2/2009	Pesticide	Dimethoate	n/a	<	0.003	µg/L	EPA 625m	0.003	0.006	CRG	
ME-VR2	2008/09-2	Wet	12/16/2008	12/23/2008	Pesticide	Dinoseb	n/a	<	2.8	µg/L	EPA 8151A	2.8	2.8	Calscience	
ME-VR2	2008/09-2	Wet	12/16/2008	1/2/2009	Pesticide	Disulfoton	n/a	<	0.001	µg/L	EPA 625m	0.001	0.002	CRG	
ME-VR2	2008/09-2	Wet	12/16/2008	1/2/2009	Pesticide	Endosulfan sulfate	n/a	<	0.001	µg/L	EPA 625m	0.001	0.005	CRG	
ME-VR2	2008/09-2	Wet	12/16/2008	1/2/2009	Pesticide	Endosulfan-I	n/a	<	0.001	µg/L	EPA 625m	0.001	0.005	CRG	
ME-VR2	2008/09-2	Wet	12/16/2008	1/2/2009	Pesticide	Endosulfan-II	n/a	<	0.001	µg/L	EPA 625m	0.001	0.005	CRG	
ME-VR2	2008/09-2	Wet	12/16/2008	1/2/2009	Pesticide	Endrin	n/a	<	0.001	µg/L	EPA 625m	0.001	0.005	CRG	
ME-VR2	2008/09-2	Wet	12/16/2008	1/2/2009	Pesticide	Endrin aldehyde	n/a	<	0.001	µg/L	EPA 625m	0.001	0.005	CRG	
ME-VR2	2008/09-2	Wet	12/16/2008	1/2/2009	Pesticide	Endrin ketone	n/a	<	0.001	µg/L	EPA 625m	0.001	0.005	CRG	
ME-VR2	2008/09-2	Wet	12/16/2008	1/2/2009	Pesticide	Ethoprop	n/a	<	0.001	µg/L	EPA 625m	0.001	0.002	CRG	
ME-VR2	2008/09-2	Wet	12/16/2008	1/2/2009	Pesticide	Fenchlorophos (Ronnel)	n/a	<	0.002	µg/L	EPA 625m	0.002	0.004	CRG	
ME-VR2	2008/09-2	Wet	12/16/2008	1/2/2009	Pesticide	Fensulfothion	n/a	<	0.001	µg/L	EPA 625m	0.001	0.002	CRG	
ME-VR2	2008/09-2	Wet	12/16/2008	1/2/2009	Pesticide	Fenthion	n/a	<	0.002	µg/L	EPA 625m	0.002	0.004	CRG	
ME-VR2	2008/09-2	Wet	12/16/2008	12/26/2008	Pesticide	Glyphosate	n/a	<	9	µg/L	EPA 547	9	25	WL	
ME-VR2	2008/09-2	Wet	12/16/2008	1/2/2009	Pesticide	Heptachlor	n/a	<	0.001	µg/L	EPA 625m	0.001	0.005	CRG	
ME-VR2	2008/09-2	Wet	12/16/2008	1/2/2009	Pesticide	Heptachlor epoxide	n/a	<	0.001	µg/L	EPA 625m	0.001	0.005	CRG	
ME-VR2	2008/09-2	Wet	12/16/2008	1/2/2009	Pesticide	Malathion	n/a	<	0.003	µg/L	EPA 625m	0.003	0.006	CRG	
ME-VR2	2008/09-2	Wet	12/16/2008	12/23/2008	Pesticide	MCPA	n/a	<	560	µg/L	EPA 8151A	560	560	Calscience	
ME-VR2	2008/09-2	Wet	12/16/2008	12/23/2008	Pesticide	MCPP	n/a	<	560	µg/L	EPA 8151A	560	560	Calscience	
ME-VR2	2008/09-2	Wet	12/16/2008	1/2/2009	Pesticide	Merphos	n/a	<	0.001	µg/L	EPA 625m	0.001	0.002	CRG	
ME-VR2	2008/09-2	Wet	12/16/2008	1/2/2009	Pesticide	Methamidophos	n/a	<	0.05	µg/L	EPA 625m	0.05	0.1	CRG	
ME-VR2	2008/09-2	Wet	12/16/2008	1/2/2009	Pesticide	Methoxychlor	n/a	<	0.001	µg/L	EPA 625m	0.001	0.005	CRG	
ME-VR2	2008/09-2	Wet	12/16/2008	1/2/2009	Pesticide	Methyl parathion	n/a	<	0.001	µg/L	EPA 625m	0.001	0.002	CRG	
ME-VR2	2008/09-2	Wet	12/16/2008	1/2/2009	Pesticide	Mevinphos	n/a	<	0.008	µg/L	EPA 625m	0.008	0.016	CRG	
ME-VR2	2008/09-2	Wet	12/16/2008	1/2/2009	Pesticide	Mirex	n/a	<	0.001	µg/L	EPA 625m	0.001	0.005	CRG	
ME-VR2	2008/09-2	Wet	12/16/2008	1/2/2009	Pesticide	Oxychlordane	n/a	<	0.001	µg/L	EPA 625m	0.001	0.005	CRG	
ME-VR2	2008/09-2	Wet	12/16/2008	1/2/2009	Pesticide	Phorate	n/a	<	0.006	µg/L	EPA 625m	0.006	0.012	CRG	
ME-VR2	2008/09-2	Wet	12/16/2008	1/2/2009	Pesticide	Tetrachlorovinphos (Stirofos)	n/a	<	0.002	µg/L	EPA 625m	0.002	0.004	CRG	
ME-VR2	2008/09-2	Wet	12/16/2008	1/2/2009	Pesticide	Tokuthion	n/a	<	0.003	µg/L	EPA 625m	0.003	0.006	CRG	
ME-VR2	2008/09-2	Wet	12/16/2008	1/2/2009	Pesticide	Toxaphene	n/a	<	0.01	µg/L	EPA 625m	0.01	0.05	CRG	
ME-VR2	2008/09-2	Wet	12/16/2008	1/2/2009	Pesticide	trans-Nonachlor	n/a	<	0.001	µg/L	EPA 625m	0.001	0.005	CRG	
ME-VR2	2008/09-2	Wet	12/16/2008	1/2/2009	Pesticide	Trichloronate	n/a	<	0.001	µg/L	EPA 625m	0.001	0.002	CRG	
ME-VR2	2008/09-3	Wet	2/6/2009	2/14/2009	Anion	Perchlorate	n/a	<	0.36	µg/L	EPA 314.0	0.36	2	Calscience	
ME-VR2	2008/09-3	Wet	2/6/2009	2/7/2009	Bacteriological	E. Coli	n/a	=	3076	MPN/100 mL	MMO-MUG	10	10	VCHCA	
ME-VR2	2008/09-3	Wet	2/6/2009	2/7/2009	Bacteriological	Enterococcus	n/a	=	6240	MPN/100 mL	Enterolert	100	100	VCHCA	

Appendix F
2008/09 Laboratory Environmental Analysis Results

Site ID	Event ID	Event Type	Sample Date	Analysis Date	Classification	Constituent	Fraction	Sign	Result	Units	Method	MDL	RL	Analyzing Lab	Program Qualification
ME-VR2	2008/09-3	Wet	2/6/2009	2/10/2009	Bacteriological	Fecal Coliform	n/a	=	5000	MPN/100 mL	SM 9221 E	2	2	VCHCA	
ME-VR2	2008/09-3	Wet	2/6/2009	2/7/2009	Bacteriological	Total Coliform	n/a	=	43520	MPN/100 mL	MMO-MUG	100	100	VCHCA	
ME-VR2	2008/09-3	Wet	2/6/2009	2/8/2009	Conventional	BOD	n/a	<	2	mg/L	SM 5210 B	2	2	CRG	
ME-VR2	2008/09-3	Wet	2/6/2009	2/7/2009	Conventional	Conductivity	n/a	=	810	µmhos/cm	SM 2510	1	1	CRG	
ME-VR2	2008/09-3	Wet	2/6/2009	2/7/2009	Conventional	pH	n/a	=	8.1	pH Units	SM 4500H+	0.1	0.1	CRG	
ME-VR2	2008/09-3	Wet	2/6/2009	3/4/2009	Hydrocarbon	Oil and Grease	n/a	<	1	mg/L	EPA 1664A	1	5	CRG	
ME-VR2	2008/09-3	Wet	2/6/2009	3/4/2009	Hydrocarbon	TRPH	n/a	<	1	mg/L	EPA 1664	1	5	CRG	
ME-VR2	2008/09-3	Wet	2/6/2009	2/25/2009	Metal	Mercury	Dissolved	=	1.1	ng/L	EPA 1631Em	0.5	1	CRG	
ME-VR2	2008/09-3	Wet	2/6/2009	2/25/2009	Metal	Mercury	Total	=	1.6	ng/L	EPA 1631Em	0.5	1	CRG	
ME-VR2	2008/09-3	Wet	2/6/2009	3/2/2009	Nutrient	Ammonia as N	n/a	=	0.03	mg/L	SM 4500-NH3 F	0.03	0.03	CRG	
ME-VR2	2008/09-3	Wet	2/7/2009	2/27/2009	Anion	Bromide	n/a	=	0.164	mg/L	EPA 300.0	0.001	0.005	CRG	
ME-VR2	2008/09-3	Wet	2/7/2009	2/28/2009	Anion	Chloride	n/a	=	48.17	mg/L	EPA 300.0	0.01	0.05	CRG	
ME-VR2	2008/09-3	Wet	2/7/2009	2/24/2009	Conventional	Hardness as CaCO3	Total	=	300.8	mg/L	SM 2340 B	1	5	CRG	
ME-VR2	2008/09-3	Wet	2/7/2009	2/13/2009	Conventional	Total Dissolved Solids	n/a	=	642	mg/L	SM 2540 C	0.1	5	CRG	
ME-VR2	2008/09-3	Wet	2/7/2009	2/27/2009	Conventional	Total Organic Carbon	n/a	=	1.7	mg/L	SM 5310 B	0.1	0.2	CRG	
ME-VR2	2008/09-3	Wet	2/7/2009	2/14/2009	Conventional	Total Suspended Solids	n/a	=	15.5	mg/L	SM 2540 D	0.5	5	CRG	
ME-VR2	2008/09-3	Wet	2/7/2009	2/9/2009	Conventional	Turbidity	n/a	<	1	NTU	EPA 180.1	1	2	CRG	
ME-VR2	2008/09-3	Wet	2/7/2009	2/24/2009	Metal	Aluminum	Dissolved	<	5	µg/L	EPA 200.8m	5	10	CRG	
ME-VR2	2008/09-3	Wet	2/7/2009	2/24/2009	Metal	Aluminum	Total	=	82	µg/L	EPA 200.8m	5	10	CRG	
ME-VR2	2008/09-3	Wet	2/7/2009	2/24/2009	Metal	Arsenic	Dissolved	DNQ	0.4	µg/L	EPA 200.8m	0.2	0.5	CRG	
ME-VR2	2008/09-3	Wet	2/7/2009	2/24/2009	Metal	Arsenic	Total	=	0.6	µg/L	EPA 200.8m	0.2	0.5	CRG	
ME-VR2	2008/09-3	Wet	2/7/2009	2/24/2009	Metal	Cadmium	Dissolved	<	0.2	µg/L	EPA 200.8m	0.2	0.4	CRG	
ME-VR2	2008/09-3	Wet	2/7/2009	2/24/2009	Metal	Cadmium	Total	<	0.2	µg/L	EPA 200.8m	0.2	0.4	CRG	
ME-VR2	2008/09-3	Wet	2/7/2009	2/24/2009	Metal	Chromium	Dissolved	<	0.1	µg/L	EPA 200.8m	0.1	0.5	CRG	
ME-VR2	2008/09-3	Wet	2/7/2009	2/24/2009	Metal	Chromium	Total	DNQ	0.3	µg/L	EPA 200.8m	0.1	0.5	CRG	
ME-VR2	2008/09-3	Wet	2/7/2009	2/13/2009	Metal	Chromium VI	Total	<	5	µg/L	SM 3500-Cr D	5	10	CRG	
ME-VR2	2008/09-3	Wet	2/7/2009	2/24/2009	Metal	Copper	Dissolved	=	0.9	µg/L	EPA 200.8m	0.4	0.8	CRG	
ME-VR2	2008/09-3	Wet	2/7/2009	2/24/2009	Metal	Copper	Total	=	1.5	µg/L	EPA 200.8m	0.4	0.8	CRG	
ME-VR2	2008/09-3	Wet	2/7/2009	2/24/2009	Metal	Lead	Dissolved	<	0.05	µg/L	EPA 200.8m	0.05	0.1	CRG	
ME-VR2	2008/09-3	Wet	2/7/2009	2/24/2009	Metal	Lead	Total	=	1.8	µg/L	EPA 200.8m	0.05	0.1	CRG	
ME-VR2	2008/09-3	Wet	2/7/2009	2/24/2009	Metal	Nickel	Dissolved	=	1.1	µg/L	EPA 200.8m	0.2	0.5	CRG	
ME-VR2	2008/09-3	Wet	2/7/2009	2/24/2009	Metal	Nickel	Total	=	1.5	µg/L	EPA 200.8m	0.2	0.5	CRG	
ME-VR2	2008/09-3	Wet	2/7/2009	2/24/2009	Metal	Selenium	Dissolved	=	1.6	µg/L	EPA 200.8m	0.2	0.5	CRG	
ME-VR2	2008/09-3	Wet	2/7/2009	2/24/2009	Metal	Selenium	Total	=	1.5	µg/L	EPA 200.8m	0.2	0.5	CRG	
ME-VR2	2008/09-3	Wet	2/7/2009	2/24/2009	Metal	Silver	Dissolved	<	0.5	µg/L	EPA 200.8m	0.5	1	CRG	
ME-VR2	2008/09-3	Wet	2/7/2009	2/24/2009	Metal	Silver	Total	<	0.5	µg/L	EPA 200.8m	0.5	1	CRG	
ME-VR2	2008/09-3	Wet	2/7/2009	2/24/2009	Metal	Thallium	Dissolved	<	0.1	µg/L	EPA 200.8m	0.1	0.5	CRG	
ME-VR2	2008/09-3	Wet	2/7/2009	2/24/2009	Metal	Thallium	Total	<	0.1	µg/L	EPA 200.8m	0.1	0.5	CRG	
ME-VR2	2008/09-3	Wet	2/7/2009	2/24/2009	Metal	Zinc	Dissolved	=	0.6	µg/L	EPA 200.8m	0.1	0.5	CRG	
ME-VR2	2008/09-3	Wet	2/7/2009	2/24/2009	Metal	Zinc	Total	=	2.1	µg/L	EPA 200.8m	0.1	0.5	CRG	
ME-VR2	2008/09-3	Wet	2/7/2009	2/9/2009	Nutrient	Nitrate as N	n/a	=	0.13	mg/L	EPA 300.0	0.01	0.05	CRG	
ME-VR2	2008/09-3	Wet	2/7/2009	2/9/2009	Nutrient	Nitrite as N	n/a	<	0.01	mg/L	EPA 300.0	0.01	0.05	CRG	
ME-VR2	2008/09-3	Wet	2/7/2009	2/9/2009	Nutrient	Orthophosphate as P (Diss)	n/a	=	0.0218	mg/L	EPA 300.0	0.0075	0.01	CRG	
ME-VR2	2008/09-3	Wet	2/7/2009	2/17/2009	Nutrient	TKN	n/a	=	0.29	mg/L	EPA 351.1	0.05	0.05	TA	
ME-VR2	2008/09-3	Wet	2/7/2009	2/23/2009	Nutrient	Total Phosphorus	Dissolved	DNQ	0.017	mg/L	SM 4500-P E	0.016	0.05	CRG	
ME-VR2	2008/09-3	Wet	2/7/2009	2/23/2009	Nutrient	Total Phosphorus	Total	DNQ	0.03	mg/L	SM 4500-P E	0.016	0.05	CRG	
ME-VR2	2008/09-3	Wet	2/7/2009	3/2/2009	Organic	1,2,4-Trichlorobenzene	n/a	<	0.01	µg/L	EPA 625m	0.01	0.05	CRG	
ME-VR2	2008/09-3	Wet	2/7/2009	3/2/2009	Organic	1,2-Dichlorobenzene	n/a	<	0.01	µg/L	EPA 625m	0.01	0.05	CRG	
ME-VR2	2008/09-3	Wet	2/7/2009	3/2/2009	Organic	1,3-Dichlorobenzene	n/a	<	0.01	µg/L	EPA 625m	0.01	0.05	CRG	
ME-VR2	2008/09-3	Wet	2/7/2009	3/2/2009	Organic	1,4-Dichlorobenzene	n/a	<	0.01	µg/L	EPA 625m	0.01	0.05	CRG	
ME-VR2	2008/09-3	Wet	2/7/2009	3/2/2009	Organic	1-Methylnaphthalene	n/a	DNQ	0.0018	µg/L	EPA 625m	0.001	0.005	CRG	
ME-VR2	2008/09-3	Wet	2/7/2009	3/2/2009	Organic	1-Methylphenanthrene	n/a	<	0.001	µg/L	EPA 625m	0.001	0.005	CRG	
ME-VR2	2008/09-3	Wet	2/7/2009	3/2/2009	Organic	2,3,5-Trimethylnaphthalene	n/a	<	0.001	µg/L	EPA 625m	0.001	0.005	CRG	
ME-VR2	2008/09-3	Wet	2/7/2009	3/2/2009	Organic	2,4,6-Trichlorophenol	n/a	<	0.05	µg/L	EPA 625m	0.05	0.1	CRG	
ME-VR2	2008/09-3	Wet	2/7/2009	3/2/2009	Organic	2,4-Dichlorophenol	n/a	<	0.05	µg/L	EPA 625m	0.05	0.1	CRG	
ME-VR2	2008/09-3	Wet	2/7/2009	3/2/2009	Organic	2,4-Dimethylphenol	n/a	<	0.1	µg/L	EPA 625m	0.1	0.2	CRG	

Appendix F
2008/09 Laboratory Environmental Analysis Results

Site ID	Event ID	Event Type	Sample Date	Analysis Date	Classification	Constituent	Fraction	Sign	Result	Units	Method	MDL	RL	Analyzing Lab	Program Qualification
ME-VR2	2008/09-3	Wet	2/7/2009	3/2/2009	Organic	2,4-Dinitrophenol	n/a	<	0.1	µg/L	EPA 625m	0.1	0.2	CRG	
ME-VR2	2008/09-3	Wet	2/7/2009	3/2/2009	Organic	2,4-Dinitrotoluene	n/a	<	0.05	µg/L	EPA 625m	0.05	0.1	CRG	
ME-VR2	2008/09-3	Wet	2/7/2009	3/2/2009	Organic	2,6-Dimethylnaphthalene	n/a	DNQ	0.0023	µg/L	EPA 625m	0.001	0.005	CRG	
ME-VR2	2008/09-3	Wet	2/7/2009	3/2/2009	Organic	2,6-Dinitrotoluene	n/a	<	0.05	µg/L	EPA 625m	0.05	0.1	CRG	
ME-VR2	2008/09-3	Wet	2/7/2009	3/2/2009	Organic	2-Chloronaphthalene	n/a	<	0.05	µg/L	EPA 625m	0.05	0.1	CRG	
ME-VR2	2008/09-3	Wet	2/7/2009	3/2/2009	Organic	2-Chlorophenol	n/a	<	0.05	µg/L	EPA 625m	0.05	0.1	CRG	
ME-VR2	2008/09-3	Wet	2/7/2009	3/2/2009	Organic	2-Methyl-4,6-dinitrophenol	n/a	<	0.1	µg/L	EPA 625m	0.1	0.2	CRG	
ME-VR2	2008/09-3	Wet	2/7/2009	3/2/2009	Organic	2-Methylnaphthalene	n/a	DNQ	0.0025	µg/L	EPA 625m	0.001	0.005	CRG	
ME-VR2	2008/09-3	Wet	2/7/2009	3/2/2009	Organic	2-Nitrophenol	n/a	<	0.1	µg/L	EPA 625m	0.1	0.2	CRG	
ME-VR2	2008/09-3	Wet	2/7/2009	3/2/2009	Organic	3,3'-Dichlorobenzidine	n/a	<	0.05	µg/L	EPA 625m	0.05	0.1	CRG	
ME-VR2	2008/09-3	Wet	2/7/2009	3/2/2009	Organic	4-Bromophenyl phenyl ether	n/a	<	0.05	µg/L	EPA 625m	0.05	0.1	CRG	
ME-VR2	2008/09-3	Wet	2/7/2009	3/2/2009	Organic	4-Chloro-3-methylphenol	n/a	<	0.1	µg/L	EPA 625m	0.1	0.2	CRG	
ME-VR2	2008/09-3	Wet	2/7/2009	3/2/2009	Organic	4-Chlorophenyl phenyl ether	n/a	<	0.05	µg/L	EPA 625m	0.05	0.1	CRG	
ME-VR2	2008/09-3	Wet	2/7/2009	3/2/2009	Organic	4-Nitrophenol	n/a	<	0.1	µg/L	EPA 625m	0.1	0.2	CRG	
ME-VR2	2008/09-3	Wet	2/7/2009	3/2/2009	Organic	Acenaphthene	n/a	<	0.001	µg/L	EPA 625m	0.001	0.005	CRG	
ME-VR2	2008/09-3	Wet	2/7/2009	3/2/2009	Organic	Acenaphthylene	n/a	<	0.001	µg/L	EPA 625m	0.001	0.005	CRG	
ME-VR2	2008/09-3	Wet	2/7/2009	3/2/2009	Organic	Anthracene	n/a	<	0.001	µg/L	EPA 625m	0.001	0.005	CRG	
ME-VR2	2008/09-3	Wet	2/7/2009	3/2/2009	Organic	Azobenzene	n/a	<	0.05	µg/L	EPA 625m	0.05	0.1	CRG	
ME-VR2	2008/09-3	Wet	2/7/2009	3/2/2009	Organic	Benzidine	n/a	<	0.05	µg/L	EPA 625m	0.05	0.1	CRG	
ME-VR2	2008/09-3	Wet	2/7/2009	3/2/2009	Organic	Benzo(a)anthracene	n/a	<	0.001	µg/L	EPA 625m	0.001	0.005	CRG	
ME-VR2	2008/09-3	Wet	2/7/2009	3/2/2009	Organic	Benzo(a)pyrene	n/a	<	0.001	µg/L	EPA 625m	0.001	0.005	CRG	
ME-VR2	2008/09-3	Wet	2/7/2009	3/2/2009	Organic	Benzo(b)fluoranthene	n/a	<	0.001	µg/L	EPA 625m	0.001	0.005	CRG	
ME-VR2	2008/09-3	Wet	2/7/2009	3/2/2009	Organic	Benzo(e)pyrene	n/a	<	0.001	µg/L	EPA 625m	0.001	0.005	CRG	
ME-VR2	2008/09-3	Wet	2/7/2009	3/2/2009	Organic	Benzo(g,h,i)perylene	n/a	<	0.001	µg/L	EPA 625m	0.001	0.005	CRG	
ME-VR2	2008/09-3	Wet	2/7/2009	3/2/2009	Organic	Benzo(k)fluoranthene	n/a	<	0.001	µg/L	EPA 625m	0.001	0.005	CRG	
ME-VR2	2008/09-3	Wet	2/7/2009	3/2/2009	Organic	Biphenyl	n/a	DNQ	0.0018	µg/L	EPA 625m	0.001	0.005	CRG	
ME-VR2	2008/09-3	Wet	2/7/2009	3/2/2009	Organic	Bis(2-chloroethoxy)methane	n/a	<	0.05	µg/L	EPA 625m	0.05	0.1	CRG	
ME-VR2	2008/09-3	Wet	2/7/2009	3/2/2009	Organic	Bis(2-chloroethyl)ether	n/a	<	0.05	µg/L	EPA 625m	0.05	0.1	CRG	
ME-VR2	2008/09-3	Wet	2/7/2009	3/2/2009	Organic	Bis(2-chloroisopropyl)ether	n/a	<	0.05	µg/L	EPA 625m	0.05	0.1	CRG	
ME-VR2	2008/09-3	Wet	2/7/2009	3/2/2009	Organic	Bis(2-ethylhexyl)phthalate	n/a	<	0.1	µg/L	EPA 625m	0.1	0.125	CRG	
ME-VR2	2008/09-3	Wet	2/7/2009	3/2/2009	Organic	Butyl benzyl phthalate	n/a	<	0.025	µg/L	EPA 625m	0.025	0.05	CRG	
ME-VR2	2008/09-3	Wet	2/7/2009	3/2/2009	Organic	Chrysene	n/a	<	0.001	µg/L	EPA 625m	0.001	0.005	CRG	
ME-VR2	2008/09-3	Wet	2/7/2009	3/2/2009	Organic	Dibenz(a,h)anthracene	n/a	<	0.001	µg/L	EPA 625m	0.001	0.005	CRG	
ME-VR2	2008/09-3	Wet	2/7/2009	3/2/2009	Organic	Dibenzothiophene	n/a	DNQ	0.0011	µg/L	EPA 625m	0.001	0.005	CRG	
ME-VR2	2008/09-3	Wet	2/7/2009	3/2/2009	Organic	Diethyl phthalate	n/a	DNQ	0.118	µg/L	EPA 625m	0.1	0.125	CRG	
ME-VR2	2008/09-3	Wet	2/7/2009	3/2/2009	Organic	Dimethyl phthalate	n/a	<	0.05	µg/L	EPA 625m	0.05	0.075	CRG	
ME-VR2	2008/09-3	Wet	2/7/2009	3/2/2009	Organic	Di-n-butylphthalate	n/a	<	0.075	µg/L	EPA 625m	0.075	0.1	CRG	
ME-VR2	2008/09-3	Wet	2/7/2009	3/2/2009	Organic	Di-n-octylphthalate	n/a	<	0.01	µg/L	EPA 625m	0.01	0.02	CRG	
ME-VR2	2008/09-3	Wet	2/7/2009	3/2/2009	Organic	Fluoranthene	n/a	DNQ	0.003	µg/L	EPA 625m	0.001	0.005	CRG	
ME-VR2	2008/09-3	Wet	2/7/2009	3/2/2009	Organic	Fluorene	n/a	DNQ	0.0015	µg/L	EPA 625m	0.001	0.005	CRG	
ME-VR2	2008/09-3	Wet	2/7/2009	3/2/2009	Organic	Hexachlorobenzene	n/a	<	0.001	µg/L	EPA 625m	0.001	0.005	CRG	
ME-VR2	2008/09-3	Wet	2/7/2009	3/2/2009	Organic	Hexachlorobutadiene	n/a	<	0.05	µg/L	EPA 625m	0.05	0.1	CRG	
ME-VR2	2008/09-3	Wet	2/7/2009	3/2/2009	Organic	Hexachlorocyclopentadiene	n/a	<	0.05	µg/L	EPA 625m	0.05	0.1	CRG	
ME-VR2	2008/09-3	Wet	2/7/2009	3/2/2009	Organic	Hexachloroethane	n/a	<	0.05	µg/L	EPA 625m	0.05	0.1	CRG	
ME-VR2	2008/09-3	Wet	2/7/2009	3/2/2009	Organic	Indeno(1,2,3-cd)pyrene	n/a	<	0.001	µg/L	EPA 625m	0.001	0.005	CRG	
ME-VR2	2008/09-3	Wet	2/7/2009	3/2/2009	Organic	Isophorone	n/a	<	0.05	µg/L	EPA 625m	0.05	0.1	CRG	
ME-VR2	2008/09-3	Wet	2/7/2009	3/2/2009	Organic	Naphthalene	n/a	DNQ	0.0043	µg/L	EPA 625m	0.001	0.005	CRG	
ME-VR2	2008/09-3	Wet	2/7/2009	3/2/2009	Organic	Nitrobenzene	n/a	<	0.05	µg/L	EPA 625m	0.05	0.1	CRG	
ME-VR2	2008/09-3	Wet	2/7/2009	3/2/2009	Organic	N-Nitrosodimethylamine	n/a	<	0.05	µg/L	EPA 625m	0.05	0.1	CRG	
ME-VR2	2008/09-3	Wet	2/7/2009	3/2/2009	Organic	N-Nitrosodi-N-propylamine	n/a	<	0.05	µg/L	EPA 625m	0.05	0.1	CRG	
ME-VR2	2008/09-3	Wet	2/7/2009	3/2/2009	Organic	N-Nitrosodiphenylamine	n/a	<	0.05	µg/L	EPA 625m	0.05	0.1	CRG	
ME-VR2	2008/09-3	Wet	2/7/2009	3/2/2009	Organic	Pentachlorophenol	n/a	<	0.05	µg/L	EPA 625m	0.05	0.1	CRG	
ME-VR2	2008/09-3	Wet	2/7/2009	3/2/2009	Organic	Perylene	n/a	<	0.001	µg/L	EPA 625m	0.001	0.005	CRG	
ME-VR2	2008/09-3	Wet	2/7/2009	3/2/2009	Organic	Phenanthrene	n/a	DNQ	0.0018	µg/L	EPA 625m	0.001	0.005	CRG	
ME-VR2	2008/09-3	Wet	2/7/2009	3/2/2009	Organic	Phenol	n/a	<	0.1	µg/L	EPA 625m	0.1	0.2	CRG	
ME-VR2	2008/09-3	Wet	2/7/2009	3/2/2009	Organic	Pyrene	n/a	DNQ	0.0014	µg/L	EPA 625m	0.001	0.005	CRG	

Appendix F
2008/09 Laboratory Environmental Analysis Results

Site ID	Event ID	Event Type	Sample Date	Analysis Date	Classification	Constituent	Fraction	Sign	Result	Units	Method	MDL	RL	Analyzing Lab	Program Qualification
ME-VR2	2008/09-3	Wet	2/7/2009	3/2/2009	PCB	PCB 200	n/a	<	0.001	µg/L	EPA 625m	0.001	0.005	CRG	
ME-VR2	2008/09-3	Wet	2/7/2009	3/2/2009	PCB	PCB 201	n/a	<	0.001	µg/L	EPA 625m	0.001	0.005	CRG	
ME-VR2	2008/09-3	Wet	2/7/2009	3/2/2009	PCB	PCB 203	n/a	<	0.001	µg/L	EPA 625m	0.001	0.005	CRG	
ME-VR2	2008/09-3	Wet	2/7/2009	3/2/2009	PCB	PCB 206	n/a	<	0.001	µg/L	EPA 625m	0.001	0.005	CRG	
ME-VR2	2008/09-3	Wet	2/7/2009	3/2/2009	PCB	PCB 209	n/a	<	0.001	µg/L	EPA 625m	0.001	0.005	CRG	
ME-VR2	2008/09-3	Wet	2/7/2009	2/13/2009	Pesticide	2,4,5-T	n/a	<	0.5	µg/L	EPA 8151A	0.5	0.5	Calscience	
ME-VR2	2008/09-3	Wet	2/7/2009	2/13/2009	Pesticide	2,4,5-TP (Silvex)	n/a	<	0.5	µg/L	EPA 8151A	0.5	0.5	Calscience	
ME-VR2	2008/09-3	Wet	2/7/2009	2/13/2009	Pesticide	2,4-D	n/a	<	5	µg/L	EPA 8151A	5	5	Calscience	
ME-VR2	2008/09-3	Wet	2/7/2009	2/13/2009	Pesticide	2,4-DB	n/a	<	5	µg/L	EPA 8151A	5	5	Calscience	
ME-VR2	2008/09-3	Wet	2/7/2009	3/2/2009	Pesticide	2,4'-DDD	n/a	<	0.001	µg/L	EPA 625m	0.001	0.005	CRG	
ME-VR2	2008/09-3	Wet	2/7/2009	3/2/2009	Pesticide	2,4'-DDE	n/a	<	0.001	µg/L	EPA 625m	0.001	0.005	CRG	
ME-VR2	2008/09-3	Wet	2/7/2009	3/2/2009	Pesticide	2,4'-DDT	n/a	<	0.001	µg/L	EPA 625m	0.001	0.005	CRG	
ME-VR2	2008/09-3	Wet	2/7/2009	3/2/2009	Pesticide	4,4'-DDD	n/a	<	0.001	µg/L	EPA 625m	0.001	0.005	CRG	
ME-VR2	2008/09-3	Wet	2/7/2009	3/2/2009	Pesticide	4,4'-DDE	n/a	<	0.001	µg/L	EPA 625m	0.001	0.005	CRG	
ME-VR2	2008/09-3	Wet	2/7/2009	3/2/2009	Pesticide	4,4'-DDT	n/a	<	0.001	µg/L	EPA 625m	0.001	0.005	CRG	
ME-VR2	2008/09-3	Wet	2/7/2009	3/2/2009	Pesticide	Aldrin	n/a	<	0.001	µg/L	EPA 625m	0.001	0.005	CRG	
ME-VR2	2008/09-3	Wet	2/7/2009	3/2/2009	Pesticide	BHC-alpha	n/a	<	0.001	µg/L	EPA 625m	0.001	0.005	CRG	
ME-VR2	2008/09-3	Wet	2/7/2009	3/2/2009	Pesticide	BHC-beta	n/a	<	0.001	µg/L	EPA 625m	0.001	0.005	CRG	
ME-VR2	2008/09-3	Wet	2/7/2009	3/2/2009	Pesticide	BHC-delta	n/a	<	0.001	µg/L	EPA 625m	0.001	0.005	CRG	
ME-VR2	2008/09-3	Wet	2/7/2009	3/2/2009	Pesticide	BHC-gamma (Lindane)	n/a	<	0.001	µg/L	EPA 625m	0.001	0.005	CRG	
ME-VR2	2008/09-3	Wet	2/7/2009	3/2/2009	Pesticide	Bolstar	n/a	<	0.002	µg/L	EPA 625m	0.002	0.004	CRG	
ME-VR2	2008/09-3	Wet	2/7/2009	3/2/2009	Pesticide	Chlordane-alpha	n/a	<	0.001	µg/L	EPA 625m	0.001	0.005	CRG	
ME-VR2	2008/09-3	Wet	2/7/2009	3/2/2009	Pesticide	Chlordane-gamma	n/a	<	0.001	µg/L	EPA 625m	0.001	0.005	CRG	
ME-VR2	2008/09-3	Wet	2/7/2009	3/2/2009	Pesticide	Chlorpyrifos	n/a	<	0.001	µg/L	EPA 625m	0.001	0.002	CRG	
ME-VR2	2008/09-3	Wet	2/7/2009	3/2/2009	Pesticide	cis-Nonachlor	n/a	<	0.001	µg/L	EPA 625m	0.001	0.005	CRG	
ME-VR2	2008/09-3	Wet	2/7/2009	2/13/2009	Pesticide	Dalapon	n/a	<	13	µg/L	EPA 8151A	13	13	Calscience	
ME-VR2	2008/09-3	Wet	2/7/2009	3/2/2009	Pesticide	DCPA (Dacthal)	n/a	<	0.005	µg/L	EPA 625m	0.005	0.01	CRG	
ME-VR2	2008/09-3	Wet	2/7/2009	3/2/2009	Pesticide	Demeton (Total)	n/a	<	0.001	µg/L	EPA 625m	0.001	0.002	CRG	
ME-VR2	2008/09-3	Wet	2/7/2009	3/2/2009	Pesticide	Diazinon	n/a	<	0.002	µg/L	EPA 625m	0.002	0.004	CRG	
ME-VR2	2008/09-3	Wet	2/7/2009	2/13/2009	Pesticide	Dicamba	n/a	<	0.5	µg/L	EPA 8151A	0.5	0.5	Calscience	
ME-VR2	2008/09-3	Wet	2/7/2009	2/13/2009	Pesticide	Dichlorprop	n/a	<	5	µg/L	EPA 8151A	5	5	Calscience	
ME-VR2	2008/09-3	Wet	2/7/2009	3/2/2009	Pesticide	Dichlorvos	n/a	<	0.003	µg/L	EPA 625m	0.003	0.006	CRG	
ME-VR2	2008/09-3	Wet	2/7/2009	3/2/2009	Pesticide	Dieldrin	n/a	<	0.001	µg/L	EPA 625m	0.001	0.005	CRG	
ME-VR2	2008/09-3	Wet	2/7/2009	3/2/2009	Pesticide	Dimethoate	n/a	<	0.003	µg/L	EPA 625m	0.003	0.006	CRG	
ME-VR2	2008/09-3	Wet	2/7/2009	2/13/2009	Pesticide	Dinoseb	n/a	<	2.5	µg/L	EPA 8151A	2.5	2.5	Calscience	
ME-VR2	2008/09-3	Wet	2/7/2009	3/2/2009	Pesticide	Disulfoton	n/a	<	0.001	µg/L	EPA 625m	0.001	0.002	CRG	
ME-VR2	2008/09-3	Wet	2/7/2009	3/2/2009	Pesticide	Endosulfan sulfate	n/a	<	0.001	µg/L	EPA 625m	0.001	0.005	CRG	
ME-VR2	2008/09-3	Wet	2/7/2009	3/2/2009	Pesticide	Endosulfan-I	n/a	<	0.001	µg/L	EPA 625m	0.001	0.005	CRG	
ME-VR2	2008/09-3	Wet	2/7/2009	3/2/2009	Pesticide	Endosulfan-II	n/a	<	0.001	µg/L	EPA 625m	0.001	0.005	CRG	
ME-VR2	2008/09-3	Wet	2/7/2009	3/2/2009	Pesticide	Endrin	n/a	<	0.001	µg/L	EPA 625m	0.001	0.005	CRG	LB-LSCR
ME-VR2	2008/09-3	Wet	2/7/2009	3/2/2009	Pesticide	Endrin aldehyde	n/a	<	0.001	µg/L	EPA 625m	0.001	0.005	CRG	
ME-VR2	2008/09-3	Wet	2/7/2009	3/2/2009	Pesticide	Endrin ketone	n/a	<	0.001	µg/L	EPA 625m	0.001	0.005	CRG	
ME-VR2	2008/09-3	Wet	2/7/2009	3/2/2009	Pesticide	Ethoprop	n/a	<	0.001	µg/L	EPA 625m	0.001	0.002	CRG	
ME-VR2	2008/09-3	Wet	2/7/2009	3/2/2009	Pesticide	Fenchlorophos (Ronnel)	n/a	<	0.002	µg/L	EPA 625m	0.002	0.004	CRG	
ME-VR2	2008/09-3	Wet	2/7/2009	3/2/2009	Pesticide	Fensulfothion	n/a	<	0.001	µg/L	EPA 625m	0.001	0.002	CRG	
ME-VR2	2008/09-3	Wet	2/7/2009	3/2/2009	Pesticide	Fenthion	n/a	<	0.002	µg/L	EPA 625m	0.002	0.004	CRG	
ME-VR2	2008/09-3	Wet	2/7/2009	2/14/2009	Pesticide	Glyphosate	n/a	<	1.8	µg/L	EPA 547	1.8	5	WL	
ME-VR2	2008/09-3	Wet	2/7/2009	3/2/2009	Pesticide	Heptachlor	n/a	<	0.001	µg/L	EPA 625m	0.001	0.005	CRG	
ME-VR2	2008/09-3	Wet	2/7/2009	3/2/2009	Pesticide	Heptachlor epoxide	n/a	<	0.001	µg/L	EPA 625m	0.001	0.005	CRG	
ME-VR2	2008/09-3	Wet	2/7/2009	3/2/2009	Pesticide	Malathion	n/a	<	0.003	µg/L	EPA 625m	0.003	0.006	CRG	
ME-VR2	2008/09-3	Wet	2/7/2009	2/13/2009	Pesticide	MCPA	n/a	<	500	µg/L	EPA 8151A	500	500	Calscience	
ME-VR2	2008/09-3	Wet	2/7/2009	2/13/2009	Pesticide	MCPP	n/a	<	500	µg/L	EPA 8151A	500	500	Calscience	
ME-VR2	2008/09-3	Wet	2/7/2009	3/2/2009	Pesticide	Merphos	n/a	<	0.001	µg/L	EPA 625m	0.001	0.002	CRG	
ME-VR2	2008/09-3	Wet	2/7/2009	3/2/2009	Pesticide	Methamidophos	n/a	<	0.05	µg/L	EPA 625m	0.05	0.1	CRG	
ME-VR2	2008/09-3	Wet	2/7/2009	3/2/2009	Pesticide	Methoxychlor	n/a	<	0.001	µg/L	EPA 625m	0.001	0.005	CRG	
ME-VR2	2008/09-3	Wet	2/7/2009	3/2/2009	Pesticide	Methyl parathion	n/a	<	0.001	µg/L	EPA 625m	0.001	0.002	CRG	

Appendix F
2008/09 Laboratory Environmental Analysis Results

Site ID	Event ID	Event Type	Sample Date	Analysis Date	Classification	Constituent	Fraction	Sign	Result	Units	Method	MDL	RL	Analyzing Lab	Program Qualification
ME-VR2	2008/09-3	Wet	2/7/2009	3/2/2009	Pesticide	Mevinphos	n/a	<	0.008	µg/L	EPA 625m	0.008	0.016	CRG	
ME-VR2	2008/09-3	Wet	2/7/2009	3/2/2009	Pesticide	Mirex	n/a	<	0.001	µg/L	EPA 625m	0.001	0.005	CRG	
ME-VR2	2008/09-3	Wet	2/7/2009	3/2/2009	Pesticide	Oxychlorthane	n/a	<	0.001	µg/L	EPA 625m	0.001	0.005	CRG	
ME-VR2	2008/09-3	Wet	2/7/2009	3/2/2009	Pesticide	Phorate	n/a	<	0.006	µg/L	EPA 625m	0.006	0.012	CRG	
ME-VR2	2008/09-3	Wet	2/7/2009	3/2/2009	Pesticide	Tetrachlorovinphos (Stirofos)	n/a	<	0.002	µg/L	EPA 625m	0.002	0.004	CRG	
ME-VR2	2008/09-3	Wet	2/7/2009	3/2/2009	Pesticide	Tokuthion	n/a	<	0.003	µg/L	EPA 625m	0.003	0.006	CRG	
ME-VR2	2008/09-3	Wet	2/7/2009	3/2/2009	Pesticide	Toxaphene	n/a	<	0.01	µg/L	EPA 625m	0.01	0.05	CRG	
ME-VR2	2008/09-3	Wet	2/7/2009	3/2/2009	Pesticide	trans-Nonachlor	n/a	<	0.001	µg/L	EPA 625m	0.001	0.005	CRG	
ME-VR2	2008/09-3	Wet	2/7/2009	3/2/2009	Pesticide	Trichloronate	n/a	<	0.001	µg/L	EPA 625m	0.001	0.002	CRG	
W-3	2008/09-1	Wet	11/26/2008	12/9/2008	Anion	Bromide	n/a	=	0.223	mg/L	EPA 300.0	0.001	0.005	CRG	
W-3	2008/09-1	Wet	11/26/2008	12/8/2008	Anion	Chloride	n/a	=	18.17	mg/L	EPA 300.0	0.01	0.05	CRG	
W-3	2008/09-1	Wet	11/26/2008	12/3/2008	Anion	Perchlorate	n/a	<	0.36	µg/L	EPA 314.0	0.36	2	Calscience	
W-3	2008/09-1	Wet	11/26/2008	11/27/2008	Bacteriological	E. Coli	n/a	=	7270	MPN/100 mL	MMO-MUG	10	10	VCHCA	
W-3	2008/09-1	Wet	11/26/2008	11/27/2008	Bacteriological	Enterococcus	n/a	=	6590	MPN/100 mL	Enterolert	100	100	VCHCA	
W-3	2008/09-1	Wet	11/26/2008	11/30/2008	Bacteriological	Fecal Coliform	n/a	=	7000	MPN/100 mL	SM 9221 E	2	2	VCHCA	
W-3	2008/09-1	Wet	11/26/2008	11/27/2008	Bacteriological	Total Coliform	n/a	=	4352000	MPN/100 mL	MMO-MUG	10000	10000	VCHCA	
W-3	2008/09-1	Wet	11/26/2008	11/26/2008	Conventional	BOD	n/a	=	32.1	mg/L	SM 5210 B	2	2	CRG	
W-3	2008/09-1	Wet	11/26/2008	11/26/2008	Conventional	Conductivity	n/a	=	1056	µmhos/cm	SM 2510	1	1	CRG	
W-3	2008/09-1	Wet	11/26/2008	12/14/2008	Conventional	Hardness as CaCO3	Total	=	116.7	mg/L	SM 2340 B	1	5	CRG	
W-3	2008/09-1	Wet	11/26/2008	11/26/2008	Conventional	pH	n/a	=	8	pH Units	SM 4500H+	0.1	0.1	CRG	
W-3	2008/09-1	Wet	11/26/2008	12/1/2008	Conventional	Total Dissolved Solids	n/a	=	412	mg/L	SM 2540 C	0.1	5	CRG	
W-3	2008/09-1	Wet	11/26/2008	12/18/2008	Conventional	Total Organic Carbon	n/a	=	21.2	mg/L	SM 5310 B	0.1	0.2	CRG	
W-3	2008/09-1	Wet	11/26/2008	12/1/2008	Conventional	Total Suspended Solids	n/a	=	2068	mg/L	SM 2540 D	0.5	5	CRG	
W-3	2008/09-1	Wet	11/26/2008	11/26/2008	Conventional	Turbidity	n/a	=	1585	NTU	EPA 180.1	1	2	CRG	
W-3	2008/09-1	Wet	11/26/2008	12/10/2008	Hydrocarbon	Oil and Grease	n/a	<	1	mg/L	EPA 1664A	1	5	CRG	
W-3	2008/09-1	Wet	11/26/2008	12/10/2008	Hydrocarbon	TRPH	n/a	<	1	mg/L	EPA 1664	1	5	CRG	
W-3	2008/09-1	Wet	11/26/2008	12/14/2008	Metal	Aluminum	Dissolved	=	44	µg/L	EPA 200.8m	5	10	CRG	
W-3	2008/09-1	Wet	11/26/2008	12/14/2008	Metal	Aluminum	Total	=	4233	µg/L	EPA 200.8m	5	10	CRG	
W-3	2008/09-1	Wet	11/26/2008	12/14/2008	Metal	Arsenic	Dissolved	=	2.2	µg/L	EPA 200.8m	0.2	0.5	CRG	
W-3	2008/09-1	Wet	11/26/2008	12/14/2008	Metal	Arsenic	Total	=	3.7	µg/L	EPA 200.8m	0.2	0.5	CRG	
W-3	2008/09-1	Wet	11/26/2008	12/14/2008	Metal	Cadmium	Dissolved	<	0.2	µg/L	EPA 200.8m	0.2	0.4	CRG	
W-3	2008/09-1	Wet	11/26/2008	12/14/2008	Metal	Cadmium	Total	=	0.6	µg/L	EPA 200.8m	0.2	0.4	CRG	
W-3	2008/09-1	Wet	11/26/2008	12/14/2008	Metal	Chromium	Dissolved	DNQ	0.3	µg/L	EPA 200.8m	0.1	0.5	CRG	
W-3	2008/09-1	Wet	11/26/2008	12/14/2008	Metal	Chromium	Total	=	5.6	µg/L	EPA 200.8m	0.1	0.5	CRG	
W-3	2008/09-1	Wet	11/26/2008	12/11/2008	Metal	Chromium VI	Total	<	5	µg/L	SM 3500-Cr D	5	10	CRG	
W-3	2008/09-1	Wet	11/26/2008	12/14/2008	Metal	Copper	Dissolved	=	13.4	µg/L	EPA 200.8m	0.4	0.8	CRG	
W-3	2008/09-1	Wet	11/26/2008	12/14/2008	Metal	Copper	Total	=	65.8	µg/L	EPA 200.8m	0.4	0.8	CRG	
W-3	2008/09-1	Wet	11/26/2008	12/14/2008	Metal	Lead	Dissolved	=	0.16	µg/L	EPA 200.8m	0.05	0.1	CRG	
W-3	2008/09-1	Wet	11/26/2008	12/14/2008	Metal	Lead	Total	=	13.13	µg/L	EPA 200.8m	0.05	0.1	CRG	
W-3	2008/09-1	Wet	11/26/2008	12/11/2008	Metal	Mercury	Dissolved	=	1.5	ng/L	EPA 1631Em	0.5	1	CRG	
W-3	2008/09-1	Wet	11/26/2008	12/11/2008	Metal	Mercury	Total	=	7	ng/L	EPA 1631Em	0.5	1	CRG	
W-3	2008/09-1	Wet	11/26/2008	12/14/2008	Metal	Nickel	Dissolved	=	4.3	µg/L	EPA 200.8m	0.2	0.5	CRG	
W-3	2008/09-1	Wet	11/26/2008	12/14/2008	Metal	Nickel	Total	=	17	µg/L	EPA 200.8m	0.2	0.5	CRG	
W-3	2008/09-1	Wet	11/26/2008	12/14/2008	Metal	Selenium	Dissolved	=	2.9	µg/L	EPA 200.8m	0.2	0.5	CRG	
W-3	2008/09-1	Wet	11/26/2008	12/14/2008	Metal	Selenium	Total	=	2.3	µg/L	EPA 200.8m	0.2	0.5	CRG	
W-3	2008/09-1	Wet	11/26/2008	12/14/2008	Metal	Silver	Dissolved	<	0.5	µg/L	EPA 200.8m	0.5	1	CRG	
W-3	2008/09-1	Wet	11/26/2008	12/14/2008	Metal	Silver	Total	<	0.5	µg/L	EPA 200.8m	0.5	1	CRG	
W-3	2008/09-1	Wet	11/26/2008	12/14/2008	Metal	Thallium	Dissolved	<	0.1	µg/L	EPA 200.8m	0.1	0.5	CRG	
W-3	2008/09-1	Wet	11/26/2008	12/14/2008	Metal	Thallium	Total	<	0.1	µg/L	EPA 200.8m	0.1	0.5	CRG	
W-3	2008/09-1	Wet	11/26/2008	12/14/2008	Metal	Zinc	Dissolved	=	9.9	µg/L	EPA 200.8m	0.1	0.5	CRG	
W-3	2008/09-1	Wet	11/26/2008	12/14/2008	Metal	Zinc	Total	=	93.8	µg/L	EPA 200.8m	0.1	0.5	CRG	
W-3	2008/09-1	Wet	11/26/2008	12/9/2008	Nutrient	Ammonia as N	n/a	=	0.3	mg/L	SM 4500-NH3 F	0.03	0.03	CRG	
W-3	2008/09-1	Wet	11/26/2008	11/27/2008	Nutrient	Nitrate as N	n/a	=	5.05	mg/L	EPA 300.0	0.01	0.05	CRG	
W-3	2008/09-1	Wet	11/26/2008	11/27/2008	Nutrient	Nitrite as N	n/a	=	0.09	mg/L	EPA 300.0	0.01	0.05	CRG	
W-3	2008/09-1	Wet	11/26/2008	11/27/2008	Nutrient	Orthophosphate as P (Diss)	n/a	=	0.6148	mg/L	EPA 300.0	0.0075	0.01	CRG	
W-3	2008/09-1	Wet	11/26/2008	12/22/2008	Nutrient	TKN	n/a	<	0.05	mg/L	EPA 351.1	0.05	0.05	TA	

Appendix F
2008/09 Laboratory Environmental Analysis Results

Site ID	Event ID	Event Type	Sample Date	Analysis Date	Classification	Constituent	Fraction	Sign	Result	Units	Method	MDL	RL	Analyzing Lab	Program Qualification
W-3	2008/09-1	Wet	11/26/2008	11/26/2008	Nutrient	Total Phosphorus	Dissolved	=	0.762	mg/L	SM 4500-P E	0.016	0.05	CRG	
W-3	2008/09-1	Wet	11/26/2008	12/1/2008	Nutrient	Total Phosphorus	Total	=	4.825	mg/L	SM 4500-P E	0.016	0.05	CRG	
W-3	2008/09-1	Wet	11/26/2008	12/16/2008	Organic	1,2,4-Trichlorobenzene	n/a	<	0.01	µg/L	EPA 625m	0.01	0.05	CRG	
W-3	2008/09-1	Wet	11/26/2008	12/16/2008	Organic	1,2-Dichlorobenzene	n/a	<	0.01	µg/L	EPA 625m	0.01	0.05	CRG	
W-3	2008/09-1	Wet	11/26/2008	12/16/2008	Organic	1,3-Dichlorobenzene	n/a	<	0.01	µg/L	EPA 625m	0.01	0.05	CRG	
W-3	2008/09-1	Wet	11/26/2008	12/16/2008	Organic	1,4-Dichlorobenzene	n/a	<	0.01	µg/L	EPA 625m	0.01	0.05	CRG	
W-3	2008/09-1	Wet	11/26/2008	12/16/2008	Organic	1-Methylnaphthalene	n/a	=	0.007	µg/L	EPA 625m	0.001	0.005	CRG	
W-3	2008/09-1	Wet	11/26/2008	12/16/2008	Organic	1-Methylphenanthrene	n/a	<	0.001	µg/L	EPA 625m	0.001	0.005	CRG	
W-3	2008/09-1	Wet	11/26/2008	12/16/2008	Organic	2,3,5-Trimethylnaphthalene	n/a	<	0.001	µg/L	EPA 625m	0.001	0.005	CRG	
W-3	2008/09-1	Wet	11/26/2008	12/16/2008	Organic	2,4,6-Trichlorophenol	n/a	<	0.05	µg/L	EPA 625m	0.05	0.1	CRG	
W-3	2008/09-1	Wet	11/26/2008	12/16/2008	Organic	2,4-Dichlorophenol	n/a	<	0.05	µg/L	EPA 625m	0.05	0.1	CRG	
W-3	2008/09-1	Wet	11/26/2008	12/16/2008	Organic	2,4-Dimethylphenol	n/a	<	0.1	µg/L	EPA 625m	0.1	0.2	CRG	
W-3	2008/09-1	Wet	11/26/2008	12/16/2008	Organic	2,4-Dinitrophenol	n/a	DNQ	0.16	µg/L	EPA 625m	0.1	0.2	CRG	
W-3	2008/09-1	Wet	11/26/2008	12/16/2008	Organic	2,4-Dinitrotoluene	n/a	<	0.05	µg/L	EPA 625m	0.05	0.1	CRG	
W-3	2008/09-1	Wet	11/26/2008	12/16/2008	Organic	2,6-Dimethylnaphthalene	n/a	<	0.001	µg/L	EPA 625m	0.001	0.005	CRG	
W-3	2008/09-1	Wet	11/26/2008	12/16/2008	Organic	2,6-Dinitrotoluene	n/a	<	0.05	µg/L	EPA 625m	0.05	0.1	CRG	
W-3	2008/09-1	Wet	11/26/2008	12/16/2008	Organic	2-Chloronaphthalene	n/a	<	0.05	µg/L	EPA 625m	0.05	0.1	CRG	
W-3	2008/09-1	Wet	11/26/2008	12/16/2008	Organic	2-Chlorophenol	n/a	<	0.05	µg/L	EPA 625m	0.05	0.1	CRG	
W-3	2008/09-1	Wet	11/26/2008	12/16/2008	Organic	2-Methyl-4,6-dinitrophenol	n/a	DNQ	0.126	µg/L	EPA 625m	0.1	0.2	CRG	
W-3	2008/09-1	Wet	11/26/2008	12/16/2008	Organic	2-Methylnaphthalene	n/a	=	0.013	µg/L	EPA 625m	0.001	0.005	CRG	
W-3	2008/09-1	Wet	11/26/2008	12/16/2008	Organic	2-Nitrophenol	n/a	<	0.1	µg/L	EPA 625m	0.1	0.2	CRG	
W-3	2008/09-1	Wet	11/26/2008	12/16/2008	Organic	3,3'-Dichlorobenzidine	n/a	<	0.05	µg/L	EPA 625m	0.05	0.1	CRG	
W-3	2008/09-1	Wet	11/26/2008	12/16/2008	Organic	4-Bromophenyl phenyl ether	n/a	<	0.05	µg/L	EPA 625m	0.05	0.1	CRG	
W-3	2008/09-1	Wet	11/26/2008	12/16/2008	Organic	4-Chloro-3-methylphenol	n/a	<	0.1	µg/L	EPA 625m	0.1	0.2	CRG	
W-3	2008/09-1	Wet	11/26/2008	12/16/2008	Organic	4-Chlorophenyl phenyl ether	n/a	<	0.05	µg/L	EPA 625m	0.05	0.1	CRG	
W-3	2008/09-1	Wet	11/26/2008	12/16/2008	Organic	4-Nitrophenol	n/a	<	0.1	µg/L	EPA 625m	0.1	0.2	CRG	
W-3	2008/09-1	Wet	11/26/2008	12/16/2008	Organic	Acenaphthene	n/a	DNQ	0.0044	µg/L	EPA 625m	0.001	0.005	CRG	
W-3	2008/09-1	Wet	11/26/2008	12/16/2008	Organic	Acenaphthylene	n/a	<	0.001	µg/L	EPA 625m	0.001	0.005	CRG	
W-3	2008/09-1	Wet	11/26/2008	12/16/2008	Organic	Anthracene	n/a	<	0.001	µg/L	EPA 625m	0.001	0.005	CRG	
W-3	2008/09-1	Wet	11/26/2008	12/16/2008	Organic	Azobenzene	n/a	<	0.05	µg/L	EPA 625m	0.05	0.1	CRG	
W-3	2008/09-1	Wet	11/26/2008	12/16/2008	Organic	Benzidine	n/a	<	0.05	µg/L	EPA 625m	0.05	0.1	CRG	
W-3	2008/09-1	Wet	11/26/2008	12/16/2008	Organic	Benzo(a)anthracene	n/a	DNQ	0.0015	µg/L	EPA 625m	0.001	0.005	CRG	
W-3	2008/09-1	Wet	11/26/2008	12/16/2008	Organic	Benzo(a)pyrene	n/a	DNQ	0.0022	µg/L	EPA 625m	0.001	0.005	CRG	
W-3	2008/09-1	Wet	11/26/2008	12/16/2008	Organic	Benzo(b)fluoranthene	n/a	DNQ	0.0029	µg/L	EPA 625m	0.001	0.005	CRG	
W-3	2008/09-1	Wet	11/26/2008	12/16/2008	Organic	Benzo(e)pyrene	n/a	DNQ	0.0022	µg/L	EPA 625m	0.001	0.005	CRG	
W-3	2008/09-1	Wet	11/26/2008	12/16/2008	Organic	Benzo(g,h,i)perylene	n/a	DNQ	0.0029	µg/L	EPA 625m	0.001	0.005	CRG	
W-3	2008/09-1	Wet	11/26/2008	12/16/2008	Organic	Benzo(k)fluoranthene	n/a	DNQ	0.0012	µg/L	EPA 625m	0.001	0.005	CRG	
W-3	2008/09-1	Wet	11/26/2008	12/16/2008	Organic	Biphenyl	n/a	DNQ	0.0027	µg/L	EPA 625m	0.001	0.005	CRG	
W-3	2008/09-1	Wet	11/26/2008	12/16/2008	Organic	Bis(2-chloroethoxy)methane	n/a	<	0.05	µg/L	EPA 625m	0.05	0.1	CRG	
W-3	2008/09-1	Wet	11/26/2008	12/16/2008	Organic	Bis(2-chloroethyl)ether	n/a	<	0.05	µg/L	EPA 625m	0.05	0.1	CRG	
W-3	2008/09-1	Wet	11/26/2008	12/16/2008	Organic	Bis(2-chloroisopropyl)ether	n/a	<	0.05	µg/L	EPA 625m	0.05	0.1	CRG	
W-3	2008/09-1	Wet	11/26/2008	12/16/2008	Organic	Bis(2-ethylhexyl)phthalate	n/a	=	1.225	µg/L	EPA 625m	0.1	0.125	CRG	
W-3	2008/09-1	Wet	11/26/2008	12/16/2008	Organic	Butyl benzyl phthalate	n/a	=	0.108	µg/L	EPA 625m	0.025	0.05	CRG	
W-3	2008/09-1	Wet	11/26/2008	12/16/2008	Organic	Chrysene	n/a	=	0.005	µg/L	EPA 625m	0.001	0.005	CRG	
W-3	2008/09-1	Wet	11/26/2008	12/16/2008	Organic	Dibenz(a,h)anthracene	n/a	DNQ	0.002	µg/L	EPA 625m	0.001	0.005	CRG	
W-3	2008/09-1	Wet	11/26/2008	12/16/2008	Organic	Dibenzothiophene	n/a	DNQ	0.0032	µg/L	EPA 625m	0.001	0.005	CRG	
W-3	2008/09-1	Wet	11/26/2008	12/16/2008	Organic	Diethyl phthalate	n/a	=	0.2	µg/L	EPA 625m	0.1	0.125	CRG	
W-3	2008/09-1	Wet	11/26/2008	12/16/2008	Organic	Dimethyl phthalate	n/a	DNQ	0.059	µg/L	EPA 625m	0.05	0.075	CRG	
W-3	2008/09-1	Wet	11/26/2008	12/16/2008	Organic	Di-n-butylphthalate	n/a	=	0.193	µg/L	EPA 625m	0.075	0.1	CRG	
W-3	2008/09-1	Wet	11/26/2008	12/16/2008	Organic	Di-n-octylphthalate	n/a	<	0.01	µg/L	EPA 625m	0.01	0.02	CRG	
W-3	2008/09-1	Wet	11/26/2008	12/16/2008	Organic	Fluoranthene	n/a	=	0.0085	µg/L	EPA 625m	0.001	0.005	CRG	
W-3	2008/09-1	Wet	11/26/2008	12/16/2008	Organic	Fluorene	n/a	DNQ	0.0023	µg/L	EPA 625m	0.001	0.005	CRG	
W-3	2008/09-1	Wet	11/26/2008	12/16/2008	Organic	Hexachlorobenzene	n/a	<	0.001	µg/L	EPA 625m	0.001	0.005	CRG	
W-3	2008/09-1	Wet	11/26/2008	12/16/2008	Organic	Hexachlorobutadiene	n/a	<	0.05	µg/L	EPA 625m	0.05	0.1	CRG	
W-3	2008/09-1	Wet	11/26/2008	12/16/2008	Organic	Hexachlorocyclopentadiene	n/a	<	0.05	µg/L	EPA 625m	0.05	0.1	CRG	
W-3	2008/09-1	Wet	11/26/2008	12/16/2008	Organic	Hexachloroethane	n/a	<	0.05	µg/L	EPA 625m	0.05	0.1	CRG	

Appendix F
2008/09 Laboratory Environmental Analysis Results

Site ID	Event ID	Event Type	Sample Date	Analysis Date	Classification	Constituent	Fraction	Sign	Result	Units	Method	MDL	RL	Analyzing Lab	Program Qualification
W-3	2008/09-1	Wet	11/26/2008	12/16/2008	Organic	Indeno(1,2,3-cd)pyrene	n/a	DNQ	0.0027	µg/L	EPA 625m	0.001	0.005	CRG	
W-3	2008/09-1	Wet	11/26/2008	12/16/2008	Organic	Isophorone	n/a	<	0.05	µg/L	EPA 625m	0.05	0.1	CRG	
W-3	2008/09-1	Wet	11/26/2008	12/2/2008	Organic	Methyl tert-butyl ether (MTBE)	n/a	<	1	µg/L	EPA 8260B	1	1	Calscience	
W-3	2008/09-1	Wet	11/26/2008	12/16/2008	Organic	Naphthalene	n/a	=	0.013	µg/L	EPA 625m	0.001	0.005	CRG	
W-3	2008/09-1	Wet	11/26/2008	12/16/2008	Organic	Nitrobenzene	n/a	<	0.05	µg/L	EPA 625m	0.05	0.1	CRG	
W-3	2008/09-1	Wet	11/26/2008	12/16/2008	Organic	N-Nitrosodimethylamine	n/a	<	0.05	µg/L	EPA 625m	0.05	0.1	CRG	
W-3	2008/09-1	Wet	11/26/2008	12/16/2008	Organic	N-Nitrosodi-N-propylamine	n/a	<	0.05	µg/L	EPA 625m	0.05	0.1	CRG	
W-3	2008/09-1	Wet	11/26/2008	12/16/2008	Organic	N-Nitrosodiphenylamine	n/a	<	0.05	µg/L	EPA 625m	0.05	0.1	CRG	
W-3	2008/09-1	Wet	11/26/2008	12/16/2008	Organic	Pentachlorophenol	n/a	<	0.05	µg/L	EPA 625m	0.05	0.1	CRG	
W-3	2008/09-1	Wet	11/26/2008	12/16/2008	Organic	Perylene	n/a	DNQ	0.0031	µg/L	EPA 625m	0.001	0.005	CRG	
W-3	2008/09-1	Wet	11/26/2008	12/16/2008	Organic	Phenanthrene	n/a	=	0.0077	µg/L	EPA 625m	0.001	0.005	CRG	
W-3	2008/09-1	Wet	11/26/2008	12/16/2008	Organic	Phenol	n/a	=	0.49	µg/L	EPA 625m	0.1	0.2	CRG	
W-3	2008/09-1	Wet	11/26/2008	12/16/2008	Organic	Pyrene	n/a	=	0.0073	µg/L	EPA 625m	0.001	0.005	CRG	
W-3	2008/09-1	Wet	11/26/2008	12/16/2008	PCB	Aroclor 1016	n/a	<	0.01	µg/L	EPA 625m	0.01	0.02	CRG	
W-3	2008/09-1	Wet	11/26/2008	12/16/2008	PCB	Aroclor 1221	n/a	<	0.01	µg/L	EPA 625m	0.01	0.02	CRG	
W-3	2008/09-1	Wet	11/26/2008	12/16/2008	PCB	Aroclor 1232	n/a	<	0.01	µg/L	EPA 625m	0.01	0.02	CRG	
W-3	2008/09-1	Wet	11/26/2008	12/16/2008	PCB	Aroclor 1242	n/a	<	0.01	µg/L	EPA 625m	0.01	0.02	CRG	
W-3	2008/09-1	Wet	11/26/2008	12/16/2008	PCB	Aroclor 1248	n/a	<	0.01	µg/L	EPA 625m	0.01	0.02	CRG	
W-3	2008/09-1	Wet	11/26/2008	12/16/2008	PCB	Aroclor 1254	n/a	<	0.01	µg/L	EPA 625m	0.01	0.02	CRG	
W-3	2008/09-1	Wet	11/26/2008	12/16/2008	PCB	Aroclor 1260	n/a	<	0.01	µg/L	EPA 625m	0.01	0.02	CRG	
W-3	2008/09-1	Wet	11/26/2008	12/16/2008	PCB	PCB 003	n/a	<	0.001	µg/L	EPA 625m	0.001	0.005	CRG	
W-3	2008/09-1	Wet	11/26/2008	12/16/2008	PCB	PCB 008	n/a	<	0.001	µg/L	EPA 625m	0.001	0.005	CRG	
W-3	2008/09-1	Wet	11/26/2008	12/16/2008	PCB	PCB 018	n/a	<	0.001	µg/L	EPA 625m	0.001	0.005	CRG	
W-3	2008/09-1	Wet	11/26/2008	12/16/2008	PCB	PCB 028	n/a	<	0.001	µg/L	EPA 625m	0.001	0.005	CRG	
W-3	2008/09-1	Wet	11/26/2008	12/16/2008	PCB	PCB 031	n/a	<	0.001	µg/L	EPA 625m	0.001	0.005	CRG	
W-3	2008/09-1	Wet	11/26/2008	12/16/2008	PCB	PCB 033	n/a	<	0.001	µg/L	EPA 625m	0.001	0.005	CRG	
W-3	2008/09-1	Wet	11/26/2008	12/16/2008	PCB	PCB 037	n/a	<	0.001	µg/L	EPA 625m	0.001	0.005	CRG	
W-3	2008/09-1	Wet	11/26/2008	12/16/2008	PCB	PCB 044	n/a	<	0.001	µg/L	EPA 625m	0.001	0.005	CRG	
W-3	2008/09-1	Wet	11/26/2008	12/16/2008	PCB	PCB 049	n/a	<	0.001	µg/L	EPA 625m	0.001	0.005	CRG	
W-3	2008/09-1	Wet	11/26/2008	12/16/2008	PCB	PCB 052	n/a	<	0.001	µg/L	EPA 625m	0.001	0.005	CRG	
W-3	2008/09-1	Wet	11/26/2008	12/16/2008	PCB	PCB 056 + 060	n/a	<	0.001	µg/L	EPA 625m	0.001	0.005	CRG	
W-3	2008/09-1	Wet	11/26/2008	12/16/2008	PCB	PCB 066	n/a	<	0.001	µg/L	EPA 625m	0.001	0.005	CRG	
W-3	2008/09-1	Wet	11/26/2008	12/16/2008	PCB	PCB 070	n/a	<	0.001	µg/L	EPA 625m	0.001	0.005	CRG	
W-3	2008/09-1	Wet	11/26/2008	12/16/2008	PCB	PCB 074	n/a	<	0.001	µg/L	EPA 625m	0.001	0.005	CRG	
W-3	2008/09-1	Wet	11/26/2008	12/16/2008	PCB	PCB 077	n/a	<	0.001	µg/L	EPA 625m	0.001	0.005	CRG	
W-3	2008/09-1	Wet	11/26/2008	12/16/2008	PCB	PCB 081	n/a	<	0.001	µg/L	EPA 625m	0.001	0.005	CRG	
W-3	2008/09-1	Wet	11/26/2008	12/16/2008	PCB	PCB 087	n/a	<	0.001	µg/L	EPA 625m	0.001	0.005	CRG	
W-3	2008/09-1	Wet	11/26/2008	12/16/2008	PCB	PCB 095	n/a	<	0.001	µg/L	EPA 625m	0.001	0.005	CRG	
W-3	2008/09-1	Wet	11/26/2008	12/16/2008	PCB	PCB 097	n/a	<	0.001	µg/L	EPA 625m	0.001	0.005	CRG	
W-3	2008/09-1	Wet	11/26/2008	12/16/2008	PCB	PCB 099	n/a	<	0.001	µg/L	EPA 625m	0.001	0.005	CRG	
W-3	2008/09-1	Wet	11/26/2008	12/16/2008	PCB	PCB 101	n/a	<	0.001	µg/L	EPA 625m	0.001	0.005	CRG	
W-3	2008/09-1	Wet	11/26/2008	12/16/2008	PCB	PCB 105	n/a	<	0.001	µg/L	EPA 625m	0.001	0.005	CRG	
W-3	2008/09-1	Wet	11/26/2008	12/16/2008	PCB	PCB 110	n/a	<	0.001	µg/L	EPA 625m	0.001	0.005	CRG	
W-3	2008/09-1	Wet	11/26/2008	12/16/2008	PCB	PCB 114	n/a	<	0.001	µg/L	EPA 625m	0.001	0.005	CRG	
W-3	2008/09-1	Wet	11/26/2008	12/16/2008	PCB	PCB 118	n/a	<	0.001	µg/L	EPA 625m	0.001	0.005	CRG	
W-3	2008/09-1	Wet	11/26/2008	12/16/2008	PCB	PCB 119	n/a	<	0.001	µg/L	EPA 625m	0.001	0.005	CRG	
W-3	2008/09-1	Wet	11/26/2008	12/16/2008	PCB	PCB 123	n/a	<	0.001	µg/L	EPA 625m	0.001	0.005	CRG	
W-3	2008/09-1	Wet	11/26/2008	12/16/2008	PCB	PCB 126	n/a	<	0.001	µg/L	EPA 625m	0.001	0.005	CRG	
W-3	2008/09-1	Wet	11/26/2008	12/16/2008	PCB	PCB 128	n/a	<	0.001	µg/L	EPA 625m	0.001	0.005	CRG	
W-3	2008/09-1	Wet	11/26/2008	12/16/2008	PCB	PCB 138	n/a	<	0.001	µg/L	EPA 625m	0.001	0.005	CRG	
W-3	2008/09-1	Wet	11/26/2008	12/16/2008	PCB	PCB 141	n/a	<	0.001	µg/L	EPA 625m	0.001	0.005	CRG	
W-3	2008/09-1	Wet	11/26/2008	12/16/2008	PCB	PCB 149	n/a	<	0.001	µg/L	EPA 625m	0.001	0.005	CRG	
W-3	2008/09-1	Wet	11/26/2008	12/16/2008	PCB	PCB 151	n/a	<	0.001	µg/L	EPA 625m	0.001	0.005	CRG	
W-3	2008/09-1	Wet	11/26/2008	12/16/2008	PCB	PCB 153	n/a	<	0.001	µg/L	EPA 625m	0.001	0.005	CRG	
W-3	2008/09-1	Wet	11/26/2008	12/16/2008	PCB	PCB 156	n/a	<	0.001	µg/L	EPA 625m	0.001	0.005	CRG	
W-3	2008/09-1	Wet	11/26/2008	12/16/2008	PCB	PCB 157	n/a	<	0.001	µg/L	EPA 625m	0.001	0.005	CRG	

Appendix F
2008/09 Laboratory Environmental Analysis Results

Site ID	Event ID	Event Type	Sample Date	Analysis Date	Classification	Constituent	Fraction	Sign	Result	Units	Method	MDL	RL	Analyzing Lab	Program Qualification
W-3	2008/09-1	Wet	11/26/2008	12/16/2008	PCB	PCB 158	n/a	<	0.001	µg/L	EPA 625m	0.001	0.005	CRG	
W-3	2008/09-1	Wet	11/26/2008	12/16/2008	PCB	PCB 167	n/a	<	0.001	µg/L	EPA 625m	0.001	0.005	CRG	
W-3	2008/09-1	Wet	11/26/2008	12/16/2008	PCB	PCB 168 + 132	n/a	<	0.001	µg/L	EPA 625m	0.001	0.005	CRG	
W-3	2008/09-1	Wet	11/26/2008	12/16/2008	PCB	PCB 169	n/a	<	0.001	µg/L	EPA 625m	0.001	0.005	CRG	
W-3	2008/09-1	Wet	11/26/2008	12/16/2008	PCB	PCB 170	n/a	<	0.001	µg/L	EPA 625m	0.001	0.005	CRG	
W-3	2008/09-1	Wet	11/26/2008	12/16/2008	PCB	PCB 174	n/a	<	0.001	µg/L	EPA 625m	0.001	0.005	CRG	
W-3	2008/09-1	Wet	11/26/2008	12/16/2008	PCB	PCB 177	n/a	<	0.001	µg/L	EPA 625m	0.001	0.005	CRG	
W-3	2008/09-1	Wet	11/26/2008	12/16/2008	PCB	PCB 180	n/a	<	0.001	µg/L	EPA 625m	0.001	0.005	CRG	
W-3	2008/09-1	Wet	11/26/2008	12/16/2008	PCB	PCB 183	n/a	<	0.001	µg/L	EPA 625m	0.001	0.005	CRG	
W-3	2008/09-1	Wet	11/26/2008	12/16/2008	PCB	PCB 187	n/a	<	0.001	µg/L	EPA 625m	0.001	0.005	CRG	
W-3	2008/09-1	Wet	11/26/2008	12/16/2008	PCB	PCB 189	n/a	<	0.001	µg/L	EPA 625m	0.001	0.005	CRG	
W-3	2008/09-1	Wet	11/26/2008	12/16/2008	PCB	PCB 194	n/a	<	0.001	µg/L	EPA 625m	0.001	0.005	CRG	
W-3	2008/09-1	Wet	11/26/2008	12/16/2008	PCB	PCB 195	n/a	<	0.001	µg/L	EPA 625m	0.001	0.005	CRG	
W-3	2008/09-1	Wet	11/26/2008	12/16/2008	PCB	PCB 200	n/a	<	0.001	µg/L	EPA 625m	0.001	0.005	CRG	
W-3	2008/09-1	Wet	11/26/2008	12/16/2008	PCB	PCB 201	n/a	<	0.001	µg/L	EPA 625m	0.001	0.005	CRG	
W-3	2008/09-1	Wet	11/26/2008	12/16/2008	PCB	PCB 203	n/a	<	0.001	µg/L	EPA 625m	0.001	0.005	CRG	
W-3	2008/09-1	Wet	11/26/2008	12/16/2008	PCB	PCB 206	n/a	<	0.001	µg/L	EPA 625m	0.001	0.005	CRG	
W-3	2008/09-1	Wet	11/26/2008	12/16/2008	PCB	PCB 209	n/a	<	0.001	µg/L	EPA 625m	0.001	0.005	CRG	
W-3	2008/09-1	Wet	11/26/2008	12/9/2008	Pesticide	2,4,5-T	n/a	<	0.5	µg/L	EPA 8151A	0.5	0.5	Calscience	
W-3	2008/09-1	Wet	11/26/2008	12/9/2008	Pesticide	2,4,5-TP (Silvex)	n/a	<	0.5	µg/L	EPA 8151A	0.5	0.5	Calscience	
W-3	2008/09-1	Wet	11/26/2008	12/9/2008	Pesticide	2,4-D	n/a	<	5	µg/L	EPA 8151A	5	5	Calscience	
W-3	2008/09-1	Wet	11/26/2008	12/9/2008	Pesticide	2,4-DB	n/a	<	5	µg/L	EPA 8151A	5	5	Calscience	
W-3	2008/09-1	Wet	11/26/2008	12/16/2008	Pesticide	2,4'-DDD	n/a	<	0.001	µg/L	EPA 625m	0.001	0.005	CRG	
W-3	2008/09-1	Wet	11/26/2008	12/16/2008	Pesticide	2,4'-DDE	n/a	<	0.001	µg/L	EPA 625m	0.001	0.005	CRG	
W-3	2008/09-1	Wet	11/26/2008	12/16/2008	Pesticide	2,4'-DDT	n/a	=	0.0144	µg/L	EPA 625m	0.001	0.005	CRG	
W-3	2008/09-1	Wet	11/26/2008	12/16/2008	Pesticide	4,4'-DDD	n/a	=	0.0369	µg/L	EPA 625m	0.001	0.005	CRG	
W-3	2008/09-1	Wet	11/26/2008	12/16/2008	Pesticide	4,4'-DDE	n/a	=	0.276	µg/L	EPA 625m	0.001	0.005	CRG	
W-3	2008/09-1	Wet	11/26/2008	12/16/2008	Pesticide	4,4'-DDT	n/a	=	0.1008	µg/L	EPA 625m	0.001	0.005	CRG	
W-3	2008/09-1	Wet	11/26/2008	12/16/2008	Pesticide	Aldrin	n/a	<	0.001	µg/L	EPA 625m	0.001	0.005	CRG	
W-3	2008/09-1	Wet	11/26/2008	12/16/2008	Pesticide	BHC-alpha	n/a	<	0.001	µg/L	EPA 625m	0.001	0.005	CRG	
W-3	2008/09-1	Wet	11/26/2008	12/16/2008	Pesticide	BHC-beta	n/a	<	0.001	µg/L	EPA 625m	0.001	0.005	CRG	
W-3	2008/09-1	Wet	11/26/2008	12/16/2008	Pesticide	BHC-delta	n/a	<	0.001	µg/L	EPA 625m	0.001	0.005	CRG	
W-3	2008/09-1	Wet	11/26/2008	12/16/2008	Pesticide	BHC-gamma (Lindane)	n/a	<	0.001	µg/L	EPA 625m	0.001	0.005	CRG	
W-3	2008/09-1	Wet	11/26/2008	12/16/2008	Pesticide	Bolstar	n/a	<	0.002	µg/L	EPA 625m	0.002	0.004	CRG	
W-3	2008/09-1	Wet	11/26/2008	12/16/2008	Pesticide	Chlordane-alpha	n/a	DNQ	0.0034	µg/L	EPA 625m	0.001	0.005	CRG	
W-3	2008/09-1	Wet	11/26/2008	12/16/2008	Pesticide	Chlordane-gamma	n/a	DNQ	0.0018	µg/L	EPA 625m	0.001	0.005	CRG	
W-3	2008/09-1	Wet	11/26/2008	12/16/2008	Pesticide	Chlorpyrifos	n/a	=	4.7321	µg/L	EPA 625m	0.001	0.002	CRG	
W-3	2008/09-1	Wet	11/26/2008	12/16/2008	Pesticide	cis-Nonachlor	n/a	<	0.001	µg/L	EPA 625m	0.001	0.005	CRG	
W-3	2008/09-1	Wet	11/26/2008	12/9/2008	Pesticide	Dalapon	n/a	<	13	µg/L	EPA 8151A	13	13	Calscience	
W-3	2008/09-1	Wet	11/26/2008	12/16/2008	Pesticide	DCPA (Dacthal)	n/a	DNQ	0.0058	µg/L	EPA 625m	0.005	0.01	CRG	
W-3	2008/09-1	Wet	11/26/2008	12/16/2008	Pesticide	Demeton (Total)	n/a	<	0.001	µg/L	EPA 625m	0.001	0.002	CRG	
W-3	2008/09-1	Wet	11/26/2008	12/16/2008	Pesticide	Diazinon	n/a	<	0.002	µg/L	EPA 625m	0.002	0.004	CRG	
W-3	2008/09-1	Wet	11/26/2008	12/9/2008	Pesticide	Dicamba	n/a	<	0.5	µg/L	EPA 8151A	0.5	0.5	Calscience	
W-3	2008/09-1	Wet	11/26/2008	12/9/2008	Pesticide	Dichlorprop	n/a	<	5	µg/L	EPA 8151A	5	5	Calscience	
W-3	2008/09-1	Wet	11/26/2008	12/16/2008	Pesticide	Dichlorvos	n/a	<	0.003	µg/L	EPA 625m	0.003	0.006	CRG	
W-3	2008/09-1	Wet	11/26/2008	12/16/2008	Pesticide	Dieldrin	n/a	<	0.001	µg/L	EPA 625m	0.001	0.005	CRG	
W-3	2008/09-1	Wet	11/26/2008	12/16/2008	Pesticide	Dimethoate	n/a	<	0.003	µg/L	EPA 625m	0.003	0.006	CRG	
W-3	2008/09-1	Wet	11/26/2008	12/9/2008	Pesticide	Dinoseb	n/a	<	2.5	µg/L	EPA 8151A	2.5	2.5	Calscience	
W-3	2008/09-1	Wet	11/26/2008	12/16/2008	Pesticide	Disulfoton	n/a	<	0.001	µg/L	EPA 625m	0.001	0.002	CRG	
W-3	2008/09-1	Wet	11/26/2008	12/16/2008	Pesticide	Endosulfan sulfate	n/a	<	0.001	µg/L	EPA 625m	0.001	0.005	CRG	
W-3	2008/09-1	Wet	11/26/2008	12/16/2008	Pesticide	Endosulfan-I	n/a	<	0.001	µg/L	EPA 625m	0.001	0.005	CRG	
W-3	2008/09-1	Wet	11/26/2008	12/16/2008	Pesticide	Endosulfan-II	n/a	<	0.001	µg/L	EPA 625m	0.001	0.005	CRG	
W-3	2008/09-1	Wet	11/26/2008	12/16/2008	Pesticide	Endrin	n/a	<	0.001	µg/L	EPA 625m	0.001	0.005	CRG	
W-3	2008/09-1	Wet	11/26/2008	12/16/2008	Pesticide	Endrin aldehyde	n/a	<	0.001	µg/L	EPA 625m	0.001	0.005	CRG	
W-3	2008/09-1	Wet	11/26/2008	12/16/2008	Pesticide	Endrin ketone	n/a	<	0.001	µg/L	EPA 625m	0.001	0.005	CRG	
W-3	2008/09-1	Wet	11/26/2008	12/16/2008	Pesticide	Ethoprop	n/a	<	0.001	µg/L	EPA 625m	0.001	0.002	CRG	

Appendix F
2008/09 Laboratory Environmental Analysis Results

Site ID	Event ID	Event Type	Sample Date	Analysis Date	Classification	Constituent	Fraction	Sign	Result	Units	Method	MDL	RL	Analyzing Lab	Program Qualification
W-3	2008/09-1	Wet	11/26/2008	12/16/2008	Pesticide	Fenchlorophos (Ronnel)	n/a	<	0.002	µg/L	EPA 625m	0.002	0.004	CRG	
W-3	2008/09-1	Wet	11/26/2008	12/16/2008	Pesticide	Fensulfothion	n/a	<	0.001	µg/L	EPA 625m	0.001	0.002	CRG	
W-3	2008/09-1	Wet	11/26/2008	12/16/2008	Pesticide	Fenthion	n/a	<	0.002	µg/L	EPA 625m	0.002	0.004	CRG	
W-3	2008/09-1	Wet	11/26/2008	12/9/2008	Pesticide	Glyphosate	n/a	=	29	µg/L	EPA 547	1.8	5	WL	
W-3	2008/09-1	Wet	11/26/2008	12/16/2008	Pesticide	Heptachlor	n/a	<	0.001	µg/L	EPA 625m	0.001	0.005	CRG	
W-3	2008/09-1	Wet	11/26/2008	12/16/2008	Pesticide	Heptachlor epoxide	n/a	<	0.001	µg/L	EPA 625m	0.001	0.005	CRG	
W-3	2008/09-1	Wet	11/26/2008	12/16/2008	Pesticide	Malathion	n/a	=	0.4205	µg/L	EPA 625m	0.003	0.006	CRG	
W-3	2008/09-1	Wet	11/26/2008	12/9/2008	Pesticide	MCPA	n/a	<	500	µg/L	EPA 8151A	500	500	Calscience	
W-3	2008/09-1	Wet	11/26/2008	12/9/2008	Pesticide	MCPP	n/a	<	500	µg/L	EPA 8151A	500	500	Calscience	
W-3	2008/09-1	Wet	11/26/2008	12/16/2008	Pesticide	Merphos	n/a	<	0.001	µg/L	EPA 625m	0.001	0.002	CRG	
W-3	2008/09-1	Wet	11/26/2008	12/16/2008	Pesticide	Methamidophos	n/a	<	0.05	µg/L	EPA 625m	0.05	0.1	CRG	
W-3	2008/09-1	Wet	11/26/2008	12/16/2008	Pesticide	Methoxychlor	n/a	<	0.001	µg/L	EPA 625m	0.001	0.005	CRG	
W-3	2008/09-1	Wet	11/26/2008	12/16/2008	Pesticide	Methyl parathion	n/a	<	0.001	µg/L	EPA 625m	0.001	0.002	CRG	
W-3	2008/09-1	Wet	11/26/2008	12/16/2008	Pesticide	Mevinphos	n/a	<	0.008	µg/L	EPA 625m	0.008	0.016	CRG	
W-3	2008/09-1	Wet	11/26/2008	12/16/2008	Pesticide	Mirex	n/a	<	0.001	µg/L	EPA 625m	0.001	0.005	CRG	
W-3	2008/09-1	Wet	11/26/2008	12/16/2008	Pesticide	Oxychlorodane	n/a	<	0.001	µg/L	EPA 625m	0.001	0.005	CRG	
W-3	2008/09-1	Wet	11/26/2008	12/16/2008	Pesticide	Phorate	n/a	<	0.006	µg/L	EPA 625m	0.006	0.012	CRG	
W-3	2008/09-1	Wet	11/26/2008	12/16/2008	Pesticide	Tetrachlorovinphos (Stirofos)	n/a	<	0.002	µg/L	EPA 625m	0.002	0.004	CRG	
W-3	2008/09-1	Wet	11/26/2008	12/16/2008	Pesticide	Tokuthion	n/a	<	0.003	µg/L	EPA 625m	0.003	0.006	CRG	
W-3	2008/09-1	Wet	11/26/2008	12/19/2008	Pesticide	Toxaphene	n/a	=	0.4211	µg/L	EPA 625m	0.01	0.05	CRG	
W-3	2008/09-1	Wet	11/26/2008	12/16/2008	Pesticide	trans-Nonachlor	n/a	DNQ	0.0021	µg/L	EPA 625m	0.001	0.005	CRG	
W-3	2008/09-1	Wet	11/26/2008	12/16/2008	Pesticide	Trichloronate	n/a	<	0.001	µg/L	EPA 625m	0.001	0.002	CRG	
W-4	2008/09-1	Wet	11/26/2008	12/9/2008	Anion	Bromide	n/a	=	1.428	mg/L	EPA 300.0	0.001	0.005	CRG	
W-4	2008/09-1	Wet	11/26/2008	12/8/2008	Anion	Chloride	n/a	=	69.03	mg/L	EPA 300.0	0.01	0.05	CRG	
W-4	2008/09-1	Wet	11/26/2008	12/3/2008	Anion	Perchlorate	n/a	<	0.36	µg/L	EPA 314.0	0.36	2	Calscience	
W-4	2008/09-1	Wet	11/26/2008	11/27/2008	Bacteriological	E. Coli	n/a	=	6488	MPN/100 mL	MMO-MUG	10	10	VCHCA	
W-4	2008/09-1	Wet	11/26/2008	11/27/2008	Bacteriological	Enterococcus	n/a	=	3640	MPN/100 mL	Enterolent	100	100	VCHCA	
W-4	2008/09-1	Wet	11/26/2008	11/30/2008	Bacteriological	Fecal Coliform	n/a	=	5000	MPN/100 mL	SM 9221 E	2	2	VCHCA	
W-4	2008/09-1	Wet	11/26/2008	11/27/2008	Bacteriological	Total Coliform	n/a	=	866400	MPN/100 mL	MMO-MUG	1000	1000	VCHCA	
W-4	2008/09-1	Wet	11/26/2008	11/26/2008	Conventional	BOD	n/a	=	8.4	mg/L	SM 5210 B	2	2	CRG	
W-4	2008/09-1	Wet	11/26/2008	11/26/2008	Conventional	Conductivity	n/a	=	1527	µmhos/cm	SM 2510	1	1	CRG	
W-4	2008/09-1	Wet	11/26/2008	12/14/2008	Conventional	Hardness as CaCO3	Total	=	479	mg/L	SM 2340 B	1	5	CRG	
W-4	2008/09-1	Wet	11/26/2008	11/26/2008	Conventional	pH	n/a	=	7.5	pH Units	SM 4500H+	0.1	0.1	CRG	
W-4	2008/09-1	Wet	11/26/2008	12/11/2008	Conventional	Total Dissolved Solids	n/a	=	1082	mg/L	SM 2540 C	0.1	5	CRG	
W-4	2008/09-1	Wet	11/26/2008	12/18/2008	Conventional	Total Organic Carbon	n/a	=	10.6	mg/L	SM 5310 B	0.1	0.2	CRG	
W-4	2008/09-1	Wet	11/26/2008	12/1/2008	Conventional	Total Suspended Solids	n/a	=	283	mg/L	SM 2540 D	0.5	5	CRG	
W-4	2008/09-1	Wet	11/26/2008	11/26/2008	Conventional	Turbidity	n/a	=	336	NTU	EPA 180.1	1	2	CRG	
W-4	2008/09-1	Wet	11/26/2008	12/10/2008	Hydrocarbon	Oil and Grease	n/a	<	1	mg/L	EPA 1664A	1	5	CRG	
W-4	2008/09-1	Wet	11/26/2008	12/10/2008	Hydrocarbon	TRPH	n/a	<	1	mg/L	EPA 1664	1	5	CRG	
W-4	2008/09-1	Wet	11/26/2008	12/14/2008	Metal	Aluminum	Dissolved	<	5	µg/L	EPA 200.8m	5	10	CRG	
W-4	2008/09-1	Wet	11/26/2008	12/14/2008	Metal	Aluminum	Total	=	2034	µg/L	EPA 200.8m	5	10	CRG	
W-4	2008/09-1	Wet	11/26/2008	12/14/2008	Metal	Arsenic	Dissolved	=	3.3	µg/L	EPA 200.8m	0.2	0.5	CRG	
W-4	2008/09-1	Wet	11/26/2008	12/14/2008	Metal	Arsenic	Total	=	5.5	µg/L	EPA 200.8m	0.2	0.5	CRG	
W-4	2008/09-1	Wet	11/26/2008	12/14/2008	Metal	Cadmium	Dissolved	<	0.2	µg/L	EPA 200.8m	0.2	0.4	CRG	
W-4	2008/09-1	Wet	11/26/2008	12/14/2008	Metal	Cadmium	Total	=	0.6	µg/L	EPA 200.8m	0.2	0.4	CRG	
W-4	2008/09-1	Wet	11/26/2008	12/14/2008	Metal	Chromium	Dissolved	DNQ	0.1	µg/L	EPA 200.8m	0.1	0.5	CRG	
W-4	2008/09-1	Wet	11/26/2008	12/14/2008	Metal	Chromium	Total	=	4.1	µg/L	EPA 200.8m	0.1	0.5	CRG	
W-4	2008/09-1	Wet	11/26/2008	12/11/2008	Metal	Chromium VI	Total	<	5	µg/L	SM 3500-Cr D	5	10	CRG	
W-4	2008/09-1	Wet	11/26/2008	12/14/2008	Metal	Copper	Dissolved	=	0.8	µg/L	EPA 200.8m	0.4	0.8	CRG	
W-4	2008/09-1	Wet	11/26/2008	12/14/2008	Metal	Copper	Total	=	17.8	µg/L	EPA 200.8m	0.4	0.8	CRG	
W-4	2008/09-1	Wet	11/26/2008	12/14/2008	Metal	Lead	Dissolved	<	0.05	µg/L	EPA 200.8m	0.05	0.1	CRG	
W-4	2008/09-1	Wet	11/26/2008	12/14/2008	Metal	Lead	Total	=	7.18	µg/L	EPA 200.8m	0.05	0.1	CRG	
W-4	2008/09-1	Wet	11/26/2008	12/11/2008	Metal	Mercury	Dissolved	=	1.1	ng/L	EPA 1631Em	0.5	1	CRG	
W-4	2008/09-1	Wet	11/26/2008	12/11/2008	Metal	Mercury	Total	=	12.6	ng/L	EPA 1631Em	0.5	1	CRG	
W-4	2008/09-1	Wet	11/26/2008	12/14/2008	Metal	Nickel	Dissolved	=	5.3	µg/L	EPA 200.8m	0.2	0.5	CRG	
W-4	2008/09-1	Wet	11/26/2008	12/14/2008	Metal	Nickel	Total	=	12.3	µg/L	EPA 200.8m	0.2	0.5	CRG	

Appendix F
2008/09 Laboratory Environmental Analysis Results

Site ID	Event ID	Event Type	Sample Date	Analysis Date	Classification	Constituent	Fraction	Sign	Result	Units	Method	MDL	RL	Analyzing Lab	Program Qualification
W-4	2008/09-1	Wet	11/26/2008	12/14/2008	Metal	Selenium	Dissolved	=	4.4	µg/L	EPA 200.8m	0.2	0.5	CRG	
W-4	2008/09-1	Wet	11/26/2008	12/14/2008	Metal	Selenium	Total	=	4	µg/L	EPA 200.8m	0.2	0.5	CRG	
W-4	2008/09-1	Wet	11/26/2008	12/14/2008	Metal	Silver	Dissolved	<	0.5	µg/L	EPA 200.8m	0.5	1	CRG	
W-4	2008/09-1	Wet	11/26/2008	12/14/2008	Metal	Silver	Total	<	0.5	µg/L	EPA 200.8m	0.5	1	CRG	
W-4	2008/09-1	Wet	11/26/2008	12/14/2008	Metal	Thallium	Dissolved	<	0.1	µg/L	EPA 200.8m	0.1	0.5	CRG	
W-4	2008/09-1	Wet	11/26/2008	12/14/2008	Metal	Thallium	Total	<	0.1	µg/L	EPA 200.8m	0.1	0.5	CRG	
W-4	2008/09-1	Wet	11/26/2008	12/14/2008	Metal	Zinc	Dissolved	=	4.3	µg/L	EPA 200.8m	0.1	0.5	CRG	
W-4	2008/09-1	Wet	11/26/2008	12/14/2008	Metal	Zinc	Total	=	52.7	µg/L	EPA 200.8m	0.1	0.5	CRG	
W-4	2008/09-1	Wet	11/26/2008	12/9/2008	Nutrient	Ammonia as N	n/a	=	0.2	mg/L	SM 4500-NH3 F	0.03	0.03	CRG	
W-4	2008/09-1	Wet	11/26/2008	11/27/2008	Nutrient	Nitrate as N	n/a	=	14.02	mg/L	EPA 300.0	0.01	0.05	CRG	
W-4	2008/09-1	Wet	11/26/2008	11/27/2008	Nutrient	Nitrite as N	n/a	=	0.27	mg/L	EPA 300.0	0.01	0.05	CRG	
W-4	2008/09-1	Wet	11/26/2008	11/27/2008	Nutrient	Orthophosphate as P (Diss)	n/a	=	0.1564	mg/L	EPA 300.0	0.0075	0.01	CRG	
W-4	2008/09-1	Wet	11/26/2008	12/22/2008	Nutrient	TKN	n/a	=	0.12	mg/L	EPA 351.1	0.05	0.05	TA	
W-4	2008/09-1	Wet	11/26/2008	11/26/2008	Nutrient	Total Phosphorus	Dissolved	=	0.158	mg/L	SM 4500-P E	0.016	0.05	CRG	
W-4	2008/09-1	Wet	11/26/2008	12/1/2008	Nutrient	Total Phosphorus	Total	=	1.379	mg/L	SM 4500-P E	0.016	0.05	CRG	
W-4	2008/09-1	Wet	11/26/2008	12/16/2008	Organic	1,2,4-Trichlorobenzene	n/a	<	0.01	µg/L	EPA 625m	0.01	0.05	CRG	
W-4	2008/09-1	Wet	11/26/2008	12/16/2008	Organic	1,2-Dichlorobenzene	n/a	<	0.01	µg/L	EPA 625m	0.01	0.05	CRG	
W-4	2008/09-1	Wet	11/26/2008	12/16/2008	Organic	1,3-Dichlorobenzene	n/a	<	0.01	µg/L	EPA 625m	0.01	0.05	CRG	
W-4	2008/09-1	Wet	11/26/2008	12/16/2008	Organic	1,4-Dichlorobenzene	n/a	<	0.01	µg/L	EPA 625m	0.01	0.05	CRG	
W-4	2008/09-1	Wet	11/26/2008	12/16/2008	Organic	1-Methylnaphthalene	n/a	=	0.007	µg/L	EPA 625m	0.001	0.005	CRG	
W-4	2008/09-1	Wet	11/26/2008	12/16/2008	Organic	1-Methylphenanthrene	n/a	<	0.001	µg/L	EPA 625m	0.001	0.005	CRG	
W-4	2008/09-1	Wet	11/26/2008	12/16/2008	Organic	2,3,5-Trimethylnaphthalene	n/a	DNQ	0.0019	µg/L	EPA 625m	0.001	0.005	CRG	
W-4	2008/09-1	Wet	11/26/2008	12/16/2008	Organic	2,4,6-Trichlorophenol	n/a	<	0.05	µg/L	EPA 625m	0.05	0.1	CRG	
W-4	2008/09-1	Wet	11/26/2008	12/16/2008	Organic	2,4-Dichlorophenol	n/a	<	0.05	µg/L	EPA 625m	0.05	0.1	CRG	
W-4	2008/09-1	Wet	11/26/2008	12/16/2008	Organic	2,4-Dimethylphenol	n/a	<	0.1	µg/L	EPA 625m	0.1	0.2	CRG	
W-4	2008/09-1	Wet	11/26/2008	12/16/2008	Organic	2,4-Dinitrophenol	n/a	<	0.1	µg/L	EPA 625m	0.1	0.2	CRG	
W-4	2008/09-1	Wet	11/26/2008	12/16/2008	Organic	2,4-Dinitrotoluene	n/a	<	0.05	µg/L	EPA 625m	0.05	0.1	CRG	
W-4	2008/09-1	Wet	11/26/2008	12/16/2008	Organic	2,6-Dimethylnaphthalene	n/a	DNQ	0.0045	µg/L	EPA 625m	0.001	0.005	CRG	
W-4	2008/09-1	Wet	11/26/2008	12/16/2008	Organic	2,6-Dinitrotoluene	n/a	<	0.05	µg/L	EPA 625m	0.05	0.1	CRG	
W-4	2008/09-1	Wet	11/26/2008	12/16/2008	Organic	2-Chloronaphthalene	n/a	<	0.05	µg/L	EPA 625m	0.05	0.1	CRG	
W-4	2008/09-1	Wet	11/26/2008	12/16/2008	Organic	2-Chlorophenol	n/a	<	0.05	µg/L	EPA 625m	0.05	0.1	CRG	
W-4	2008/09-1	Wet	11/26/2008	12/16/2008	Organic	2-Methyl-4,6-dinitrophenol	n/a	DNQ	0.101	µg/L	EPA 625m	0.1	0.2	CRG	
W-4	2008/09-1	Wet	11/26/2008	12/16/2008	Organic	2-Methylnaphthalene	n/a	=	0.0143	µg/L	EPA 625m	0.001	0.005	CRG	
W-4	2008/09-1	Wet	11/26/2008	12/16/2008	Organic	2-Nitrophenol	n/a	<	0.1	µg/L	EPA 625m	0.1	0.2	CRG	
W-4	2008/09-1	Wet	11/26/2008	12/16/2008	Organic	3,3'-Dichlorobenzidine	n/a	<	0.05	µg/L	EPA 625m	0.05	0.1	CRG	
W-4	2008/09-1	Wet	11/26/2008	12/16/2008	Organic	4-Bromophenyl phenyl ether	n/a	<	0.05	µg/L	EPA 625m	0.05	0.1	CRG	
W-4	2008/09-1	Wet	11/26/2008	12/16/2008	Organic	4-Chloro-3-methylphenol	n/a	<	0.1	µg/L	EPA 625m	0.1	0.2	CRG	
W-4	2008/09-1	Wet	11/26/2008	12/16/2008	Organic	4-Chlorophenyl phenyl ether	n/a	<	0.05	µg/L	EPA 625m	0.05	0.1	CRG	
W-4	2008/09-1	Wet	11/26/2008	12/16/2008	Organic	4-Nitrophenol	n/a	<	0.1	µg/L	EPA 625m	0.1	0.2	CRG	
W-4	2008/09-1	Wet	11/26/2008	12/16/2008	Organic	Acenaphthene	n/a	=	0.0063	µg/L	EPA 625m	0.001	0.005	CRG	
W-4	2008/09-1	Wet	11/26/2008	12/16/2008	Organic	Acenaphthylene	n/a	<	0.001	µg/L	EPA 625m	0.001	0.005	CRG	
W-4	2008/09-1	Wet	11/26/2008	12/16/2008	Organic	Anthracene	n/a	<	0.001	µg/L	EPA 625m	0.001	0.005	CRG	
W-4	2008/09-1	Wet	11/26/2008	12/16/2008	Organic	Azobenzene	n/a	<	0.05	µg/L	EPA 625m	0.05	0.1	CRG	
W-4	2008/09-1	Wet	11/26/2008	12/16/2008	Organic	Benzidine	n/a	<	0.05	µg/L	EPA 625m	0.05	0.1	CRG	
W-4	2008/09-1	Wet	11/26/2008	12/16/2008	Organic	Benzo(a)anthracene	n/a	DNQ	0.0012	µg/L	EPA 625m	0.001	0.005	CRG	
W-4	2008/09-1	Wet	11/26/2008	12/16/2008	Organic	Benzo(a)pyrene	n/a	DNQ	0.0026	µg/L	EPA 625m	0.001	0.005	CRG	
W-4	2008/09-1	Wet	11/26/2008	12/16/2008	Organic	Benzo(b)fluoranthene	n/a	DNQ	0.0039	µg/L	EPA 625m	0.001	0.005	CRG	
W-4	2008/09-1	Wet	11/26/2008	12/16/2008	Organic	Benzo(e)pyrene	n/a	DNQ	0.0022	µg/L	EPA 625m	0.001	0.005	CRG	
W-4	2008/09-1	Wet	11/26/2008	12/16/2008	Organic	Benzo(g,h,i)perylene	n/a	DNQ	0.0033	µg/L	EPA 625m	0.001	0.005	CRG	
W-4	2008/09-1	Wet	11/26/2008	12/16/2008	Organic	Benzo(k)fluoranthene	n/a	DNQ	0.0011	µg/L	EPA 625m	0.001	0.005	CRG	
W-4	2008/09-1	Wet	11/26/2008	12/16/2008	Organic	Biphenyl	n/a	=	0.0058	µg/L	EPA 625m	0.001	0.005	CRG	
W-4	2008/09-1	Wet	11/26/2008	12/16/2008	Organic	Bis(2-chloroethoxy)methane	n/a	<	0.05	µg/L	EPA 625m	0.05	0.1	CRG	
W-4	2008/09-1	Wet	11/26/2008	12/16/2008	Organic	Bis(2-chloroethyl)ether	n/a	<	0.05	µg/L	EPA 625m	0.05	0.1	CRG	
W-4	2008/09-1	Wet	11/26/2008	12/16/2008	Organic	Bis(2-chloroisopropyl)ether	n/a	<	0.05	µg/L	EPA 625m	0.05	0.1	CRG	
W-4	2008/09-1	Wet	11/26/2008	12/16/2008	Organic	Bis(2-ethylhexyl)phthalate	n/a	=	1	µg/L	EPA 625m	0.1	0.125	CRG	
W-4	2008/09-1	Wet	11/26/2008	12/16/2008	Organic	Butyl benzyl phthalate	n/a	=	0.383	µg/L	EPA 625m	0.025	0.05	CRG	

Appendix F
2008/09 Laboratory Environmental Analysis Results

Site ID	Event ID	Event Type	Sample Date	Analysis Date	Classification	Constituent	Fraction	Sign	Result	Units	Method	MDL	RL	Analyzing Lab	Program Qualification
W-4	2008/09-1	Wet	11/26/2008	12/16/2008	Organic	Chrysene	n/a	=	0.0051	µg/L	EPA 625m	0.001	0.005	CRG	
W-4	2008/09-1	Wet	11/26/2008	12/16/2008	Organic	Dibenz(a,h)anthracene	n/a	=	0.0057	µg/L	EPA 625m	0.001	0.005	CRG	
W-4	2008/09-1	Wet	11/26/2008	12/16/2008	Organic	Dibenzothiophene	n/a	=	0.0081	µg/L	EPA 625m	0.001	0.005	CRG	
W-4	2008/09-1	Wet	11/26/2008	12/16/2008	Organic	Diethyl phthalate	n/a	=	0.734	µg/L	EPA 625m	0.1	0.125	CRG	
W-4	2008/09-1	Wet	11/26/2008	12/16/2008	Organic	Dimethyl phthalate	n/a	=	0.091	µg/L	EPA 625m	0.05	0.075	CRG	
W-4	2008/09-1	Wet	11/26/2008	12/16/2008	Organic	Di-n-butylphthalate	n/a	=	0.177	µg/L	EPA 625m	0.075	0.1	CRG	
W-4	2008/09-1	Wet	11/26/2008	12/16/2008	Organic	Di-n-octylphthalate	n/a	=	0.048	µg/L	EPA 625m	0.01	0.02	CRG	
W-4	2008/09-1	Wet	11/26/2008	12/16/2008	Organic	Fluoranthene	n/a	=	0.0093	µg/L	EPA 625m	0.001	0.005	CRG	
W-4	2008/09-1	Wet	11/26/2008	12/16/2008	Organic	Fluorene	n/a	DNQ	0.0023	µg/L	EPA 625m	0.001	0.005	CRG	
W-4	2008/09-1	Wet	11/26/2008	12/16/2008	Organic	Hexachlorobenzene	n/a	<	0.001	µg/L	EPA 625m	0.001	0.005	CRG	
W-4	2008/09-1	Wet	11/26/2008	12/16/2008	Organic	Hexachlorobutadiene	n/a	<	0.05	µg/L	EPA 625m	0.05	0.1	CRG	
W-4	2008/09-1	Wet	11/26/2008	12/16/2008	Organic	Hexachlorocyclopentadiene	n/a	<	0.05	µg/L	EPA 625m	0.05	0.1	CRG	
W-4	2008/09-1	Wet	11/26/2008	12/16/2008	Organic	Hexachloroethane	n/a	<	0.05	µg/L	EPA 625m	0.05	0.1	CRG	
W-4	2008/09-1	Wet	11/26/2008	12/16/2008	Organic	Indeno(1,2,3-cd)pyrene	n/a	DNQ	0.0037	µg/L	EPA 625m	0.001	0.005	CRG	
W-4	2008/09-1	Wet	11/26/2008	12/16/2008	Organic	Isophorone	n/a	<	0.05	µg/L	EPA 625m	0.05	0.1	CRG	
W-4	2008/09-1	Wet	11/26/2008	12/2/2008	Organic	Methyl tert-butyl ether (MTBE)	n/a	<	1	µg/L	EPA 8260B	1	1	Calscience	
W-4	2008/09-1	Wet	11/26/2008	12/16/2008	Organic	Naphthalene	n/a	=	0.0185	µg/L	EPA 625m	0.001	0.005	CRG	
W-4	2008/09-1	Wet	11/26/2008	12/16/2008	Organic	Nitrobenzene	n/a	<	0.05	µg/L	EPA 625m	0.05	0.1	CRG	
W-4	2008/09-1	Wet	11/26/2008	12/16/2008	Organic	N-Nitrosodimethylamine	n/a	<	0.05	µg/L	EPA 625m	0.05	0.1	CRG	
W-4	2008/09-1	Wet	11/26/2008	12/16/2008	Organic	N-Nitrosodi-N-propylamine	n/a	<	0.05	µg/L	EPA 625m	0.05	0.1	CRG	
W-4	2008/09-1	Wet	11/26/2008	12/16/2008	Organic	N-Nitrosodiphenylamine	n/a	<	0.05	µg/L	EPA 625m	0.05	0.1	CRG	
W-4	2008/09-1	Wet	11/26/2008	12/16/2008	Organic	Pentachlorophenol	n/a	<	0.05	µg/L	EPA 625m	0.05	0.1	CRG	
W-4	2008/09-1	Wet	11/26/2008	12/16/2008	Organic	Perylene	n/a	DNQ	0.0012	µg/L	EPA 625m	0.001	0.005	CRG	
W-4	2008/09-1	Wet	11/26/2008	12/16/2008	Organic	Phenanthrene	n/a	=	0.0098	µg/L	EPA 625m	0.001	0.005	CRG	
W-4	2008/09-1	Wet	11/26/2008	12/16/2008	Organic	Phenol	n/a	=	1.014	µg/L	EPA 625m	0.1	0.2	CRG	
W-4	2008/09-1	Wet	11/26/2008	12/16/2008	Organic	Pyrene	n/a	=	0.0074	µg/L	EPA 625m	0.001	0.005	CRG	
W-4	2008/09-1	Wet	11/26/2008	12/16/2008	PCB	Aroclor 1016	n/a	<	0.01	µg/L	EPA 625m	0.01	0.02	CRG	
W-4	2008/09-1	Wet	11/26/2008	12/16/2008	PCB	Aroclor 1221	n/a	<	0.01	µg/L	EPA 625m	0.01	0.02	CRG	
W-4	2008/09-1	Wet	11/26/2008	12/16/2008	PCB	Aroclor 1232	n/a	<	0.01	µg/L	EPA 625m	0.01	0.02	CRG	
W-4	2008/09-1	Wet	11/26/2008	12/16/2008	PCB	Aroclor 1242	n/a	<	0.01	µg/L	EPA 625m	0.01	0.02	CRG	
W-4	2008/09-1	Wet	11/26/2008	12/16/2008	PCB	Aroclor 1248	n/a	<	0.01	µg/L	EPA 625m	0.01	0.02	CRG	
W-4	2008/09-1	Wet	11/26/2008	12/16/2008	PCB	Aroclor 1254	n/a	<	0.01	µg/L	EPA 625m	0.01	0.02	CRG	
W-4	2008/09-1	Wet	11/26/2008	12/16/2008	PCB	Aroclor 1260	n/a	<	0.01	µg/L	EPA 625m	0.01	0.02	CRG	
W-4	2008/09-1	Wet	11/26/2008	12/16/2008	PCB	PCB 003	n/a	<	0.001	µg/L	EPA 625m	0.001	0.005	CRG	
W-4	2008/09-1	Wet	11/26/2008	12/16/2008	PCB	PCB 008	n/a	<	0.001	µg/L	EPA 625m	0.001	0.005	CRG	
W-4	2008/09-1	Wet	11/26/2008	12/16/2008	PCB	PCB 018	n/a	<	0.001	µg/L	EPA 625m	0.001	0.005	CRG	
W-4	2008/09-1	Wet	11/26/2008	12/16/2008	PCB	PCB 028	n/a	<	0.001	µg/L	EPA 625m	0.001	0.005	CRG	
W-4	2008/09-1	Wet	11/26/2008	12/16/2008	PCB	PCB 031	n/a	<	0.001	µg/L	EPA 625m	0.001	0.005	CRG	
W-4	2008/09-1	Wet	11/26/2008	12/16/2008	PCB	PCB 033	n/a	<	0.001	µg/L	EPA 625m	0.001	0.005	CRG	
W-4	2008/09-1	Wet	11/26/2008	12/16/2008	PCB	PCB 037	n/a	<	0.001	µg/L	EPA 625m	0.001	0.005	CRG	
W-4	2008/09-1	Wet	11/26/2008	12/16/2008	PCB	PCB 044	n/a	<	0.001	µg/L	EPA 625m	0.001	0.005	CRG	
W-4	2008/09-1	Wet	11/26/2008	12/16/2008	PCB	PCB 049	n/a	<	0.001	µg/L	EPA 625m	0.001	0.005	CRG	
W-4	2008/09-1	Wet	11/26/2008	12/16/2008	PCB	PCB 052	n/a	<	0.001	µg/L	EPA 625m	0.001	0.005	CRG	
W-4	2008/09-1	Wet	11/26/2008	12/16/2008	PCB	PCB 056 + 060	n/a	<	0.001	µg/L	EPA 625m	0.001	0.005	CRG	
W-4	2008/09-1	Wet	11/26/2008	12/16/2008	PCB	PCB 066	n/a	<	0.001	µg/L	EPA 625m	0.001	0.005	CRG	
W-4	2008/09-1	Wet	11/26/2008	12/16/2008	PCB	PCB 070	n/a	<	0.001	µg/L	EPA 625m	0.001	0.005	CRG	
W-4	2008/09-1	Wet	11/26/2008	12/16/2008	PCB	PCB 074	n/a	<	0.001	µg/L	EPA 625m	0.001	0.005	CRG	
W-4	2008/09-1	Wet	11/26/2008	12/16/2008	PCB	PCB 077	n/a	<	0.001	µg/L	EPA 625m	0.001	0.005	CRG	
W-4	2008/09-1	Wet	11/26/2008	12/16/2008	PCB	PCB 081	n/a	<	0.001	µg/L	EPA 625m	0.001	0.005	CRG	
W-4	2008/09-1	Wet	11/26/2008	12/16/2008	PCB	PCB 087	n/a	<	0.001	µg/L	EPA 625m	0.001	0.005	CRG	
W-4	2008/09-1	Wet	11/26/2008	12/16/2008	PCB	PCB 095	n/a	<	0.001	µg/L	EPA 625m	0.001	0.005	CRG	
W-4	2008/09-1	Wet	11/26/2008	12/16/2008	PCB	PCB 097	n/a	<	0.001	µg/L	EPA 625m	0.001	0.005	CRG	
W-4	2008/09-1	Wet	11/26/2008	12/16/2008	PCB	PCB 099	n/a	<	0.001	µg/L	EPA 625m	0.001	0.005	CRG	
W-4	2008/09-1	Wet	11/26/2008	12/16/2008	PCB	PCB 101	n/a	<	0.001	µg/L	EPA 625m	0.001	0.005	CRG	
W-4	2008/09-1	Wet	11/26/2008	12/16/2008	PCB	PCB 105	n/a	<	0.001	µg/L	EPA 625m	0.001	0.005	CRG	
W-4	2008/09-1	Wet	11/26/2008	12/16/2008	PCB	PCB 110	n/a	<	0.001	µg/L	EPA 625m	0.001	0.005	CRG	

Appendix F
2008/09 Laboratory Environmental Analysis Results

Site ID	Event ID	Event Type	Sample Date	Analysis Date	Classification	Constituent	Fraction	Sign	Result	Units	Method	MDL	RL	Analyzing Lab	Program Qualification
W-4	2008/09-1	Wet	11/26/2008	12/16/2008	PCB	PCB 114	n/a	<	0.001	µg/L	EPA 625m	0.001	0.005	CRG	
W-4	2008/09-1	Wet	11/26/2008	12/16/2008	PCB	PCB 118	n/a	<	0.001	µg/L	EPA 625m	0.001	0.005	CRG	
W-4	2008/09-1	Wet	11/26/2008	12/16/2008	PCB	PCB 119	n/a	<	0.001	µg/L	EPA 625m	0.001	0.005	CRG	
W-4	2008/09-1	Wet	11/26/2008	12/16/2008	PCB	PCB 123	n/a	<	0.001	µg/L	EPA 625m	0.001	0.005	CRG	
W-4	2008/09-1	Wet	11/26/2008	12/16/2008	PCB	PCB 126	n/a	<	0.001	µg/L	EPA 625m	0.001	0.005	CRG	
W-4	2008/09-1	Wet	11/26/2008	12/16/2008	PCB	PCB 128	n/a	<	0.001	µg/L	EPA 625m	0.001	0.005	CRG	
W-4	2008/09-1	Wet	11/26/2008	12/16/2008	PCB	PCB 138	n/a	<	0.001	µg/L	EPA 625m	0.001	0.005	CRG	
W-4	2008/09-1	Wet	11/26/2008	12/16/2008	PCB	PCB 141	n/a	<	0.001	µg/L	EPA 625m	0.001	0.005	CRG	
W-4	2008/09-1	Wet	11/26/2008	12/16/2008	PCB	PCB 149	n/a	<	0.001	µg/L	EPA 625m	0.001	0.005	CRG	
W-4	2008/09-1	Wet	11/26/2008	12/16/2008	PCB	PCB 151	n/a	<	0.001	µg/L	EPA 625m	0.001	0.005	CRG	
W-4	2008/09-1	Wet	11/26/2008	12/16/2008	PCB	PCB 153	n/a	<	0.001	µg/L	EPA 625m	0.001	0.005	CRG	
W-4	2008/09-1	Wet	11/26/2008	12/16/2008	PCB	PCB 156	n/a	<	0.001	µg/L	EPA 625m	0.001	0.005	CRG	
W-4	2008/09-1	Wet	11/26/2008	12/16/2008	PCB	PCB 157	n/a	<	0.001	µg/L	EPA 625m	0.001	0.005	CRG	
W-4	2008/09-1	Wet	11/26/2008	12/16/2008	PCB	PCB 158	n/a	<	0.001	µg/L	EPA 625m	0.001	0.005	CRG	
W-4	2008/09-1	Wet	11/26/2008	12/16/2008	PCB	PCB 167	n/a	<	0.001	µg/L	EPA 625m	0.001	0.005	CRG	
W-4	2008/09-1	Wet	11/26/2008	12/16/2008	PCB	PCB 168 + 132	n/a	<	0.001	µg/L	EPA 625m	0.001	0.005	CRG	
W-4	2008/09-1	Wet	11/26/2008	12/16/2008	PCB	PCB 169	n/a	<	0.001	µg/L	EPA 625m	0.001	0.005	CRG	
W-4	2008/09-1	Wet	11/26/2008	12/16/2008	PCB	PCB 170	n/a	<	0.001	µg/L	EPA 625m	0.001	0.005	CRG	
W-4	2008/09-1	Wet	11/26/2008	12/16/2008	PCB	PCB 174	n/a	<	0.001	µg/L	EPA 625m	0.001	0.005	CRG	
W-4	2008/09-1	Wet	11/26/2008	12/16/2008	PCB	PCB 177	n/a	<	0.001	µg/L	EPA 625m	0.001	0.005	CRG	
W-4	2008/09-1	Wet	11/26/2008	12/16/2008	PCB	PCB 180	n/a	<	0.001	µg/L	EPA 625m	0.001	0.005	CRG	
W-4	2008/09-1	Wet	11/26/2008	12/16/2008	PCB	PCB 183	n/a	<	0.001	µg/L	EPA 625m	0.001	0.005	CRG	
W-4	2008/09-1	Wet	11/26/2008	12/16/2008	PCB	PCB 187	n/a	<	0.001	µg/L	EPA 625m	0.001	0.005	CRG	
W-4	2008/09-1	Wet	11/26/2008	12/16/2008	PCB	PCB 189	n/a	<	0.001	µg/L	EPA 625m	0.001	0.005	CRG	
W-4	2008/09-1	Wet	11/26/2008	12/16/2008	PCB	PCB 194	n/a	<	0.001	µg/L	EPA 625m	0.001	0.005	CRG	
W-4	2008/09-1	Wet	11/26/2008	12/16/2008	PCB	PCB 195	n/a	<	0.001	µg/L	EPA 625m	0.001	0.005	CRG	
W-4	2008/09-1	Wet	11/26/2008	12/16/2008	PCB	PCB 200	n/a	<	0.001	µg/L	EPA 625m	0.001	0.005	CRG	
W-4	2008/09-1	Wet	11/26/2008	12/16/2008	PCB	PCB 201	n/a	<	0.001	µg/L	EPA 625m	0.001	0.005	CRG	
W-4	2008/09-1	Wet	11/26/2008	12/16/2008	PCB	PCB 203	n/a	<	0.001	µg/L	EPA 625m	0.001	0.005	CRG	
W-4	2008/09-1	Wet	11/26/2008	12/16/2008	PCB	PCB 206	n/a	<	0.001	µg/L	EPA 625m	0.001	0.005	CRG	
W-4	2008/09-1	Wet	11/26/2008	12/16/2008	PCB	PCB 209	n/a	<	0.001	µg/L	EPA 625m	0.001	0.005	CRG	
W-4	2008/09-1	Wet	11/26/2008	12/9/2008	Pesticide	2,4,5-T	n/a	<	0.5	µg/L	EPA 8151A	0.5	0.5	Calscience	
W-4	2008/09-1	Wet	11/26/2008	12/9/2008	Pesticide	2,4,5-TP (Silvex)	n/a	<	0.5	µg/L	EPA 8151A	0.5	0.5	Calscience	
W-4	2008/09-1	Wet	11/26/2008	12/9/2008	Pesticide	2,4-D	n/a	<	5	µg/L	EPA 8151A	5	5	Calscience	
W-4	2008/09-1	Wet	11/26/2008	12/9/2008	Pesticide	2,4-DB	n/a	<	5	µg/L	EPA 8151A	5	5	Calscience	
W-4	2008/09-1	Wet	11/26/2008	12/16/2008	Pesticide	2,4'-DDD	n/a	=	0.0164	µg/L	EPA 625m	0.001	0.005	CRG	
W-4	2008/09-1	Wet	11/26/2008	12/16/2008	Pesticide	2,4'-DDE	n/a	=	0.0059	µg/L	EPA 625m	0.001	0.005	CRG	
W-4	2008/09-1	Wet	11/26/2008	12/16/2008	Pesticide	2,4'-DDT	n/a	<	0.001	µg/L	EPA 625m	0.001	0.005	CRG	
W-4	2008/09-1	Wet	11/26/2008	12/16/2008	Pesticide	4,4'-DDD	n/a	=	0.0485	µg/L	EPA 625m	0.001	0.005	CRG	
W-4	2008/09-1	Wet	11/26/2008	12/16/2008	Pesticide	4,4'-DDE	n/a	=	0.2683	µg/L	EPA 625m	0.001	0.005	CRG	
W-4	2008/09-1	Wet	11/26/2008	12/16/2008	Pesticide	4,4'-DDT	n/a	=	0.0198	µg/L	EPA 625m	0.001	0.005	CRG	
W-4	2008/09-1	Wet	11/26/2008	12/16/2008	Pesticide	Aldrin	n/a	<	0.001	µg/L	EPA 625m	0.001	0.005	CRG	
W-4	2008/09-1	Wet	11/26/2008	12/16/2008	Pesticide	BHC-alpha	n/a	<	0.001	µg/L	EPA 625m	0.001	0.005	CRG	
W-4	2008/09-1	Wet	11/26/2008	12/16/2008	Pesticide	BHC-beta	n/a	<	0.001	µg/L	EPA 625m	0.001	0.005	CRG	
W-4	2008/09-1	Wet	11/26/2008	12/16/2008	Pesticide	BHC-delta	n/a	<	0.001	µg/L	EPA 625m	0.001	0.005	CRG	
W-4	2008/09-1	Wet	11/26/2008	12/16/2008	Pesticide	BHC-gamma (Lindane)	n/a	<	0.001	µg/L	EPA 625m	0.001	0.005	CRG	
W-4	2008/09-1	Wet	11/26/2008	12/16/2008	Pesticide	Bolstar	n/a	<	0.002	µg/L	EPA 625m	0.002	0.004	CRG	
W-4	2008/09-1	Wet	11/26/2008	12/16/2008	Pesticide	Chlordane-alpha	n/a	=	0.0061	µg/L	EPA 625m	0.001	0.005	CRG	
W-4	2008/09-1	Wet	11/26/2008	12/16/2008	Pesticide	Chlordane-gamma	n/a	=	0.0065	µg/L	EPA 625m	0.001	0.005	CRG	
W-4	2008/09-1	Wet	11/26/2008	12/16/2008	Pesticide	Chlorpyrifos	n/a	=	4.0452	µg/L	EPA 625m	0.001	0.002	CRG	
W-4	2008/09-1	Wet	11/26/2008	12/16/2008	Pesticide	cis-Nonachlor	n/a	DNQ	0.0011	µg/L	EPA 625m	0.001	0.005	CRG	
W-4	2008/09-1	Wet	11/26/2008	12/9/2008	Pesticide	Dalapon	n/a	<	13	µg/L	EPA 8151A	13	13	Calscience	
W-4	2008/09-1	Wet	11/26/2008	12/16/2008	Pesticide	DCPA (Dacthal)	n/a	=	0.0322	µg/L	EPA 625m	0.005	0.01	CRG	
W-4	2008/09-1	Wet	11/26/2008	12/16/2008	Pesticide	Demeton (Total)	n/a	<	0.001	µg/L	EPA 625m	0.001	0.002	CRG	
W-4	2008/09-1	Wet	11/26/2008	12/16/2008	Pesticide	Diazinon	n/a	=	0.013	µg/L	EPA 625m	0.002	0.004	CRG	
W-4	2008/09-1	Wet	11/26/2008	12/9/2008	Pesticide	Dicamba	n/a	<	0.5	µg/L	EPA 8151A	0.5	0.5	Calscience	

Appendix F
2008/09 Laboratory Environmental Analysis Results

Site ID	Event ID	Event Type	Sample Date	Analysis Date	Classification	Constituent	Fraction	Sign	Result	Units	Method	MDL	RL	Analyzing Lab	Program Qualification
W-4	2008/09-1	Wet	11/26/2008	12/9/2008	Pesticide	Dichlorprop	n/a	<	5	µg/L	EPA 8151A	5	5	Calscience	
W-4	2008/09-1	Wet	11/26/2008	12/16/2008	Pesticide	Dichlorvos	n/a	<	0.003	µg/L	EPA 625m	0.003	0.006	CRG	
W-4	2008/09-1	Wet	11/26/2008	12/16/2008	Pesticide	Dieldrin	n/a	<	0.001	µg/L	EPA 625m	0.001	0.005	CRG	
W-4	2008/09-1	Wet	11/26/2008	12/16/2008	Pesticide	Dimethoate	n/a	<	0.003	µg/L	EPA 625m	0.003	0.006	CRG	
W-4	2008/09-1	Wet	11/26/2008	12/9/2008	Pesticide	Dinoseb	n/a	<	2.5	µg/L	EPA 8151A	2.5	2.5	Calscience	
W-4	2008/09-1	Wet	11/26/2008	12/16/2008	Pesticide	Disulfoton	n/a	<	0.001	µg/L	EPA 625m	0.001	0.002	CRG	
W-4	2008/09-1	Wet	11/26/2008	12/16/2008	Pesticide	Endosulfan sulfate	n/a	<	0.001	µg/L	EPA 625m	0.001	0.005	CRG	
W-4	2008/09-1	Wet	11/26/2008	12/16/2008	Pesticide	Endosulfan-I	n/a	<	0.001	µg/L	EPA 625m	0.001	0.005	CRG	
W-4	2008/09-1	Wet	11/26/2008	12/16/2008	Pesticide	Endosulfan-II	n/a	<	0.001	µg/L	EPA 625m	0.001	0.005	CRG	
W-4	2008/09-1	Wet	11/26/2008	12/16/2008	Pesticide	Endrin	n/a	<	0.001	µg/L	EPA 625m	0.001	0.005	CRG	
W-4	2008/09-1	Wet	11/26/2008	12/16/2008	Pesticide	Endrin aldehyde	n/a	<	0.001	µg/L	EPA 625m	0.001	0.005	CRG	
W-4	2008/09-1	Wet	11/26/2008	12/16/2008	Pesticide	Endrin ketone	n/a	<	0.001	µg/L	EPA 625m	0.001	0.005	CRG	
W-4	2008/09-1	Wet	11/26/2008	12/16/2008	Pesticide	Ethoprop	n/a	<	0.001	µg/L	EPA 625m	0.001	0.002	CRG	
W-4	2008/09-1	Wet	11/26/2008	12/16/2008	Pesticide	Fenchlorophos (Ronnel)	n/a	<	0.002	µg/L	EPA 625m	0.002	0.004	CRG	
W-4	2008/09-1	Wet	11/26/2008	12/16/2008	Pesticide	Fensulfothion	n/a	<	0.001	µg/L	EPA 625m	0.001	0.002	CRG	
W-4	2008/09-1	Wet	11/26/2008	12/16/2008	Pesticide	Fenthion	n/a	<	0.002	µg/L	EPA 625m	0.002	0.004	CRG	
W-4	2008/09-1	Wet	11/26/2008	12/9/2008	Pesticide	Glyphosate	n/a	<	1.8	µg/L	EPA 547	1.8	5	WL	
W-4	2008/09-1	Wet	11/26/2008	12/16/2008	Pesticide	Heptachlor	n/a	<	0.001	µg/L	EPA 625m	0.001	0.005	CRG	
W-4	2008/09-1	Wet	11/26/2008	12/16/2008	Pesticide	Heptachlor epoxide	n/a	<	0.001	µg/L	EPA 625m	0.001	0.005	CRG	
W-4	2008/09-1	Wet	11/26/2008	12/16/2008	Pesticide	Malathion	n/a	=	2.3063	µg/L	EPA 625m	0.003	0.006	CRG	
W-4	2008/09-1	Wet	11/26/2008	12/9/2008	Pesticide	MCPA	n/a	<	500	µg/L	EPA 8151A	500	500	Calscience	
W-4	2008/09-1	Wet	11/26/2008	12/9/2008	Pesticide	MCPP	n/a	<	500	µg/L	EPA 8151A	500	500	Calscience	
W-4	2008/09-1	Wet	11/26/2008	12/16/2008	Pesticide	Merphos	n/a	<	0.001	µg/L	EPA 625m	0.001	0.002	CRG	
W-4	2008/09-1	Wet	11/26/2008	12/16/2008	Pesticide	Methamidophos	n/a	<	0.05	µg/L	EPA 625m	0.05	0.1	CRG	
W-4	2008/09-1	Wet	11/26/2008	12/16/2008	Pesticide	Methoxychlor	n/a	<	0.001	µg/L	EPA 625m	0.001	0.005	CRG	
W-4	2008/09-1	Wet	11/26/2008	12/16/2008	Pesticide	Methyl parathion	n/a	<	0.001	µg/L	EPA 625m	0.001	0.002	CRG	
W-4	2008/09-1	Wet	11/26/2008	12/16/2008	Pesticide	Mevinphos	n/a	<	0.008	µg/L	EPA 625m	0.008	0.016	CRG	
W-4	2008/09-1	Wet	11/26/2008	12/16/2008	Pesticide	Mirex	n/a	<	0.001	µg/L	EPA 625m	0.001	0.005	CRG	
W-4	2008/09-1	Wet	11/26/2008	12/16/2008	Pesticide	Oxychlorane	n/a	<	0.001	µg/L	EPA 625m	0.001	0.005	CRG	
W-4	2008/09-1	Wet	11/26/2008	12/16/2008	Pesticide	Phorate	n/a	<	0.006	µg/L	EPA 625m	0.006	0.012	CRG	
W-4	2008/09-1	Wet	11/26/2008	12/16/2008	Pesticide	Tetrachlorovinphos (Stirofos)	n/a	<	0.002	µg/L	EPA 625m	0.002	0.004	CRG	
W-4	2008/09-1	Wet	11/26/2008	12/16/2008	Pesticide	Tokuthion	n/a	<	0.003	µg/L	EPA 625m	0.003	0.006	CRG	
W-4	2008/09-1	Wet	11/26/2008	12/19/2008	Pesticide	Toxaphene	n/a	=	0.6403	µg/L	EPA 625m	0.01	0.05	CRG	
W-4	2008/09-1	Wet	11/26/2008	12/16/2008	Pesticide	trans-Nonachlor	n/a	DNQ	0.0044	µg/L	EPA 625m	0.001	0.005	CRG	
W-4	2008/09-1	Wet	11/26/2008	12/16/2008	Pesticide	Trichloronate	n/a	<	0.001	µg/L	EPA 625m	0.001	0.002	CRG	

APPENDIX G

2008/09 QA/QC Analysis Results

Appendix G
2008/09 QA/QC Analysis Results

Event ID	Site ID	QA/QC Sample Type	Analysis Date	Classification	Constituent	Fraction	Sign	Result	Units	Method	MDL	RL	QA LCL	QA UCL	DQO Comp.
2008/09-1	A-1	field duplicate	12/9/2008	Anion	Bromide	n/a	=	1.736	mg/L	EPA 300.0	0.001	0.005			
2008/09-1	A-1	lab duplicate	12/9/2008	Anion	Bromide	n/a	=	1.744	mg/L	EPA 300.0	0.001	0.005	0	30	
2008/09-1	A-1	matrix spike	12/9/2008	Anion	Bromide	n/a	=	4.239	mg/L	EPA 300.0	0.001	0.005			
2008/09-1	A-1	matrix spike dup	12/9/2008	Anion	Bromide	n/a	=	4.306	mg/L	EPA 300.0	0.001	0.005			
2008/09-1	A-1	matrix spike dup, rec	12/9/2008	Anion	Bromide	n/a	=	103	%	EPA 300.0	-88	-88	70	130	
2008/09-1	A-1	matrix spike, rec	12/9/2008	Anion	Bromide	n/a	=	100	%	EPA 300.0	-88	-88	70	130	
2008/09-1	A-1	matrix spike, RPD	12/9/2008	Anion	Bromide	n/a	=	3	%	EPA 300.0	-88	-88	0	30	
2008/09-1	Lab	LCS	12/9/2008	Anion	Bromide	n/a	=	0.706	mg/L	EPA 300.0	0.001	0.005			
2008/09-1	Lab	LCS dup	12/9/2008	Anion	Bromide	n/a	=	0.721	mg/L	EPA 300.0	0.001	0.005			
2008/09-1	Lab	LCS dup, rec	12/9/2008	Anion	Bromide	n/a	=	103	%	EPA 300.0	-88	-88	70	130	
2008/09-1	Lab	LCS, rec	12/9/2008	Anion	Bromide	n/a	=	101	%	EPA 300.0	-88	-88	70	130	
2008/09-1	Lab	LCS, RPD	12/9/2008	Anion	Bromide	n/a	=	2	%	EPA 300.0	-88	-88	0	30	
2008/09-1	Lab	method blank	12/9/2008	Anion	Bromide	n/a	<	0.001	mg/L	EPA 300.0	0.001	0.005			
2008/09-1	A-1	field duplicate	12/8/2008	Anion	Chloride	n/a	=	125.74	mg/L	EPA 300.0	0.01	0.05			
2008/09-1	A-1	lab duplicate	12/8/2008	Anion	Chloride	n/a	=	130.32	mg/L	EPA 300.0	0.01	0.05	0	30	
2008/09-1	A-1	matrix spike	12/8/2008	Anion	Chloride	n/a	=	786.24	mg/L	EPA 300.0	0.01	0.05			
2008/09-1	A-1	matrix spike dup	12/8/2008	Anion	Chloride	n/a	=	793.76	mg/L	EPA 300.0	0.01	0.05			
2008/09-1	A-1	matrix spike dup, rec	12/8/2008	Anion	Chloride	n/a	=	106	%	EPA 300.0	-88	-88	70	130	
2008/09-1	A-1	matrix spike, rec	12/8/2008	Anion	Chloride	n/a	=	105	%	EPA 300.0	-88	-88	70	130	
2008/09-1	A-1	matrix spike, RPD	12/8/2008	Anion	Chloride	n/a	=	1	%	EPA 300.0	-88	-88	0	30	
2008/09-1	Lab	LCS	12/8/2008	Anion	Chloride	n/a	=	25.87	mg/L	EPA 300.0	0.01	0.05			
2008/09-1	Lab	LCS dup	12/8/2008	Anion	Chloride	n/a	=	25.81	mg/L	EPA 300.0	0.01	0.05			
2008/09-1	Lab	LCS dup, rec	12/8/2008	Anion	Chloride	n/a	=	103	%	EPA 300.0	-88	-88	70	130	
2008/09-1	Lab	LCS, rec	12/8/2008	Anion	Chloride	n/a	=	103	%	EPA 300.0	-88	-88	70	130	
2008/09-1	Lab	LCS, RPD	12/8/2008	Anion	Chloride	n/a	=	0	%	EPA 300.0	-88	-88	0	30	
2008/09-1	Lab	method blank	12/8/2008	Anion	Chloride	n/a	<	0.01	mg/L	EPA 300.0	0.01	0.05			
2008/09-1	A-1	field duplicate	12/3/2008	Anion	Perchlorate	n/a	<	0.72	µg/L	EPA 314.0	0.72	4			
2008/09-1	Lab	LCS	12/3/2008	Anion	Perchlorate	n/a	=	25.38	µg/L	EPA 314.0	0.36	2			
2008/09-1	Lab	LCS dup	12/3/2008	Anion	Perchlorate	n/a	=	25.52	µg/L	EPA 314.0	0.36	2			
2008/09-1	Lab	LCS dup, rec	12/3/2008	Anion	Perchlorate	n/a	=	102	%	EPA 314.0	-88	-88	85	115	
2008/09-1	Lab	LCS, rec	12/3/2008	Anion	Perchlorate	n/a	=	102	%	EPA 314.0	-88	-88	85	115	
2008/09-1	Lab	LCS, RPD	12/3/2008	Anion	Perchlorate	n/a	=	1	%	EPA 314.0	-88	-88	0	15	
2008/09-1	Lab	method blank	12/3/2008	Anion	Perchlorate	n/a	<	0.36	µg/L	EPA 314.0	0.36	2			
2008/09-1	ME-CC	matrix spike	12/3/2008	Anion	Perchlorate	n/a	=	15.34	µg/L	EPA 314.0	0.36	2			
2008/09-1	ME-CC	matrix spike dup	12/3/2008	Anion	Perchlorate	n/a	=	14.54	µg/L	EPA 314.0	0.36	2			
2008/09-1	ME-CC	matrix spike dup, rec	12/3/2008	Anion	Perchlorate	n/a	=	145	%	EPA 314.0	-88	-88	80	120	
2008/09-1	ME-CC	matrix spike, rec	12/3/2008	Anion	Perchlorate	n/a	=	153	%	EPA 314.0	-88	-88	80	120	
2008/09-1	ME-CC	matrix spike, RPD	12/3/2008	Anion	Perchlorate	n/a	=	5	%	EPA 314.0	-88	-88	0	15	
2008/09-1	A-1	field duplicate	11/26/2008	Bacteriological	E. Coli	n/a	=	359	MPN/100 mL	MMO-MUG	10	10			
2008/09-1	A-1	field duplicate	11/26/2008	Bacteriological	Enterococcus	n/a	=	2005	MPN/100 mL	Enterolert	10	10			
2008/09-1	A-1	field duplicate	11/26/2008	Bacteriological	Fecal Coliform	n/a	=	500	MPN/100 mL	SM 9221 E	2	2			
2008/09-1	A-1	field duplicate	11/26/2008	Bacteriological	Total Coliform	n/a	=	1553100	MPN/100 mL	MMO-MUG	1000	1000			
2008/09-1	A-1	field duplicate	11/26/2008	Conventional	BOD	n/a	=	4.19	mg/L	SM 5210 B	2	2			
2008/09-1	Lab	method blank	11/26/2008	Conventional	BOD	n/a	<	2	mg/L	SM 5210 B	2	2			
2008/09-1	A-1	field duplicate	11/26/2008	Conventional	Conductivity	n/a	=	4560	µmhos/cm	SM 2510	0.001	0.001			
2008/09-1	ME-CC	lab duplicate	11/26/2008	Conventional	Conductivity	n/a	=	826	µmhos/cm	SM 2510	0.001	0.001	0	30	
2008/09-1	Lab	method blank	12/14/2008	Conventional	Hardness as CaCO3	n/a	<	1	mg/L	SM 2340 B	1	5			
2008/09-1	ME-CC	lab duplicate	12/14/2008	Conventional	Hardness as CaCO3	n/a	=	182.1	mg/L	SM 2340 B	1	5	0	30	
2008/09-1	A-1	field duplicate	12/14/2008	Conventional	Hardness as CaCO3	Total	=	838	mg/L	SM 2340 B	1	5			
2008/09-1	A-1	field duplicate	11/26/2008	Conventional	pH	n/a	=	7.8	pH Units	SM 4500H+	0.1	0.1			
2008/09-1	ME-CC	lab duplicate	11/26/2008	Conventional	pH	n/a	=	7.6	pH Units	SM 4500H+	0.1	0.1	0	30	
2008/09-1	A-1	field duplicate	12/1/2008	Conventional	Total Dissolved Solids	n/a	=	2262	mg/L	SM 2540 C	0.1	5			
2008/09-1	Lab	LCS	12/1/2008	Conventional	Total Dissolved Solids	n/a	=	24800	mg/L	SM 2540 C	0.1	5			
2008/09-1	Lab	LCS dup	12/1/2008	Conventional	Total Dissolved Solids	n/a	=	72100	mg/L	SM 2540 C	0.1	5			
2008/09-1	Lab	LCS dup, rec	12/1/2008	Conventional	Total Dissolved Solids	n/a	=	103	%	SM 2540 C	-88	-88	70	130	
2008/09-1	Lab	LCS, rec	12/1/2008	Conventional	Total Dissolved Solids	n/a	=	99	%	SM 2540 C	-88	-88	70	130	

Appendix G
2008/09 QA/QC Analysis Results

Event ID	Site ID	QA/QC Sample Type	Analysis Date	Classification	Constituent	Fraction	Sign	Result	Units	Method	MDL	RL	QA LCL	QA UCL	DQO Comp.
2008/09-1	Lab	LCS, RPD	12/1/2008	Conventional	Total Dissolved Solids	n/a	=	4	%	SM 2540 C	-88	-88	0	30	
2008/09-1	Lab	method blank	12/1/2008	Conventional	Total Dissolved Solids	n/a	<	0.1	mg/L	SM 2540 C	0.1	5			
2008/09-1	ME-CC	lab duplicate	12/1/2008	Conventional	Total Dissolved Solids	n/a	=	378	mg/L	SM 2540 C	0.1	5	0	30	
2008/09-1	A-1	field duplicate	12/18/2008	Conventional	Total Organic Carbon	n/a	=	18.3	mg/L	SM 5310 B	0.1	0.2			
2008/09-1	Lab	LCS	12/18/2008	Conventional	Total Organic Carbon	n/a	=	5.5	mg/L	SM 5310 B	0.1	0.2			
2008/09-1	Lab	LCS dup	12/18/2008	Conventional	Total Organic Carbon	n/a	=	5.3	mg/L	SM 5310 B	0.1	0.2			
2008/09-1	Lab	LCS dup, rec	12/18/2008	Conventional	Total Organic Carbon	n/a	=	106	%	SM 5310 B	-88	-88	50	150	
2008/09-1	Lab	LCS, rec	12/18/2008	Conventional	Total Organic Carbon	n/a	=	110	%	SM 5310 B	-88	-88	50	150	
2008/09-1	Lab	LCS, RPD	12/18/2008	Conventional	Total Organic Carbon	n/a	=	4	%	SM 5310 B	-88	-88	0	30	
2008/09-1	Lab	method blank	12/18/2008	Conventional	Total Organic Carbon	n/a	<	0.1	mg/L	SM 5310 B	0.1	0.2			
2008/09-1	ME-CC	lab duplicate	12/18/2008	Conventional	Total Organic Carbon	n/a	=	13.5	mg/L	SM 5310 B	0.1	0.2	0	30	
2008/09-1	ME-CC	matrix spike	12/18/2008	Conventional	Total Organic Carbon	n/a	=	120.7	mg/L	SM 5310 B	0.1	0.2			
2008/09-1	ME-CC	matrix spike dup	12/18/2008	Conventional	Total Organic Carbon	n/a	=	123.1	mg/L	SM 5310 B	0.1	0.2			
2008/09-1	ME-CC	matrix spike dup, rec	12/18/2008	Conventional	Total Organic Carbon	n/a	=	110	%	SM 5310 B	-88	-88	50	150	
2008/09-1	ME-CC	matrix spike, rec	12/18/2008	Conventional	Total Organic Carbon	n/a	=	107	%	SM 5310 B	-88	-88	50	150	
2008/09-1	ME-CC	matrix spike, RPD	12/18/2008	Conventional	Total Organic Carbon	n/a	=	3	%	SM 5310 B	-88	-88	0	30	
2008/09-1	A-1	field duplicate	12/1/2008	Conventional	Total Suspended Solids	n/a	=	317	mg/L	SM 2540 D	0.5	5			
2008/09-1	Lab	method blank	12/1/2008	Conventional	Total Suspended Solids	n/a	<	0.5	mg/L	SM 2540 D	0.5	5			
2008/09-1	ME-CC	lab duplicate	12/1/2008	Conventional	Total Suspended Solids	n/a	=	933	mg/L	SM 2540 D	0.5	5	0	30	
2008/09-1	A-1	field duplicate	11/26/2008	Conventional	Turbidity	n/a	=	312.2	NTU	EPA 180.1	1	2			
2008/09-1	Lab	method blank	11/26/2008	Conventional	Turbidity	n/a	<	1	NTU	EPA 180.1	1	2			
2008/09-1	ME-SCR	lab duplicate	11/26/2008	Conventional	Turbidity	n/a	=	530	NTU	EPA 180.1	1	2	0	30	
2008/09-1	A-1	field duplicate	12/10/2008	Hydrocarbon	Oil and Grease	n/a	<	1	mg/L	EPA 1664A	1	5			
2008/09-1	Lab	LCS	12/10/2008	Hydrocarbon	Oil and Grease	n/a	=	29	mg/L	EPA 1664A	1	5			
2008/09-1	Lab	LCS dup	12/10/2008	Hydrocarbon	Oil and Grease	n/a	=	33.6	mg/L	EPA 1664A	1	5			
2008/09-1	Lab	LCS dup, rec	12/10/2008	Hydrocarbon	Oil and Grease	n/a	=	90	%	EPA 1664A	-88	-88	70	130	
2008/09-1	Lab	LCS, rec	12/10/2008	Hydrocarbon	Oil and Grease	n/a	=	77	%	EPA 1664A	-88	-88	70	130	
2008/09-1	Lab	LCS, RPD	12/10/2008	Hydrocarbon	Oil and Grease	n/a	=	16	%	EPA 1664A	-88	-88	0	30	
2008/09-1	Lab	method blank	12/10/2008	Hydrocarbon	Oil and Grease	n/a	<	1	mg/L	EPA 1664A	1	5			
2008/09-1	ME-CC	matrix spike	12/10/2008	Hydrocarbon	Oil and Grease	n/a	=	39.1	mg/L	EPA 1664A	1	5			
2008/09-1	ME-CC	matrix spike, rec	12/10/2008	Hydrocarbon	Oil and Grease	n/a	=	104	%	EPA 1664A	-88	-88	70	130	
2008/09-1	A-1	field duplicate	12/10/2008	Hydrocarbon	TRPH	n/a	<	1	mg/L	EPA 1664	1	5			
2008/09-1	Lab	LCS	12/10/2008	Hydrocarbon	TRPH	n/a	=	8.1	mg/L	EPA 1664	1	5			
2008/09-1	Lab	LCS dup	12/10/2008	Hydrocarbon	TRPH	n/a	=	9.3	mg/L	EPA 1664	1	5			
2008/09-1	Lab	LCS dup, rec	12/10/2008	Hydrocarbon	TRPH	n/a	=	104	%	EPA 1664	-88	-88	70	130	
2008/09-1	Lab	LCS, rec	12/10/2008	Hydrocarbon	TRPH	n/a	=	91	%	EPA 1664	-88	-88	70	130	
2008/09-1	Lab	LCS, RPD	12/10/2008	Hydrocarbon	TRPH	n/a	=	13	%	EPA 1664	-88	-88	0	30	
2008/09-1	Lab	method blank	12/10/2008	Hydrocarbon	TRPH	n/a	<	1	mg/L	EPA 1664	1	5			
2008/09-1	A-1	field duplicate	12/14/2008	Metal	Aluminum	Dissolved	<	5	µg/L	EPA 200.8m	5	10			
2008/09-1	Lab	method blank	12/14/2008	Metal	Aluminum	Dissolved	<	5	µg/L	EPA 200.8m	5	10			
2008/09-1	ME-CC	lab duplicate	12/14/2008	Metal	Aluminum	Dissolved	DNQ	7	µg/L	EPA 200.8m	5	10	0	30	
2008/09-1	ME-CC	matrix spike	12/14/2008	Metal	Aluminum	Dissolved	=	108.1	µg/L	EPA 200.8m	5	10			
2008/09-1	ME-CC	matrix spike dup	12/14/2008	Metal	Aluminum	Dissolved	=	109.4	µg/L	EPA 200.8m	5	10			
2008/09-1	ME-CC	matrix spike dup, rec	12/14/2008	Metal	Aluminum	Dissolved	=	102	%	EPA 200.8m	-88	-88	22	182	
2008/09-1	ME-CC	matrix spike, rec	12/14/2008	Metal	Aluminum	Dissolved	=	101	%	EPA 200.8m	-88	-88	22	182	
2008/09-1	ME-CC	matrix spike, RPD	12/14/2008	Metal	Aluminum	Dissolved	=	1	%	EPA 200.8m	-88	-88	0	30	
2008/09-1	A-1	field duplicate	12/14/2008	Metal	Aluminum	Total	=	1104	µg/L	EPA 200.8m	5	10			
2008/09-1	Lab	method blank	12/14/2008	Metal	Aluminum	Total	<	5	µg/L	EPA 200.8m	5	10			
2008/09-1	ME-CC	lab duplicate	12/14/2008	Metal	Aluminum	Total	=	6541	µg/L	EPA 200.8m	5	10	0	30	
2008/09-1	A-1	field duplicate	12/14/2008	Metal	Arsenic	Dissolved	=	11.4	µg/L	EPA 200.8m	0.2	0.5			
2008/09-1	Lab	method blank	12/14/2008	Metal	Arsenic	Dissolved	<	0.2	µg/L	EPA 200.8m	0.2	0.5			
2008/09-1	ME-CC	lab duplicate	12/14/2008	Metal	Arsenic	Dissolved	=	3.5	µg/L	EPA 200.8m	0.2	0.5	0	30	
2008/09-1	ME-CC	matrix spike	12/14/2008	Metal	Arsenic	Dissolved	=	106.7	µg/L	EPA 200.8m	0.2	0.5			
2008/09-1	ME-CC	matrix spike dup	12/14/2008	Metal	Arsenic	Dissolved	=	106.6	µg/L	EPA 200.8m	0.2	0.5			
2008/09-1	ME-CC	matrix spike dup, rec	12/14/2008	Metal	Arsenic	Dissolved	=	103	%	EPA 200.8m	-88	-88	74	151	
2008/09-1	ME-CC	matrix spike, rec	12/14/2008	Metal	Arsenic	Dissolved	=	103	%	EPA 200.8m	-88	-88	74	151	

Appendix G
2008/09 QA/QC Analysis Results

Event ID	Site ID	QA/QC Sample Type	Analysis Date	Classification	Constituent	Fraction	Sign	Result	Units	Method	MDL	RL	QA LCL	QA UCL	DQO Comp.
2008/09-1	ME-CC	matrix spike, RPD	12/14/2008	Metal	Arsenic	Dissolved	=	0	%	EPA 200.8m	-88	-88	0	30	
2008/09-1	A-1	field duplicate	12/14/2008	Metal	Arsenic	Total	=	11.6	µg/L	EPA 200.8m	0.2	0.5			
2008/09-1	Lab	method blank	12/14/2008	Metal	Arsenic	Total	<	0.2	µg/L	EPA 200.8m	0.2	0.5			
2008/09-1	ME-CC	lab duplicate	12/14/2008	Metal	Arsenic	Total	=	6.5	µg/L	EPA 200.8m	0.2	0.5	0	30	
2008/09-1	A-1	field duplicate	12/14/2008	Metal	Cadmium	Dissolved	=	1.5	µg/L	EPA 200.8m	0.2	0.4			
2008/09-1	Lab	method blank	12/14/2008	Metal	Cadmium	Dissolved	<	0.2	µg/L	EPA 200.8m	0.2	0.4			
2008/09-1	ME-CC	lab duplicate	12/14/2008	Metal	Cadmium	Dissolved	<	0.2	µg/L	EPA 200.8m	0.2	0.4	0	30	
2008/09-1	ME-CC	matrix spike	12/14/2008	Metal	Cadmium	Dissolved	=	10.1	µg/L	EPA 200.8m	0.2	0.4			
2008/09-1	ME-CC	matrix spike dup	12/14/2008	Metal	Cadmium	Dissolved	=	10	µg/L	EPA 200.8m	0.2	0.4			
2008/09-1	ME-CC	matrix spike dup, rec	12/14/2008	Metal	Cadmium	Dissolved	=	100	%	EPA 200.8m	-88	-88	74	131	
2008/09-1	ME-CC	matrix spike, rec	12/14/2008	Metal	Cadmium	Dissolved	=	101	%	EPA 200.8m	-88	-88	74	131	
2008/09-1	ME-CC	matrix spike, RPD	12/14/2008	Metal	Cadmium	Dissolved	=	1	%	EPA 200.8m	-88	-88	0	30	
2008/09-1	A-1	field duplicate	12/14/2008	Metal	Cadmium	Total	=	1.8	µg/L	EPA 200.8m	0.2	0.4			
2008/09-1	Lab	method blank	12/14/2008	Metal	Cadmium	Total	<	0.2	µg/L	EPA 200.8m	0.2	0.4			
2008/09-1	ME-CC	lab duplicate	12/14/2008	Metal	Cadmium	Total	=	1.5	µg/L	EPA 200.8m	0.2	0.4	0	30	
2008/09-1	A-1	field duplicate	12/14/2008	Metal	Chromium	Dissolved	=	1.6	µg/L	EPA 200.8m	0.1	0.5			
2008/09-1	Lab	method blank	12/14/2008	Metal	Chromium	Dissolved	<	0.1	µg/L	EPA 200.8m	0.1	0.5			
2008/09-1	ME-CC	lab duplicate	12/14/2008	Metal	Chromium	Dissolved	DNQ	0.3	µg/L	EPA 200.8m	0.1	0.5	0	30	
2008/09-1	ME-CC	matrix spike	12/14/2008	Metal	Chromium	Dissolved	=	103.5	µg/L	EPA 200.8m	0.1	0.5			
2008/09-1	ME-CC	matrix spike dup	12/14/2008	Metal	Chromium	Dissolved	=	102.9	µg/L	EPA 200.8m	0.1	0.5			
2008/09-1	ME-CC	matrix spike dup, rec	12/14/2008	Metal	Chromium	Dissolved	=	103	%	EPA 200.8m	-88	-88	79	127	
2008/09-1	ME-CC	matrix spike, rec	12/14/2008	Metal	Chromium	Dissolved	=	103	%	EPA 200.8m	-88	-88	79	127	
2008/09-1	ME-CC	matrix spike, RPD	12/14/2008	Metal	Chromium	Dissolved	=	0	%	EPA 200.8m	-88	-88	0	30	
2008/09-1	A-1	field duplicate	12/14/2008	Metal	Chromium	Total	=	4.4	µg/L	EPA 200.8m	0.1	0.5			
2008/09-1	Lab	method blank	12/14/2008	Metal	Chromium	Total	<	0.1	µg/L	EPA 200.8m	0.1	0.5			
2008/09-1	ME-CC	lab duplicate	12/14/2008	Metal	Chromium	Total	=	26.2	µg/L	EPA 200.8m	0.1	0.5	0	30	
2008/09-1	A-1	field duplicate	12/11/2008	Metal	Chromium VI	Total	<	5	µg/L	SM 3500-Cr D	5	10			
2008/09-1	Lab	LCS	12/11/2008	Metal	Chromium VI	Total	=	0.022	mg/L	SM 3500-Cr D	0.005	0.01			
2008/09-1	Lab	LCS dup	12/11/2008	Metal	Chromium VI	Total	=	0.021	mg/L	SM 3500-Cr D	0.005	0.01			
2008/09-1	Lab	LCS dup, rec	12/11/2008	Metal	Chromium VI	Total	=	105	%	SM 3500-Cr D	-88	-88	70	130	
2008/09-1	Lab	LCS, rec	12/11/2008	Metal	Chromium VI	Total	=	110	%	SM 3500-Cr D	-88	-88	70	130	
2008/09-1	Lab	LCS, RPD	12/11/2008	Metal	Chromium VI	Total	=	5	%	SM 3500-Cr D	-88	-88	0	30	
2008/09-1	Lab	method blank	12/11/2008	Metal	Chromium VI	Total	<	5	µg/L	SM 3500-Cr D	5	10			
2008/09-1	ME-VR2	lab duplicate	12/11/2008	Metal	Chromium VI	Total	<	5	µg/L	SM 3500-Cr D	5	10	0	30	
2008/09-1	ME-VR2	matrix spike	12/11/2008	Metal	Chromium VI	Total	=	0.105	mg/L	SM 3500-Cr D	0.005	0.01			
2008/09-1	ME-VR2	matrix spike dup	12/11/2008	Metal	Chromium VI	Total	=	0.102	mg/L	SM 3500-Cr D	0.005	0.01			
2008/09-1	ME-VR2	matrix spike dup, rec	12/11/2008	Metal	Chromium VI	Total	=	102	%	SM 3500-Cr D	-88	-88	70	130	
2008/09-1	ME-VR2	matrix spike, rec	12/11/2008	Metal	Chromium VI	Total	=	105	%	SM 3500-Cr D	-88	-88	70	130	
2008/09-1	ME-VR2	matrix spike, RPD	12/11/2008	Metal	Chromium VI	Total	=	3	%	SM 3500-Cr D	-88	-88	0	30	
2008/09-1	A-1	field duplicate	12/14/2008	Metal	Copper	Dissolved	=	8.9	µg/L	EPA 200.8m	0.4	0.8			
2008/09-1	Lab	method blank	12/14/2008	Metal	Copper	Dissolved	<	0.4	µg/L	EPA 200.8m	0.4	0.8			
2008/09-1	ME-CC	lab duplicate	12/14/2008	Metal	Copper	Dissolved	=	3.2	µg/L	EPA 200.8m	0.4	0.8	0	30	
2008/09-1	ME-CC	matrix spike	12/14/2008	Metal	Copper	Dissolved	=	114.7	µg/L	EPA 200.8m	0.4	0.8			
2008/09-1	ME-CC	matrix spike dup	12/14/2008	Metal	Copper	Dissolved	=	113.5	µg/L	EPA 200.8m	0.4	0.8			
2008/09-1	ME-CC	matrix spike dup, rec	12/14/2008	Metal	Copper	Dissolved	=	111	%	EPA 200.8m	-88	-88	55	132	
2008/09-1	ME-CC	matrix spike, rec	12/14/2008	Metal	Copper	Dissolved	=	112	%	EPA 200.8m	-88	-88	55	132	
2008/09-1	ME-CC	matrix spike, RPD	12/14/2008	Metal	Copper	Dissolved	=	1	%	EPA 200.8m	-88	-88	0	30	
2008/09-1	A-1	field duplicate	12/14/2008	Metal	Copper	Total	=	17.1	µg/L	EPA 200.8m	0.4	0.8			
2008/09-1	Lab	method blank	12/14/2008	Metal	Copper	Total	<	0.4	µg/L	EPA 200.8m	0.4	0.8			
2008/09-1	ME-CC	lab duplicate	12/14/2008	Metal	Copper	Total	=	66.3	µg/L	EPA 200.8m	0.4	0.8	0	30	
2008/09-1	A-1	field duplicate	12/14/2008	Metal	Lead	Dissolved	DNQ	0.06	µg/L	EPA 200.8m	0.05	0.1			
2008/09-1	Lab	method blank	12/14/2008	Metal	Lead	Dissolved	<	0.05	µg/L	EPA 200.8m	0.05	0.1			
2008/09-1	ME-CC	lab duplicate	12/14/2008	Metal	Lead	Dissolved	DNQ	0.09	µg/L	EPA 200.8m	0.05	0.1	0	30	
2008/09-1	ME-CC	matrix spike	12/14/2008	Metal	Lead	Dissolved	=	96.9	µg/L	EPA 200.8m	0.05	0.1			
2008/09-1	ME-CC	matrix spike dup	12/14/2008	Metal	Lead	Dissolved	=	96.9	µg/L	EPA 200.8m	0.05	0.1			
2008/09-1	ME-CC	matrix spike dup, rec	12/14/2008	Metal	Lead	Dissolved	=	97	%	EPA 200.8m	-88	-88	76	120	

Appendix G
2008/09 QA/QC Analysis Results

Event ID	Site ID	QA/QC Sample Type	Analysis Date	Classification	Constituent	Fraction	Sign	Result	Units	Method	MDL	RL	QA LCL	QA UCL	DQO Comp.
2008/09-1	ME-CC	matrix spike, rec	12/14/2008	Metal	Lead	Dissolved	=	97	%	EPA 200.8m	-88	-88	76	120	
2008/09-1	ME-CC	matrix spike, RPD	12/14/2008	Metal	Lead	Dissolved	=	0	%	EPA 200.8m	-88	-88	0	30	
2008/09-1	A-1	field duplicate	12/14/2008	Metal	Lead	Total	=	2.32	µg/L	EPA 200.8m	0.05	0.1			
2008/09-1	Lab	method blank	12/14/2008	Metal	Lead	Total	<	0.05	µg/L	EPA 200.8m	0.05	0.1			
2008/09-1	ME-CC	lab duplicate	12/14/2008	Metal	Lead	Total	=	19.04	µg/L	EPA 200.8m	0.05	0.1	0	30	
2008/09-1	A-1	field duplicate	12/11/2008	Metal	Mercury	Dissolved	=	2.5	ng/L	EPA 1631Em	0.5	1			
2008/09-1	Lab	method blank	12/11/2008	Metal	Mercury	Dissolved	<	0.5	ng/L	EPA 1631Em	0.5	1			
2008/09-1	ME-VR2	field blank	12/11/2008	Metal	Mercury	Dissolved	<	0.5	ng/L	EPA 1631Em	0.5	1			
2008/09-1	ME-VR2	lab duplicate	12/11/2008	Metal	Mercury	Dissolved	<	0.5	ng/L	EPA 1631Em	0.5	1	0	30	
2008/09-1	A-1	field duplicate	12/11/2008	Metal	Mercury	Total	=	3.5	ng/L	EPA 1631Em	0.5	1			
2008/09-1	Lab	LCS	12/11/2008	Metal	Mercury	Total	=	8.6	ng/L	EPA 1631Em	0.5	1			
2008/09-1	Lab	LCS dup	12/11/2008	Metal	Mercury	Total	=	8.6	ng/L	EPA 1631Em	0.5	1			
2008/09-1	Lab	LCS dup, rec	12/11/2008	Metal	Mercury	Total	=	86	%	EPA 1631Em	-88	-88	64	158	
2008/09-1	Lab	LCS, rec	12/11/2008	Metal	Mercury	Total	=	86	%	EPA 1631Em	-88	-88	64	158	
2008/09-1	Lab	LCS, RPD	12/11/2008	Metal	Mercury	Total	=	0	%	EPA 1631Em	-88	-88	0	30	
2008/09-1	Lab	method blank	12/11/2008	Metal	Mercury	Total	<	0.5	ng/L	EPA 1631Em	0.5	1			
2008/09-1	ME-VR2	field blank	12/11/2008	Metal	Mercury	Total	<	0.5	ng/L	EPA 1631Em	0.5	1			
2008/09-1	ME-VR2	lab duplicate	12/11/2008	Metal	Mercury	Total	<	0.5	ng/L	EPA 1631Em	0.5	1	0	30	
2008/09-1	ME-VR2	matrix spike	12/11/2008	Metal	Mercury	Total	=	8.8	ng/L	EPA 1631Em	0.5	1			
2008/09-1	ME-VR2	matrix spike dup	12/11/2008	Metal	Mercury	Total	=	8.7	ng/L	EPA 1631Em	0.5	1			
2008/09-1	ME-VR2	matrix spike dup, rec	12/11/2008	Metal	Mercury	Total	=	87	%	EPA 1631Em	-88	-88	64	158	
2008/09-1	ME-VR2	matrix spike, rec	12/11/2008	Metal	Mercury	Total	=	88	%	EPA 1631Em	-88	-88	64	158	
2008/09-1	ME-VR2	matrix spike, RPD	12/11/2008	Metal	Mercury	Total	=	1	%	EPA 1631Em	-88	-88	0	30	
2008/09-1	A-1	field duplicate	12/14/2008	Metal	Nickel	Dissolved	=	15.1	µg/L	EPA 200.8m	0.2	0.5			
2008/09-1	Lab	method blank	12/14/2008	Metal	Nickel	Dissolved	<	0.2	µg/L	EPA 200.8m	0.2	0.5			
2008/09-1	ME-CC	lab duplicate	12/14/2008	Metal	Nickel	Dissolved	=	5.1	µg/L	EPA 200.8m	0.2	0.5	0	30	
2008/09-1	ME-CC	matrix spike	12/14/2008	Metal	Nickel	Dissolved	=	103.5	µg/L	EPA 200.8m	0.2	0.5			
2008/09-1	ME-CC	matrix spike dup	12/14/2008	Metal	Nickel	Dissolved	=	103.5	µg/L	EPA 200.8m	0.2	0.5			
2008/09-1	ME-CC	matrix spike dup, rec	12/14/2008	Metal	Nickel	Dissolved	=	98	%	EPA 200.8m	-88	-88	77	108	
2008/09-1	ME-CC	matrix spike, rec	12/14/2008	Metal	Nickel	Dissolved	=	99	%	EPA 200.8m	-88	-88	77	108	
2008/09-1	ME-CC	matrix spike, RPD	12/14/2008	Metal	Nickel	Dissolved	=	1	%	EPA 200.8m	-88	-88	0	30	
2008/09-1	A-1	field duplicate	12/14/2008	Metal	Nickel	Total	=	19.6	µg/L	EPA 200.8m	0.2	0.5			
2008/09-1	Lab	method blank	12/14/2008	Metal	Nickel	Total	<	0.2	µg/L	EPA 200.8m	0.2	0.5			
2008/09-1	ME-CC	lab duplicate	12/14/2008	Metal	Nickel	Total	=	44.3	µg/L	EPA 200.8m	0.2	0.5	0	30	
2008/09-1	A-1	field duplicate	12/14/2008	Metal	Selenium	Dissolved	=	3.3	µg/L	EPA 200.8m	0.2	0.5			
2008/09-1	Lab	method blank	12/14/2008	Metal	Selenium	Dissolved	<	0.2	µg/L	EPA 200.8m	0.2	0.5			
2008/09-1	ME-CC	lab duplicate	12/14/2008	Metal	Selenium	Dissolved	=	1.2	µg/L	EPA 200.8m	0.2	0.5	0	30	
2008/09-1	ME-CC	matrix spike	12/14/2008	Metal	Selenium	Dissolved	=	101.3	µg/L	EPA 200.8m	0.2	0.5			
2008/09-1	ME-CC	matrix spike dup	12/14/2008	Metal	Selenium	Dissolved	=	105.2	µg/L	EPA 200.8m	0.2	0.5			
2008/09-1	ME-CC	matrix spike dup, rec	12/14/2008	Metal	Selenium	Dissolved	=	104	%	EPA 200.8m	-88	-88	74	125	
2008/09-1	ME-CC	matrix spike, rec	12/14/2008	Metal	Selenium	Dissolved	=	100	%	EPA 200.8m	-88	-88	74	125	
2008/09-1	ME-CC	matrix spike, RPD	12/14/2008	Metal	Selenium	Dissolved	=	4	%	EPA 200.8m	-88	-88	0	30	
2008/09-1	A-1	field duplicate	12/14/2008	Metal	Selenium	Total	=	3	µg/L	EPA 200.8m	0.2	0.5			
2008/09-1	Lab	method blank	12/14/2008	Metal	Selenium	Total	<	0.2	µg/L	EPA 200.8m	0.2	0.5			
2008/09-1	ME-CC	lab duplicate	12/14/2008	Metal	Selenium	Total	=	1.2	µg/L	EPA 200.8m	0.2	0.5	0	30	
2008/09-1	A-1	field duplicate	12/14/2008	Metal	Silver	Dissolved	<	0.5	µg/L	EPA 200.8m	0.5	1			
2008/09-1	Lab	method blank	12/14/2008	Metal	Silver	Dissolved	<	0.5	µg/L	EPA 200.8m	0.5	1			
2008/09-1	ME-CC	lab duplicate	12/14/2008	Metal	Silver	Dissolved	<	0.5	µg/L	EPA 200.8m	0.5	1	0	30	
2008/09-1	ME-CC	matrix spike	12/14/2008	Metal	Silver	Dissolved	=	8.2	µg/L	EPA 200.8m	0.5	1			
2008/09-1	ME-CC	matrix spike dup	12/14/2008	Metal	Silver	Dissolved	=	8.4	µg/L	EPA 200.8m	0.5	1			
2008/09-1	ME-CC	matrix spike dup, rec	12/14/2008	Metal	Silver	Dissolved	=	84	%	EPA 200.8m	-88	-88	73	127	
2008/09-1	ME-CC	matrix spike, rec	12/14/2008	Metal	Silver	Dissolved	=	82	%	EPA 200.8m	-88	-88	73	127	
2008/09-1	ME-CC	matrix spike, RPD	12/14/2008	Metal	Silver	Dissolved	=	2	%	EPA 200.8m	-88	-88	0	30	
2008/09-1	A-1	field duplicate	12/14/2008	Metal	Silver	Total	<	0.5	µg/L	EPA 200.8m	0.5	1			
2008/09-1	Lab	method blank	12/14/2008	Metal	Silver	Total	<	0.5	µg/L	EPA 200.8m	0.5	1			
2008/09-1	ME-CC	lab duplicate	12/14/2008	Metal	Silver	Total	<	0.5	µg/L	EPA 200.8m	0.5	1	0	30	

Appendix G
2008/09 QA/QC Analysis Results

Event ID	Site ID	QA/QC Sample Type	Analysis Date	Classification	Constituent	Fraction	Sign	Result	Units	Method	MDL	RL	QA LCL	QA UCL	DQO Comp.
2008/09-1	A-1	field duplicate	12/14/2008	Metal	Thallium	Dissolved	<	0.1	µg/L	EPA 200.8m	0.1	0.5			
2008/09-1	Lab	method blank	12/14/2008	Metal	Thallium	Dissolved	<	0.1	µg/L	EPA 200.8m	0.1	0.5			
2008/09-1	ME-CC	lab duplicate	12/14/2008	Metal	Thallium	Dissolved	<	0.1	µg/L	EPA 200.8m	0.1	0.5	0	30	
2008/09-1	ME-CC	matrix spike	12/14/2008	Metal	Thallium	Dissolved	=	100.4	µg/L	EPA 200.8m	0.1	0.5			
2008/09-1	ME-CC	matrix spike dup	12/14/2008	Metal	Thallium	Dissolved	=	99.7	µg/L	EPA 200.8m	0.1	0.5			
2008/09-1	ME-CC	matrix spike dup, rec	12/14/2008	Metal	Thallium	Dissolved	=	100	%	EPA 200.8m	-88	-88	83	120	
2008/09-1	ME-CC	matrix spike, rec	12/14/2008	Metal	Thallium	Dissolved	=	100	%	EPA 200.8m	-88	-88	83	120	
2008/09-1	ME-CC	matrix spike, RPD	12/14/2008	Metal	Thallium	Dissolved	=	0	%	EPA 200.8m	-88	-88	0	30	
2008/09-1	A-1	field duplicate	12/14/2008	Metal	Thallium	Total	<	0.1	µg/L	EPA 200.8m	0.1	0.5			
2008/09-1	Lab	method blank	12/14/2008	Metal	Thallium	Total	<	0.1	µg/L	EPA 200.8m	0.1	0.5			
2008/09-1	ME-CC	lab duplicate	12/14/2008	Metal	Thallium	Total	<	0.1	µg/L	EPA 200.8m	0.1	0.5	0	30	
2008/09-1	A-1	field duplicate	12/14/2008	Metal	Zinc	Dissolved	=	17	µg/L	EPA 200.8m	0.1	0.5			
2008/09-1	Lab	method blank	12/14/2008	Metal	Zinc	Dissolved	<	0.1	µg/L	EPA 200.8m	0.1	0.5			
2008/09-1	ME-CC	lab duplicate	12/14/2008	Metal	Zinc	Dissolved	=	14.1	µg/L	EPA 200.8m	0.1	0.5	0	30	
2008/09-1	ME-CC	matrix spike	12/14/2008	Metal	Zinc	Dissolved	=	119	µg/L	EPA 200.8m	0.1	0.5			
2008/09-1	ME-CC	matrix spike dup	12/14/2008	Metal	Zinc	Dissolved	=	117	µg/L	EPA 200.8m	0.1	0.5			
2008/09-1	ME-CC	matrix spike dup, rec	12/14/2008	Metal	Zinc	Dissolved	=	103	%	EPA 200.8m	-88	-88	67	141	
2008/09-1	ME-CC	matrix spike, rec	12/14/2008	Metal	Zinc	Dissolved	=	105	%	EPA 200.8m	-88	-88	67	141	
2008/09-1	ME-CC	matrix spike, RPD	12/14/2008	Metal	Zinc	Dissolved	=	2	%	EPA 200.8m	-88	-88	0	30	
2008/09-1	A-1	field duplicate	12/14/2008	Metal	Zinc	Total	=	40.7	µg/L	EPA 200.8m	0.1	0.5			
2008/09-1	Lab	method blank	12/14/2008	Metal	Zinc	Total	<	0.1	µg/L	EPA 200.8m	0.1	0.5			
2008/09-1	ME-CC	lab duplicate	12/14/2008	Metal	Zinc	Total	=	179.8	µg/L	EPA 200.8m	0.1	0.5	0	30	
2008/09-1	A-1	field duplicate	12/9/2008	Nutrient	Ammonia as N	n/a	=	1.93	mg/L	SM 4500-NH3 F	0.03	0.03			
2008/09-1	Lab	LCS	12/9/2008	Nutrient	Ammonia as N	n/a	=	0.28	mg/L	SM 4500-NH3 F	0.03	0.03			
2008/09-1	Lab	LCS dup	12/9/2008	Nutrient	Ammonia as N	n/a	=	0.28	mg/L	SM 4500-NH3 F	0.03	0.03			
2008/09-1	Lab	LCS dup, rec	12/9/2008	Nutrient	Ammonia as N	n/a	=	112	%	SM 4500-NH3 F	-88	-88	70	130	
2008/09-1	Lab	LCS, rec	12/9/2008	Nutrient	Ammonia as N	n/a	=	112	%	SM 4500-NH3 F	-88	-88	70	130	
2008/09-1	Lab	LCS, RPD	12/9/2008	Nutrient	Ammonia as N	n/a	=	0	%	SM 4500-NH3 F	-88	-88	0	30	
2008/09-1	Lab	method blank	12/9/2008	Nutrient	Ammonia as N	n/a	<	0.03	mg/L	SM 4500-NH3 F	0.03	0.03			
2008/09-1	ME-CC	lab duplicate	12/9/2008	Nutrient	Ammonia as N	n/a	=	0.92	mg/L	SM 4500-NH3 F	0.03	0.03	0	30	
2008/09-1	ME-CC	matrix spike	12/9/2008	Nutrient	Ammonia as N	n/a	=	2.26	mg/L	SM 4500-NH3 F	0.03	0.03			
2008/09-1	ME-CC	matrix spike dup	12/9/2008	Nutrient	Ammonia as N	n/a	=	2.32	mg/L	SM 4500-NH3 F	0.03	0.03			
2008/09-1	ME-CC	matrix spike dup, rec	12/9/2008	Nutrient	Ammonia as N	n/a	=	113	%	SM 4500-NH3 F	-88	-88	70	130	
2008/09-1	ME-CC	matrix spike, rec	12/9/2008	Nutrient	Ammonia as N	n/a	=	108	%	SM 4500-NH3 F	-88	-88	70	130	
2008/09-1	ME-CC	matrix spike, RPD	12/9/2008	Nutrient	Ammonia as N	n/a	=	5	%	SM 4500-NH3 F	-88	-88	0	30	
2008/09-1	A-1	field duplicate	11/27/2008	Nutrient	Nitrate as N	n/a	=	45.92	mg/L	EPA 300.0	0.01	0.05			
2008/09-1	Lab	LCS	11/27/2008	Nutrient	Nitrate as N	n/a	=	4.53	mg/L	EPA 300.0	0.01	0.05			
2008/09-1	Lab	LCS	11/27/2008	Nutrient	Nitrate as N	n/a	=	0.7	mg/L	EPA 300.0	0.01	0.05			
2008/09-1	Lab	LCS dup	11/27/2008	Nutrient	Nitrate as N	n/a	=	0.71	mg/L	EPA 300.0	0.01	0.05			
2008/09-1	Lab	LCS dup	11/27/2008	Nutrient	Nitrate as N	n/a	=	4.66	mg/L	EPA 300.0	0.01	0.05			
2008/09-1	Lab	LCS dup, rec	11/27/2008	Nutrient	Nitrate as N	n/a	=	101	%	EPA 300.0	-88	-88	70	130	
2008/09-1	Lab	LCS dup, rec	11/27/2008	Nutrient	Nitrate as N	n/a	=	93	%	EPA 300.0	-88	-88	70	130	
2008/09-1	Lab	LCS, rec	11/27/2008	Nutrient	Nitrate as N	n/a	=	100	%	EPA 300.0	-88	-88	70	130	
2008/09-1	Lab	LCS, rec	11/27/2008	Nutrient	Nitrate as N	n/a	=	91	%	EPA 300.0	-88	-88	70	130	
2008/09-1	Lab	LCS, RPD	11/27/2008	Nutrient	Nitrate as N	n/a	=	2	%	EPA 300.0	-88	-88	0	30	
2008/09-1	Lab	LCS, RPD	11/27/2008	Nutrient	Nitrate as N	n/a	=	1	%	EPA 300.0	-88	-88	0	30	
2008/09-1	Lab	method blank	11/27/2008	Nutrient	Nitrate as N	n/a	<	0.01	mg/L	EPA 300.0	0.01	0.05			
2008/09-1	ME-VR2	lab duplicate	11/27/2008	Nutrient	Nitrate as N	n/a	=	0.21	mg/L	EPA 300.0	0.01	0.05	0	30	
2008/09-1	ME-VR2	matrix spike	11/27/2008	Nutrient	Nitrate as N	n/a	=	0.71	mg/L	EPA 300.0	0.01	0.05			
2008/09-1	ME-VR2	matrix spike dup	11/27/2008	Nutrient	Nitrate as N	n/a	=	0.72	mg/L	EPA 300.0	0.01	0.05			
2008/09-1	ME-VR2	matrix spike dup, rec	11/27/2008	Nutrient	Nitrate as N	n/a	=	105	%	EPA 300.0	-88	-88	70	130	
2008/09-1	ME-VR2	matrix spike, rec	11/27/2008	Nutrient	Nitrate as N	n/a	=	103	%	EPA 300.0	-88	-88	70	130	
2008/09-1	ME-VR2	matrix spike, RPD	11/27/2008	Nutrient	Nitrate as N	n/a	=	2	%	EPA 300.0	-88	-88	0	30	
2008/09-1	A-1	field duplicate	11/27/2008	Nutrient	Nitrite as N	n/a	=	0.19	mg/L	EPA 300.0	0.01	0.05			
2008/09-1	Lab	LCS	11/27/2008	Nutrient	Nitrite as N	n/a	=	0.63	mg/L	EPA 300.0	0.01	0.05			
2008/09-1	Lab	LCS	11/27/2008	Nutrient	Nitrite as N	n/a	=	4.73	mg/L	EPA 300.0	0.01	0.05			

Appendix G
2008/09 QA/QC Analysis Results

Event ID	Site ID	QA/QC Sample Type	Analysis Date	Classification	Constituent	Fraction	Sign	Result	Units	Method	MDL	RL	QA LCL	QA UCL	DQO Comp.
2008/09-1	Lab	LCS dup	11/27/2008	Nutrient	Nitrite as N	n/a	=	0.63	mg/L	EPA 300.0	0.01	0.05			
2008/09-1	Lab	LCS dup	11/27/2008	Nutrient	Nitrite as N	n/a	=	4.82	mg/L	EPA 300.0	0.01	0.05			
2008/09-1	Lab	LCS dup, rec	11/27/2008	Nutrient	Nitrite as N	n/a	=	96	%	EPA 300.0	-88	-88	70	130	
2008/09-1	Lab	LCS dup, rec	11/27/2008	Nutrient	Nitrite as N	n/a	=	90	%	EPA 300.0	-88	-88	70	130	
2008/09-1	Lab	LCS, rec	11/27/2008	Nutrient	Nitrite as N	n/a	=	90	%	EPA 300.0	-88	-88	70	130	
2008/09-1	Lab	LCS, rec	11/27/2008	Nutrient	Nitrite as N	n/a	=	95	%	EPA 300.0	-88	-88	70	130	
2008/09-1	Lab	LCS, RPD	11/27/2008	Nutrient	Nitrite as N	n/a	=	0	%	EPA 300.0	-88	-88	0	30	
2008/09-1	Lab	LCS, RPD	11/27/2008	Nutrient	Nitrite as N	n/a	=	1	%	EPA 300.0	-88	-88	0	30	
2008/09-1	Lab	method blank	11/27/2008	Nutrient	Nitrite as N	n/a	<	0.01	mg/L	EPA 300.0	0.01	0.05			
2008/09-1	ME-VR2	lab duplicate	11/27/2008	Nutrient	Nitrite as N	n/a	DNQ	0.03	mg/L	EPA 300.0	0.01	0.05	0	30	
2008/09-1	ME-VR2	matrix spike	11/27/2008	Nutrient	Nitrite as N	n/a	=	0.46	mg/L	EPA 300.0	0.01	0.05			
2008/09-1	ME-VR2	matrix spike dup	11/27/2008	Nutrient	Nitrite as N	n/a	=	0.46	mg/L	EPA 300.0	0.01	0.05			
2008/09-1	ME-VR2	matrix spike dup, rec	11/27/2008	Nutrient	Nitrite as N	n/a	=	86	%	EPA 300.0	-88	-88	70	130	
2008/09-1	ME-VR2	matrix spike, rec	11/27/2008	Nutrient	Nitrite as N	n/a	=	86	%	EPA 300.0	-88	-88	70	130	
2008/09-1	ME-VR2	matrix spike, RPD	11/27/2008	Nutrient	Nitrite as N	n/a	=	0	%	EPA 300.0	-88	-88	0	30	
2008/09-1	A-1	field duplicate	11/27/2008	Nutrient	Orthophosphate as P (Diss)	n/a	=	0.7029	mg/L	EPA 300.0	0.0075	0.01			
2008/09-1	Lab	LCS	11/27/2008	Nutrient	Orthophosphate as P (Diss)	n/a	=	1.4761	mg/L	EPA 300.0	0.0075	0.01			
2008/09-1	Lab	LCS	11/27/2008	Nutrient	Orthophosphate as P (Diss)	n/a	=	0.2142	mg/L	EPA 300.0	0.0075	0.01			
2008/09-1	Lab	LCS dup	11/27/2008	Nutrient	Orthophosphate as P (Diss)	n/a	=	1.4966	mg/L	EPA 300.0	0.0075	0.01			
2008/09-1	Lab	LCS dup	11/27/2008	Nutrient	Orthophosphate as P (Diss)	n/a	=	0.2201	mg/L	EPA 300.0	0.0075	0.01			
2008/09-1	Lab	LCS dup, rec	11/27/2008	Nutrient	Orthophosphate as P (Diss)	n/a	=	95	%	EPA 300.0	-88	-88	70	130	
2008/09-1	Lab	LCS dup, rec	11/27/2008	Nutrient	Orthophosphate as P (Diss)	n/a	=	91	%	EPA 300.0	-88	-88	70	130	
2008/09-1	Lab	LCS, rec	11/27/2008	Nutrient	Orthophosphate as P (Diss)	n/a	=	89	%	EPA 300.0	-88	-88	70	130	
2008/09-1	Lab	LCS, rec	11/27/2008	Nutrient	Orthophosphate as P (Diss)	n/a	=	93	%	EPA 300.0	-88	-88	70	130	
2008/09-1	Lab	LCS, RPD	11/27/2008	Nutrient	Orthophosphate as P (Diss)	n/a	=	2	%	EPA 300.0	-88	-88	0	30	
2008/09-1	Lab	LCS, RPD	11/27/2008	Nutrient	Orthophosphate as P (Diss)	n/a	=	2	%	EPA 300.0	-88	-88	0	30	
2008/09-1	Lab	method blank	11/27/2008	Nutrient	Orthophosphate as P (Diss)	n/a	<	0.0075	mg/L	EPA 300.0	0.0075	0.01			
2008/09-1	ME-VR2	lab duplicate	11/27/2008	Nutrient	Orthophosphate as P (Diss)	n/a	=	0.0343	mg/L	EPA 300.0	0.0075	0.01	0	30	
2008/09-1	ME-VR2	matrix spike	11/27/2008	Nutrient	Orthophosphate as P (Diss)	n/a	=	0.1832	mg/L	EPA 300.0	0.0075	0.01			
2008/09-1	ME-VR2	matrix spike dup	11/27/2008	Nutrient	Orthophosphate as P (Diss)	n/a	=	0.1789	mg/L	EPA 300.0	0.0075	0.01			
2008/09-1	ME-VR2	matrix spike dup, rec	11/27/2008	Nutrient	Orthophosphate as P (Diss)	n/a	=	85	%	EPA 300.0	-88	-88	70	130	
2008/09-1	ME-VR2	matrix spike, rec	11/27/2008	Nutrient	Orthophosphate as P (Diss)	n/a	=	87	%	EPA 300.0	-88	-88	70	130	
2008/09-1	ME-VR2	matrix spike, RPD	11/27/2008	Nutrient	Orthophosphate as P (Diss)	n/a	=	2	%	EPA 300.0	-88	-88	0	30	
2008/09-1	A-1	field duplicate	12/22/2008	Nutrient	TKN	n/a	=	0.18	mg/L	EPA 351.1	0.05	0.05			
2008/09-1	Lab	LCS	12/22/2008	Nutrient	TKN	n/a	=	2.8	mg/L	EPA 351.1	0.05	0.05			
2008/09-1	Lab	LCS, rec	12/22/2008	Nutrient	TKN	n/a	=	90.3	%	EPA 351.1	-88	-88	80	120	
2008/09-1	Lab	method blank	12/22/2008	Nutrient	TKN	n/a	<	0.05	mg/L	EPA 351.1	0.05	0.05			
2008/09-1	ME-CC	lab duplicate	12/22/2008	Nutrient	TKN	n/a	=	0.06	mg/L	EPA 351.1	0.05	0.05	0	20	
2008/09-1	ME-VR2	matrix spike	12/22/2008	Nutrient	TKN	n/a	=	-88	mg/L	EPA 351.1	0.05	0.05			
2008/09-1	ME-VR2	matrix spike dup	12/22/2008	Nutrient	TKN	n/a	=	-88	mg/L	EPA 351.1	0.05	0.05			
2008/09-1	ME-VR2	matrix spike dup, rec	12/22/2008	Nutrient	TKN	n/a	=	86.2	%	EPA 351.1	-88	-88	80	120	
2008/09-1	ME-VR2	matrix spike, rec	12/22/2008	Nutrient	TKN	n/a	=	92.3	%	EPA 351.1	-88	-88	80	120	
2008/09-1	ME-VR2	matrix spike, RPD	12/22/2008	Nutrient	TKN	n/a	=	6.8	%	EPA 351.1	-88	-88	0	20	
2008/09-1	A-1	field duplicate	11/26/2008	Nutrient	Total Phosphorus	Dissolved	=	0.927	mg/L	SM 4500-P E	0.016	0.05			
2008/09-1	Lab	LCS	11/26/2008	Nutrient	Total Phosphorus	Dissolved	=	0.166	mg/L	SM 4500-P E	0.016	0.05			
2008/09-1	Lab	LCS dup	11/26/2008	Nutrient	Total Phosphorus	Dissolved	=	0.168	mg/L	SM 4500-P E	0.016	0.05			
2008/09-1	Lab	LCS dup, rec	11/26/2008	Nutrient	Total Phosphorus	Dissolved	=	102	%	SM 4500-P E	-88	-88	70	130	
2008/09-1	Lab	LCS, rec	11/26/2008	Nutrient	Total Phosphorus	Dissolved	=	101	%	SM 4500-P E	-88	-88	70	130	
2008/09-1	Lab	LCS, RPD	11/26/2008	Nutrient	Total Phosphorus	Dissolved	=	1	%	SM 4500-P E	-88	-88	0	30	
2008/09-1	Lab	method blank	11/26/2008	Nutrient	Total Phosphorus	Dissolved	<	0.016	mg/L	SM 4500-P E	0.016	0.05			
2008/09-1	ME-CC	lab duplicate	11/26/2008	Nutrient	Total Phosphorus	Dissolved	=	1.139	mg/L	SM 4500-P E	0.016	0.05	0	30	
2008/09-1	ME-CC	matrix spike	11/26/2008	Nutrient	Total Phosphorus	Dissolved	=	2.647	mg/L	SM 4500-P E	0.016	0.05			
2008/09-1	ME-CC	matrix spike dup	11/26/2008	Nutrient	Total Phosphorus	Dissolved	=	2.792	mg/L	SM 4500-P E	0.016	0.05			
2008/09-1	ME-CC	matrix spike dup, rec	11/26/2008	Nutrient	Total Phosphorus	Dissolved	=	103	%	SM 4500-P E	-88	-88	70	130	
2008/09-1	ME-CC	matrix spike, rec	11/26/2008	Nutrient	Total Phosphorus	Dissolved	=	94	%	SM 4500-P E	-88	-88	70	130	
2008/09-1	ME-CC	matrix spike, RPD	11/26/2008	Nutrient	Total Phosphorus	Dissolved	=	9	%	SM 4500-P E	-88	-88	0	30	

Appendix G
2008/09 QA/QC Analysis Results

Event ID	Site ID	QA/QC Sample Type	Analysis Date	Classification	Constituent	Fraction	Sign	Result	Units	Method	MDL	RL	QA LCL	QA UCL	DQO Comp.
2008/09-1	A-1	field duplicate	12/1/2008	Nutrient	Total Phosphorus	Total	=	2.409	mg/L	SM 4500-P E	0.016	0.05			
2008/09-1	Lab	LCS	12/1/2008	Nutrient	Total Phosphorus	Total	=	0.161	mg/L	SM 4500-P E	0.016	0.05			
2008/09-1	Lab	LCS dup	12/1/2008	Nutrient	Total Phosphorus	Total	=	0.163	mg/L	SM 4500-P E	0.016	0.05			
2008/09-1	Lab	LCS dup, rec	12/1/2008	Nutrient	Total Phosphorus	Total	=	99	%	SM 4500-P E	-88	-88	70	130	
2008/09-1	Lab	LCS, rec	12/1/2008	Nutrient	Total Phosphorus	Total	=	98	%	SM 4500-P E	-88	-88	70	130	
2008/09-1	Lab	LCS, RPD	12/1/2008	Nutrient	Total Phosphorus	Total	=	1	%	SM 4500-P E	-88	-88	0	30	
2008/09-1	Lab	method blank	12/1/2008	Nutrient	Total Phosphorus	Total	<	0.016	mg/L	SM 4500-P E	0.016	0.05			
2008/09-1	ME-SCR	lab duplicate	12/1/2008	Nutrient	Total Phosphorus	Total	=	1.35	mg/L	SM 4500-P E	0.016	0.05	0	30	
2008/09-1	ME-SCR	matrix spike	12/1/2008	Nutrient	Total Phosphorus	Total	=	2.924	mg/L	SM 4500-P E	0.016	0.05			
2008/09-1	ME-SCR	matrix spike dup	12/1/2008	Nutrient	Total Phosphorus	Total	=	2.907	mg/L	SM 4500-P E	0.016	0.05			
2008/09-1	ME-SCR	matrix spike dup, rec	12/1/2008	Nutrient	Total Phosphorus	Total	=	94	%	SM 4500-P E	-88	-88	70	130	
2008/09-1	ME-SCR	matrix spike, rec	12/1/2008	Nutrient	Total Phosphorus	Total	=	95	%	SM 4500-P E	-88	-88	70	130	
2008/09-1	ME-SCR	matrix spike, RPD	12/1/2008	Nutrient	Total Phosphorus	Total	=	1	%	SM 4500-P E	-88	-88	0	30	
2008/09-1	A-1	field duplicate	12/16/2008	Organic	1,2,4-Trichlorobenzene	n/a	<	0.01	µg/L	EPA 625m	0.01	0.05			
2008/09-1	A-1	lab duplicate	12/16/2008	Organic	1,2,4-Trichlorobenzene	n/a	<	0.01	µg/L	EPA 625m	0.01	0.05	0	30	
2008/09-1	A-1	matrix spike	12/16/2008	Organic	1,2,4-Trichlorobenzene	n/a	=	0.8168	µg/L	EPA 625m	0.01	0.05			
2008/09-1	A-1	matrix spike dup	12/16/2008	Organic	1,2,4-Trichlorobenzene	n/a	=	0.4281	µg/L	EPA 625m	0.01	0.05			
2008/09-1	A-1	matrix spike dup, rec	12/16/2008	Organic	1,2,4-Trichlorobenzene	n/a	=	45	%	EPA 625m	-88	-88	13	140	
2008/09-1	A-1	matrix spike, rec	12/16/2008	Organic	1,2,4-Trichlorobenzene	n/a	=	46	%	EPA 625m	-88	-88	13	140	
2008/09-1	A-1	matrix spike, RPD	12/16/2008	Organic	1,2,4-Trichlorobenzene	n/a	=	2	%	EPA 625m	-88	-88	0	30	
2008/09-1	Lab	LCS	12/16/2008	Organic	1,2,4-Trichlorobenzene	n/a	=	0.2927	µg/L	EPA 625m	0.01	0.05			
2008/09-1	Lab	LCS dup	12/16/2008	Organic	1,2,4-Trichlorobenzene	n/a	=	0.217	µg/L	EPA 625m	0.01	0.05			
2008/09-1	Lab	LCS dup, rec	12/16/2008	Organic	1,2,4-Trichlorobenzene	n/a	=	47	%	EPA 625m	-88	-88	13	140	
2008/09-1	Lab	LCS, rec	12/16/2008	Organic	1,2,4-Trichlorobenzene	n/a	=	64	%	EPA 625m	-88	-88	13	140	
2008/09-1	Lab	LCS, RPD	12/16/2008	Organic	1,2,4-Trichlorobenzene	n/a	=	31	%	EPA 625m	-88	-88	0	30	
2008/09-1	Lab	method blank	12/16/2008	Organic	1,2,4-Trichlorobenzene	n/a	<	0.01	µg/L	EPA 625m	0.01	0.05			
2008/09-1	A-1	field duplicate	12/16/2008	Organic	1,2-Dichlorobenzene	n/a	<	0.01	µg/L	EPA 625m	0.01	0.05			
2008/09-1	A-1	lab duplicate	12/16/2008	Organic	1,2-Dichlorobenzene	n/a	<	0.01	µg/L	EPA 625m	0.01	0.05	0	30	
2008/09-1	Lab	method blank	12/16/2008	Organic	1,2-Dichlorobenzene	n/a	<	0.01	µg/L	EPA 625m	0.01	0.05			
2008/09-1	A-1	srgt environ	12/2/2008	Organic	1,2-Dichloroethane-d4	n/a	=	-88	µg/L	EPA 8260B	-88	-88	-88	-88	
2008/09-1	A-1	srgt environ	12/2/2008	Organic	1,2-Dichloroethane-d4	n/a	=	-88	µg/L	EPA 8260B	-88	-88	-88	-88	
2008/09-1	A-1	srgt environ, rec	12/2/2008	Organic	1,2-Dichloroethane-d4	n/a	=	94	%	EPA 8260B	-88	-88	75	141	
2008/09-1	A-1	srgt environ, rec	12/2/2008	Organic	1,2-Dichloroethane-d4	n/a	=	96	%	EPA 8260B	-88	-88	75	141	
2008/09-1	Lab	srgt method blank	12/1/2008	Organic	1,2-Dichloroethane-d4	n/a	=	-88	µg/L	EPA 8260B	-88	-88	-88	-88	
2008/09-1	Lab	srgt method blank, rec	12/1/2008	Organic	1,2-Dichloroethane-d4	n/a	=	94	%	EPA 8260B	-88	-88	75	141	
2008/09-1	W-3	srgt environ	12/2/2008	Organic	1,2-Dichloroethane-d4	n/a	=	-88	µg/L	EPA 8260B	-88	-88	-88	-88	
2008/09-1	W-3	srgt environ, rec	12/2/2008	Organic	1,2-Dichloroethane-d4	n/a	=	95	%	EPA 8260B	-88	-88	75	141	
2008/09-1	W-4	srgt environ	12/2/2008	Organic	1,2-Dichloroethane-d4	n/a	=	-88	µg/L	EPA 8260B	-88	-88	-88	-88	
2008/09-1	W-4	srgt environ, rec	12/2/2008	Organic	1,2-Dichloroethane-d4	n/a	=	93	%	EPA 8260B	-88	-88	75	141	
2008/09-1	A-1	field duplicate	12/16/2008	Organic	1,3-Dichlorobenzene	n/a	<	0.01	µg/L	EPA 625m	0.01	0.05			
2008/09-1	A-1	lab duplicate	12/16/2008	Organic	1,3-Dichlorobenzene	n/a	<	0.01	µg/L	EPA 625m	0.01	0.05	0	30	
2008/09-1	Lab	method blank	12/16/2008	Organic	1,3-Dichlorobenzene	n/a	<	0.01	µg/L	EPA 625m	0.01	0.05			
2008/09-1	A-1	srgt environ	12/2/2008	Organic	1,4-Bromofluorobenzene	n/a	=	-88	µg/L	EPA 8260B	-88	-88	-88	-88	
2008/09-1	A-1	srgt environ	12/2/2008	Organic	1,4-Bromofluorobenzene	n/a	=	-88	µg/L	EPA 8260B	-88	-88	-88	-88	
2008/09-1	A-1	srgt environ, rec	12/2/2008	Organic	1,4-Bromofluorobenzene	n/a	=	98	%	EPA 8260B	-88	-88	70	118	
2008/09-1	A-1	srgt environ, rec	12/2/2008	Organic	1,4-Bromofluorobenzene	n/a	=	98	%	EPA 8260B	-88	-88	70	118	
2008/09-1	Lab	srgt method blank	12/1/2008	Organic	1,4-Bromofluorobenzene	n/a	=	-88	µg/L	EPA 8260B	-88	-88	-88	-88	
2008/09-1	Lab	srgt method blank, rec	12/1/2008	Organic	1,4-Bromofluorobenzene	n/a	=	97	%	EPA 8260B	-88	-88	70	118	
2008/09-1	W-3	srgt environ	12/2/2008	Organic	1,4-Bromofluorobenzene	n/a	=	-88	µg/L	EPA 8260B	-88	-88	-88	-88	
2008/09-1	W-3	srgt environ, rec	12/2/2008	Organic	1,4-Bromofluorobenzene	n/a	=	97	%	EPA 8260B	-88	-88	70	118	
2008/09-1	W-4	srgt environ	12/2/2008	Organic	1,4-Bromofluorobenzene	n/a	=	-88	µg/L	EPA 8260B	-88	-88	-88	-88	
2008/09-1	W-4	srgt environ, rec	12/2/2008	Organic	1,4-Bromofluorobenzene	n/a	=	98	%	EPA 8260B	-88	-88	70	118	
2008/09-1	A-1	field duplicate	12/16/2008	Organic	1,4-Dichlorobenzene	n/a	<	0.01	µg/L	EPA 625m	0.01	0.05			
2008/09-1	A-1	lab duplicate	12/16/2008	Organic	1,4-Dichlorobenzene	n/a	<	0.01	µg/L	EPA 625m	0.01	0.05	0	30	
2008/09-1	A-1	matrix spike	12/16/2008	Organic	1,4-Dichlorobenzene	n/a	=	0.6719	µg/L	EPA 625m	0.01	0.05			
2008/09-1	A-1	matrix spike dup	12/16/2008	Organic	1,4-Dichlorobenzene	n/a	=	0.31	µg/L	EPA 625m	0.01	0.05			

Appendix G
2008/09 QA/QC Analysis Results

Event ID	Site ID	QA/QC Sample Type	Analysis Date	Classification	Constituent	Fraction	Sign	Result	Units	Method	MDL	RL	QA LCL	QA UCL	DQO Comp.
2008/09-1	A-1	matrix spike dup, rec	12/16/2008	Organic	1,4-Dichlorobenzene	n/a	=	33	%	EPA 625m	-88	-88	4	132	
2008/09-1	A-1	matrix spike, rec	12/16/2008	Organic	1,4-Dichlorobenzene	n/a	=	38	%	EPA 625m	-88	-88	4	132	
2008/09-1	A-1	matrix spike, RPD	12/16/2008	Organic	1,4-Dichlorobenzene	n/a	=	14	%	EPA 625m	-88	-88	0	30	
2008/09-1	Lab	LCS	12/16/2008	Organic	1,4-Dichlorobenzene	n/a	=	0.1717	µg/L	EPA 625m	0.01	0.05			
2008/09-1	Lab	LCS dup	12/16/2008	Organic	1,4-Dichlorobenzene	n/a	=	0.1283	µg/L	EPA 625m	0.01	0.05			
2008/09-1	Lab	LCS dup, rec	12/16/2008	Organic	1,4-Dichlorobenzene	n/a	=	28	%	EPA 625m	-88	-88	4	132	
2008/09-1	Lab	LCS, rec	12/16/2008	Organic	1,4-Dichlorobenzene	n/a	=	37	%	EPA 625m	-88	-88	4	132	
2008/09-1	Lab	LCS, RPD	12/16/2008	Organic	1,4-Dichlorobenzene	n/a	=	28	%	EPA 625m	-88	-88	0	30	
2008/09-1	Lab	method blank	12/16/2008	Organic	1,4-Dichlorobenzene	n/a	<	0.01	µg/L	EPA 625m	0.01	0.05			
2008/09-1	A-1	field duplicate	12/16/2008	Organic	1-Methylnaphthalene	n/a	DNQ	0.0033	µg/L	EPA 625m	0.001	0.005			
2008/09-1	A-1	lab duplicate	12/16/2008	Organic	1-Methylnaphthalene	n/a	DNQ	0.0031	µg/L	EPA 625m	0.001	0.005	0	30	
2008/09-1	A-1	matrix spike	12/16/2008	Organic	1-Methylnaphthalene	n/a	=	0.9253	µg/L	EPA 625m	0.001	0.005			
2008/09-1	A-1	matrix spike dup	12/16/2008	Organic	1-Methylnaphthalene	n/a	=	0.4921	µg/L	EPA 625m	0.001	0.005			
2008/09-1	A-1	matrix spike dup, rec	12/16/2008	Organic	1-Methylnaphthalene	n/a	=	102	%	EPA 625m	-88	-88	55	115	
2008/09-1	A-1	matrix spike, rec	12/16/2008	Organic	1-Methylnaphthalene	n/a	=	104	%	EPA 625m	-88	-88	55	115	
2008/09-1	A-1	matrix spike, RPD	12/16/2008	Organic	1-Methylnaphthalene	n/a	=	2	%	EPA 625m	-88	-88	0	30	
2008/09-1	Lab	LCS	12/16/2008	Organic	1-Methylnaphthalene	n/a	=	0.2504	µg/L	EPA 625m	0.001	0.005			
2008/09-1	Lab	LCS dup	12/16/2008	Organic	1-Methylnaphthalene	n/a	=	0.248	µg/L	EPA 625m	0.001	0.005			
2008/09-1	Lab	LCS dup, rec	12/16/2008	Organic	1-Methylnaphthalene	n/a	=	108	%	EPA 625m	-88	-88	55	115	
2008/09-1	Lab	LCS, rec	12/16/2008	Organic	1-Methylnaphthalene	n/a	=	109	%	EPA 625m	-88	-88	55	115	
2008/09-1	Lab	LCS, RPD	12/16/2008	Organic	1-Methylnaphthalene	n/a	=	1	%	EPA 625m	-88	-88	0	30	
2008/09-1	Lab	method blank	12/16/2008	Organic	1-Methylnaphthalene	n/a	<	0.001	µg/L	EPA 625m	0.001	0.005			
2008/09-1	A-1	field duplicate	12/16/2008	Organic	1-Methylphenanthrene	n/a	DNQ	0.0037	µg/L	EPA 625m	0.001	0.005			
2008/09-1	A-1	lab duplicate	12/16/2008	Organic	1-Methylphenanthrene	n/a	DNQ	0.004	µg/L	EPA 625m	0.001	0.005	0	30	
2008/09-1	A-1	matrix spike	12/16/2008	Organic	1-Methylphenanthrene	n/a	=	0.9458	µg/L	EPA 625m	0.001	0.005			
2008/09-1	A-1	matrix spike dup	12/16/2008	Organic	1-Methylphenanthrene	n/a	=	0.537	µg/L	EPA 625m	0.001	0.005			
2008/09-1	A-1	matrix spike dup, rec	12/16/2008	Organic	1-Methylphenanthrene	n/a	=	112	%	EPA 625m	-88	-88	65	133	
2008/09-1	A-1	matrix spike, rec	12/16/2008	Organic	1-Methylphenanthrene	n/a	=	106	%	EPA 625m	-88	-88	65	133	
2008/09-1	A-1	matrix spike, RPD	12/16/2008	Organic	1-Methylphenanthrene	n/a	=	6	%	EPA 625m	-88	-88	0	30	
2008/09-1	Lab	LCS	12/16/2008	Organic	1-Methylphenanthrene	n/a	=	0.2378	µg/L	EPA 625m	0.001	0.005			
2008/09-1	Lab	LCS dup	12/16/2008	Organic	1-Methylphenanthrene	n/a	=	0.2375	µg/L	EPA 625m	0.001	0.005			
2008/09-1	Lab	LCS dup, rec	12/16/2008	Organic	1-Methylphenanthrene	n/a	=	104	%	EPA 625m	-88	-88	65	133	
2008/09-1	Lab	LCS, rec	12/16/2008	Organic	1-Methylphenanthrene	n/a	=	104	%	EPA 625m	-88	-88	65	133	
2008/09-1	Lab	LCS, RPD	12/16/2008	Organic	1-Methylphenanthrene	n/a	=	0	%	EPA 625m	-88	-88	0	30	
2008/09-1	Lab	method blank	12/16/2008	Organic	1-Methylphenanthrene	n/a	<	0.001	µg/L	EPA 625m	0.001	0.005			
2008/09-1	A-1	field duplicate	12/16/2008	Organic	2,3,5-Trimethylnaphthalene	n/a	<	0.001	µg/L	EPA 625m	0.001	0.005			
2008/09-1	A-1	lab duplicate	12/16/2008	Organic	2,3,5-Trimethylnaphthalene	n/a	<	0.001	µg/L	EPA 625m	0.001	0.005	0	30	
2008/09-1	A-1	matrix spike	12/16/2008	Organic	2,3,5-Trimethylnaphthalene	n/a	=	0.9656	µg/L	EPA 625m	0.001	0.005			
2008/09-1	A-1	matrix spike dup	12/16/2008	Organic	2,3,5-Trimethylnaphthalene	n/a	=	0.5527	µg/L	EPA 625m	0.001	0.005			
2008/09-1	A-1	matrix spike dup, rec	12/16/2008	Organic	2,3,5-Trimethylnaphthalene	n/a	=	116	%	EPA 625m	-88	-88	60	121	
2008/09-1	A-1	matrix spike, rec	12/16/2008	Organic	2,3,5-Trimethylnaphthalene	n/a	=	109	%	EPA 625m	-88	-88	60	121	
2008/09-1	A-1	matrix spike, RPD	12/16/2008	Organic	2,3,5-Trimethylnaphthalene	n/a	=	6	%	EPA 625m	-88	-88	0	30	
2008/09-1	Lab	LCS	12/16/2008	Organic	2,3,5-Trimethylnaphthalene	n/a	=	0.2736	µg/L	EPA 625m	0.001	0.005			
2008/09-1	Lab	LCS dup	12/16/2008	Organic	2,3,5-Trimethylnaphthalene	n/a	=	0.2707	µg/L	EPA 625m	0.001	0.005			
2008/09-1	Lab	LCS dup, rec	12/16/2008	Organic	2,3,5-Trimethylnaphthalene	n/a	=	118	%	EPA 625m	-88	-88	60	121	
2008/09-1	Lab	LCS, rec	12/16/2008	Organic	2,3,5-Trimethylnaphthalene	n/a	=	119	%	EPA 625m	-88	-88	60	121	
2008/09-1	Lab	LCS, RPD	12/16/2008	Organic	2,3,5-Trimethylnaphthalene	n/a	=	1	%	EPA 625m	-88	-88	0	30	
2008/09-1	Lab	method blank	12/16/2008	Organic	2,3,5-Trimethylnaphthalene	n/a	<	0.001	µg/L	EPA 625m	0.001	0.005			
2008/09-1	A-1	srgt environ	12/16/2008	Organic	2,4,6-Tribromophenol	n/a	=	0.495	µg/L	EPA 625m	-88	-88	-88	-88	
2008/09-1	A-1	srgt environ	12/16/2008	Organic	2,4,6-Tribromophenol	n/a	=	0.495	µg/L	EPA 625m	-88	-88	54	126	
2008/09-1	A-1	srgt environ, rec	12/16/2008	Organic	2,4,6-Tribromophenol	n/a	=	99	%	EPA 625m	-88	-88	54	126	
2008/09-1	A-1	srgt environ, rec	12/16/2008	Organic	2,4,6-Tribromophenol	n/a	=	97	%	EPA 625m	-88	-88	54	126	
2008/09-1	A-1	srgt environ, rec	12/16/2008	Organic	2,4,6-Tribromophenol	n/a	=	101	%	EPA 625m	-88	-88	54	126	
2008/09-1	A-1	srgt matrix spike	12/16/2008	Organic	2,4,6-Tribromophenol	n/a	=	0.56	µg/L	EPA 625m	-88	-88	54	126	
2008/09-1	A-1	srgt matrix spike dup	12/16/2008	Organic	2,4,6-Tribromophenol	n/a	=	0.55	µg/L	EPA 625m	-88	-88	54	126	

Appendix G
2008/09 QA/QC Analysis Results

Event ID	Site ID	QA/QC Sample Type	Analysis Date	Classification	Constituent	Fraction	Sign	Result	Units	Method	MDL	RL	QA LCL	QA UCL	DQO Comp.
2008/09-1	A-1	srgt matrix spike dup, rec	12/16/2008	Organic	2,4,6-Tribromophenol	n/a	=	110	%	EPA 625m	-88	-88	54	126	
2008/09-1	A-1	srgt matrix spike, rec	12/16/2008	Organic	2,4,6-Tribromophenol	n/a	=	112	%	EPA 625m	-88	-88	54	126	
2008/09-1	A-1	srgt matrix spike, RPD	12/16/2008	Organic	2,4,6-Tribromophenol	n/a	=	2	%	EPA 625m	-88	-88	0	30	
2008/09-1	Lab	srgt LCS	12/16/2008	Organic	2,4,6-Tribromophenol	n/a	=	0.345	µg/L	EPA 625m	-88	-88	54	126	
2008/09-1	Lab	srgt LCS dup	12/16/2008	Organic	2,4,6-Tribromophenol	n/a	=	0.435	µg/L	EPA 625m	-88	-88	54	126	
2008/09-1	Lab	srgt LCS dup, rec	12/16/2008	Organic	2,4,6-Tribromophenol	n/a	=	87	%	EPA 625m	-88	-88	54	126	
2008/09-1	Lab	srgt LCS, rec	12/16/2008	Organic	2,4,6-Tribromophenol	n/a	=	69	%	EPA 625m	-88	-88	54	126	
2008/09-1	Lab	srgt LCS, RPD	12/16/2008	Organic	2,4,6-Tribromophenol	n/a	=	23	%	EPA 625m	-88	-88	0	30	
2008/09-1	Lab	srgt method blank	12/16/2008	Organic	2,4,6-Tribromophenol	n/a	=	0.35	µg/L	EPA 625m	-88	-88	54	126	
2008/09-1	Lab	srgt method blank, rec	12/16/2008	Organic	2,4,6-Tribromophenol	n/a	=	70	%	EPA 625m	-88	-88	54	126	
2008/09-1	ME-CC	srgt environ	12/16/2008	Organic	2,4,6-Tribromophenol	n/a	=	0.53	µg/L	EPA 625m	-88	-88	54	126	
2008/09-1	ME-CC	srgt environ, rec	12/16/2008	Organic	2,4,6-Tribromophenol	n/a	=	106	%	EPA 625m	-88	-88	54	126	
2008/09-1	ME-SCR	srgt environ	12/16/2008	Organic	2,4,6-Tribromophenol	n/a	=	0.44	µg/L	EPA 625m	-88	-88	54	126	
2008/09-1	ME-SCR	srgt environ, rec	12/16/2008	Organic	2,4,6-Tribromophenol	n/a	=	88	%	EPA 625m	-88	-88	54	126	
2008/09-1	ME-VR2	srgt environ	12/16/2008	Organic	2,4,6-Tribromophenol	n/a	=	0.46	µg/L	EPA 625m	-88	-88	54	126	
2008/09-1	ME-VR2	srgt environ, rec	12/16/2008	Organic	2,4,6-Tribromophenol	n/a	=	92	%	EPA 625m	-88	-88	54	126	
2008/09-1	W-3	srgt environ	12/16/2008	Organic	2,4,6-Tribromophenol	n/a	=	0.525	µg/L	EPA 625m	-88	-88	54	126	
2008/09-1	W-3	srgt environ, rec	12/16/2008	Organic	2,4,6-Tribromophenol	n/a	=	105	%	EPA 625m	-88	-88	54	126	
2008/09-1	W-4	srgt environ	12/16/2008	Organic	2,4,6-Tribromophenol	n/a	=	0.515	µg/L	EPA 625m	-88	-88	54	126	
2008/09-1	W-4	srgt environ, rec	12/16/2008	Organic	2,4,6-Tribromophenol	n/a	=	103	%	EPA 625m	-88	-88	54	126	
2008/09-1	A-1	field duplicate	12/16/2008	Organic	2,4,6-Trichlorophenol	n/a	<	0.05	µg/L	EPA 625m	0.05	0.1			
2008/09-1	A-1	lab duplicate	12/16/2008	Organic	2,4,6-Trichlorophenol	n/a	<	0.05	µg/L	EPA 625m	0.05	0.1	0	30	
2008/09-1	Lab	method blank	12/16/2008	Organic	2,4,6-Trichlorophenol	n/a	<	0.05	µg/L	EPA 625m	0.05	0.1			
2008/09-1	A-1	field duplicate	12/16/2008	Organic	2,4-Dichlorophenol	n/a	<	0.05	µg/L	EPA 625m	0.05	0.1			
2008/09-1	A-1	lab duplicate	12/16/2008	Organic	2,4-Dichlorophenol	n/a	<	0.05	µg/L	EPA 625m	0.05	0.1	0	30	
2008/09-1	Lab	method blank	12/16/2008	Organic	2,4-Dichlorophenol	n/a	<	0.05	µg/L	EPA 625m	0.05	0.1			
2008/09-1	A-1	srgt environ	12/9/2008	Organic	2,4-Dichlorophenylacetic acid	n/a	=	58	µg/L	EPA 8151A	-88	-88	-88	-88	
2008/09-1	A-1	srgt environ, rec	12/9/2008	Organic	2,4-Dichlorophenylacetic acid	n/a	=	55	%	EPA 8151A	-88	-88	0	123	
2008/09-1	A-1	srgt environ	12/9/2008	Organic	2,4-Dichlorophenylacetic acid	n/a	=	-88	µg/L	EPA 8151A	-88	-88	-88	-88	
2008/09-1	A-1	srgt environ, rec	12/9/2008	Organic	2,4-Dichlorophenylacetic acid	n/a	=	142	%	EPA 8151A	-88	-88	0	123	
2008/09-1	Lab	srgt method blank	12/9/2008	Organic	2,4-Dichlorophenylacetic acid	n/a	=	-88	µg/L	EPA 8151A	-88	-88	-88	-88	
2008/09-1	Lab	srgt method blank, rec	12/9/2008	Organic	2,4-Dichlorophenylacetic acid	n/a	=	98	%	EPA 8151A	-88	-88	0	123	
2008/09-1	ME-CC	srgt environ	12/9/2008	Organic	2,4-Dichlorophenylacetic acid	n/a	=	-88	µg/L	EPA 8151A	-88	-88	-88	-88	
2008/09-1	ME-CC	srgt environ, rec	12/9/2008	Organic	2,4-Dichlorophenylacetic acid	n/a	=	105	%	EPA 8151A	-88	-88	0	123	
2008/09-1	ME-SCR	srgt environ	12/9/2008	Organic	2,4-Dichlorophenylacetic acid	n/a	=	-88	µg/L	EPA 8151A	-88	-88	-88	-88	
2008/09-1	ME-SCR	srgt environ, rec	12/9/2008	Organic	2,4-Dichlorophenylacetic acid	n/a	=	70	%	EPA 8151A	-88	-88	0	123	
2008/09-1	ME-VR2	srgt environ	12/9/2008	Organic	2,4-Dichlorophenylacetic acid	n/a	=	-88	µg/L	EPA 8151A	-88	-88	-88	-88	
2008/09-1	ME-VR2	srgt environ, rec	12/9/2008	Organic	2,4-Dichlorophenylacetic acid	n/a	=	343	%	EPA 8151A	-88	-88	0	123	
2008/09-1	W-3	srgt environ	12/9/2008	Organic	2,4-Dichlorophenylacetic acid	n/a	=	-88	µg/L	EPA 8151A	-88	-88	-88	-88	
2008/09-1	W-3	srgt environ, rec	12/9/2008	Organic	2,4-Dichlorophenylacetic acid	n/a	=	397	%	EPA 8151A	-88	-88	0	123	
2008/09-1	W-4	srgt environ	12/9/2008	Organic	2,4-Dichlorophenylacetic acid	n/a	=	-88	µg/L	EPA 8151A	-88	-88	-88	-88	
2008/09-1	W-4	srgt environ, rec	12/9/2008	Organic	2,4-Dichlorophenylacetic acid	n/a	=	205	%	EPA 8151A	-88	-88	0	123	
2008/09-1	A-1	field duplicate	12/16/2008	Organic	2,4-Dimethylphenol	n/a	<	0.1	µg/L	EPA 625m	0.1	0.2			
2008/09-1	A-1	lab duplicate	12/16/2008	Organic	2,4-Dimethylphenol	n/a	<	0.1	µg/L	EPA 625m	0.1	0.2	0	30	
2008/09-1	Lab	method blank	12/16/2008	Organic	2,4-Dimethylphenol	n/a	<	0.1	µg/L	EPA 625m	0.1	0.2			
2008/09-1	A-1	field duplicate	12/16/2008	Organic	2,4-Dinitrophenol	n/a	<	0.1	µg/L	EPA 625m	0.1	0.2			
2008/09-1	A-1	lab duplicate	12/16/2008	Organic	2,4-Dinitrophenol	n/a	<	0.1	µg/L	EPA 625m	0.1	0.2	0	30	
2008/09-1	Lab	method blank	12/16/2008	Organic	2,4-Dinitrophenol	n/a	<	0.1	µg/L	EPA 625m	0.1	0.2			
2008/09-1	A-1	field duplicate	12/16/2008	Organic	2,4-Dinitrotoluene	n/a	<	0.05	µg/L	EPA 625m	0.05	0.1			
2008/09-1	A-1	lab duplicate	12/16/2008	Organic	2,4-Dinitrotoluene	n/a	<	0.05	µg/L	EPA 625m	0.05	0.1	0	30	
2008/09-1	A-1	matrix spike	12/16/2008	Organic	2,4-Dinitrotoluene	n/a	=	2.3596	µg/L	EPA 625m	0.05	0.1			
2008/09-1	A-1	matrix spike dup	12/16/2008	Organic	2,4-Dinitrotoluene	n/a	=	1.1562	µg/L	EPA 625m	0.05	0.1			
2008/09-1	A-1	matrix spike dup, rec	12/16/2008	Organic	2,4-Dinitrotoluene	n/a	=	121	%	EPA 625m	-88	-88	59	142	
2008/09-1	A-1	matrix spike, rec	12/16/2008	Organic	2,4-Dinitrotoluene	n/a	=	133	%	EPA 625m	-88	-88	59	142	
2008/09-1	A-1	matrix spike, RPD	12/16/2008	Organic	2,4-Dinitrotoluene	n/a	=	9	%	EPA 625m	-88	-88	0	30	
2008/09-1	Lab	LCS	12/16/2008	Organic	2,4-Dinitrotoluene	n/a	=	0.4495	µg/L	EPA 625m	0.05	0.1			

Appendix G
2008/09 QA/QC Analysis Results

Event ID	Site ID	QA/QC Sample Type	Analysis Date	Classification	Constituent	Fraction	Sign	Result	Units	Method	MDL	RL	QA LCL	QA UCL	DQO Comp.
2008/09-1	Lab	LCS dup	12/16/2008	Organic	2,4-Dinitrotoluene	n/a	=	0.4724	µg/L	EPA 625m	0.05	0.1			
2008/09-1	Lab	LCS dup, rec	12/16/2008	Organic	2,4-Dinitrotoluene	n/a	=	103	%	EPA 625m	-88	-88	59	142	
2008/09-1	Lab	LCS, rec	12/16/2008	Organic	2,4-Dinitrotoluene	n/a	=	98	%	EPA 625m	-88	-88	59	142	
2008/09-1	Lab	LCS, RPD	12/16/2008	Organic	2,4-Dinitrotoluene	n/a	=	5	%	EPA 625m	-88	-88	0	30	
2008/09-1	Lab	method blank	12/16/2008	Organic	2,4-Dinitrotoluene	n/a	<	0.05	µg/L	EPA 625m	0.05	0.1			
2008/09-1	A-1	field duplicate	12/16/2008	Organic	2,6-Dimethylnaphthalene	n/a	DNQ	0.0031	µg/L	EPA 625m	0.001	0.005			
2008/09-1	A-1	lab duplicate	12/16/2008	Organic	2,6-Dimethylnaphthalene	n/a	DNQ	0.0034	µg/L	EPA 625m	0.001	0.005	0	30	
2008/09-1	A-1	matrix spike	12/16/2008	Organic	2,6-Dimethylnaphthalene	n/a	=	0.9196	µg/L	EPA 625m	0.001	0.005			
2008/09-1	A-1	matrix spike dup	12/16/2008	Organic	2,6-Dimethylnaphthalene	n/a	=	0.5136	µg/L	EPA 625m	0.001	0.005			
2008/09-1	A-1	matrix spike dup, rec	12/16/2008	Organic	2,6-Dimethylnaphthalene	n/a	=	108	%	EPA 625m	-88	-88	56	114	
2008/09-1	A-1	matrix spike, rec	12/16/2008	Organic	2,6-Dimethylnaphthalene	n/a	=	103	%	EPA 625m	-88	-88	56	114	
2008/09-1	A-1	matrix spike, RPD	12/16/2008	Organic	2,6-Dimethylnaphthalene	n/a	=	5	%	EPA 625m	-88	-88	0	30	
2008/09-1	Lab	LCS	12/16/2008	Organic	2,6-Dimethylnaphthalene	n/a	=	0.2534	µg/L	EPA 625m	0.001	0.005			
2008/09-1	Lab	LCS dup	12/16/2008	Organic	2,6-Dimethylnaphthalene	n/a	=	0.2513	µg/L	EPA 625m	0.001	0.005			
2008/09-1	Lab	LCS dup, rec	12/16/2008	Organic	2,6-Dimethylnaphthalene	n/a	=	110	%	EPA 625m	-88	-88	56	114	
2008/09-1	Lab	LCS, rec	12/16/2008	Organic	2,6-Dimethylnaphthalene	n/a	=	111	%	EPA 625m	-88	-88	56	114	
2008/09-1	Lab	LCS, RPD	12/16/2008	Organic	2,6-Dimethylnaphthalene	n/a	=	1	%	EPA 625m	-88	-88	0	30	
2008/09-1	Lab	method blank	12/16/2008	Organic	2,6-Dimethylnaphthalene	n/a	<	0.001	µg/L	EPA 625m	0.001	0.005			
2008/09-1	A-1	field duplicate	12/16/2008	Organic	2,6-Dinitrotoluene	n/a	<	0.05	µg/L	EPA 625m	0.05	0.1			
2008/09-1	A-1	lab duplicate	12/16/2008	Organic	2,6-Dinitrotoluene	n/a	<	0.05	µg/L	EPA 625m	0.05	0.1	0	30	
2008/09-1	Lab	method blank	12/16/2008	Organic	2,6-Dinitrotoluene	n/a	<	0.05	µg/L	EPA 625m	0.05	0.1			
2008/09-1	A-1	field duplicate	12/16/2008	Organic	2-Chloronaphthalene	n/a	<	0.05	µg/L	EPA 625m	0.05	0.1			
2008/09-1	A-1	lab duplicate	12/16/2008	Organic	2-Chloronaphthalene	n/a	<	0.05	µg/L	EPA 625m	0.05	0.1	0	30	
2008/09-1	Lab	method blank	12/16/2008	Organic	2-Chloronaphthalene	n/a	<	0.05	µg/L	EPA 625m	0.05	0.1			
2008/09-1	A-1	field duplicate	12/16/2008	Organic	2-Chlorophenol	n/a	<	0.05	µg/L	EPA 625m	0.05	0.1			
2008/09-1	A-1	lab duplicate	12/16/2008	Organic	2-Chlorophenol	n/a	<	0.05	µg/L	EPA 625m	0.05	0.1	0	30	
2008/09-1	A-1	matrix spike	12/16/2008	Organic	2-Chlorophenol	n/a	=	6.166	µg/L	EPA 625m	0.05	0.1			
2008/09-1	A-1	matrix spike dup	12/16/2008	Organic	2-Chlorophenol	n/a	=	3.2832	µg/L	EPA 625m	0.05	0.1			
2008/09-1	A-1	matrix spike dup, rec	12/16/2008	Organic	2-Chlorophenol	n/a	=	69	%	EPA 625m	-88	-88	24	124	
2008/09-1	A-1	matrix spike, rec	12/16/2008	Organic	2-Chlorophenol	n/a	=	139	%	EPA 625m	-88	-88	24	124	
2008/09-1	A-1	matrix spike, RPD	12/16/2008	Organic	2-Chlorophenol	n/a	=	67	%	EPA 625m	-88	-88	0	30	
2008/09-1	Lab	LCS	12/16/2008	Organic	2-Chlorophenol	n/a	=	1.6663	µg/L	EPA 625m	0.05	0.1			
2008/09-1	Lab	LCS dup	12/16/2008	Organic	2-Chlorophenol	n/a	=	1.2344	µg/L	EPA 625m	0.05	0.1			
2008/09-1	Lab	LCS dup, rec	12/16/2008	Organic	2-Chlorophenol	n/a	=	54	%	EPA 625m	-88	-88	24	124	
2008/09-1	Lab	LCS, rec	12/16/2008	Organic	2-Chlorophenol	n/a	=	73	%	EPA 625m	-88	-88	24	124	
2008/09-1	Lab	LCS, RPD	12/16/2008	Organic	2-Chlorophenol	n/a	=	30	%	EPA 625m	-88	-88	0	30	
2008/09-1	Lab	method blank	12/16/2008	Organic	2-Chlorophenol	n/a	<	0.05	µg/L	EPA 625m	0.05	0.1			
2008/09-1	A-1	field duplicate	12/16/2008	Organic	2-Methyl-4,6-dinitrophenol	n/a	<	0.1	µg/L	EPA 625m	0.1	0.2			
2008/09-1	A-1	lab duplicate	12/16/2008	Organic	2-Methyl-4,6-dinitrophenol	n/a	<	0.1	µg/L	EPA 625m	0.1	0.2	0	30	
2008/09-1	Lab	method blank	12/16/2008	Organic	2-Methyl-4,6-dinitrophenol	n/a	<	0.1	µg/L	EPA 625m	0.1	0.2			
2008/09-1	A-1	field duplicate	12/16/2008	Organic	2-Methylnaphthalene	n/a	=	0.0254	µg/L	EPA 625m	0.001	0.005			
2008/09-1	A-1	lab duplicate	12/16/2008	Organic	2-Methylnaphthalene	n/a	=	0.0213	µg/L	EPA 625m	0.001	0.005	0	30	
2008/09-1	A-1	matrix spike	12/16/2008	Organic	2-Methylnaphthalene	n/a	=	1.0517	µg/L	EPA 625m	0.001	0.005			
2008/09-1	A-1	matrix spike dup	12/16/2008	Organic	2-Methylnaphthalene	n/a	=	0.586	µg/L	EPA 625m	0.001	0.005			
2008/09-1	A-1	matrix spike dup, rec	12/16/2008	Organic	2-Methylnaphthalene	n/a	=	120	%	EPA 625m	-88	-88	44	124	
2008/09-1	A-1	matrix spike, rec	12/16/2008	Organic	2-Methylnaphthalene	n/a	=	117	%	EPA 625m	-88	-88	44	124	
2008/09-1	A-1	matrix spike, RPD	12/16/2008	Organic	2-Methylnaphthalene	n/a	=	3	%	EPA 625m	-88	-88	0	30	
2008/09-1	Lab	LCS	12/16/2008	Organic	2-Methylnaphthalene	n/a	=	0.2535	µg/L	EPA 625m	0.001	0.005			
2008/09-1	Lab	LCS dup	12/16/2008	Organic	2-Methylnaphthalene	n/a	=	0.2737	µg/L	EPA 625m	0.001	0.005			
2008/09-1	Lab	LCS dup, rec	12/16/2008	Organic	2-Methylnaphthalene	n/a	=	119	%	EPA 625m	-88	-88	44	124	
2008/09-1	Lab	LCS, rec	12/16/2008	Organic	2-Methylnaphthalene	n/a	=	111	%	EPA 625m	-88	-88	44	124	
2008/09-1	Lab	LCS, RPD	12/16/2008	Organic	2-Methylnaphthalene	n/a	=	7	%	EPA 625m	-88	-88	0	30	
2008/09-1	Lab	method blank	12/16/2008	Organic	2-Methylnaphthalene	n/a	<	0.001	µg/L	EPA 625m	0.001	0.005			
2008/09-1	A-1	field duplicate	12/16/2008	Organic	2-Nitrophenol	n/a	<	0.1	µg/L	EPA 625m	0.1	0.2			
2008/09-1	A-1	lab duplicate	12/16/2008	Organic	2-Nitrophenol	n/a	<	0.1	µg/L	EPA 625m	0.1	0.2	0	30	
2008/09-1	Lab	method blank	12/16/2008	Organic	2-Nitrophenol	n/a	<	0.1	µg/L	EPA 625m	0.1	0.2			

Appendix G
2008/09 QA/QC Analysis Results

Event ID	Site ID	QA/QC Sample Type	Analysis Date	Classification	Constituent	Fraction	Sign	Result	Units	Method	MDL	RL	QA LCL	QA UCL	DQO Comp.
2008/09-1	A-1	field duplicate	12/16/2008	Organic	3,3'-Dichlorobenzidine	n/a	<	0.05	µg/L	EPA 625m	0.05	0.1			
2008/09-1	A-1	lab duplicate	12/16/2008	Organic	3,3'-Dichlorobenzidine	n/a	<	0.05	µg/L	EPA 625m	0.05	0.1	0	30	
2008/09-1	Lab	method blank	12/16/2008	Organic	3,3'-Dichlorobenzidine	n/a	<	0.05	µg/L	EPA 625m	0.05	0.1			
2008/09-1	A-1	field duplicate	12/16/2008	Organic	4-Bromophenyl phenyl ether	n/a	<	0.05	µg/L	EPA 625m	0.05	0.1			
2008/09-1	A-1	lab duplicate	12/16/2008	Organic	4-Bromophenyl phenyl ether	n/a	<	0.05	µg/L	EPA 625m	0.05	0.1	0	30	
2008/09-1	Lab	method blank	12/16/2008	Organic	4-Bromophenyl phenyl ether	n/a	<	0.05	µg/L	EPA 625m	0.05	0.1			
2008/09-1	A-1	field duplicate	12/16/2008	Organic	4-Chloro-3-methylphenol	n/a	<	0.1	µg/L	EPA 625m	0.1	0.2			
2008/09-1	A-1	lab duplicate	12/16/2008	Organic	4-Chloro-3-methylphenol	n/a	<	0.1	µg/L	EPA 625m	0.1	0.2	0	30	
2008/09-1	A-1	matrix spike	12/16/2008	Organic	4-Chloro-3-methylphenol	n/a	=	8.4631	µg/L	EPA 625m	0.1	0.2			
2008/09-1	A-1	matrix spike dup	12/16/2008	Organic	4-Chloro-3-methylphenol	n/a	=	4.5931	µg/L	EPA 625m	0.1	0.2			
2008/09-1	A-1	matrix spike dup, rec	12/16/2008	Organic	4-Chloro-3-methylphenol	n/a	=	96	%	EPA 625m	-88	-88	44	131	
2008/09-1	A-1	matrix spike, rec	12/16/2008	Organic	4-Chloro-3-methylphenol	n/a	=	190	%	EPA 625m	-88	-88	44	131	
2008/09-1	A-1	matrix spike, RPD	12/16/2008	Organic	4-Chloro-3-methylphenol	n/a	=	66	%	EPA 625m	-88	-88	0	30	
2008/09-1	Lab	LCS	12/16/2008	Organic	4-Chloro-3-methylphenol	n/a	=	2.2359	µg/L	EPA 625m	0.1	0.2			
2008/09-1	Lab	LCS dup	12/16/2008	Organic	4-Chloro-3-methylphenol	n/a	=	2.271	µg/L	EPA 625m	0.1	0.2			
2008/09-1	Lab	LCS dup, rec	12/16/2008	Organic	4-Chloro-3-methylphenol	n/a	=	99	%	EPA 625m	-88	-88	44	131	
2008/09-1	Lab	LCS, rec	12/16/2008	Organic	4-Chloro-3-methylphenol	n/a	=	98	%	EPA 625m	-88	-88	44	131	
2008/09-1	Lab	LCS, RPD	12/16/2008	Organic	4-Chloro-3-methylphenol	n/a	=	1	%	EPA 625m	-88	-88	0	30	
2008/09-1	Lab	method blank	12/16/2008	Organic	4-Chloro-3-methylphenol	n/a	<	0.1	µg/L	EPA 625m	0.1	0.2			
2008/09-1	A-1	field duplicate	12/16/2008	Organic	4-Chlorophenyl phenyl ether	n/a	<	0.05	µg/L	EPA 625m	0.05	0.1			
2008/09-1	A-1	lab duplicate	12/16/2008	Organic	4-Chlorophenyl phenyl ether	n/a	<	0.05	µg/L	EPA 625m	0.05	0.1	0	30	
2008/09-1	Lab	method blank	12/16/2008	Organic	4-Chlorophenyl phenyl ether	n/a	<	0.05	µg/L	EPA 625m	0.05	0.1			
2008/09-1	A-1	field duplicate	12/16/2008	Organic	4-Nitrophenol	n/a	<	0.1	µg/L	EPA 625m	0.1	0.2			
2008/09-1	A-1	lab duplicate	12/16/2008	Organic	4-Nitrophenol	n/a	<	0.1	µg/L	EPA 625m	0.1	0.2	0	30	
2008/09-1	A-1	matrix spike	12/16/2008	Organic	4-Nitrophenol	n/a	=	3.0395	µg/L	EPA 625m	0.1	0.2			
2008/09-1	A-1	matrix spike dup	12/16/2008	Organic	4-Nitrophenol	n/a	=	0.8635	µg/L	EPA 625m	0.1	0.2			
2008/09-1	A-1	matrix spike dup, rec	12/16/2008	Organic	4-Nitrophenol	n/a	=	18	%	EPA 625m	-88	-88	0	169	
2008/09-1	A-1	matrix spike, rec	12/16/2008	Organic	4-Nitrophenol	n/a	=	68	%	EPA 625m	-88	-88	0	169	
2008/09-1	A-1	matrix spike, RPD	12/16/2008	Organic	4-Nitrophenol	n/a	=	116	%	EPA 625m	-88	-88	0	30	
2008/09-1	Lab	LCS	12/16/2008	Organic	4-Nitrophenol	n/a	=	0.5091	µg/L	EPA 625m	0.1	0.2			
2008/09-1	Lab	LCS dup	12/16/2008	Organic	4-Nitrophenol	n/a	=	0.5805	µg/L	EPA 625m	0.1	0.2			
2008/09-1	Lab	LCS dup, rec	12/16/2008	Organic	4-Nitrophenol	n/a	=	25	%	EPA 625m	-88	-88	0	169	
2008/09-1	Lab	LCS, rec	12/16/2008	Organic	4-Nitrophenol	n/a	=	22	%	EPA 625m	-88	-88	0	169	
2008/09-1	Lab	LCS, RPD	12/16/2008	Organic	4-Nitrophenol	n/a	=	13	%	EPA 625m	-88	-88	0	30	
2008/09-1	Lab	method blank	12/16/2008	Organic	4-Nitrophenol	n/a	<	0.1	µg/L	EPA 625m	0.1	0.2			
2008/09-1	A-1	field duplicate	12/16/2008	Organic	Acenaphthene	n/a	DNQ	0.0035	µg/L	EPA 625m	0.001	0.005			
2008/09-1	A-1	lab duplicate	12/16/2008	Organic	Acenaphthene	n/a	<	0.001	µg/L	EPA 625m	0.001	0.005	0	30	
2008/09-1	A-1	matrix spike	12/16/2008	Organic	Acenaphthene	n/a	=	2.4628	µg/L	EPA 625m	0.001	0.005			
2008/09-1	A-1	matrix spike dup	12/16/2008	Organic	Acenaphthene	n/a	=	1.4063	µg/L	EPA 625m	0.001	0.005			
2008/09-1	A-1	matrix spike dup, rec	12/16/2008	Organic	Acenaphthene	n/a	=	98	%	EPA 625m	-88	-88	61	116	
2008/09-1	A-1	matrix spike, rec	12/16/2008	Organic	Acenaphthene	n/a	=	92	%	EPA 625m	-88	-88	61	116	
2008/09-1	A-1	matrix spike, RPD	12/16/2008	Organic	Acenaphthene	n/a	=	6	%	EPA 625m	-88	-88	0	30	
2008/09-1	Lab	LCS	12/16/2008	Organic	Acenaphthene	n/a	=	0.7756	µg/L	EPA 625m	0.001	0.005			
2008/09-1	Lab	LCS dup	12/16/2008	Organic	Acenaphthene	n/a	=	0.7473	µg/L	EPA 625m	0.001	0.005			
2008/09-1	Lab	LCS dup, rec	12/16/2008	Organic	Acenaphthene	n/a	=	109	%	EPA 625m	-88	-88	61	116	
2008/09-1	Lab	LCS, rec	12/16/2008	Organic	Acenaphthene	n/a	=	113	%	EPA 625m	-88	-88	61	116	
2008/09-1	Lab	LCS, RPD	12/16/2008	Organic	Acenaphthene	n/a	=	4	%	EPA 625m	-88	-88	0	30	
2008/09-1	Lab	method blank	12/16/2008	Organic	Acenaphthene	n/a	<	0.001	µg/L	EPA 625m	0.001	0.005			
2008/09-1	A-1	srgt environ	12/16/2008	Organic	Acenaphthene-d10	n/a	=	0.435	µg/L	EPA 625m	-88	-88	63	111	
2008/09-1	A-1	srgt environ	12/16/2008	Organic	Acenaphthene-d10	n/a	=	0.45	µg/L	EPA 625m	-88	-88	63	111	
2008/09-1	A-1	srgt environ	12/16/2008	Organic	Acenaphthene-d10	n/a	=	0.435	µg/L	EPA 625m	-88	-88	-88	-88	
2008/09-1	A-1	srgt environ, rec	12/16/2008	Organic	Acenaphthene-d10	n/a	=	87	%	EPA 625m	-88	-88	63	111	
2008/09-1	A-1	srgt environ, rec	12/16/2008	Organic	Acenaphthene-d10	n/a	=	90	%	EPA 625m	-88	-88	63	111	
2008/09-1	A-1	srgt environ, rec	12/16/2008	Organic	Acenaphthene-d10	n/a	=	87	%	EPA 625m	-88	-88	63	111	
2008/09-1	A-1	srgt matrix spike	12/16/2008	Organic	Acenaphthene-d10	n/a	=	0.45	µg/L	EPA 625m	-88	-88	63	111	
2008/09-1	A-1	srgt matrix spike dup	12/16/2008	Organic	Acenaphthene-d10	n/a	=	0.455	µg/L	EPA 625m	-88	-88	63	111	

Appendix G
2008/09 QA/QC Analysis Results

Event ID	Site ID	QA/QC Sample Type	Analysis Date	Classification	Constituent	Fraction	Sign	Result	Units	Method	MDL	RL	QA LCL	QA UCL	DQO Comp.
2008/09-1	A-1	srgt matrix spike dup, rec	12/16/2008	Organic	Acenaphthene-d10	n/a	=	91	%	EPA 625m	-88	-88	63	111	
2008/09-1	A-1	srgt matrix spike, rec	12/16/2008	Organic	Acenaphthene-d10	n/a	=	90	%	EPA 625m	-88	-88	63	111	
2008/09-1	A-1	srgt matrix spike, RPD	12/16/2008	Organic	Acenaphthene-d10	n/a	=	1	%	EPA 625m	-88	-88	0	30	
2008/09-1	Lab	srgt LCS	12/16/2008	Organic	Acenaphthene-d10	n/a	=	0.515	µg/L	EPA 625m	-88	-88	63	111	
2008/09-1	Lab	srgt LCS dup	12/16/2008	Organic	Acenaphthene-d10	n/a	=	0.495	µg/L	EPA 625m	-88	-88	63	111	
2008/09-1	Lab	srgt LCS dup, rec	12/16/2008	Organic	Acenaphthene-d10	n/a	=	99	%	EPA 625m	-88	-88	63	111	
2008/09-1	Lab	srgt LCS, rec	12/16/2008	Organic	Acenaphthene-d10	n/a	=	103	%	EPA 625m	-88	-88	63	111	
2008/09-1	Lab	srgt LCS, RPD	12/16/2008	Organic	Acenaphthene-d10	n/a	=	4	%	EPA 625m	-88	-88	0	30	
2008/09-1	Lab	srgt method blank	12/16/2008	Organic	Acenaphthene-d10	n/a	=	0.5	µg/L	EPA 625m	-88	-88	63	111	
2008/09-1	Lab	srgt method blank, rec	12/16/2008	Organic	Acenaphthene-d10	n/a	=	100	%	EPA 625m	-88	-88	63	111	
2008/09-1	ME-CC	srgt environ	12/16/2008	Organic	Acenaphthene-d10	n/a	=	0.44	µg/L	EPA 625m	-88	-88	63	111	
2008/09-1	ME-CC	srgt environ, rec	12/16/2008	Organic	Acenaphthene-d10	n/a	=	88	%	EPA 625m	-88	-88	63	111	
2008/09-1	ME-SCR	srgt environ	12/16/2008	Organic	Acenaphthene-d10	n/a	=	0.41	µg/L	EPA 625m	-88	-88	63	111	
2008/09-1	ME-SCR	srgt environ, rec	12/16/2008	Organic	Acenaphthene-d10	n/a	=	82	%	EPA 625m	-88	-88	63	111	
2008/09-1	ME-VR2	srgt environ	12/16/2008	Organic	Acenaphthene-d10	n/a	=	0.435	µg/L	EPA 625m	-88	-88	63	111	
2008/09-1	ME-VR2	srgt environ, rec	12/16/2008	Organic	Acenaphthene-d10	n/a	=	87	%	EPA 625m	-88	-88	63	111	
2008/09-1	W-3	srgt environ	12/16/2008	Organic	Acenaphthene-d10	n/a	=	0.47	µg/L	EPA 625m	-88	-88	63	111	
2008/09-1	W-3	srgt environ, rec	12/16/2008	Organic	Acenaphthene-d10	n/a	=	94	%	EPA 625m	-88	-88	63	111	
2008/09-1	W-4	srgt environ	12/16/2008	Organic	Acenaphthene-d10	n/a	=	0.455	µg/L	EPA 625m	-88	-88	63	111	
2008/09-1	W-4	srgt environ, rec	12/16/2008	Organic	Acenaphthene-d10	n/a	=	91	%	EPA 625m	-88	-88	63	111	
2008/09-1	A-1	field duplicate	12/16/2008	Organic	Acenaphthylene	n/a	<	0.001	µg/L	EPA 625m	0.001	0.005			
2008/09-1	A-1	lab duplicate	12/16/2008	Organic	Acenaphthylene	n/a	DNQ	0.0018	µg/L	EPA 625m	0.001	0.005	0	30	
2008/09-1	A-1	matrix spike	12/16/2008	Organic	Acenaphthylene	n/a	=	0.9215	µg/L	EPA 625m	0.001	0.005			
2008/09-1	A-1	matrix spike dup	12/16/2008	Organic	Acenaphthylene	n/a	=	0.5336	µg/L	EPA 625m	0.001	0.005			
2008/09-1	A-1	matrix spike dup, rec	12/16/2008	Organic	Acenaphthylene	n/a	=	112	%	EPA 625m	-88	-88	62	115	
2008/09-1	A-1	matrix spike, rec	12/16/2008	Organic	Acenaphthylene	n/a	=	104	%	EPA 625m	-88	-88	62	115	
2008/09-1	A-1	matrix spike, RPD	12/16/2008	Organic	Acenaphthylene	n/a	=	7	%	EPA 625m	-88	-88	0	30	
2008/09-1	Lab	LCS	12/16/2008	Organic	Acenaphthylene	n/a	=	0.2491	µg/L	EPA 625m	0.001	0.005			
2008/09-1	Lab	LCS dup	12/16/2008	Organic	Acenaphthylene	n/a	=	0.2623	µg/L	EPA 625m	0.001	0.005			
2008/09-1	Lab	LCS dup, rec	12/16/2008	Organic	Acenaphthylene	n/a	=	114	%	EPA 625m	-88	-88	62	115	
2008/09-1	Lab	LCS, rec	12/16/2008	Organic	Acenaphthylene	n/a	=	109	%	EPA 625m	-88	-88	62	115	
2008/09-1	Lab	LCS, RPD	12/16/2008	Organic	Acenaphthylene	n/a	=	4	%	EPA 625m	-88	-88	0	30	
2008/09-1	Lab	method blank	12/16/2008	Organic	Acenaphthylene	n/a	<	0.001	µg/L	EPA 625m	0.001	0.005			
2008/09-1	A-1	field duplicate	12/16/2008	Organic	Anthracene	n/a	DNQ	0.0031	µg/L	EPA 625m	0.001	0.005			
2008/09-1	A-1	lab duplicate	12/16/2008	Organic	Anthracene	n/a	DNQ	0.0025	µg/L	EPA 625m	0.001	0.005	0	30	
2008/09-1	A-1	matrix spike	12/16/2008	Organic	Anthracene	n/a	=	0.6211	µg/L	EPA 625m	0.001	0.005			
2008/09-1	A-1	matrix spike dup	12/16/2008	Organic	Anthracene	n/a	=	0.3815	µg/L	EPA 625m	0.001	0.005			
2008/09-1	A-1	matrix spike dup, rec	12/16/2008	Organic	Anthracene	n/a	=	80	%	EPA 625m	-88	-88	64	112	
2008/09-1	A-1	matrix spike, rec	12/16/2008	Organic	Anthracene	n/a	=	70	%	EPA 625m	-88	-88	64	112	
2008/09-1	A-1	matrix spike, RPD	12/16/2008	Organic	Anthracene	n/a	=	13	%	EPA 625m	-88	-88	0	30	
2008/09-1	Lab	LCS	12/16/2008	Organic	Anthracene	n/a	=	0.1802	µg/L	EPA 625m	0.001	0.005			
2008/09-1	Lab	LCS dup	12/16/2008	Organic	Anthracene	n/a	=	0.183	µg/L	EPA 625m	0.001	0.005			
2008/09-1	Lab	LCS dup, rec	12/16/2008	Organic	Anthracene	n/a	=	80	%	EPA 625m	-88	-88	64	112	
2008/09-1	Lab	LCS, rec	12/16/2008	Organic	Anthracene	n/a	=	79	%	EPA 625m	-88	-88	64	112	
2008/09-1	Lab	LCS, RPD	12/16/2008	Organic	Anthracene	n/a	=	1	%	EPA 625m	-88	-88	0	30	
2008/09-1	Lab	method blank	12/16/2008	Organic	Anthracene	n/a	<	0.001	µg/L	EPA 625m	0.001	0.005			
2008/09-1	A-1	field duplicate	12/16/2008	Organic	Azobenzene	n/a	<	0.05	µg/L	EPA 625m	0.05	0.1			
2008/09-1	A-1	lab duplicate	12/16/2008	Organic	Azobenzene	n/a	<	0.05	µg/L	EPA 625m	0.05	0.1	0	30	
2008/09-1	Lab	method blank	12/16/2008	Organic	Azobenzene	n/a	<	0.05	µg/L	EPA 625m	0.05	0.1			
2008/09-1	A-1	field duplicate	12/16/2008	Organic	Benzidine	n/a	<	0.05	µg/L	EPA 625m	0.05	0.1			
2008/09-1	A-1	lab duplicate	12/16/2008	Organic	Benzidine	n/a	<	0.05	µg/L	EPA 625m	0.05	0.1	0	30	
2008/09-1	Lab	method blank	12/16/2008	Organic	Benzidine	n/a	<	0.05	µg/L	EPA 625m	0.05	0.1			
2008/09-1	A-1	field duplicate	12/16/2008	Organic	Benzo(a)anthracene	n/a	DNQ	0.0022	µg/L	EPA 625m	0.001	0.005			
2008/09-1	A-1	lab duplicate	12/16/2008	Organic	Benzo(a)anthracene	n/a	DNQ	0.002	µg/L	EPA 625m	0.001	0.005	0	30	
2008/09-1	A-1	matrix spike	12/16/2008	Organic	Benzo(a)anthracene	n/a	=	0.624	µg/L	EPA 625m	0.001	0.005			
2008/09-1	A-1	matrix spike dup	12/16/2008	Organic	Benzo(a)anthracene	n/a	=	0.3799	µg/L	EPA 625m	0.001	0.005			

Appendix G
2008/09 QA/QC Analysis Results

Event ID	Site ID	QA/QC Sample Type	Analysis Date	Classification	Constituent	Fraction	Sign	Result	Units	Method	MDL	RL	QA LCL	QA UCL	DQO Comp.
2008/09-1	A-1	matrix spike dup, rec	12/16/2008	Organic	Benzo(a)anthracene	n/a	=	80	%	EPA 625m	-88	-88	56	151	
2008/09-1	A-1	matrix spike, rec	12/16/2008	Organic	Benzo(a)anthracene	n/a	=	70	%	EPA 625m	-88	-88	56	151	
2008/09-1	A-1	matrix spike, RPD	12/16/2008	Organic	Benzo(a)anthracene	n/a	=	13	%	EPA 625m	-88	-88	0	30	
2008/09-1	Lab	LCS	12/16/2008	Organic	Benzo(a)anthracene	n/a	=	0.1455	µg/L	EPA 625m	0.001	0.005			
2008/09-1	Lab	LCS dup	12/16/2008	Organic	Benzo(a)anthracene	n/a	=	0.1454	µg/L	EPA 625m	0.001	0.005			
2008/09-1	Lab	LCS dup, rec	12/16/2008	Organic	Benzo(a)anthracene	n/a	=	63	%	EPA 625m	-88	-88	56	151	
2008/09-1	Lab	LCS, rec	12/16/2008	Organic	Benzo(a)anthracene	n/a	=	63	%	EPA 625m	-88	-88	56	151	
2008/09-1	Lab	LCS, RPD	12/16/2008	Organic	Benzo(a)anthracene	n/a	=	0	%	EPA 625m	-88	-88	0	30	
2008/09-1	Lab	method blank	12/16/2008	Organic	Benzo(a)anthracene	n/a	<	0.001	µg/L	EPA 625m	0.001	0.005			
2008/09-1	A-1	field duplicate	12/16/2008	Organic	Benzo(a)pyrene	n/a	DNQ	0.0031	µg/L	EPA 625m	0.001	0.005			
2008/09-1	A-1	lab duplicate	12/16/2008	Organic	Benzo(a)pyrene	n/a	DNQ	0.0042	µg/L	EPA 625m	0.001	0.005	0	30	
2008/09-1	A-1	matrix spike	12/16/2008	Organic	Benzo(a)pyrene	n/a	=	0.7792	µg/L	EPA 625m	0.001	0.005			
2008/09-1	A-1	matrix spike dup	12/16/2008	Organic	Benzo(a)pyrene	n/a	=	0.4344	µg/L	EPA 625m	0.001	0.005			
2008/09-1	A-1	matrix spike dup, rec	12/16/2008	Organic	Benzo(a)pyrene	n/a	=	91	%	EPA 625m	-88	-88	50	153	
2008/09-1	A-1	matrix spike, rec	12/16/2008	Organic	Benzo(a)pyrene	n/a	=	88	%	EPA 625m	-88	-88	50	153	
2008/09-1	A-1	matrix spike, RPD	12/16/2008	Organic	Benzo(a)pyrene	n/a	=	3	%	EPA 625m	-88	-88	0	30	
2008/09-1	Lab	LCS	12/16/2008	Organic	Benzo(a)pyrene	n/a	=	0.1833	µg/L	EPA 625m	0.001	0.005			
2008/09-1	Lab	LCS dup	12/16/2008	Organic	Benzo(a)pyrene	n/a	=	0.1734	µg/L	EPA 625m	0.001	0.005			
2008/09-1	Lab	LCS dup, rec	12/16/2008	Organic	Benzo(a)pyrene	n/a	=	76	%	EPA 625m	-88	-88	50	153	
2008/09-1	Lab	LCS, rec	12/16/2008	Organic	Benzo(a)pyrene	n/a	=	80	%	EPA 625m	-88	-88	50	153	
2008/09-1	Lab	LCS, RPD	12/16/2008	Organic	Benzo(a)pyrene	n/a	=	5	%	EPA 625m	-88	-88	0	30	
2008/09-1	Lab	method blank	12/16/2008	Organic	Benzo(a)pyrene	n/a	<	0.001	µg/L	EPA 625m	0.001	0.005			
2008/09-1	A-1	field duplicate	12/16/2008	Organic	Benzo(b)fluoranthene	n/a	DNQ	0.0043	µg/L	EPA 625m	0.001	0.005			
2008/09-1	A-1	lab duplicate	12/16/2008	Organic	Benzo(b)fluoranthene	n/a	=	0.0068	µg/L	EPA 625m	0.001	0.005	0	30	
2008/09-1	A-1	matrix spike	12/16/2008	Organic	Benzo(b)fluoranthene	n/a	=	0.7916	µg/L	EPA 625m	0.001	0.005			
2008/09-1	A-1	matrix spike dup	12/16/2008	Organic	Benzo(b)fluoranthene	n/a	=	0.4316	µg/L	EPA 625m	0.001	0.005			
2008/09-1	A-1	matrix spike dup, rec	12/16/2008	Organic	Benzo(b)fluoranthene	n/a	=	91	%	EPA 625m	-88	-88	45	155	
2008/09-1	A-1	matrix spike, rec	12/16/2008	Organic	Benzo(b)fluoranthene	n/a	=	89	%	EPA 625m	-88	-88	45	155	
2008/09-1	A-1	matrix spike, RPD	12/16/2008	Organic	Benzo(b)fluoranthene	n/a	=	2	%	EPA 625m	-88	-88	0	30	
2008/09-1	Lab	LCS	12/16/2008	Organic	Benzo(b)fluoranthene	n/a	=	0.1543	µg/L	EPA 625m	0.001	0.005			
2008/09-1	Lab	LCS dup	12/16/2008	Organic	Benzo(b)fluoranthene	n/a	=	0.1568	µg/L	EPA 625m	0.001	0.005			
2008/09-1	Lab	LCS dup, rec	12/16/2008	Organic	Benzo(b)fluoranthene	n/a	=	68	%	EPA 625m	-88	-88	45	155	
2008/09-1	Lab	LCS, rec	12/16/2008	Organic	Benzo(b)fluoranthene	n/a	=	67	%	EPA 625m	-88	-88	45	155	
2008/09-1	Lab	LCS, RPD	12/16/2008	Organic	Benzo(b)fluoranthene	n/a	=	1	%	EPA 625m	-88	-88	0	30	
2008/09-1	Lab	method blank	12/16/2008	Organic	Benzo(b)fluoranthene	n/a	<	0.001	µg/L	EPA 625m	0.001	0.005			
2008/09-1	A-1	field duplicate	12/16/2008	Organic	Benzo(e)pyrene	n/a	=	0.0085	µg/L	EPA 625m	0.001	0.005			
2008/09-1	A-1	lab duplicate	12/16/2008	Organic	Benzo(e)pyrene	n/a	=	0.0079	µg/L	EPA 625m	0.001	0.005	0	30	
2008/09-1	A-1	matrix spike	12/16/2008	Organic	Benzo(e)pyrene	n/a	=	0.6464	µg/L	EPA 625m	0.001	0.005			
2008/09-1	A-1	matrix spike dup	12/16/2008	Organic	Benzo(e)pyrene	n/a	=	0.3633	µg/L	EPA 625m	0.001	0.005			
2008/09-1	A-1	matrix spike dup, rec	12/16/2008	Organic	Benzo(e)pyrene	n/a	=	75	%	EPA 625m	-88	-88	49	146	
2008/09-1	A-1	matrix spike, rec	12/16/2008	Organic	Benzo(e)pyrene	n/a	=	72	%	EPA 625m	-88	-88	49	146	
2008/09-1	A-1	matrix spike, RPD	12/16/2008	Organic	Benzo(e)pyrene	n/a	=	4	%	EPA 625m	-88	-88	0	30	
2008/09-1	Lab	LCS	12/16/2008	Organic	Benzo(e)pyrene	n/a	=	0.1422	µg/L	EPA 625m	0.001	0.005			
2008/09-1	Lab	LCS dup	12/16/2008	Organic	Benzo(e)pyrene	n/a	=	0.1392	µg/L	EPA 625m	0.001	0.005			
2008/09-1	Lab	LCS dup, rec	12/16/2008	Organic	Benzo(e)pyrene	n/a	=	61	%	EPA 625m	-88	-88	49	146	
2008/09-1	Lab	LCS, rec	12/16/2008	Organic	Benzo(e)pyrene	n/a	=	62	%	EPA 625m	-88	-88	49	146	
2008/09-1	Lab	LCS, RPD	12/16/2008	Organic	Benzo(e)pyrene	n/a	=	2	%	EPA 625m	-88	-88	0	30	
2008/09-1	Lab	method blank	12/16/2008	Organic	Benzo(e)pyrene	n/a	<	0.001	µg/L	EPA 625m	0.001	0.005			
2008/09-1	A-1	field duplicate	12/16/2008	Organic	Benzo(g,h,i)perylene	n/a	=	0.0102	µg/L	EPA 625m	0.001	0.005			
2008/09-1	A-1	lab duplicate	12/16/2008	Organic	Benzo(g,h,i)perylene	n/a	=	0.0116	µg/L	EPA 625m	0.001	0.005	0	30	
2008/09-1	A-1	matrix spike	12/16/2008	Organic	Benzo(g,h,i)perylene	n/a	=	1.2099	µg/L	EPA 625m	0.001	0.005			
2008/09-1	A-1	matrix spike dup	12/16/2008	Organic	Benzo(g,h,i)perylene	n/a	=	0.6973	µg/L	EPA 625m	0.001	0.005			
2008/09-1	A-1	matrix spike dup, rec	12/16/2008	Organic	Benzo(g,h,i)perylene	n/a	=	145	%	EPA 625m	-88	-88	45	165	
2008/09-1	A-1	matrix spike, rec	12/16/2008	Organic	Benzo(g,h,i)perylene	n/a	=	135	%	EPA 625m	-88	-88	45	165	
2008/09-1	A-1	matrix spike, RPD	12/16/2008	Organic	Benzo(g,h,i)perylene	n/a	=	7	%	EPA 625m	-88	-88	0	30	
2008/09-1	Lab	LCS	12/16/2008	Organic	Benzo(g,h,i)perylene	n/a	=	0.2688	µg/L	EPA 625m	0.001	0.005			

Appendix G
2008/09 QA/QC Analysis Results

Event ID	Site ID	QA/QC Sample Type	Analysis Date	Classification	Constituent	Fraction	Sign	Result	Units	Method	MDL	RL	QA LCL	QA UCL	DQO Comp.
2008/09-1	Lab	LCS dup	12/16/2008	Organic	Benzo(g,h,i)perylene	n/a	=	0.2572	µg/L	EPA 625m	0.001	0.005			
2008/09-1	Lab	LCS dup, rec	12/16/2008	Organic	Benzo(g,h,i)perylene	n/a	=	112	%	EPA 625m	-88	-88	45	165	
2008/09-1	Lab	LCS, rec	12/16/2008	Organic	Benzo(g,h,i)perylene	n/a	=	117	%	EPA 625m	-88	-88	45	165	
2008/09-1	Lab	LCS, RPD	12/16/2008	Organic	Benzo(g,h,i)perylene	n/a	=	4	%	EPA 625m	-88	-88	0	30	
2008/09-1	Lab	method blank	12/16/2008	Organic	Benzo(g,h,i)perylene	n/a	<	0.001	µg/L	EPA 625m	0.001	0.005			
2008/09-1	A-1	field duplicate	12/16/2008	Organic	Benzo(k)fluoranthene	n/a	DNQ	0.0029	µg/L	EPA 625m	0.001	0.005			
2008/09-1	A-1	lab duplicate	12/16/2008	Organic	Benzo(k)fluoranthene	n/a	DNQ	0.0038	µg/L	EPA 625m	0.001	0.005	0	30	
2008/09-1	A-1	matrix spike	12/16/2008	Organic	Benzo(k)fluoranthene	n/a	=	0.6942	µg/L	EPA 625m	0.001	0.005			
2008/09-1	A-1	matrix spike dup	12/16/2008	Organic	Benzo(k)fluoranthene	n/a	=	0.3744	µg/L	EPA 625m	0.001	0.005			
2008/09-1	A-1	matrix spike dup, rec	12/16/2008	Organic	Benzo(k)fluoranthene	n/a	=	79	%	EPA 625m	-88	-88	61	143	
2008/09-1	A-1	matrix spike, rec	12/16/2008	Organic	Benzo(k)fluoranthene	n/a	=	78	%	EPA 625m	-88	-88	61	143	
2008/09-1	A-1	matrix spike, RPD	12/16/2008	Organic	Benzo(k)fluoranthene	n/a	=	1	%	EPA 625m	-88	-88	0	30	
2008/09-1	Lab	LCS	12/16/2008	Organic	Benzo(k)fluoranthene	n/a	=	0.188	µg/L	EPA 625m	0.001	0.005			
2008/09-1	Lab	LCS dup	12/16/2008	Organic	Benzo(k)fluoranthene	n/a	=	0.1667	µg/L	EPA 625m	0.001	0.005			
2008/09-1	Lab	LCS dup, rec	12/16/2008	Organic	Benzo(k)fluoranthene	n/a	=	73	%	EPA 625m	-88	-88	61	143	
2008/09-1	Lab	LCS, rec	12/16/2008	Organic	Benzo(k)fluoranthene	n/a	=	82	%	EPA 625m	-88	-88	61	143	
2008/09-1	Lab	LCS, RPD	12/16/2008	Organic	Benzo(k)fluoranthene	n/a	=	12	%	EPA 625m	-88	-88	0	30	
2008/09-1	Lab	method blank	12/16/2008	Organic	Benzo(k)fluoranthene	n/a	<	0.001	µg/L	EPA 625m	0.001	0.005			
2008/09-1	A-1	field duplicate	12/16/2008	Organic	Biphenyl	n/a	DNQ	0.0042	µg/L	EPA 625m	0.001	0.005			
2008/09-1	A-1	lab duplicate	12/16/2008	Organic	Biphenyl	n/a	DNQ	0.0029	µg/L	EPA 625m	0.001	0.005	0	30	
2008/09-1	A-1	matrix spike	12/16/2008	Organic	Biphenyl	n/a	=	0.8362	µg/L	EPA 625m	0.001	0.005			
2008/09-1	A-1	matrix spike dup	12/16/2008	Organic	Biphenyl	n/a	=	0.4702	µg/L	EPA 625m	0.001	0.005			
2008/09-1	A-1	matrix spike dup, rec	12/16/2008	Organic	Biphenyl	n/a	=	99	%	EPA 625m	-88	-88	47	118	
2008/09-1	A-1	matrix spike, rec	12/16/2008	Organic	Biphenyl	n/a	=	94	%	EPA 625m	-88	-88	47	118	
2008/09-1	A-1	matrix spike, RPD	12/16/2008	Organic	Biphenyl	n/a	=	5	%	EPA 625m	-88	-88	0	30	
2008/09-1	Lab	LCS	12/16/2008	Organic	Biphenyl	n/a	=	0.2707	µg/L	EPA 625m	0.001	0.005			
2008/09-1	Lab	LCS dup	12/16/2008	Organic	Biphenyl	n/a	=	0.2506	µg/L	EPA 625m	0.001	0.005			
2008/09-1	Lab	LCS dup, rec	12/16/2008	Organic	Biphenyl	n/a	=	109	%	EPA 625m	-88	-88	47	118	
2008/09-1	Lab	LCS, rec	12/16/2008	Organic	Biphenyl	n/a	=	118	%	EPA 625m	-88	-88	47	118	
2008/09-1	Lab	LCS, RPD	12/16/2008	Organic	Biphenyl	n/a	=	8	%	EPA 625m	-88	-88	0	30	
2008/09-1	Lab	method blank	12/16/2008	Organic	Biphenyl	n/a	<	0.001	µg/L	EPA 625m	0.001	0.005			
2008/09-1	A-1	field duplicate	12/16/2008	Organic	Bis(2-chloroethoxy)methane	n/a	<	0.05	µg/L	EPA 625m	0.05	0.1			
2008/09-1	A-1	lab duplicate	12/16/2008	Organic	Bis(2-chloroethoxy)methane	n/a	<	0.05	µg/L	EPA 625m	0.05	0.1	0	30	
2008/09-1	Lab	method blank	12/16/2008	Organic	Bis(2-chloroethoxy)methane	n/a	<	0.05	µg/L	EPA 625m	0.05	0.1			
2008/09-1	A-1	field duplicate	12/16/2008	Organic	Bis(2-chloroethyl)ether	n/a	<	0.05	µg/L	EPA 625m	0.05	0.1			
2008/09-1	A-1	lab duplicate	12/16/2008	Organic	Bis(2-chloroethyl)ether	n/a	<	0.05	µg/L	EPA 625m	0.05	0.1	0	30	
2008/09-1	Lab	method blank	12/16/2008	Organic	Bis(2-chloroethyl)ether	n/a	<	0.05	µg/L	EPA 625m	0.05	0.1			
2008/09-1	A-1	field duplicate	12/16/2008	Organic	Bis(2-chloroisopropyl)ether	n/a	<	0.05	µg/L	EPA 625m	0.05	0.1			
2008/09-1	A-1	lab duplicate	12/16/2008	Organic	Bis(2-chloroisopropyl)ether	n/a	<	0.05	µg/L	EPA 625m	0.05	0.1	0	30	
2008/09-1	Lab	method blank	12/16/2008	Organic	Bis(2-chloroisopropyl)ether	n/a	<	0.05	µg/L	EPA 625m	0.05	0.1			
2008/09-1	A-1	field duplicate	12/16/2008	Organic	Bis(2-ethylhexyl)phthalate	n/a	=	0.965	µg/L	EPA 625m	0.1	0.125			
2008/09-1	A-1	lab duplicate	12/16/2008	Organic	Bis(2-ethylhexyl)phthalate	n/a	=	1.443	µg/L	EPA 625m	0.1	0.125	0	30	
2008/09-1	A-1	matrix spike	12/16/2008	Organic	Bis(2-ethylhexyl)phthalate	n/a	=	6.3691	µg/L	EPA 625m	0.1	0.125			
2008/09-1	A-1	matrix spike dup	12/16/2008	Organic	Bis(2-ethylhexyl)phthalate	n/a	=	4.1641	µg/L	EPA 625m	0.1	0.125			
2008/09-1	A-1	matrix spike dup, rec	12/16/2008	Organic	Bis(2-ethylhexyl)phthalate	n/a	=	316	%	EPA 625m	-88	-88	42	197	
2008/09-1	A-1	matrix spike, rec	12/16/2008	Organic	Bis(2-ethylhexyl)phthalate	n/a	=	586	%	EPA 625m	-88	-88	42	197	
2008/09-1	A-1	matrix spike, RPD	12/16/2008	Organic	Bis(2-ethylhexyl)phthalate	n/a	=	60	%	EPA 625m	-88	-88	0	30	
2008/09-1	Lab	LCS	12/16/2008	Organic	Bis(2-ethylhexyl)phthalate	n/a	=	0.5214	µg/L	EPA 625m	0.1	0.125			
2008/09-1	Lab	LCS dup	12/16/2008	Organic	Bis(2-ethylhexyl)phthalate	n/a	=	0.5111	µg/L	EPA 625m	0.1	0.125			
2008/09-1	Lab	LCS dup, rec	12/16/2008	Organic	Bis(2-ethylhexyl)phthalate	n/a	=	111	%	EPA 625m	-88	-88	42	197	
2008/09-1	Lab	LCS, rec	12/16/2008	Organic	Bis(2-ethylhexyl)phthalate	n/a	=	114	%	EPA 625m	-88	-88	42	197	
2008/09-1	Lab	LCS, RPD	12/16/2008	Organic	Bis(2-ethylhexyl)phthalate	n/a	=	3	%	EPA 625m	-88	-88	0	30	
2008/09-1	Lab	method blank	12/16/2008	Organic	Bis(2-ethylhexyl)phthalate	n/a	<	0.1	µg/L	EPA 625m	0.1	0.125			
2008/09-1	A-1	field duplicate	12/16/2008	Organic	Butyl benzyl phthalate	n/a	=	0.098	µg/L	EPA 625m	0.025	0.05			
2008/09-1	A-1	lab duplicate	12/16/2008	Organic	Butyl benzyl phthalate	n/a	=	0.13	µg/L	EPA 625m	0.025	0.05	0	30	
2008/09-1	A-1	matrix spike	12/16/2008	Organic	Butyl benzyl phthalate	n/a	=	4.0638	µg/L	EPA 625m	0.025	0.05			

Appendix G
2008/09 QA/QC Analysis Results

Event ID	Site ID	QA/QC Sample Type	Analysis Date	Classification	Constituent	Fraction	Sign	Result	Units	Method	MDL	RL	QA LCL	QA UCL	DQO Comp.
2008/09-1	A-1	matrix spike dup	12/16/2008	Organic	Butyl benzyl phthalate	n/a	=	2.1208	µg/L	EPA 625m	0.025	0.05			
2008/09-1	A-1	matrix spike dup, rec	12/16/2008	Organic	Butyl benzyl phthalate	n/a	=	209	%	EPA 625m	-88	-88	70	176	
2008/09-1	A-1	matrix spike, rec	12/16/2008	Organic	Butyl benzyl phthalate	n/a	=	442	%	EPA 625m	-88	-88	70	176	
2008/09-1	A-1	matrix spike, RPD	12/16/2008	Organic	Butyl benzyl phthalate	n/a	=	72	%	EPA 625m	-88	-88	0	30	
2008/09-1	Lab	LCS	12/16/2008	Organic	Butyl benzyl phthalate	n/a	=	0.5494	µg/L	EPA 625m	0.025	0.05			
2008/09-1	Lab	LCS dup	12/16/2008	Organic	Butyl benzyl phthalate	n/a	=	0.5621	µg/L	EPA 625m	0.025	0.05			
2008/09-1	Lab	LCS dup, rec	12/16/2008	Organic	Butyl benzyl phthalate	n/a	=	123	%	EPA 625m	-88	-88	70	176	
2008/09-1	Lab	LCS, rec	12/16/2008	Organic	Butyl benzyl phthalate	n/a	=	120	%	EPA 625m	-88	-88	70	176	
2008/09-1	Lab	LCS, RPD	12/16/2008	Organic	Butyl benzyl phthalate	n/a	=	2	%	EPA 625m	-88	-88	0	30	
2008/09-1	Lab	method blank	12/16/2008	Organic	Butyl benzyl phthalate	n/a	<	0.025	µg/L	EPA 625m	0.025	0.05			
2008/09-1	A-1	field duplicate	12/16/2008	Organic	Chrysene	n/a	=	0.0169	µg/L	EPA 625m	0.001	0.005			
2008/09-1	A-1	lab duplicate	12/16/2008	Organic	Chrysene	n/a	=	0.0187	µg/L	EPA 625m	0.001	0.005	0	30	
2008/09-1	A-1	matrix spike	12/16/2008	Organic	Chrysene	n/a	=	0.6427	µg/L	EPA 625m	0.001	0.005			
2008/09-1	A-1	matrix spike dup	12/16/2008	Organic	Chrysene	n/a	=	0.3834	µg/L	EPA 625m	0.001	0.005			
2008/09-1	A-1	matrix spike dup, rec	12/16/2008	Organic	Chrysene	n/a	=	78	%	EPA 625m	-88	-88	47	144	
2008/09-1	A-1	matrix spike, rec	12/16/2008	Organic	Chrysene	n/a	=	71	%	EPA 625m	-88	-88	47	144	
2008/09-1	A-1	matrix spike, RPD	12/16/2008	Organic	Chrysene	n/a	=	9	%	EPA 625m	-88	-88	0	30	
2008/09-1	Lab	LCS	12/16/2008	Organic	Chrysene	n/a	=	0.1766	µg/L	EPA 625m	0.001	0.005			
2008/09-1	Lab	LCS dup	12/16/2008	Organic	Chrysene	n/a	=	0.172	µg/L	EPA 625m	0.001	0.005			
2008/09-1	Lab	LCS dup, rec	12/16/2008	Organic	Chrysene	n/a	=	75	%	EPA 625m	-88	-88	47	144	
2008/09-1	Lab	LCS, rec	12/16/2008	Organic	Chrysene	n/a	=	77	%	EPA 625m	-88	-88	47	144	
2008/09-1	Lab	LCS, RPD	12/16/2008	Organic	Chrysene	n/a	=	3	%	EPA 625m	-88	-88	0	30	
2008/09-1	Lab	method blank	12/16/2008	Organic	Chrysene	n/a	<	0.001	µg/L	EPA 625m	0.001	0.005			
2008/09-1	A-1	srgt environ	12/16/2008	Organic	Chrysene-d12	n/a	=	0.26	µg/L	EPA 625m	-88	-88	56	139	
2008/09-1	A-1	srgt environ	12/16/2008	Organic	Chrysene-d12	n/a	=	0.255	µg/L	EPA 625m	-88	-88	-88	-88	
2008/09-1	A-1	srgt environ	12/16/2008	Organic	Chrysene-d12	n/a	=	0.32	µg/L	EPA 625m	-88	-88	56	139	
2008/09-1	A-1	srgt environ, rec	12/16/2008	Organic	Chrysene-d12	n/a	=	52	%	EPA 625m	-88	-88	56	139	
2008/09-1	A-1	srgt environ, rec	12/16/2008	Organic	Chrysene-d12	n/a	=	64	%	EPA 625m	-88	-88	56	139	
2008/09-1	A-1	srgt environ, rec	12/16/2008	Organic	Chrysene-d12	n/a	=	51	%	EPA 625m	-88	-88	56	139	
2008/09-1	A-1	srgt matrix spike	12/16/2008	Organic	Chrysene-d12	n/a	=	0.295	µg/L	EPA 625m	-88	-88	56	139	
2008/09-1	A-1	srgt matrix spike dup	12/16/2008	Organic	Chrysene-d12	n/a	=	0.305	µg/L	EPA 625m	-88	-88	56	139	
2008/09-1	A-1	srgt matrix spike dup, rec	12/16/2008	Organic	Chrysene-d12	n/a	=	61	%	EPA 625m	-88	-88	56	139	
2008/09-1	A-1	srgt matrix spike, rec	12/16/2008	Organic	Chrysene-d12	n/a	=	59	%	EPA 625m	-88	-88	56	139	
2008/09-1	A-1	srgt matrix spike, RPD	12/16/2008	Organic	Chrysene-d12	n/a	=	3	%	EPA 625m	-88	-88	0	30	
2008/09-1	Lab	srgt LCS	12/16/2008	Organic	Chrysene-d12	n/a	=	0.355	µg/L	EPA 625m	-88	-88	56	139	
2008/09-1	Lab	srgt LCS dup	12/16/2008	Organic	Chrysene-d12	n/a	=	0.335	µg/L	EPA 625m	-88	-88	56	139	
2008/09-1	Lab	srgt LCS dup, rec	12/16/2008	Organic	Chrysene-d12	n/a	=	67	%	EPA 625m	-88	-88	56	139	
2008/09-1	Lab	srgt LCS, rec	12/16/2008	Organic	Chrysene-d12	n/a	=	71	%	EPA 625m	-88	-88	56	139	
2008/09-1	Lab	srgt LCS, RPD	12/16/2008	Organic	Chrysene-d12	n/a	=	6	%	EPA 625m	-88	-88	0	30	
2008/09-1	Lab	srgt method blank	12/16/2008	Organic	Chrysene-d12	n/a	=	0.34	µg/L	EPA 625m	-88	-88	56	139	
2008/09-1	Lab	srgt method blank, rec	12/16/2008	Organic	Chrysene-d12	n/a	=	68	%	EPA 625m	-88	-88	56	139	
2008/09-1	ME-CC	srgt environ	12/16/2008	Organic	Chrysene-d12	n/a	=	0.315	µg/L	EPA 625m	-88	-88	56	139	
2008/09-1	ME-CC	srgt environ, rec	12/16/2008	Organic	Chrysene-d12	n/a	=	63	%	EPA 625m	-88	-88	56	139	
2008/09-1	ME-SCR	srgt environ	12/16/2008	Organic	Chrysene-d12	n/a	=	0.27	µg/L	EPA 625m	-88	-88	56	139	
2008/09-1	ME-SCR	srgt environ, rec	12/16/2008	Organic	Chrysene-d12	n/a	=	54	%	EPA 625m	-88	-88	56	139	
2008/09-1	ME-VR2	srgt environ	12/16/2008	Organic	Chrysene-d12	n/a	=	0.29	µg/L	EPA 625m	-88	-88	56	139	
2008/09-1	ME-VR2	srgt environ, rec	12/16/2008	Organic	Chrysene-d12	n/a	=	58	%	EPA 625m	-88	-88	56	139	
2008/09-1	W-3	srgt environ	12/16/2008	Organic	Chrysene-d12	n/a	=	0.29	µg/L	EPA 625m	-88	-88	56	139	
2008/09-1	W-3	srgt environ, rec	12/16/2008	Organic	Chrysene-d12	n/a	=	58	%	EPA 625m	-88	-88	56	139	
2008/09-1	W-4	srgt environ	12/16/2008	Organic	Chrysene-d12	n/a	=	0.27	µg/L	EPA 625m	-88	-88	56	139	
2008/09-1	W-4	srgt environ, rec	12/16/2008	Organic	Chrysene-d12	n/a	=	54	%	EPA 625m	-88	-88	56	139	
2008/09-1	A-1	field duplicate	12/16/2008	Organic	Dibenz(a,h)anthracene	n/a	=	0.0068	µg/L	EPA 625m	0.001	0.005			
2008/09-1	A-1	lab duplicate	12/16/2008	Organic	Dibenz(a,h)anthracene	n/a	<	0.001	µg/L	EPA 625m	0.001	0.005	0	30	
2008/09-1	A-1	matrix spike	12/16/2008	Organic	Dibenz(a,h)anthracene	n/a	=	1.7268	µg/L	EPA 625m	0.001	0.005			
2008/09-1	A-1	matrix spike dup	12/16/2008	Organic	Dibenz(a,h)anthracene	n/a	=	1.0098	µg/L	EPA 625m	0.001	0.005			
2008/09-1	A-1	matrix spike dup, rec	12/16/2008	Organic	Dibenz(a,h)anthracene	n/a	=	212	%	EPA 625m	-88	-88	52	156	

Appendix G
2008/09 QA/QC Analysis Results

Event ID	Site ID	QA/QC Sample Type	Analysis Date	Classification	Constituent	Fraction	Sign	Result	Units	Method	MDL	RL	QA LCL	QA UCL	DQO Comp.
2008/09-1	A-1	matrix spike, rec	12/16/2008	Organic	Dibenz(a,h)anthracene	n/a	=	194	%	EPA 625m	-88	-88	52	156	
2008/09-1	A-1	matrix spike, RPD	12/16/2008	Organic	Dibenz(a,h)anthracene	n/a	=	9	%	EPA 625m	-88	-88	0	30	
2008/09-1	Lab	LCS	12/16/2008	Organic	Dibenz(a,h)anthracene	n/a	=	0.2664	µg/L	EPA 625m	0.001	0.005			
2008/09-1	Lab	LCS dup	12/16/2008	Organic	Dibenz(a,h)anthracene	n/a	=	0.2643	µg/L	EPA 625m	0.001	0.005			
2008/09-1	Lab	LCS dup, rec	12/16/2008	Organic	Dibenz(a,h)anthracene	n/a	=	115	%	EPA 625m	-88	-88	52	156	
2008/09-1	Lab	LCS, rec	12/16/2008	Organic	Dibenz(a,h)anthracene	n/a	=	116	%	EPA 625m	-88	-88	52	156	
2008/09-1	Lab	LCS, RPD	12/16/2008	Organic	Dibenz(a,h)anthracene	n/a	=	1	%	EPA 625m	-88	-88	0	30	
2008/09-1	Lab	method blank	12/16/2008	Organic	Dibenz(a,h)anthracene	n/a	<	0.001	µg/L	EPA 625m	0.001	0.005			
2008/09-1	A-1	field duplicate	12/16/2008	Organic	Dibenzothiophene	n/a	=	0.0065	µg/L	EPA 625m	0.001	0.005			
2008/09-1	A-1	lab duplicate	12/16/2008	Organic	Dibenzothiophene	n/a	=	0.0064	µg/L	EPA 625m	0.001	0.005	0	30	
2008/09-1	A-1	matrix spike	12/16/2008	Organic	Dibenzothiophene	n/a	=	0.9048	µg/L	EPA 625m	0.001	0.005			
2008/09-1	A-1	matrix spike dup	12/16/2008	Organic	Dibenzothiophene	n/a	=	0.531	µg/L	EPA 625m	0.001	0.005			
2008/09-1	A-1	matrix spike dup, rec	12/16/2008	Organic	Dibenzothiophene	n/a	=	110	%	EPA 625m	-88	-88	54	136	
2008/09-1	A-1	matrix spike, rec	12/16/2008	Organic	Dibenzothiophene	n/a	=	101	%	EPA 625m	-88	-88	54	136	
2008/09-1	A-1	matrix spike, RPD	12/16/2008	Organic	Dibenzothiophene	n/a	=	9	%	EPA 625m	-88	-88	0	30	
2008/09-1	Lab	LCS	12/16/2008	Organic	Dibenzothiophene	n/a	=	0.258	µg/L	EPA 625m	0.001	0.005			
2008/09-1	Lab	LCS dup	12/16/2008	Organic	Dibenzothiophene	n/a	=	0.2582	µg/L	EPA 625m	0.001	0.005			
2008/09-1	Lab	LCS dup, rec	12/16/2008	Organic	Dibenzothiophene	n/a	=	113	%	EPA 625m	-88	-88	54	136	
2008/09-1	Lab	LCS, rec	12/16/2008	Organic	Dibenzothiophene	n/a	=	113	%	EPA 625m	-88	-88	54	136	
2008/09-1	Lab	LCS, RPD	12/16/2008	Organic	Dibenzothiophene	n/a	=	0	%	EPA 625m	-88	-88	0	30	
2008/09-1	Lab	method blank	12/16/2008	Organic	Dibenzothiophene	n/a	<	0.001	µg/L	EPA 625m	0.001	0.005			
2008/09-1	A-1	srgt environ	12/2/2008	Organic	Dibromofluoromethane	n/a	=	-88	µg/L	EPA 8260B	-88	-88	-88	-88	
2008/09-1	A-1	srgt environ	12/2/2008	Organic	Dibromofluoromethane	n/a	=	-88	µg/L	EPA 8260B	-88	-88	-88	-88	
2008/09-1	A-1	srgt environ, rec	12/2/2008	Organic	Dibromofluoromethane	n/a	=	98	%	EPA 8260B	-88	-88	82	130	
2008/09-1	A-1	srgt environ, rec	12/2/2008	Organic	Dibromofluoromethane	n/a	=	101	%	EPA 8260B	-88	-88	82	130	
2008/09-1	Lab	srgt method blank	12/1/2008	Organic	Dibromofluoromethane	n/a	=	-88	µg/L	EPA 8260B	-88	-88	-88	-88	
2008/09-1	Lab	srgt method blank, rec	12/1/2008	Organic	Dibromofluoromethane	n/a	=	96	%	EPA 8260B	-88	-88	82	130	
2008/09-1	W-3	srgt environ	12/2/2008	Organic	Dibromofluoromethane	n/a	=	-88	µg/L	EPA 8260B	-88	-88	-88	-88	
2008/09-1	W-3	srgt environ, rec	12/2/2008	Organic	Dibromofluoromethane	n/a	=	97	%	EPA 8260B	-88	-88	82	130	
2008/09-1	W-4	srgt environ	12/2/2008	Organic	Dibromofluoromethane	n/a	=	-88	µg/L	EPA 8260B	-88	-88	-88	-88	
2008/09-1	W-4	srgt environ, rec	12/2/2008	Organic	Dibromofluoromethane	n/a	=	96	%	EPA 8260B	-88	-88	82	130	
2008/09-1	A-1	field duplicate	12/16/2008	Organic	Diethyl phthalate	n/a	=	0.151	µg/L	EPA 625m	0.1	0.125			
2008/09-1	A-1	lab duplicate	12/16/2008	Organic	Diethyl phthalate	n/a	=	0.159	µg/L	EPA 625m	0.1	0.125	0	30	
2008/09-1	A-1	matrix spike	12/16/2008	Organic	Diethyl phthalate	n/a	=	1.739	µg/L	EPA 625m	0.1	0.125			
2008/09-1	A-1	matrix spike dup	12/16/2008	Organic	Diethyl phthalate	n/a	=	1.0395	µg/L	EPA 625m	0.1	0.125			
2008/09-1	A-1	matrix spike dup, rec	12/16/2008	Organic	Diethyl phthalate	n/a	=	90	%	EPA 625m	-88	-88	80	137	
2008/09-1	A-1	matrix spike, rec	12/16/2008	Organic	Diethyl phthalate	n/a	=	176	%	EPA 625m	-88	-88	80	137	
2008/09-1	A-1	matrix spike, RPD	12/16/2008	Organic	Diethyl phthalate	n/a	=	65	%	EPA 625m	-88	-88	0	30	
2008/09-1	Lab	LCS	12/16/2008	Organic	Diethyl phthalate	n/a	=	0.4488	µg/L	EPA 625m	0.1	0.125			
2008/09-1	Lab	LCS dup	12/16/2008	Organic	Diethyl phthalate	n/a	=	0.4309	µg/L	EPA 625m	0.1	0.125			
2008/09-1	Lab	LCS dup, rec	12/16/2008	Organic	Diethyl phthalate	n/a	=	94	%	EPA 625m	-88	-88	80	137	
2008/09-1	Lab	LCS, rec	12/16/2008	Organic	Diethyl phthalate	n/a	=	98	%	EPA 625m	-88	-88	80	137	
2008/09-1	Lab	LCS, RPD	12/16/2008	Organic	Diethyl phthalate	n/a	=	4	%	EPA 625m	-88	-88	0	30	
2008/09-1	Lab	method blank	12/16/2008	Organic	Diethyl phthalate	n/a	<	0.1	µg/L	EPA 625m	0.1	0.125			
2008/09-1	A-1	field duplicate	12/16/2008	Organic	Dimethyl phthalate	n/a	<	0.05	µg/L	EPA 625m	0.05	0.075			
2008/09-1	A-1	lab duplicate	12/16/2008	Organic	Dimethyl phthalate	n/a	<	0.05	µg/L	EPA 625m	0.05	0.075	0	30	
2008/09-1	A-1	matrix spike	12/16/2008	Organic	Dimethyl phthalate	n/a	=	1.4374	µg/L	EPA 625m	0.05	0.075			
2008/09-1	A-1	matrix spike dup	12/16/2008	Organic	Dimethyl phthalate	n/a	=	0.7853	µg/L	EPA 625m	0.05	0.075			
2008/09-1	A-1	matrix spike dup, rec	12/16/2008	Organic	Dimethyl phthalate	n/a	=	82	%	EPA 625m	-88	-88	64	128	
2008/09-1	A-1	matrix spike, rec	12/16/2008	Organic	Dimethyl phthalate	n/a	=	162	%	EPA 625m	-88	-88	64	128	
2008/09-1	A-1	matrix spike, RPD	12/16/2008	Organic	Dimethyl phthalate	n/a	=	66	%	EPA 625m	-88	-88	0	30	
2008/09-1	Lab	LCS	12/16/2008	Organic	Dimethyl phthalate	n/a	=	0.3969	µg/L	EPA 625m	0.05	0.075			
2008/09-1	Lab	LCS dup	12/16/2008	Organic	Dimethyl phthalate	n/a	=	0.402	µg/L	EPA 625m	0.05	0.075			
2008/09-1	Lab	LCS dup, rec	12/16/2008	Organic	Dimethyl phthalate	n/a	=	88	%	EPA 625m	-88	-88	64	128	
2008/09-1	Lab	LCS, rec	12/16/2008	Organic	Dimethyl phthalate	n/a	=	87	%	EPA 625m	-88	-88	64	128	
2008/09-1	Lab	LCS, RPD	12/16/2008	Organic	Dimethyl phthalate	n/a	=	1	%	EPA 625m	-88	-88	0	30	

Appendix G
2008/09 QA/QC Analysis Results

Event ID	Site ID	QA/QC Sample Type	Analysis Date	Classification	Constituent	Fraction	Sign	Result	Units	Method	MDL	RL	QA LCL	QA UCL	DQO Comp.
2008/09-1	Lab	method blank	12/16/2008	Organic	Dimethyl phthalate	n/a	<	0.05	µg/L	EPA 625m	0.05	0.075			
2008/09-1	A-1	field duplicate	12/16/2008	Organic	Di-n-butylphthalate	n/a	DNQ	0.084	µg/L	EPA 625m	0.075	0.1			
2008/09-1	A-1	lab duplicate	12/16/2008	Organic	Di-n-butylphthalate	n/a	=	0.147	µg/L	EPA 625m	0.075	0.1	0	30	
2008/09-1	A-1	matrix spike	12/16/2008	Organic	Di-n-butylphthalate	n/a	=	2.9919	µg/L	EPA 625m	0.075	0.1			
2008/09-1	A-1	matrix spike dup	12/16/2008	Organic	Di-n-butylphthalate	n/a	=	1.5383	µg/L	EPA 625m	0.075	0.1			
2008/09-1	A-1	matrix spike dup, rec	12/16/2008	Organic	Di-n-butylphthalate	n/a	=	145	%	EPA 625m	-88	-88	83	138	
2008/09-1	A-1	matrix spike, rec	12/16/2008	Organic	Di-n-butylphthalate	n/a	=	319	%	EPA 625m	-88	-88	83	138	
2008/09-1	A-1	matrix spike, RPD	12/16/2008	Organic	Di-n-butylphthalate	n/a	=	75	%	EPA 625m	-88	-88	0	30	
2008/09-1	Lab	LCS	12/16/2008	Organic	Di-n-butylphthalate	n/a	=	0.6016	µg/L	EPA 625m	0.075	0.1			
2008/09-1	Lab	LCS dup	12/16/2008	Organic	Di-n-butylphthalate	n/a	=	0.5433	µg/L	EPA 625m	0.075	0.1			
2008/09-1	Lab	LCS dup, rec	12/16/2008	Organic	Di-n-butylphthalate	n/a	=	118	%	EPA 625m	-88	-88	83	138	
2008/09-1	Lab	LCS, rec	12/16/2008	Organic	Di-n-butylphthalate	n/a	=	131	%	EPA 625m	-88	-88	83	138	
2008/09-1	Lab	LCS, RPD	12/16/2008	Organic	Di-n-butylphthalate	n/a	=	10	%	EPA 625m	-88	-88	0	30	
2008/09-1	Lab	method blank	12/16/2008	Organic	Di-n-butylphthalate	n/a	<	0.075	µg/L	EPA 625m	0.075	0.1			
2008/09-1	A-1	field duplicate	12/16/2008	Organic	Di-n-octylphthalate	n/a	=	0.038	µg/L	EPA 625m	0.01	0.02			
2008/09-1	A-1	lab duplicate	12/16/2008	Organic	Di-n-octylphthalate	n/a	=	0.069	µg/L	EPA 625m	0.01	0.02	0	30	
2008/09-1	A-1	matrix spike	12/16/2008	Organic	Di-n-octylphthalate	n/a	=	5.9876	µg/L	EPA 625m	0.01	0.02			
2008/09-1	A-1	matrix spike dup	12/16/2008	Organic	Di-n-octylphthalate	n/a	=	3.2616	µg/L	EPA 625m	0.01	0.02			
2008/09-1	A-1	matrix spike dup, rec	12/16/2008	Organic	Di-n-octylphthalate	n/a	=	343	%	EPA 625m	-88	-88	58	160	
2008/09-1	A-1	matrix spike, rec	12/16/2008	Organic	Di-n-octylphthalate	n/a	=	674	%	EPA 625m	-88	-88	58	160	
2008/09-1	A-1	matrix spike, RPD	12/16/2008	Organic	Di-n-octylphthalate	n/a	=	65	%	EPA 625m	-88	-88	0	30	
2008/09-1	Lab	LCS	12/16/2008	Organic	Di-n-octylphthalate	n/a	=	0.4071	µg/L	EPA 625m	0.01	0.02			
2008/09-1	Lab	LCS dup	12/16/2008	Organic	Di-n-octylphthalate	n/a	=	0.4805	µg/L	EPA 625m	0.01	0.02			
2008/09-1	Lab	LCS dup, rec	12/16/2008	Organic	Di-n-octylphthalate	n/a	=	105	%	EPA 625m	-88	-88	58	160	
2008/09-1	Lab	LCS, rec	12/16/2008	Organic	Di-n-octylphthalate	n/a	=	89	%	EPA 625m	-88	-88	58	160	
2008/09-1	Lab	LCS, RPD	12/16/2008	Organic	Di-n-octylphthalate	n/a	=	16	%	EPA 625m	-88	-88	0	30	
2008/09-1	Lab	method blank	12/16/2008	Organic	Di-n-octylphthalate	n/a	<	0.01	µg/L	EPA 625m	0.01	0.02			
2008/09-1	A-1	field duplicate	12/16/2008	Organic	Fluoranthene	n/a	=	0.0295	µg/L	EPA 625m	0.001	0.005			
2008/09-1	A-1	lab duplicate	12/16/2008	Organic	Fluoranthene	n/a	=	0.0247	µg/L	EPA 625m	0.001	0.005	0	30	
2008/09-1	A-1	matrix spike	12/16/2008	Organic	Fluoranthene	n/a	=	1.0231	µg/L	EPA 625m	0.001	0.005			
2008/09-1	A-1	matrix spike dup	12/16/2008	Organic	Fluoranthene	n/a	=	0.6017	µg/L	EPA 625m	0.001	0.005			
2008/09-1	A-1	matrix spike dup, rec	12/16/2008	Organic	Fluoranthene	n/a	=	123	%	EPA 625m	-88	-88	66	132	
2008/09-1	A-1	matrix spike, rec	12/16/2008	Organic	Fluoranthene	n/a	=	113	%	EPA 625m	-88	-88	66	132	
2008/09-1	A-1	matrix spike, RPD	12/16/2008	Organic	Fluoranthene	n/a	=	8	%	EPA 625m	-88	-88	0	30	
2008/09-1	Lab	LCS	12/16/2008	Organic	Fluoranthene	n/a	=	0.2549	µg/L	EPA 625m	0.001	0.005			
2008/09-1	Lab	LCS dup	12/16/2008	Organic	Fluoranthene	n/a	=	0.2628	µg/L	EPA 625m	0.001	0.005			
2008/09-1	Lab	LCS dup, rec	12/16/2008	Organic	Fluoranthene	n/a	=	115	%	EPA 625m	-88	-88	66	132	
2008/09-1	Lab	LCS, rec	12/16/2008	Organic	Fluoranthene	n/a	=	111	%	EPA 625m	-88	-88	66	132	
2008/09-1	Lab	LCS, RPD	12/16/2008	Organic	Fluoranthene	n/a	=	4	%	EPA 625m	-88	-88	0	30	
2008/09-1	Lab	method blank	12/16/2008	Organic	Fluoranthene	n/a	<	0.001	µg/L	EPA 625m	0.001	0.005			
2008/09-1	A-1	field duplicate	12/16/2008	Organic	Fluorene	n/a	<	0.001	µg/L	EPA 625m	0.001	0.005			
2008/09-1	A-1	lab duplicate	12/16/2008	Organic	Fluorene	n/a	DNQ	0.0016	µg/L	EPA 625m	0.001	0.005	0	30	
2008/09-1	A-1	matrix spike	12/16/2008	Organic	Fluorene	n/a	=	0.9518	µg/L	EPA 625m	0.001	0.005			
2008/09-1	A-1	matrix spike dup	12/16/2008	Organic	Fluorene	n/a	=	0.5379	µg/L	EPA 625m	0.001	0.005			
2008/09-1	A-1	matrix spike dup, rec	12/16/2008	Organic	Fluorene	n/a	=	113	%	EPA 625m	-88	-88	60	122	
2008/09-1	A-1	matrix spike, rec	12/16/2008	Organic	Fluorene	n/a	=	107	%	EPA 625m	-88	-88	60	122	
2008/09-1	A-1	matrix spike, RPD	12/16/2008	Organic	Fluorene	n/a	=	5	%	EPA 625m	-88	-88	0	30	
2008/09-1	Lab	LCS	12/16/2008	Organic	Fluorene	n/a	=	0.2644	µg/L	EPA 625m	0.001	0.005			
2008/09-1	Lab	LCS dup	12/16/2008	Organic	Fluorene	n/a	=	0.2661	µg/L	EPA 625m	0.001	0.005			
2008/09-1	Lab	LCS dup, rec	12/16/2008	Organic	Fluorene	n/a	=	116	%	EPA 625m	-88	-88	60	122	
2008/09-1	Lab	LCS, rec	12/16/2008	Organic	Fluorene	n/a	=	115	%	EPA 625m	-88	-88	60	122	
2008/09-1	Lab	LCS, RPD	12/16/2008	Organic	Fluorene	n/a	=	1	%	EPA 625m	-88	-88	0	30	
2008/09-1	Lab	method blank	12/16/2008	Organic	Fluorene	n/a	<	0.001	µg/L	EPA 625m	0.001	0.005			
2008/09-1	A-1	field duplicate	12/16/2008	Organic	Hexachlorobenzene	n/a	<	0.001	µg/L	EPA 625m	0.001	0.005			
2008/09-1	A-1	lab duplicate	12/16/2008	Organic	Hexachlorobenzene	n/a	<	0.001	µg/L	EPA 625m	0.001	0.005	0	30	
2008/09-1	A-1	matrix spike	12/16/2008	Organic	Hexachlorobenzene	n/a	=	1.2935	µg/L	EPA 625m	0.001	0.005			

Appendix G
2008/09 QA/QC Analysis Results

Event ID	Site ID	QA/QC Sample Type	Analysis Date	Classification	Constituent	Fraction	Sign	Result	Units	Method	MDL	RL	QA LCL	QA UCL	DQO Comp.
2008/09-1	A-1	matrix spike dup	12/16/2008	Organic	Hexachlorobenzene	n/a	=	0.7162	µg/L	EPA 625m	0.001	0.005			
2008/09-1	A-1	matrix spike dup, rec	12/16/2008	Organic	Hexachlorobenzene	n/a	=	75	%	EPA 625m	-88	-88	37	112	
2008/09-1	A-1	matrix spike, rec	12/16/2008	Organic	Hexachlorobenzene	n/a	=	73	%	EPA 625m	-88	-88	37	112	
2008/09-1	A-1	matrix spike, RPD	12/16/2008	Organic	Hexachlorobenzene	n/a	=	3	%	EPA 625m	-88	-88	0	30	
2008/09-1	Lab	LCS	12/16/2008	Organic	Hexachlorobenzene	n/a	=	0.3899	µg/L	EPA 625m	0.001	0.005			
2008/09-1	Lab	LCS dup	12/16/2008	Organic	Hexachlorobenzene	n/a	=	0.383	µg/L	EPA 625m	0.001	0.005			
2008/09-1	Lab	LCS dup, rec	12/16/2008	Organic	Hexachlorobenzene	n/a	=	84	%	EPA 625m	-88	-88	37	112	
2008/09-1	Lab	LCS, rec	12/16/2008	Organic	Hexachlorobenzene	n/a	=	85	%	EPA 625m	-88	-88	37	112	
2008/09-1	Lab	LCS, RPD	12/16/2008	Organic	Hexachlorobenzene	n/a	=	1	%	EPA 625m	-88	-88	0	30	
2008/09-1	Lab	method blank	12/16/2008	Organic	Hexachlorobenzene	n/a	<	0.001	µg/L	EPA 625m	0.001	0.005			
2008/09-1	A-1	field duplicate	12/16/2008	Organic	Hexachlorobutadiene	n/a	<	0.05	µg/L	EPA 625m	0.05	0.1			
2008/09-1	A-1	lab duplicate	12/16/2008	Organic	Hexachlorobutadiene	n/a	<	0.05	µg/L	EPA 625m	0.05	0.1	0	30	
2008/09-1	Lab	method blank	12/16/2008	Organic	Hexachlorobutadiene	n/a	<	0.05	µg/L	EPA 625m	0.05	0.1			
2008/09-1	A-1	field duplicate	12/16/2008	Organic	Hexachlorocyclopentadiene	n/a	<	0.05	µg/L	EPA 625m	0.05	0.1			
2008/09-1	A-1	lab duplicate	12/16/2008	Organic	Hexachlorocyclopentadiene	n/a	<	0.05	µg/L	EPA 625m	0.05	0.1	0	30	
2008/09-1	Lab	method blank	12/16/2008	Organic	Hexachlorocyclopentadiene	n/a	<	0.05	µg/L	EPA 625m	0.05	0.1			
2008/09-1	A-1	field duplicate	12/16/2008	Organic	Hexachloroethane	n/a	<	0.05	µg/L	EPA 625m	0.05	0.1			
2008/09-1	A-1	lab duplicate	12/16/2008	Organic	Hexachloroethane	n/a	<	0.05	µg/L	EPA 625m	0.05	0.1	0	30	
2008/09-1	Lab	method blank	12/16/2008	Organic	Hexachloroethane	n/a	<	0.05	µg/L	EPA 625m	0.05	0.1			
2008/09-1	A-1	field duplicate	12/16/2008	Organic	Indeno(1,2,3-cd)pyrene	n/a	=	0.0053	µg/L	EPA 625m	0.001	0.005			
2008/09-1	A-1	lab duplicate	12/16/2008	Organic	Indeno(1,2,3-cd)pyrene	n/a	<	0.001	µg/L	EPA 625m	0.001	0.005	0	30	
2008/09-1	A-1	matrix spike	12/16/2008	Organic	Indeno(1,2,3-cd)pyrene	n/a	=	1.3595	µg/L	EPA 625m	0.001	0.005			
2008/09-1	A-1	matrix spike dup	12/16/2008	Organic	Indeno(1,2,3-cd)pyrene	n/a	=	0.7573	µg/L	EPA 625m	0.001	0.005			
2008/09-1	A-1	matrix spike dup, rec	12/16/2008	Organic	Indeno(1,2,3-cd)pyrene	n/a	=	159	%	EPA 625m	-88	-88	53	161	
2008/09-1	A-1	matrix spike, rec	12/16/2008	Organic	Indeno(1,2,3-cd)pyrene	n/a	=	153	%	EPA 625m	-88	-88	53	161	
2008/09-1	A-1	matrix spike, RPD	12/16/2008	Organic	Indeno(1,2,3-cd)pyrene	n/a	=	4	%	EPA 625m	-88	-88	0	30	
2008/09-1	Lab	LCS	12/16/2008	Organic	Indeno(1,2,3-cd)pyrene	n/a	=	0.2193	µg/L	EPA 625m	0.001	0.005			
2008/09-1	Lab	LCS dup	12/16/2008	Organic	Indeno(1,2,3-cd)pyrene	n/a	=	0.2224	µg/L	EPA 625m	0.001	0.005			
2008/09-1	Lab	LCS dup, rec	12/16/2008	Organic	Indeno(1,2,3-cd)pyrene	n/a	=	97	%	EPA 625m	-88	-88	53	161	
2008/09-1	Lab	LCS, rec	12/16/2008	Organic	Indeno(1,2,3-cd)pyrene	n/a	=	96	%	EPA 625m	-88	-88	53	161	
2008/09-1	Lab	LCS, RPD	12/16/2008	Organic	Indeno(1,2,3-cd)pyrene	n/a	=	1	%	EPA 625m	-88	-88	0	30	
2008/09-1	Lab	method blank	12/16/2008	Organic	Indeno(1,2,3-cd)pyrene	n/a	<	0.001	µg/L	EPA 625m	0.001	0.005			
2008/09-1	A-1	field duplicate	12/16/2008	Organic	Isophorone	n/a	<	0.05	µg/L	EPA 625m	0.05	0.1			
2008/09-1	A-1	lab duplicate	12/16/2008	Organic	Isophorone	n/a	<	0.05	µg/L	EPA 625m	0.05	0.1	0	30	
2008/09-1	Lab	method blank	12/16/2008	Organic	Isophorone	n/a	<	0.05	µg/L	EPA 625m	0.05	0.1			
2008/09-1	A-1	field duplicate	12/2/2008	Organic	Methyl tert-butyl ether (MTBE)	n/a	<	1	µg/L	EPA 8260B	1	1			
2008/09-1	A-1	matrix spike	12/2/2008	Organic	Methyl tert-butyl ether (MTBE)	n/a	=	48.35	µg/L	EPA 8260B	1	1			
2008/09-1	A-1	matrix spike dup	12/2/2008	Organic	Methyl tert-butyl ether (MTBE)	n/a	=	45.99	µg/L	EPA 8260B	1	1			
2008/09-1	A-1	matrix spike dup, rec	12/2/2008	Organic	Methyl tert-butyl ether (MTBE)	n/a	=	92	%	EPA 8260B	-88	-88	71	131	
2008/09-1	A-1	matrix spike, rec	12/2/2008	Organic	Methyl tert-butyl ether (MTBE)	n/a	=	97	%	EPA 8260B	-88	-88	71	131	
2008/09-1	A-1	matrix spike, RPD	12/2/2008	Organic	Methyl tert-butyl ether (MTBE)	n/a	=	5	%	EPA 8260B	-88	-88	0	13	
2008/09-1	Lab	LCS	12/1/2008	Organic	Methyl tert-butyl ether (MTBE)	n/a	=	49.34	µg/L	EPA 8260B	1	1			
2008/09-1	Lab	LCS dup	12/1/2008	Organic	Methyl tert-butyl ether (MTBE)	n/a	=	46.22	µg/L	EPA 8260B	1	1			
2008/09-1	Lab	LCS dup, rec	12/1/2008	Organic	Methyl tert-butyl ether (MTBE)	n/a	=	92	%	EPA 8260B	-88	-88	82	118	
2008/09-1	Lab	LCS, rec	12/1/2008	Organic	Methyl tert-butyl ether (MTBE)	n/a	=	99	%	EPA 8260B	-88	-88	82	118	
2008/09-1	Lab	LCS, RPD	12/1/2008	Organic	Methyl tert-butyl ether (MTBE)	n/a	=	7	%	EPA 8260B	-88	-88	0	13	
2008/09-1	Lab	method blank	12/1/2008	Organic	Methyl tert-butyl ether (MTBE)	n/a	<	1	µg/L	EPA 8260B	1	1			
2008/09-1	A-1	field duplicate	12/16/2008	Organic	Naphthalene	n/a	=	0.017	µg/L	EPA 625m	0.001	0.005			
2008/09-1	A-1	lab duplicate	12/16/2008	Organic	Naphthalene	n/a	=	0.013	µg/L	EPA 625m	0.001	0.005	0	30	
2008/09-1	A-1	matrix spike	12/16/2008	Organic	Naphthalene	n/a	=	0.8126	µg/L	EPA 625m	0.001	0.005			
2008/09-1	A-1	matrix spike dup	12/16/2008	Organic	Naphthalene	n/a	=	0.4653	µg/L	EPA 625m	0.001	0.005			
2008/09-1	A-1	matrix spike dup, rec	12/16/2008	Organic	Naphthalene	n/a	=	95	%	EPA 625m	-88	-88	41	109	
2008/09-1	A-1	matrix spike, rec	12/16/2008	Organic	Naphthalene	n/a	=	90	%	EPA 625m	-88	-88	41	109	
2008/09-1	A-1	matrix spike, RPD	12/16/2008	Organic	Naphthalene	n/a	=	5	%	EPA 625m	-88	-88	0	30	
2008/09-1	Lab	LCS	12/16/2008	Organic	Naphthalene	n/a	=	0.2462	µg/L	EPA 625m	0.001	0.005			
2008/09-1	Lab	LCS dup	12/16/2008	Organic	Naphthalene	n/a	=	0.2329	µg/L	EPA 625m	0.001	0.005			

Appendix G
2008/09 QA/QC Analysis Results

Event ID	Site ID	QA/QC Sample Type	Analysis Date	Classification	Constituent	Fraction	Sign	Result	Units	Method	MDL	RL	QA LCL	QA UCL	DQO Comp.
2008/09-1	Lab	LCS dup, rec	12/16/2008	Organic	Naphthalene	n/a	=	102	%	EPA 625m	-88	-88	41	109	
2008/09-1	Lab	LCS rec	12/16/2008	Organic	Naphthalene	n/a	=	107	%	EPA 625m	-88	-88	41	109	
2008/09-1	Lab	LCS, RPD	12/16/2008	Organic	Naphthalene	n/a	=	5	%	EPA 625m	-88	-88	0	30	
2008/09-1	Lab	method blank	12/16/2008	Organic	Naphthalene	n/a	<	0.001	µg/L	EPA 625m	0.001	0.005			
2008/09-1	A-1	srgt environ	12/16/2008	Organic	Naphthalene-d8	n/a	=	0.39	µg/L	EPA 625m	-88	-88	30	114	
2008/09-1	A-1	srgt environ	12/16/2008	Organic	Naphthalene-d8	n/a	=	0.43	µg/L	EPA 625m	-88	-88	30	114	
2008/09-1	A-1	srgt environ	12/16/2008	Organic	Naphthalene-d8	n/a	=	0.4	µg/L	EPA 625m	-88	-88	-88	-88	
2008/09-1	A-1	srgt environ, rec	12/16/2008	Organic	Naphthalene-d8	n/a	=	78	%	EPA 625m	-88	-88	30	114	
2008/09-1	A-1	srgt environ, rec	12/16/2008	Organic	Naphthalene-d8	n/a	=	80	%	EPA 625m	-88	-88	30	114	
2008/09-1	A-1	srgt environ, rec	12/16/2008	Organic	Naphthalene-d8	n/a	=	86	%	EPA 625m	-88	-88	30	114	
2008/09-1	A-1	srgt matrix spike	12/16/2008	Organic	Naphthalene-d8	n/a	=	0.405	µg/L	EPA 625m	-88	-88	30	114	
2008/09-1	A-1	srgt matrix spike dup	12/16/2008	Organic	Naphthalene-d8	n/a	=	0.4	µg/L	EPA 625m	-88	-88	30	114	
2008/09-1	A-1	srgt matrix spike dup, rec	12/16/2008	Organic	Naphthalene-d8	n/a	=	80	%	EPA 625m	-88	-88	30	114	
2008/09-1	A-1	srgt matrix spike, rec	12/16/2008	Organic	Naphthalene-d8	n/a	=	81	%	EPA 625m	-88	-88	30	114	
2008/09-1	A-1	srgt matrix spike, RPD	12/16/2008	Organic	Naphthalene-d8	n/a	=	1	%	EPA 625m	-88	-88	0	30	
2008/09-1	Lab	srgt LCS	12/16/2008	Organic	Naphthalene-d8	n/a	=	0.54	µg/L	EPA 625m	-88	-88	30	114	
2008/09-1	Lab	srgt LCS dup	12/16/2008	Organic	Naphthalene-d8	n/a	=	0.415	µg/L	EPA 625m	-88	-88	30	114	
2008/09-1	Lab	srgt LCS dup, rec	12/16/2008	Organic	Naphthalene-d8	n/a	=	83	%	EPA 625m	-88	-88	30	114	
2008/09-1	Lab	srgt LCS, rec	12/16/2008	Organic	Naphthalene-d8	n/a	=	108	%	EPA 625m	-88	-88	30	114	
2008/09-1	Lab	srgt LCS, RPD	12/16/2008	Organic	Naphthalene-d8	n/a	=	26	%	EPA 625m	-88	-88	0	30	
2008/09-1	Lab	srgt method blank	12/16/2008	Organic	Naphthalene-d8	n/a	=	0.505	µg/L	EPA 625m	-88	-88	30	114	
2008/09-1	Lab	srgt method blank, rec	12/16/2008	Organic	Naphthalene-d8	n/a	=	101	%	EPA 625m	-88	-88	30	114	
2008/09-1	ME-CC	srgt environ	12/16/2008	Organic	Naphthalene-d8	n/a	=	0.425	µg/L	EPA 625m	-88	-88	30	114	
2008/09-1	ME-CC	srgt environ, rec	12/16/2008	Organic	Naphthalene-d8	n/a	=	85	%	EPA 625m	-88	-88	30	114	
2008/09-1	ME-SCR	srgt environ	12/16/2008	Organic	Naphthalene-d8	n/a	=	0.355	µg/L	EPA 625m	-88	-88	30	114	
2008/09-1	ME-SCR	srgt environ, rec	12/16/2008	Organic	Naphthalene-d8	n/a	=	71	%	EPA 625m	-88	-88	30	114	
2008/09-1	ME-VR2	srgt environ	12/16/2008	Organic	Naphthalene-d8	n/a	=	0.38	µg/L	EPA 625m	-88	-88	30	114	
2008/09-1	ME-VR2	srgt environ, rec	12/16/2008	Organic	Naphthalene-d8	n/a	=	76	%	EPA 625m	-88	-88	30	114	
2008/09-1	W-3	srgt environ	12/16/2008	Organic	Naphthalene-d8	n/a	=	0.475	µg/L	EPA 625m	-88	-88	30	114	
2008/09-1	W-3	srgt environ, rec	12/16/2008	Organic	Naphthalene-d8	n/a	=	95	%	EPA 625m	-88	-88	30	114	
2008/09-1	W-4	srgt environ	12/16/2008	Organic	Naphthalene-d8	n/a	=	0.45	µg/L	EPA 625m	-88	-88	30	114	
2008/09-1	W-4	srgt environ, rec	12/16/2008	Organic	Naphthalene-d8	n/a	=	90	%	EPA 625m	-88	-88	30	114	
2008/09-1	A-1	field duplicate	12/16/2008	Organic	Nitrobenzene	n/a	<	0.05	µg/L	EPA 625m	0.05	0.1			
2008/09-1	A-1	lab duplicate	12/16/2008	Organic	Nitrobenzene	n/a	<	0.05	µg/L	EPA 625m	0.05	0.1	0	30	
2008/09-1	Lab	method blank	12/16/2008	Organic	Nitrobenzene	n/a	<	0.05	µg/L	EPA 625m	0.05	0.1			
2008/09-1	A-1	field duplicate	12/16/2008	Organic	N-Nitrosodimethylamine	n/a	<	0.05	µg/L	EPA 625m	0.05	0.1			
2008/09-1	A-1	lab duplicate	12/16/2008	Organic	N-Nitrosodimethylamine	n/a	<	0.05	µg/L	EPA 625m	0.05	0.1	0	30	
2008/09-1	Lab	method blank	12/16/2008	Organic	N-Nitrosodimethylamine	n/a	<	0.05	µg/L	EPA 625m	0.05	0.1			
2008/09-1	A-1	field duplicate	12/16/2008	Organic	N-Nitrosodi-N-propylamine	n/a	<	0.05	µg/L	EPA 625m	0.05	0.1			
2008/09-1	A-1	lab duplicate	12/16/2008	Organic	N-Nitrosodi-N-propylamine	n/a	<	0.05	µg/L	EPA 625m	0.05	0.1	0	30	
2008/09-1	A-1	matrix spike	12/16/2008	Organic	N-Nitrosodi-N-propylamine	n/a	=	0.9789	µg/L	EPA 625m	0.05	0.1			
2008/09-1	A-1	matrix spike dup	12/16/2008	Organic	N-Nitrosodi-N-propylamine	n/a	=	0.5038	µg/L	EPA 625m	0.05	0.1			
2008/09-1	A-1	matrix spike dup, rec	12/16/2008	Organic	N-Nitrosodi-N-propylamine	n/a	=	53	%	EPA 625m	-88	-88	44	128	
2008/09-1	A-1	matrix spike, rec	12/16/2008	Organic	N-Nitrosodi-N-propylamine	n/a	=	55	%	EPA 625m	-88	-88	44	128	
2008/09-1	A-1	matrix spike, RPD	12/16/2008	Organic	N-Nitrosodi-N-propylamine	n/a	=	4	%	EPA 625m	-88	-88	0	30	
2008/09-1	Lab	LCS	12/16/2008	Organic	N-Nitrosodi-N-propylamine	n/a	=	0.3262	µg/L	EPA 625m	0.05	0.1			
2008/09-1	Lab	LCS dup	12/16/2008	Organic	N-Nitrosodi-N-propylamine	n/a	=	0.2905	µg/L	EPA 625m	0.05	0.1			
2008/09-1	Lab	LCS dup, rec	12/16/2008	Organic	N-Nitrosodi-N-propylamine	n/a	=	63	%	EPA 625m	-88	-88	44	128	
2008/09-1	Lab	LCS rec	12/16/2008	Organic	N-Nitrosodi-N-propylamine	n/a	=	71	%	EPA 625m	-88	-88	44	128	
2008/09-1	Lab	LCS, RPD	12/16/2008	Organic	N-Nitrosodi-N-propylamine	n/a	=	12	%	EPA 625m	-88	-88	0	30	
2008/09-1	Lab	method blank	12/16/2008	Organic	N-Nitrosodi-N-propylamine	n/a	<	0.05	µg/L	EPA 625m	0.05	0.1			
2008/09-1	A-1	field duplicate	12/16/2008	Organic	N-Nitrosodiphenylamine	n/a	<	0.05	µg/L	EPA 625m	0.05	0.1			
2008/09-1	A-1	lab duplicate	12/16/2008	Organic	N-Nitrosodiphenylamine	n/a	<	0.05	µg/L	EPA 625m	0.05	0.1	0	30	
2008/09-1	Lab	method blank	12/16/2008	Organic	N-Nitrosodiphenylamine	n/a	<	0.05	µg/L	EPA 625m	0.05	0.1			
2008/09-1	A-1	field duplicate	12/16/2008	Organic	Pentachlorophenol	n/a	=	0.212	µg/L	EPA 625m	0.05	0.1			
2008/09-1	A-1	lab duplicate	12/16/2008	Organic	Pentachlorophenol	n/a	=	0.285	µg/L	EPA 625m	0.05	0.1	0	30	

Appendix G
2008/09 QA/QC Analysis Results

Event ID	Site ID	QA/QC Sample Type	Analysis Date	Classification	Constituent	Fraction	Sign	Result	Units	Method	MDL	RL	QA LCL	QA UCL	DQO Comp.
2008/09-1	A-1	matrix spike	12/16/2008	Organic	Pentachlorophenol	n/a	=	11.5349	µg/L	EPA 625m	0.05	0.1			
2008/09-1	A-1	matrix spike dup	12/16/2008	Organic	Pentachlorophenol	n/a	=	5.1299	µg/L	EPA 625m	0.05	0.1			
2008/09-1	A-1	matrix spike dup, rec	12/16/2008	Organic	Pentachlorophenol	n/a	=	102	%	EPA 625m	-88	-88	0	169	
2008/09-1	A-1	matrix spike, rec	12/16/2008	Organic	Pentachlorophenol	n/a	=	254	%	EPA 625m	-88	-88	0	169	
2008/09-1	A-1	matrix spike, RPD	12/16/2008	Organic	Pentachlorophenol	n/a	=	85	%	EPA 625m	-88	-88	0	30	
2008/09-1	Lab	LCS	12/16/2008	Organic	Pentachlorophenol	n/a	=	2.1177	µg/L	EPA 625m	0.05	0.1			
2008/09-1	Lab	LCS dup	12/16/2008	Organic	Pentachlorophenol	n/a	=	2.3624	µg/L	EPA 625m	0.05	0.1			
2008/09-1	Lab	LCS dup, rec	12/16/2008	Organic	Pentachlorophenol	n/a	=	103	%	EPA 625m	-88	-88	0	169	
2008/09-1	Lab	LCS, rec	12/16/2008	Organic	Pentachlorophenol	n/a	=	92	%	EPA 625m	-88	-88	0	169	
2008/09-1	Lab	LCS, RPD	12/16/2008	Organic	Pentachlorophenol	n/a	=	11	%	EPA 625m	-88	-88	0	30	
2008/09-1	Lab	method blank	12/16/2008	Organic	Pentachlorophenol	n/a	<	0.05	µg/L	EPA 625m	0.05	0.1			
2008/09-1	A-1	field duplicate	12/16/2008	Organic	Perylene	n/a	DNQ	0.0031	µg/L	EPA 625m	0.001	0.005			
2008/09-1	A-1	lab duplicate	12/16/2008	Organic	Perylene	n/a	=	0.0067	µg/L	EPA 625m	0.001	0.005	0	30	
2008/09-1	A-1	matrix spike	12/16/2008	Organic	Perylene	n/a	=	0.7152	µg/L	EPA 625m	0.001	0.005			
2008/09-1	A-1	matrix spike dup	12/16/2008	Organic	Perylene	n/a	=	0.393	µg/L	EPA 625m	0.001	0.005			
2008/09-1	A-1	matrix spike dup, rec	12/16/2008	Organic	Perylene	n/a	=	83	%	EPA 625m	-88	-88	51	144	
2008/09-1	A-1	matrix spike, rec	12/16/2008	Organic	Perylene	n/a	=	80	%	EPA 625m	-88	-88	51	144	
2008/09-1	A-1	matrix spike, RPD	12/16/2008	Organic	Perylene	n/a	=	4	%	EPA 625m	-88	-88	0	30	
2008/09-1	Lab	LCS	12/16/2008	Organic	Perylene	n/a	=	0.1467	µg/L	EPA 625m	0.001	0.005			
2008/09-1	Lab	LCS dup	12/16/2008	Organic	Perylene	n/a	=	0.1418	µg/L	EPA 625m	0.001	0.005			
2008/09-1	Lab	LCS dup, rec	12/16/2008	Organic	Perylene	n/a	=	62	%	EPA 625m	-88	-88	51	144	
2008/09-1	Lab	LCS, rec	12/16/2008	Organic	Perylene	n/a	=	64	%	EPA 625m	-88	-88	51	144	
2008/09-1	Lab	LCS, RPD	12/16/2008	Organic	Perylene	n/a	=	3	%	EPA 625m	-88	-88	0	30	
2008/09-1	Lab	method blank	12/16/2008	Organic	Perylene	n/a	<	0.001	µg/L	EPA 625m	0.001	0.005			
2008/09-1	A-1	srgt environ	12/16/2008	Organic	Perylene-d12	n/a	=	0.31	µg/L	EPA 625m	-88	-88	41	133	
2008/09-1	A-1	srgt environ	12/16/2008	Organic	Perylene-d12	n/a	=	0.42	µg/L	EPA 625m	-88	-88	41	133	
2008/09-1	A-1	srgt environ	12/16/2008	Organic	Perylene-d12	n/a	=	0.34	µg/L	EPA 625m	-88	-88	-88	-88	
2008/09-1	A-1	srgt environ, rec	12/16/2008	Organic	Perylene-d12	n/a	=	62	%	EPA 625m	-88	-88	41	133	
2008/09-1	A-1	srgt environ, rec	12/16/2008	Organic	Perylene-d12	n/a	=	84	%	EPA 625m	-88	-88	41	133	
2008/09-1	A-1	srgt environ, rec	12/16/2008	Organic	Perylene-d12	n/a	=	68	%	EPA 625m	-88	-88	41	133	
2008/09-1	A-1	srgt matrix spike	12/16/2008	Organic	Perylene-d12	n/a	=	0.41	µg/L	EPA 625m	-88	-88	41	133	
2008/09-1	A-1	srgt matrix spike dup	12/16/2008	Organic	Perylene-d12	n/a	=	0.41	µg/L	EPA 625m	-88	-88	41	133	
2008/09-1	A-1	srgt matrix spike dup, rec	12/16/2008	Organic	Perylene-d12	n/a	=	82	%	EPA 625m	-88	-88	41	133	
2008/09-1	A-1	srgt matrix spike, rec	12/16/2008	Organic	Perylene-d12	n/a	=	82	%	EPA 625m	-88	-88	41	133	
2008/09-1	A-1	srgt matrix spike, RPD	12/16/2008	Organic	Perylene-d12	n/a	=	0	%	EPA 625m	-88	-88	0	30	
2008/09-1	Lab	srgt LCS	12/16/2008	Organic	Perylene-d12	n/a	=	0.375	µg/L	EPA 625m	-88	-88	41	133	
2008/09-1	Lab	srgt LCS dup	12/16/2008	Organic	Perylene-d12	n/a	=	0.385	µg/L	EPA 625m	-88	-88	41	133	
2008/09-1	Lab	srgt LCS dup, rec	12/16/2008	Organic	Perylene-d12	n/a	=	77	%	EPA 625m	-88	-88	41	133	
2008/09-1	Lab	srgt LCS, rec	12/16/2008	Organic	Perylene-d12	n/a	=	75	%	EPA 625m	-88	-88	41	133	
2008/09-1	Lab	srgt LCS, RPD	12/16/2008	Organic	Perylene-d12	n/a	=	3	%	EPA 625m	-88	-88	0	30	
2008/09-1	Lab	srgt method blank	12/16/2008	Organic	Perylene-d12	n/a	=	0.3	µg/L	EPA 625m	-88	-88	41	133	
2008/09-1	Lab	srgt method blank, rec	12/16/2008	Organic	Perylene-d12	n/a	=	60	%	EPA 625m	-88	-88	41	133	
2008/09-1	ME-CC	srgt environ	12/16/2008	Organic	Perylene-d12	n/a	=	0.395	µg/L	EPA 625m	-88	-88	41	133	
2008/09-1	ME-CC	srgt environ, rec	12/16/2008	Organic	Perylene-d12	n/a	=	79	%	EPA 625m	-88	-88	41	133	
2008/09-1	ME-SCR	srgt environ	12/16/2008	Organic	Perylene-d12	n/a	=	0.36	µg/L	EPA 625m	-88	-88	41	133	
2008/09-1	ME-SCR	srgt environ, rec	12/16/2008	Organic	Perylene-d12	n/a	=	72	%	EPA 625m	-88	-88	41	133	
2008/09-1	ME-VR2	srgt environ	12/16/2008	Organic	Perylene-d12	n/a	=	0.395	µg/L	EPA 625m	-88	-88	41	133	
2008/09-1	ME-VR2	srgt environ, rec	12/16/2008	Organic	Perylene-d12	n/a	=	79	%	EPA 625m	-88	-88	41	133	
2008/09-1	W-3	srgt environ	12/16/2008	Organic	Perylene-d12	n/a	=	0.355	µg/L	EPA 625m	-88	-88	41	133	
2008/09-1	W-3	srgt environ, rec	12/16/2008	Organic	Perylene-d12	n/a	=	71	%	EPA 625m	-88	-88	41	133	
2008/09-1	W-4	srgt environ	12/16/2008	Organic	Perylene-d12	n/a	=	0.37	µg/L	EPA 625m	-88	-88	41	133	
2008/09-1	W-4	srgt environ, rec	12/16/2008	Organic	Perylene-d12	n/a	=	74	%	EPA 625m	-88	-88	41	133	
2008/09-1	A-1	field duplicate	12/16/2008	Organic	Phenanthrene	n/a	=	0.0142	µg/L	EPA 625m	0.001	0.005			
2008/09-1	A-1	lab duplicate	12/16/2008	Organic	Phenanthrene	n/a	=	0.014	µg/L	EPA 625m	0.001	0.005	0	30	
2008/09-1	A-1	matrix spike	12/16/2008	Organic	Phenanthrene	n/a	=	0.9218	µg/L	EPA 625m	0.001	0.005			
2008/09-1	A-1	matrix spike dup	12/16/2008	Organic	Phenanthrene	n/a	=	0.5367	µg/L	EPA 625m	0.001	0.005			

Appendix G
2008/09 QA/QC Analysis Results

Event ID	Site ID	QA/QC Sample Type	Analysis Date	Classification	Constituent	Fraction	Sign	Result	Units	Method	MDL	RL	QA LCL	QA UCL	DQO Comp.
2008/09-1	A-1	matrix spike dup, rec	12/16/2008	Organic	Phenanthrene	n/a	=	110	%	EPA 625m	-88	-88	56	127	
2008/09-1	A-1	matrix spike, rec	12/16/2008	Organic	Phenanthrene	n/a	=	102	%	EPA 625m	-88	-88	56	127	
2008/09-1	A-1	matrix spike, RPD	12/16/2008	Organic	Phenanthrene	n/a	=	8	%	EPA 625m	-88	-88	0	30	
2008/09-1	Lab	LCS	12/16/2008	Organic	Phenanthrene	n/a	=	0.272	µg/L	EPA 625m	0.001	0.005			
2008/09-1	Lab	LCS dup	12/16/2008	Organic	Phenanthrene	n/a	=	0.2732	µg/L	EPA 625m	0.001	0.005			
2008/09-1	Lab	LCS dup, rec	12/16/2008	Organic	Phenanthrene	n/a	=	119	%	EPA 625m	-88	-88	56	127	
2008/09-1	Lab	LCS, rec	12/16/2008	Organic	Phenanthrene	n/a	=	119	%	EPA 625m	-88	-88	56	127	
2008/09-1	Lab	LCS, RPD	12/16/2008	Organic	Phenanthrene	n/a	=	0	%	EPA 625m	-88	-88	0	30	
2008/09-1	Lab	method blank	12/16/2008	Organic	Phenanthrene	n/a	<	0.001	µg/L	EPA 625m	0.001	0.005			
2008/09-1	A-1	srgt environ	12/16/2008	Organic	Phenanthrene-d10	n/a	=	0.385	µg/L	EPA 625m	-88	-88	61	127	
2008/09-1	A-1	srgt environ	12/16/2008	Organic	Phenanthrene-d10	n/a	=	0.43	µg/L	EPA 625m	-88	-88	-88	-88	
2008/09-1	A-1	srgt environ	12/16/2008	Organic	Phenanthrene-d10	n/a	=	0.44	µg/L	EPA 625m	-88	-88	61	127	
2008/09-1	A-1	srgt environ, rec	12/16/2008	Organic	Phenanthrene-d10	n/a	=	91	%	EPA 625m	-88	-88	61	127	
2008/09-1	A-1	srgt environ, rec	12/16/2008	Organic	Phenanthrene-d10	n/a	=	86	%	EPA 625m	-88	-88	61	127	
2008/09-1	A-1	srgt environ, rec	12/16/2008	Organic	Phenanthrene-d10	n/a	=	88	%	EPA 625m	-88	-88	61	127	
2008/09-1	A-1	srgt matrix spike	12/16/2008	Organic	Phenanthrene-d10	n/a	=	0.46	µg/L	EPA 625m	-88	-88	61	127	
2008/09-1	A-1	srgt matrix spike dup	12/16/2008	Organic	Phenanthrene-d10	n/a	=	0.46	µg/L	EPA 625m	-88	-88	61	127	
2008/09-1	A-1	srgt matrix spike dup, rec	12/16/2008	Organic	Phenanthrene-d10	n/a	=	95	%	EPA 625m	-88	-88	61	127	
2008/09-1	A-1	srgt matrix spike, rec	12/16/2008	Organic	Phenanthrene-d10	n/a	=	96	%	EPA 625m	-88	-88	61	127	
2008/09-1	A-1	srgt matrix spike, RPD	12/16/2008	Organic	Phenanthrene-d10	n/a	=	1	%	EPA 625m	-88	-88	0	30	
2008/09-1	Lab	srgt LCS	12/16/2008	Organic	Phenanthrene-d10	n/a	=	0.125	µg/L	EPA 625m	-88	-88	61	127	
2008/09-1	Lab	srgt LCS dup	12/16/2008	Organic	Phenanthrene-d10	n/a	=	0.125	µg/L	EPA 625m	-88	-88	61	127	
2008/09-1	Lab	srgt LCS dup, rec	12/16/2008	Organic	Phenanthrene-d10	n/a	=	101	%	EPA 625m	-88	-88	61	127	
2008/09-1	Lab	srgt LCS, rec	12/16/2008	Organic	Phenanthrene-d10	n/a	=	103	%	EPA 625m	-88	-88	61	127	
2008/09-1	Lab	srgt LCS, RPD	12/16/2008	Organic	Phenanthrene-d10	n/a	=	2	%	EPA 625m	-88	-88	0	30	
2008/09-1	Lab	srgt method blank	12/16/2008	Organic	Phenanthrene-d10	n/a	=	0.115	µg/L	EPA 625m	-88	-88	61	127	
2008/09-1	Lab	srgt method blank, rec	12/16/2008	Organic	Phenanthrene-d10	n/a	=	98	%	EPA 625m	-88	-88	61	127	
2008/09-1	ME-CC	srgt environ	12/16/2008	Organic	Phenanthrene-d10	n/a	=	0.13	µg/L	EPA 625m	-88	-88	61	127	
2008/09-1	ME-CC	srgt environ, rec	12/16/2008	Organic	Phenanthrene-d10	n/a	=	92	%	EPA 625m	-88	-88	61	127	
2008/09-1	ME-SCR	srgt environ	12/16/2008	Organic	Phenanthrene-d10	n/a	=	0.13	µg/L	EPA 625m	-88	-88	61	127	
2008/09-1	ME-SCR	srgt environ, rec	12/16/2008	Organic	Phenanthrene-d10	n/a	=	88	%	EPA 625m	-88	-88	61	127	
2008/09-1	ME-VR2	srgt environ	12/16/2008	Organic	Phenanthrene-d10	n/a	=	0.515	µg/L	EPA 625m	-88	-88	61	127	
2008/09-1	ME-VR2	srgt environ, rec	12/16/2008	Organic	Phenanthrene-d10	n/a	=	92	%	EPA 625m	-88	-88	61	127	
2008/09-1	W-3	srgt environ	12/16/2008	Organic	Phenanthrene-d10	n/a	=	0.46	µg/L	EPA 625m	-88	-88	61	127	
2008/09-1	W-3	srgt environ, rec	12/16/2008	Organic	Phenanthrene-d10	n/a	=	96	%	EPA 625m	-88	-88	61	127	
2008/09-1	W-4	srgt environ	12/16/2008	Organic	Phenanthrene-d10	n/a	=	0.475	µg/L	EPA 625m	-88	-88	61	127	
2008/09-1	W-4	srgt environ, rec	12/16/2008	Organic	Phenanthrene-d10	n/a	=	93	%	EPA 625m	-88	-88	61	127	
2008/09-1	A-1	field duplicate	12/16/2008	Organic	Phenol	n/a	<	0.1	µg/L	EPA 625m	0.1	0.2			
2008/09-1	A-1	lab duplicate	12/16/2008	Organic	Phenol	n/a	<	0.1	µg/L	EPA 625m	0.1	0.2	0	30	
2008/09-1	A-1	matrix spike	12/16/2008	Organic	Phenol	n/a	=	3.0664	µg/L	EPA 625m	0.1	0.2			
2008/09-1	A-1	matrix spike dup	12/16/2008	Organic	Phenol	n/a	=	1.6595	µg/L	EPA 625m	0.1	0.2			
2008/09-1	A-1	matrix spike dup, rec	12/16/2008	Organic	Phenol	n/a	=	35	%	EPA 625m	-88	-88	0	149	
2008/09-1	A-1	matrix spike, rec	12/16/2008	Organic	Phenol	n/a	=	69	%	EPA 625m	-88	-88	0	149	
2008/09-1	A-1	matrix spike, RPD	12/16/2008	Organic	Phenol	n/a	=	65	%	EPA 625m	-88	-88	0	30	
2008/09-1	Lab	LCS	12/16/2008	Organic	Phenol	n/a	=	0.8017	µg/L	EPA 625m	0.1	0.2			
2008/09-1	Lab	LCS dup	12/16/2008	Organic	Phenol	n/a	=	0.652	µg/L	EPA 625m	0.1	0.2			
2008/09-1	Lab	LCS dup, rec	12/16/2008	Organic	Phenol	n/a	=	28	%	EPA 625m	-88	-88	0	149	
2008/09-1	Lab	LCS, rec	12/16/2008	Organic	Phenol	n/a	=	35	%	EPA 625m	-88	-88	0	149	
2008/09-1	Lab	LCS, RPD	12/16/2008	Organic	Phenol	n/a	=	22	%	EPA 625m	-88	-88	0	30	
2008/09-1	Lab	method blank	12/16/2008	Organic	Phenol	n/a	<	0.1	µg/L	EPA 625m	0.1	0.2			
2008/09-1	A-1	srgt environ	12/16/2008	Organic	Phenol-d5	n/a	=	0.125	µg/L	EPA 625m	-88	-88	0	157	
2008/09-1	A-1	srgt environ	12/16/2008	Organic	Phenol-d5	n/a	=	0.13	µg/L	EPA 625m	-88	-88	0	157	
2008/09-1	A-1	srgt environ	12/16/2008	Organic	Phenol-d5	n/a	=	0.13	µg/L	EPA 625m	-88	-88	-88	-88	
2008/09-1	A-1	srgt environ, rec	12/16/2008	Organic	Phenol-d5	n/a	=	25	%	EPA 625m	-88	-88	0	157	
2008/09-1	A-1	srgt environ, rec	12/16/2008	Organic	Phenol-d5	n/a	=	23	%	EPA 625m	-88	-88	0	157	
2008/09-1	A-1	srgt environ, rec	12/16/2008	Organic	Phenol-d5	n/a	=	26	%	EPA 625m	-88	-88	0	157	

Appendix G
2008/09 QA/QC Analysis Results

Event ID	Site ID	QA/QC Sample Type	Analysis Date	Classification	Constituent	Fraction	Sign	Result	Units	Method	MDL	RL	QA LCL	QA UCL	DQO Comp.
2008/09-1	A-1	srqt matrix spike	12/16/2008	Organic	Phenol-d5	n/a	=	0.145	µg/L	EPA 625m	-88	-88	0	157	
2008/09-1	A-1	srqt matrix spike dup	12/16/2008	Organic	Phenol-d5	n/a	=	0.16	µg/L	EPA 625m	-88	-88	0	157	
2008/09-1	A-1	srqt matrix spike dup, rec	12/16/2008	Organic	Phenol-d5	n/a	=	32	%	EPA 625m	-88	-88	0	157	
2008/09-1	A-1	srqt matrix spike, rec	12/16/2008	Organic	Phenol-d5	n/a	=	29	%	EPA 625m	-88	-88	0	157	
2008/09-1	A-1	srqt matrix spike, RPD	12/16/2008	Organic	Phenol-d5	n/a	=	10	%	EPA 625m	-88	-88	0	30	
2008/09-1	Lab	srqt LCS	12/16/2008	Organic	Phenol-d5	n/a	=	0.505	µg/L	EPA 625m	-88	-88	0	157	
2008/09-1	Lab	srqt LCS dup	12/16/2008	Organic	Phenol-d5	n/a	=	0.525	µg/L	EPA 625m	-88	-88	0	157	
2008/09-1	Lab	srqt LCS dup, rec	12/16/2008	Organic	Phenol-d5	n/a	=	23	%	EPA 625m	-88	-88	0	157	
2008/09-1	Lab	srqt LCS, rec	12/16/2008	Organic	Phenol-d5	n/a	=	33	%	EPA 625m	-88	-88	0	157	
2008/09-1	Lab	srqt LCS, RPD	12/16/2008	Organic	Phenol-d5	n/a	=	36	%	EPA 625m	-88	-88	0	30	
2008/09-1	Lab	srqt method blank	12/16/2008	Organic	Phenol-d5	n/a	=	0.485	µg/L	EPA 625m	-88	-88	0	157	
2008/09-1	Lab	srqt method blank, rec	12/16/2008	Organic	Phenol-d5	n/a	=	30	%	EPA 625m	-88	-88	0	157	
2008/09-1	ME-CC	srqt environ	12/16/2008	Organic	Phenol-d5	n/a	=	0.515	µg/L	EPA 625m	-88	-88	0	157	
2008/09-1	ME-CC	srqt environ, rec	12/16/2008	Organic	Phenol-d5	n/a	=	29	%	EPA 625m	-88	-88	0	157	
2008/09-1	ME-SCR	srqt environ	12/16/2008	Organic	Phenol-d5	n/a	=	0.495	µg/L	EPA 625m	-88	-88	0	157	
2008/09-1	ME-SCR	srqt environ, rec	12/16/2008	Organic	Phenol-d5	n/a	=	18	%	EPA 625m	-88	-88	0	157	
2008/09-1	ME-VR2	srqt environ	12/16/2008	Organic	Phenol-d5	n/a	=	0.085	µg/L	EPA 625m	-88	-88	0	157	
2008/09-1	ME-VR2	srqt environ, rec	12/16/2008	Organic	Phenol-d5	n/a	=	17	%	EPA 625m	-88	-88	0	157	
2008/09-1	W-3	srqt environ	12/16/2008	Organic	Phenol-d5	n/a	=	0.125	µg/L	EPA 625m	-88	-88	0	157	
2008/09-1	W-3	srqt environ, rec	12/16/2008	Organic	Phenol-d5	n/a	=	25	%	EPA 625m	-88	-88	0	157	
2008/09-1	W-4	srqt environ	12/16/2008	Organic	Phenol-d5	n/a	=	0.13	µg/L	EPA 625m	-88	-88	0	157	
2008/09-1	W-4	srqt environ, rec	12/16/2008	Organic	Phenol-d5	n/a	=	26	%	EPA 625m	-88	-88	0	157	
2008/09-1	A-1	field duplicate	12/16/2008	Organic	Pyrene	n/a	=	0.0266	µg/L	EPA 625m	0.001	0.005			
2008/09-1	A-1	lab duplicate	12/16/2008	Organic	Pyrene	n/a	=	0.0257	µg/L	EPA 625m	0.001	0.005	0	30	
2008/09-1	A-1	matrix spike	12/16/2008	Organic	Pyrene	n/a	=	2.6282	µg/L	EPA 625m	0.001	0.005			
2008/09-1	A-1	matrix spike dup	12/16/2008	Organic	Pyrene	n/a	=	1.5008	µg/L	EPA 625m	0.001	0.005			
2008/09-1	A-1	matrix spike dup, rec	12/16/2008	Organic	Pyrene	n/a	=	104	%	EPA 625m	-88	-88	13	168	
2008/09-1	A-1	matrix spike, rec	12/16/2008	Organic	Pyrene	n/a	=	98	%	EPA 625m	-88	-88	13	168	
2008/09-1	A-1	matrix spike, RPD	12/16/2008	Organic	Pyrene	n/a	=	6	%	EPA 625m	-88	-88	0	30	
2008/09-1	Lab	LCS	12/16/2008	Organic	Pyrene	n/a	=	0.7141	µg/L	EPA 625m	0.001	0.005			
2008/09-1	Lab	LCS dup	12/16/2008	Organic	Pyrene	n/a	=	0.7138	µg/L	EPA 625m	0.001	0.005			
2008/09-1	Lab	LCS dup, rec	12/16/2008	Organic	Pyrene	n/a	=	104	%	EPA 625m	-88	-88	13	168	
2008/09-1	Lab	LCS, rec	12/16/2008	Organic	Pyrene	n/a	=	104	%	EPA 625m	-88	-88	13	168	
2008/09-1	Lab	LCS, RPD	12/16/2008	Organic	Pyrene	n/a	=	0	%	EPA 625m	-88	-88	0	30	
2008/09-1	Lab	method blank	12/16/2008	Organic	Pyrene	n/a	<	0.001	µg/L	EPA 625m	0.001	0.005			
2008/09-1	A-1	srqt environ	12/16/2008	Organic	Tetrachloro-m-xylene (TCMX)	n/a	=	0.385	µg/L	EPA 625m	-88	-88	-88	-88	
2008/09-1	A-1	srqt environ	12/16/2008	Organic	Tetrachloro-m-xylene (TCMX)	n/a	=	0.45	µg/L	EPA 625m	-88	-88	27	140	
2008/09-1	A-1	srqt environ	12/16/2008	Organic	Tetrachloro-m-xylene (TCMX)	n/a	=	0.4	µg/L	EPA 625m	-88	-88	27	140	
2008/09-1	A-1	srqt environ, rec	12/16/2008	Organic	Tetrachloro-m-xylene (TCMX)	n/a	=	77	%	EPA 625m	-88	-88	27	140	
2008/09-1	A-1	srqt environ, rec	12/16/2008	Organic	Tetrachloro-m-xylene (TCMX)	n/a	=	80	%	EPA 625m	-88	-88	27	140	
2008/09-1	A-1	srqt environ, rec	12/16/2008	Organic	Tetrachloro-m-xylene (TCMX)	n/a	=	90	%	EPA 625m	-88	-88	27	140	
2008/09-1	A-1	srqt matrix spike	12/16/2008	Organic	Tetrachloro-m-xylene (TCMX)	n/a	=	0.475	µg/L	EPA 625m	-88	-88	27	140	
2008/09-1	A-1	srqt matrix spike dup	12/16/2008	Organic	Tetrachloro-m-xylene (TCMX)	n/a	=	0.44	µg/L	EPA 625m	-88	-88	27	140	
2008/09-1	A-1	srqt matrix spike dup, rec	12/16/2008	Organic	Tetrachloro-m-xylene (TCMX)	n/a	=	88	%	EPA 625m	-88	-88	27	140	
2008/09-1	A-1	srqt matrix spike, rec	12/16/2008	Organic	Tetrachloro-m-xylene (TCMX)	n/a	=	95	%	EPA 625m	-88	-88	27	140	
2008/09-1	A-1	srqt matrix spike, RPD	12/16/2008	Organic	Tetrachloro-m-xylene (TCMX)	n/a	=	8	%	EPA 625m	-88	-88	0	30	
2008/09-1	Lab	srqt LCS	12/16/2008	Organic	Tetrachloro-m-xylene (TCMX)	n/a	=	0.46	µg/L	EPA 625m	-88	-88	27	140	
2008/09-1	Lab	srqt LCS dup	12/16/2008	Organic	Tetrachloro-m-xylene (TCMX)	n/a	=	0.46	µg/L	EPA 625m	-88	-88	27	140	
2008/09-1	Lab	srqt LCS dup, rec	12/16/2008	Organic	Tetrachloro-m-xylene (TCMX)	n/a	=	92	%	EPA 625m	-88	-88	27	140	
2008/09-1	Lab	srqt LCS, rec	12/16/2008	Organic	Tetrachloro-m-xylene (TCMX)	n/a	=	92	%	EPA 625m	-88	-88	27	140	
2008/09-1	Lab	srqt LCS, RPD	12/16/2008	Organic	Tetrachloro-m-xylene (TCMX)	n/a	=	0	%	EPA 625m	-88	-88	0	30	
2008/09-1	Lab	srqt method blank	12/16/2008	Organic	Tetrachloro-m-xylene (TCMX)	n/a	=	0.515	µg/L	EPA 625m	-88	-88	27	140	
2008/09-1	Lab	srqt method blank, rec	12/16/2008	Organic	Tetrachloro-m-xylene (TCMX)	n/a	=	103	%	EPA 625m	-88	-88	27	140	
2008/09-1	ME-CC	srqt environ	12/16/2008	Organic	Tetrachloro-m-xylene (TCMX)	n/a	=	0.43	µg/L	EPA 625m	-88	-88	27	140	
2008/09-1	ME-CC	srqt environ, rec	12/16/2008	Organic	Tetrachloro-m-xylene (TCMX)	n/a	=	86	%	EPA 625m	-88	-88	27	140	
2008/09-1	ME-SCR	srqt environ	12/16/2008	Organic	Tetrachloro-m-xylene (TCMX)	n/a	=	0.385	µg/L	EPA 625m	-88	-88	27	140	

Appendix G
2008/09 QA/QC Analysis Results

Event ID	Site ID	QA/QC Sample Type	Analysis Date	Classification	Constituent	Fraction	Sign	Result	Units	Method	MDL	RL	QA LCL	QA UCL	DQO Comp.
2008/09-1	ME-SCR	srgt environ, rec	12/16/2008	Organic	Tetrachloro-m-xylene (TCMX)	n/a	=	77	%	EPA 625m	-88	-88	27	140	
2008/09-1	ME-VR2	srgt environ	12/16/2008	Organic	Tetrachloro-m-xylene (TCMX)	n/a	=	0.46	µg/L	EPA 625m	-88	-88	27	140	
2008/09-1	ME-VR2	srgt environ, rec	12/16/2008	Organic	Tetrachloro-m-xylene (TCMX)	n/a	=	92	%	EPA 625m	-88	-88	27	140	
2008/09-1	W-3	srgt environ	12/16/2008	Organic	Tetrachloro-m-xylene (TCMX)	n/a	=	0.435	µg/L	EPA 625m	-88	-88	27	140	
2008/09-1	W-3	srgt environ, rec	12/16/2008	Organic	Tetrachloro-m-xylene (TCMX)	n/a	=	87	%	EPA 625m	-88	-88	27	140	
2008/09-1	W-4	srgt environ	12/16/2008	Organic	Tetrachloro-m-xylene (TCMX)	n/a	=	0.46	µg/L	EPA 625m	-88	-88	27	140	
2008/09-1	W-4	srgt environ, rec	12/16/2008	Organic	Tetrachloro-m-xylene (TCMX)	n/a	=	92	%	EPA 625m	-88	-88	27	140	
2008/09-1	A-1	srgt environ	12/2/2008	Organic	Toluene-d8	n/a	=	-88	µg/L	EPA 8260B	-88	-88	-88	-88	
2008/09-1	A-1	srgt environ	12/2/2008	Organic	Toluene-d8	n/a	=	-88	µg/L	EPA 8260B	-88	-88	-88	-88	
2008/09-1	A-1	srgt environ, rec	12/2/2008	Organic	Toluene-d8	n/a	=	99	%	EPA 8260B	-88	-88	83	113	
2008/09-1	A-1	srgt environ, rec	12/2/2008	Organic	Toluene-d8	n/a	=	99	%	EPA 8260B	-88	-88	83	113	
2008/09-1	Lab	srgt method blank	12/1/2008	Organic	Toluene-d8	n/a	=	-88	µg/L	EPA 8260B	-88	-88	-88	-88	
2008/09-1	Lab	srgt method blank, rec	12/1/2008	Organic	Toluene-d8	n/a	=	100	%	EPA 8260B	-88	-88	83	113	
2008/09-1	W-3	srgt environ	12/2/2008	Organic	Toluene-d8	n/a	=	-88	µg/L	EPA 8260B	-88	-88	-88	-88	
2008/09-1	W-3	srgt environ, rec	12/2/2008	Organic	Toluene-d8	n/a	=	100	%	EPA 8260B	-88	-88	83	113	
2008/09-1	W-4	srgt environ	12/2/2008	Organic	Toluene-d8	n/a	=	-88	µg/L	EPA 8260B	-88	-88	-88	-88	
2008/09-1	W-4	srgt environ, rec	12/2/2008	Organic	Toluene-d8	n/a	=	99	%	EPA 8260B	-88	-88	83	113	
2008/09-1	A-1	field duplicate	12/16/2008	PCB	Aroclor 1016	n/a	<	0.01	µg/L	EPA 625m	0.01	0.02			
2008/09-1	A-1	lab duplicate	12/16/2008	PCB	Aroclor 1016	n/a	<	0.01	µg/L	EPA 625m	0.01	0.02	0	30	
2008/09-1	Lab	method blank	12/16/2008	PCB	Aroclor 1016	n/a	<	0.01	µg/L	EPA 625m	0.01	0.02			
2008/09-1	A-1	field duplicate	12/16/2008	PCB	Aroclor 1221	n/a	<	0.01	µg/L	EPA 625m	0.01	0.02			
2008/09-1	A-1	lab duplicate	12/16/2008	PCB	Aroclor 1221	n/a	<	0.01	µg/L	EPA 625m	0.01	0.02	0	30	
2008/09-1	Lab	method blank	12/16/2008	PCB	Aroclor 1221	n/a	<	0.01	µg/L	EPA 625m	0.01	0.02			
2008/09-1	A-1	field duplicate	12/16/2008	PCB	Aroclor 1232	n/a	<	0.01	µg/L	EPA 625m	0.01	0.02			
2008/09-1	A-1	lab duplicate	12/16/2008	PCB	Aroclor 1232	n/a	<	0.01	µg/L	EPA 625m	0.01	0.02	0	30	
2008/09-1	Lab	method blank	12/16/2008	PCB	Aroclor 1232	n/a	<	0.01	µg/L	EPA 625m	0.01	0.02			
2008/09-1	A-1	field duplicate	12/16/2008	PCB	Aroclor 1242	n/a	<	0.01	µg/L	EPA 625m	0.01	0.02			
2008/09-1	A-1	lab duplicate	12/16/2008	PCB	Aroclor 1242	n/a	<	0.01	µg/L	EPA 625m	0.01	0.02	0	30	
2008/09-1	Lab	method blank	12/16/2008	PCB	Aroclor 1242	n/a	<	0.01	µg/L	EPA 625m	0.01	0.02			
2008/09-1	A-1	field duplicate	12/16/2008	PCB	Aroclor 1248	n/a	<	0.01	µg/L	EPA 625m	0.01	0.02			
2008/09-1	A-1	lab duplicate	12/16/2008	PCB	Aroclor 1248	n/a	<	0.01	µg/L	EPA 625m	0.01	0.02	0	30	
2008/09-1	Lab	method blank	12/16/2008	PCB	Aroclor 1248	n/a	<	0.01	µg/L	EPA 625m	0.01	0.02			
2008/09-1	A-1	field duplicate	12/16/2008	PCB	Aroclor 1254	n/a	<	0.01	µg/L	EPA 625m	0.01	0.02			
2008/09-1	A-1	lab duplicate	12/16/2008	PCB	Aroclor 1254	n/a	<	0.01	µg/L	EPA 625m	0.01	0.02	0	30	
2008/09-1	Lab	method blank	12/16/2008	PCB	Aroclor 1254	n/a	<	0.01	µg/L	EPA 625m	0.01	0.02			
2008/09-1	A-1	field duplicate	12/16/2008	PCB	Aroclor 1260	n/a	<	0.01	µg/L	EPA 625m	0.01	0.02			
2008/09-1	A-1	lab duplicate	12/16/2008	PCB	Aroclor 1260	n/a	<	0.01	µg/L	EPA 625m	0.01	0.02	0	30	
2008/09-1	Lab	method blank	12/16/2008	PCB	Aroclor 1260	n/a	<	0.01	µg/L	EPA 625m	0.01	0.02			
2008/09-1	A-1	field duplicate	12/16/2008	PCB	PCB 003	n/a	<	0.001	µg/L	EPA 625m	0.001	0.005			
2008/09-1	A-1	lab duplicate	12/16/2008	PCB	PCB 003	n/a	<	0.001	µg/L	EPA 625m	0.001	0.005	0	30	
2008/09-1	A-1	matrix spike	12/16/2008	PCB	PCB 003	n/a	=	0.6679	µg/L	EPA 625m	0.001	0.005			
2008/09-1	A-1	matrix spike dup	12/16/2008	PCB	PCB 003	n/a	=	0.3618	µg/L	EPA 625m	0.001	0.005			
2008/09-1	A-1	matrix spike dup, rec	12/16/2008	PCB	PCB 003	n/a	=	95	%	EPA 625m	-88	-88	57	128	
2008/09-1	A-1	matrix spike, rec	12/16/2008	PCB	PCB 003	n/a	=	94	%	EPA 625m	-88	-88	57	128	
2008/09-1	A-1	matrix spike, RPD	12/16/2008	PCB	PCB 003	n/a	=	1	%	EPA 625m	-88	-88	0	30	
2008/09-1	Lab	LCS	12/16/2008	PCB	PCB 003	n/a	=	0.1904	µg/L	EPA 625m	0.001	0.005			
2008/09-1	Lab	LCS dup	12/16/2008	PCB	PCB 003	n/a	=	0.1875	µg/L	EPA 625m	0.001	0.005			
2008/09-1	Lab	LCS dup, rec	12/16/2008	PCB	PCB 003	n/a	=	102	%	EPA 625m	-88	-88	57	128	
2008/09-1	Lab	LCS, rec	12/16/2008	PCB	PCB 003	n/a	=	104	%	EPA 625m	-88	-88	57	128	
2008/09-1	Lab	LCS, RPD	12/16/2008	PCB	PCB 003	n/a	=	2	%	EPA 625m	-88	-88	0	30	
2008/09-1	Lab	method blank	12/16/2008	PCB	PCB 003	n/a	<	0.001	µg/L	EPA 625m	0.001	0.005			
2008/09-1	A-1	field duplicate	12/16/2008	PCB	PCB 008	n/a	<	0.001	µg/L	EPA 625m	0.001	0.005			
2008/09-1	A-1	lab duplicate	12/16/2008	PCB	PCB 008	n/a	<	0.001	µg/L	EPA 625m	0.001	0.005	0	30	
2008/09-1	A-1	matrix spike	12/16/2008	PCB	PCB 008	n/a	=	0.6663	µg/L	EPA 625m	0.001	0.005			
2008/09-1	A-1	matrix spike dup	12/16/2008	PCB	PCB 008	n/a	=	0.3577	µg/L	EPA 625m	0.001	0.005			
2008/09-1	A-1	matrix spike dup, rec	12/16/2008	PCB	PCB 008	n/a	=	94	%	EPA 625m	-88	-88	65	121	

Appendix G
2008/09 QA/QC Analysis Results

Event ID	Site ID	QA/QC Sample Type	Analysis Date	Classification	Constituent	Fraction	Sign	Result	Units	Method	MDL	RL	QA LCL	QA UCL	DQO Comp.
2008/09-1	A-1	matrix spike, rec	12/16/2008	PCB	PCB 008	n/a	=	94	%	EPA 625m	-88	-88	65	121	
2008/09-1	A-1	matrix spike, RPD	12/16/2008	PCB	PCB 008	n/a	=	0	%	EPA 625m	-88	-88	0	30	
2008/09-1	Lab	LCS	12/16/2008	PCB	PCB 008	n/a	=	0.1912	µg/L	EPA 625m	0.001	0.005			
2008/09-1	Lab	LCS dup	12/16/2008	PCB	PCB 008	n/a	=	0.1855	µg/L	EPA 625m	0.001	0.005			
2008/09-1	Lab	LCS dup, rec	12/16/2008	PCB	PCB 008	n/a	=	101	%	EPA 625m	-88	-88	65	121	
2008/09-1	Lab	LCS, rec	12/16/2008	PCB	PCB 008	n/a	=	104	%	EPA 625m	-88	-88	65	121	
2008/09-1	Lab	LCS, RPD	12/16/2008	PCB	PCB 008	n/a	=	3	%	EPA 625m	-88	-88	0	30	
2008/09-1	Lab	method blank	12/16/2008	PCB	PCB 008	n/a	<	0.001	µg/L	EPA 625m	0.001	0.005			
2008/09-1	A-1	field duplicate	12/16/2008	PCB	PCB 018	n/a	<	0.001	µg/L	EPA 625m	0.001	0.005			
2008/09-1	A-1	lab duplicate	12/16/2008	PCB	PCB 018	n/a	<	0.001	µg/L	EPA 625m	0.001	0.005	0	30	
2008/09-1	A-1	matrix spike	12/16/2008	PCB	PCB 018	n/a	=	0.6642	µg/L	EPA 625m	0.001	0.005			
2008/09-1	A-1	matrix spike dup	12/16/2008	PCB	PCB 018	n/a	=	0.3492	µg/L	EPA 625m	0.001	0.005			
2008/09-1	A-1	matrix spike dup, rec	12/16/2008	PCB	PCB 018	n/a	=	92	%	EPA 625m	-88	-88	60	123	
2008/09-1	A-1	matrix spike, rec	12/16/2008	PCB	PCB 018	n/a	=	93	%	EPA 625m	-88	-88	60	123	
2008/09-1	A-1	matrix spike, RPD	12/16/2008	PCB	PCB 018	n/a	=	1	%	EPA 625m	-88	-88	0	30	
2008/09-1	Lab	LCS	12/16/2008	PCB	PCB 018	n/a	=	0.1956	µg/L	EPA 625m	0.001	0.005			
2008/09-1	Lab	LCS dup	12/16/2008	PCB	PCB 018	n/a	=	0.1871	µg/L	EPA 625m	0.001	0.005			
2008/09-1	Lab	LCS dup, rec	12/16/2008	PCB	PCB 018	n/a	=	102	%	EPA 625m	-88	-88	60	123	
2008/09-1	Lab	LCS, rec	12/16/2008	PCB	PCB 018	n/a	=	107	%	EPA 625m	-88	-88	60	123	
2008/09-1	Lab	LCS, RPD	12/16/2008	PCB	PCB 018	n/a	=	5	%	EPA 625m	-88	-88	0	30	
2008/09-1	Lab	method blank	12/16/2008	PCB	PCB 018	n/a	<	0.001	µg/L	EPA 625m	0.001	0.005			
2008/09-1	A-1	field duplicate	12/16/2008	PCB	PCB 028	n/a	<	0.001	µg/L	EPA 625m	0.001	0.005			
2008/09-1	A-1	lab duplicate	12/16/2008	PCB	PCB 028	n/a	<	0.001	µg/L	EPA 625m	0.001	0.005	0	30	
2008/09-1	A-1	matrix spike	12/16/2008	PCB	PCB 028	n/a	=	0.7538	µg/L	EPA 625m	0.001	0.005			
2008/09-1	A-1	matrix spike dup	12/16/2008	PCB	PCB 028	n/a	=	0.3791	µg/L	EPA 625m	0.001	0.005			
2008/09-1	A-1	matrix spike dup, rec	12/16/2008	PCB	PCB 028	n/a	=	100	%	EPA 625m	-88	-88	68	113	
2008/09-1	A-1	matrix spike, rec	12/16/2008	PCB	PCB 028	n/a	=	106	%	EPA 625m	-88	-88	68	113	
2008/09-1	A-1	matrix spike, RPD	12/16/2008	PCB	PCB 028	n/a	=	6	%	EPA 625m	-88	-88	0	30	
2008/09-1	Lab	LCS	12/16/2008	PCB	PCB 028	n/a	=	0.1932	µg/L	EPA 625m	0.001	0.005			
2008/09-1	Lab	LCS dup	12/16/2008	PCB	PCB 028	n/a	=	0.2005	µg/L	EPA 625m	0.001	0.005			
2008/09-1	Lab	LCS dup, rec	12/16/2008	PCB	PCB 028	n/a	=	109	%	EPA 625m	-88	-88	68	113	
2008/09-1	Lab	LCS, rec	12/16/2008	PCB	PCB 028	n/a	=	105	%	EPA 625m	-88	-88	68	113	
2008/09-1	Lab	LCS, RPD	12/16/2008	PCB	PCB 028	n/a	=	4	%	EPA 625m	-88	-88	0	30	
2008/09-1	Lab	method blank	12/16/2008	PCB	PCB 028	n/a	<	0.001	µg/L	EPA 625m	0.001	0.005			
2008/09-1	A-1	srgt environ	12/16/2008	PCB	PCB 030	n/a	=	0.435	µg/L	EPA 625m	-88	-88	41	139	
2008/09-1	A-1	srgt environ	12/16/2008	PCB	PCB 030	n/a	=	0.38	µg/L	EPA 625m	-88	-88	-88	-88	
2008/09-1	A-1	srgt environ	12/16/2008	PCB	PCB 030	n/a	=	0.37	µg/L	EPA 625m	-88	-88	41	139	
2008/09-1	A-1	srgt environ, rec	12/16/2008	PCB	PCB 030	n/a	=	74	%	EPA 625m	-88	-88	41	139	
2008/09-1	A-1	srgt environ, rec	12/16/2008	PCB	PCB 030	n/a	=	76	%	EPA 625m	-88	-88	41	139	
2008/09-1	A-1	srgt environ, rec	12/16/2008	PCB	PCB 030	n/a	=	87	%	EPA 625m	-88	-88	41	139	
2008/09-1	A-1	srgt matrix spike	12/16/2008	PCB	PCB 030	n/a	=	0.45	µg/L	EPA 625m	-88	-88	41	139	
2008/09-1	A-1	srgt matrix spike dup	12/16/2008	PCB	PCB 030	n/a	=	0.435	µg/L	EPA 625m	-88	-88	41	139	
2008/09-1	A-1	srgt matrix spike dup, rec	12/16/2008	PCB	PCB 030	n/a	=	87	%	EPA 625m	-88	-88	41	139	
2008/09-1	A-1	srgt matrix spike, rec	12/16/2008	PCB	PCB 030	n/a	=	90	%	EPA 625m	-88	-88	41	139	
2008/09-1	A-1	srgt matrix spike, RPD	12/16/2008	PCB	PCB 030	n/a	=	3	%	EPA 625m	-88	-88	0	30	
2008/09-1	Lab	srgt LCS	12/16/2008	PCB	PCB 030	n/a	=	0.535	µg/L	EPA 625m	-88	-88	41	139	
2008/09-1	Lab	srgt LCS dup	12/16/2008	PCB	PCB 030	n/a	=	0.515	µg/L	EPA 625m	-88	-88	41	139	
2008/09-1	Lab	srgt LCS dup, rec	12/16/2008	PCB	PCB 030	n/a	=	103	%	EPA 625m	-88	-88	41	139	
2008/09-1	Lab	srgt LCS, rec	12/16/2008	PCB	PCB 030	n/a	=	107	%	EPA 625m	-88	-88	41	139	
2008/09-1	Lab	srgt LCS, RPD	12/16/2008	PCB	PCB 030	n/a	=	4	%	EPA 625m	-88	-88	0	30	
2008/09-1	Lab	srgt method blank	12/16/2008	PCB	PCB 030	n/a	=	0.485	µg/L	EPA 625m	-88	-88	41	139	
2008/09-1	Lab	srgt method blank, rec	12/16/2008	PCB	PCB 030	n/a	=	97	%	EPA 625m	-88	-88	41	139	
2008/09-1	ME-CC	srgt environ	12/16/2008	PCB	PCB 030	n/a	=	0.4	µg/L	EPA 625m	-88	-88	41	139	
2008/09-1	ME-CC	srgt environ, rec	12/16/2008	PCB	PCB 030	n/a	=	80	%	EPA 625m	-88	-88	41	139	
2008/09-1	ME-SCR	srgt environ	12/16/2008	PCB	PCB 030	n/a	=	0.39	µg/L	EPA 625m	-88	-88	41	139	
2008/09-1	ME-SCR	srgt environ, rec	12/16/2008	PCB	PCB 030	n/a	=	78	%	EPA 625m	-88	-88	41	139	

Appendix G
2008/09 QA/QC Analysis Results

Event ID	Site ID	QA/QC Sample Type	Analysis Date	Classification	Constituent	Fraction	Sign	Result	Units	Method	MDL	RL	QA LCL	QA UCL	DQO Comp.
2008/09-1	ME-VR2	srgt environ	12/16/2008	PCB	PCB 030	n/a	=	0.445	µg/L	EPA 625m	-88	-88	41	139	
2008/09-1	ME-VR2	srgt environ, rec	12/16/2008	PCB	PCB 030	n/a	=	89	%	EPA 625m	-88	-88	41	139	
2008/09-1	W-3	srgt environ	12/16/2008	PCB	PCB 030	n/a	=	0.42	µg/L	EPA 625m	-88	-88	41	139	
2008/09-1	W-3	srgt environ, rec	12/16/2008	PCB	PCB 030	n/a	=	84	%	EPA 625m	-88	-88	41	139	
2008/09-1	W-4	srgt environ	12/16/2008	PCB	PCB 030	n/a	=	0.435	µg/L	EPA 625m	-88	-88	41	139	
2008/09-1	W-4	srgt environ, rec	12/16/2008	PCB	PCB 030	n/a	=	87	%	EPA 625m	-88	-88	41	139	
2008/09-1	A-1	field duplicate	12/16/2008	PCB	PCB 031	n/a	<	0.001	µg/L	EPA 625m	0.001	0.005			
2008/09-1	A-1	lab duplicate	12/16/2008	PCB	PCB 031	n/a	<	0.001	µg/L	EPA 625m	0.001	0.005	0	30	
2008/09-1	A-1	matrix spike	12/16/2008	PCB	PCB 031	n/a	=	0.6659	µg/L	EPA 625m	0.001	0.005			
2008/09-1	A-1	matrix spike dup	12/16/2008	PCB	PCB 031	n/a	=	0.3498	µg/L	EPA 625m	0.001	0.005			
2008/09-1	A-1	matrix spike dup, rec	12/16/2008	PCB	PCB 031	n/a	=	92	%	EPA 625m	-88	-88	64	122	
2008/09-1	A-1	matrix spike, rec	12/16/2008	PCB	PCB 031	n/a	=	94	%	EPA 625m	-88	-88	64	122	
2008/09-1	A-1	matrix spike, RPD	12/16/2008	PCB	PCB 031	n/a	=	2	%	EPA 625m	-88	-88	0	30	
2008/09-1	Lab	LCS	12/16/2008	PCB	PCB 031	n/a	=	0.1799	µg/L	EPA 625m	0.001	0.005			
2008/09-1	Lab	LCS dup	12/16/2008	PCB	PCB 031	n/a	=	0.1768	µg/L	EPA 625m	0.001	0.005			
2008/09-1	Lab	LCS dup, rec	12/16/2008	PCB	PCB 031	n/a	=	96	%	EPA 625m	-88	-88	64	122	
2008/09-1	Lab	LCS, rec	12/16/2008	PCB	PCB 031	n/a	=	98	%	EPA 625m	-88	-88	64	122	
2008/09-1	Lab	LCS, RPD	12/16/2008	PCB	PCB 031	n/a	=	2	%	EPA 625m	-88	-88	0	30	
2008/09-1	Lab	method blank	12/16/2008	PCB	PCB 031	n/a	<	0.001	µg/L	EPA 625m	0.001	0.005			
2008/09-1	A-1	field duplicate	12/16/2008	PCB	PCB 033	n/a	<	0.001	µg/L	EPA 625m	0.001	0.005			
2008/09-1	A-1	lab duplicate	12/16/2008	PCB	PCB 033	n/a	<	0.001	µg/L	EPA 625m	0.001	0.005	0	30	
2008/09-1	A-1	matrix spike	12/16/2008	PCB	PCB 033	n/a	=	0.6864	µg/L	EPA 625m	0.001	0.005			
2008/09-1	A-1	matrix spike dup	12/16/2008	PCB	PCB 033	n/a	=	0.3666	µg/L	EPA 625m	0.001	0.005			
2008/09-1	A-1	matrix spike dup, rec	12/16/2008	PCB	PCB 033	n/a	=	96	%	EPA 625m	-88	-88	69	120	
2008/09-1	A-1	matrix spike, rec	12/16/2008	PCB	PCB 033	n/a	=	97	%	EPA 625m	-88	-88	69	120	
2008/09-1	A-1	matrix spike, RPD	12/16/2008	PCB	PCB 033	n/a	=	1	%	EPA 625m	-88	-88	0	30	
2008/09-1	Lab	LCS	12/16/2008	PCB	PCB 033	n/a	=	0.1872	µg/L	EPA 625m	0.001	0.005			
2008/09-1	Lab	LCS dup	12/16/2008	PCB	PCB 033	n/a	=	0.1817	µg/L	EPA 625m	0.001	0.005			
2008/09-1	Lab	LCS dup, rec	12/16/2008	PCB	PCB 033	n/a	=	99	%	EPA 625m	-88	-88	69	120	
2008/09-1	Lab	LCS, rec	12/16/2008	PCB	PCB 033	n/a	=	102	%	EPA 625m	-88	-88	69	120	
2008/09-1	Lab	LCS, RPD	12/16/2008	PCB	PCB 033	n/a	=	3	%	EPA 625m	-88	-88	0	30	
2008/09-1	Lab	method blank	12/16/2008	PCB	PCB 033	n/a	<	0.001	µg/L	EPA 625m	0.001	0.005			
2008/09-1	A-1	field duplicate	12/16/2008	PCB	PCB 037	n/a	<	0.001	µg/L	EPA 625m	0.001	0.005			
2008/09-1	A-1	lab duplicate	12/16/2008	PCB	PCB 037	n/a	<	0.001	µg/L	EPA 625m	0.001	0.005	0	30	
2008/09-1	A-1	matrix spike	12/16/2008	PCB	PCB 037	n/a	=	0.6945	µg/L	EPA 625m	0.001	0.005			
2008/09-1	A-1	matrix spike dup	12/16/2008	PCB	PCB 037	n/a	=	0.3842	µg/L	EPA 625m	0.001	0.005			
2008/09-1	A-1	matrix spike dup, rec	12/16/2008	PCB	PCB 037	n/a	=	101	%	EPA 625m	-88	-88	74	125	
2008/09-1	A-1	matrix spike, rec	12/16/2008	PCB	PCB 037	n/a	=	98	%	EPA 625m	-88	-88	74	125	
2008/09-1	A-1	matrix spike, RPD	12/16/2008	PCB	PCB 037	n/a	=	3	%	EPA 625m	-88	-88	0	30	
2008/09-1	Lab	LCS	12/16/2008	PCB	PCB 037	n/a	=	0.1881	µg/L	EPA 625m	0.001	0.005			
2008/09-1	Lab	LCS dup	12/16/2008	PCB	PCB 037	n/a	=	0.1909	µg/L	EPA 625m	0.001	0.005			
2008/09-1	Lab	LCS dup, rec	12/16/2008	PCB	PCB 037	n/a	=	104	%	EPA 625m	-88	-88	74	125	
2008/09-1	Lab	LCS, rec	12/16/2008	PCB	PCB 037	n/a	=	103	%	EPA 625m	-88	-88	74	125	
2008/09-1	Lab	LCS, RPD	12/16/2008	PCB	PCB 037	n/a	=	1	%	EPA 625m	-88	-88	0	30	
2008/09-1	Lab	method blank	12/16/2008	PCB	PCB 037	n/a	<	0.001	µg/L	EPA 625m	0.001	0.005			
2008/09-1	A-1	field duplicate	12/16/2008	PCB	PCB 044	n/a	<	0.001	µg/L	EPA 625m	0.001	0.005			
2008/09-1	A-1	lab duplicate	12/16/2008	PCB	PCB 044	n/a	<	0.001	µg/L	EPA 625m	0.001	0.005	0	30	
2008/09-1	A-1	matrix spike	12/16/2008	PCB	PCB 044	n/a	=	0.703	µg/L	EPA 625m	0.001	0.005			
2008/09-1	A-1	matrix spike dup	12/16/2008	PCB	PCB 044	n/a	=	0.3628	µg/L	EPA 625m	0.001	0.005			
2008/09-1	A-1	matrix spike dup, rec	12/16/2008	PCB	PCB 044	n/a	=	95	%	EPA 625m	-88	-88	68	123	
2008/09-1	A-1	matrix spike, rec	12/16/2008	PCB	PCB 044	n/a	=	99	%	EPA 625m	-88	-88	68	123	
2008/09-1	A-1	matrix spike, RPD	12/16/2008	PCB	PCB 044	n/a	=	4	%	EPA 625m	-88	-88	0	30	
2008/09-1	Lab	LCS	12/16/2008	PCB	PCB 044	n/a	=	0.1828	µg/L	EPA 625m	0.001	0.005			
2008/09-1	Lab	LCS dup	12/16/2008	PCB	PCB 044	n/a	=	0.1808	µg/L	EPA 625m	0.001	0.005			
2008/09-1	Lab	LCS dup, rec	12/16/2008	PCB	PCB 044	n/a	=	99	%	EPA 625m	-88	-88	68	123	
2008/09-1	Lab	LCS, rec	12/16/2008	PCB	PCB 044	n/a	=	100	%	EPA 625m	-88	-88	68	123	

Appendix G
2008/09 QA/QC Analysis Results

Event ID	Site ID	QA/QC Sample Type	Analysis Date	Classification	Constituent	Fraction	Sign	Result	Units	Method	MDL	RL	QA LCL	QA UCL	DQO Comp.
2008/09-1	Lab	LCS, RPD	12/16/2008	PCB	PCB 044	n/a	=	1	%	EPA 625m	-88	-88	0	30	
2008/09-1	Lab	method blank	12/16/2008	PCB	PCB 044	n/a	<	0.001	µg/L	EPA 625m	0.001	0.005			
2008/09-1	A-1	field duplicate	12/16/2008	PCB	PCB 049	n/a	<	0.001	µg/L	EPA 625m	0.001	0.005			
2008/09-1	A-1	lab duplicate	12/16/2008	PCB	PCB 049	n/a	<	0.001	µg/L	EPA 625m	0.001	0.005	0	30	
2008/09-1	A-1	matrix spike	12/16/2008	PCB	PCB 049	n/a	=	0.6705	µg/L	EPA 625m	0.001	0.005			
2008/09-1	A-1	matrix spike dup	12/16/2008	PCB	PCB 049	n/a	=	0.3556	µg/L	EPA 625m	0.001	0.005			
2008/09-1	A-1	matrix spike dup, rec	12/16/2008	PCB	PCB 049	n/a	=	93	%	EPA 625m	-88	-88	67	115	
2008/09-1	A-1	matrix spike, rec	12/16/2008	PCB	PCB 049	n/a	=	94	%	EPA 625m	-88	-88	67	115	
2008/09-1	A-1	matrix spike, RPD	12/16/2008	PCB	PCB 049	n/a	=	1	%	EPA 625m	-88	-88	0	30	
2008/09-1	Lab	LCS	12/16/2008	PCB	PCB 049	n/a	=	0.1827	µg/L	EPA 625m	0.001	0.005			
2008/09-1	Lab	LCS dup	12/16/2008	PCB	PCB 049	n/a	=	0.1817	µg/L	EPA 625m	0.001	0.005			
2008/09-1	Lab	LCS dup, rec	12/16/2008	PCB	PCB 049	n/a	=	99	%	EPA 625m	-88	-88	67	115	
2008/09-1	Lab	LCS, rec	12/16/2008	PCB	PCB 049	n/a	=	100	%	EPA 625m	-88	-88	67	115	
2008/09-1	Lab	LCS, RPD	12/16/2008	PCB	PCB 049	n/a	=	1	%	EPA 625m	-88	-88	0	30	
2008/09-1	Lab	method blank	12/16/2008	PCB	PCB 049	n/a	<	0.001	µg/L	EPA 625m	0.001	0.005			
2008/09-1	A-1	field duplicate	12/16/2008	PCB	PCB 052	n/a	<	0.001	µg/L	EPA 625m	0.001	0.005			
2008/09-1	A-1	lab duplicate	12/16/2008	PCB	PCB 052	n/a	<	0.001	µg/L	EPA 625m	0.001	0.005	0	30	
2008/09-1	A-1	matrix spike	12/16/2008	PCB	PCB 052	n/a	=	0.6899	µg/L	EPA 625m	0.001	0.005			
2008/09-1	A-1	matrix spike dup	12/16/2008	PCB	PCB 052	n/a	=	0.3652	µg/L	EPA 625m	0.001	0.005			
2008/09-1	A-1	matrix spike dup, rec	12/16/2008	PCB	PCB 052	n/a	=	96	%	EPA 625m	-88	-88	68	122	
2008/09-1	A-1	matrix spike, rec	12/16/2008	PCB	PCB 052	n/a	=	97	%	EPA 625m	-88	-88	68	122	
2008/09-1	A-1	matrix spike, RPD	12/16/2008	PCB	PCB 052	n/a	=	1	%	EPA 625m	-88	-88	0	30	
2008/09-1	Lab	LCS	12/16/2008	PCB	PCB 052	n/a	=	0.1855	µg/L	EPA 625m	0.001	0.005			
2008/09-1	Lab	LCS dup	12/16/2008	PCB	PCB 052	n/a	=	0.1736	µg/L	EPA 625m	0.001	0.005			
2008/09-1	Lab	LCS dup, rec	12/16/2008	PCB	PCB 052	n/a	=	95	%	EPA 625m	-88	-88	68	122	
2008/09-1	Lab	LCS, rec	12/16/2008	PCB	PCB 052	n/a	=	101	%	EPA 625m	-88	-88	68	122	
2008/09-1	Lab	LCS, RPD	12/16/2008	PCB	PCB 052	n/a	=	6	%	EPA 625m	-88	-88	0	30	
2008/09-1	Lab	method blank	12/16/2008	PCB	PCB 052	n/a	<	0.001	µg/L	EPA 625m	0.001	0.005			
2008/09-1	A-1	field duplicate	12/16/2008	PCB	PCB 056 + 060	n/a	<	0.001	µg/L	EPA 625m	0.001	0.005			
2008/09-1	A-1	lab duplicate	12/16/2008	PCB	PCB 056 + 060	n/a	<	0.001	µg/L	EPA 625m	0.001	0.005	0	30	
2008/09-1	A-1	matrix spike	12/16/2008	PCB	PCB 056 + 060	n/a	=	0.7228	µg/L	EPA 625m	0.001	0.005			
2008/09-1	A-1	matrix spike dup	12/16/2008	PCB	PCB 056 + 060	n/a	=	0.3911	µg/L	EPA 625m	0.001	0.005			
2008/09-1	A-1	matrix spike dup, rec	12/16/2008	PCB	PCB 056 + 060	n/a	=	103	%	EPA 625m	-88	-88	57	150	
2008/09-1	A-1	matrix spike, rec	12/16/2008	PCB	PCB 056 + 060	n/a	=	102	%	EPA 625m	-88	-88	57	150	
2008/09-1	A-1	matrix spike, RPD	12/16/2008	PCB	PCB 056 + 060	n/a	=	1	%	EPA 625m	-88	-88	0	30	
2008/09-1	Lab	LCS	12/16/2008	PCB	PCB 056 + 060	n/a	=	0.1877	µg/L	EPA 625m	0.001	0.005			
2008/09-1	Lab	LCS dup	12/16/2008	PCB	PCB 056 + 060	n/a	=	0.18	µg/L	EPA 625m	0.001	0.005			
2008/09-1	Lab	LCS dup, rec	12/16/2008	PCB	PCB 056 + 060	n/a	=	98	%	EPA 625m	-88	-88	57	150	
2008/09-1	Lab	LCS, rec	12/16/2008	PCB	PCB 056 + 060	n/a	=	102	%	EPA 625m	-88	-88	57	150	
2008/09-1	Lab	LCS, RPD	12/16/2008	PCB	PCB 056 + 060	n/a	=	4	%	EPA 625m	-88	-88	0	30	
2008/09-1	Lab	method blank	12/16/2008	PCB	PCB 056 + 060	n/a	<	0.001	µg/L	EPA 625m	0.001	0.005			
2008/09-1	A-1	field duplicate	12/16/2008	PCB	PCB 066	n/a	<	0.001	µg/L	EPA 625m	0.001	0.005			
2008/09-1	A-1	lab duplicate	12/16/2008	PCB	PCB 066	n/a	<	0.001	µg/L	EPA 625m	0.001	0.005	0	30	
2008/09-1	A-1	matrix spike	12/16/2008	PCB	PCB 066	n/a	=	0.693	µg/L	EPA 625m	0.001	0.005			
2008/09-1	A-1	matrix spike dup	12/16/2008	PCB	PCB 066	n/a	=	0.3626	µg/L	EPA 625m	0.001	0.005			
2008/09-1	A-1	matrix spike dup, rec	12/16/2008	PCB	PCB 066	n/a	=	95	%	EPA 625m	-88	-88	70	119	
2008/09-1	A-1	matrix spike, rec	12/16/2008	PCB	PCB 066	n/a	=	97	%	EPA 625m	-88	-88	70	119	
2008/09-1	A-1	matrix spike, RPD	12/16/2008	PCB	PCB 066	n/a	=	2	%	EPA 625m	-88	-88	0	30	
2008/09-1	Lab	LCS	12/16/2008	PCB	PCB 066	n/a	=	0.183	µg/L	EPA 625m	0.001	0.005			
2008/09-1	Lab	LCS dup	12/16/2008	PCB	PCB 066	n/a	=	0.1798	µg/L	EPA 625m	0.001	0.005			
2008/09-1	Lab	LCS dup, rec	12/16/2008	PCB	PCB 066	n/a	=	98	%	EPA 625m	-88	-88	70	119	
2008/09-1	Lab	LCS, rec	12/16/2008	PCB	PCB 066	n/a	=	100	%	EPA 625m	-88	-88	70	119	
2008/09-1	Lab	LCS, RPD	12/16/2008	PCB	PCB 066	n/a	=	2	%	EPA 625m	-88	-88	0	30	
2008/09-1	Lab	method blank	12/16/2008	PCB	PCB 066	n/a	<	0.001	µg/L	EPA 625m	0.001	0.005			
2008/09-1	A-1	field duplicate	12/16/2008	PCB	PCB 070	n/a	<	0.001	µg/L	EPA 625m	0.001	0.005			
2008/09-1	A-1	lab duplicate	12/16/2008	PCB	PCB 070	n/a	<	0.001	µg/L	EPA 625m	0.001	0.005	0	30	

Appendix G
2008/09 QA/QC Analysis Results

Event ID	Site ID	QA/QC Sample Type	Analysis Date	Classification	Constituent	Fraction	Sign	Result	Units	Method	MDL	RL	QA LCL	QA UCL	DQO Comp.
2008/09-1	A-1	matrix spike	12/16/2008	PCB	PCB 070	n/a	=	0.6983	µg/L	EPA 625m	0.001	0.005			
2008/09-1	A-1	matrix spike dup	12/16/2008	PCB	PCB 070	n/a	=	0.3727	µg/L	EPA 625m	0.001	0.005			
2008/09-1	A-1	matrix spike dup, rec	12/16/2008	PCB	PCB 070	n/a	=	98	%	EPA 625m	-88	-88	70	117	
2008/09-1	A-1	matrix spike, rec	12/16/2008	PCB	PCB 070	n/a	=	98	%	EPA 625m	-88	-88	70	117	
2008/09-1	A-1	matrix spike, RPD	12/16/2008	PCB	PCB 070	n/a	=	0	%	EPA 625m	-88	-88	0	30	
2008/09-1	Lab	LCS	12/16/2008	PCB	PCB 070	n/a	=	0.1932	µg/L	EPA 625m	0.001	0.005			
2008/09-1	Lab	LCS dup	12/16/2008	PCB	PCB 070	n/a	=	0.1822	µg/L	EPA 625m	0.001	0.005			
2008/09-1	Lab	LCS dup, rec	12/16/2008	PCB	PCB 070	n/a	=	99	%	EPA 625m	-88	-88	70	117	
2008/09-1	Lab	LCS, rec	12/16/2008	PCB	PCB 070	n/a	=	105	%	EPA 625m	-88	-88	70	117	
2008/09-1	Lab	LCS, RPD	12/16/2008	PCB	PCB 070	n/a	=	6	%	EPA 625m	-88	-88	0	30	
2008/09-1	Lab	method blank	12/16/2008	PCB	PCB 070	n/a	<	0.001	µg/L	EPA 625m	0.001	0.005			
2008/09-1	A-1	field duplicate	12/16/2008	PCB	PCB 074	n/a	<	0.001	µg/L	EPA 625m	0.001	0.005			
2008/09-1	A-1	lab duplicate	12/16/2008	PCB	PCB 074	n/a	<	0.001	µg/L	EPA 625m	0.001	0.005	0	30	
2008/09-1	A-1	matrix spike	12/16/2008	PCB	PCB 074	n/a	=	0.7062	µg/L	EPA 625m	0.001	0.005			
2008/09-1	A-1	matrix spike dup	12/16/2008	PCB	PCB 074	n/a	=	0.3625	µg/L	EPA 625m	0.001	0.005			
2008/09-1	A-1	matrix spike dup, rec	12/16/2008	PCB	PCB 074	n/a	=	95	%	EPA 625m	-88	-88	75	115	
2008/09-1	A-1	matrix spike, rec	12/16/2008	PCB	PCB 074	n/a	=	99	%	EPA 625m	-88	-88	75	115	
2008/09-1	A-1	matrix spike, RPD	12/16/2008	PCB	PCB 074	n/a	=	4	%	EPA 625m	-88	-88	0	30	
2008/09-1	Lab	LCS	12/16/2008	PCB	PCB 074	n/a	=	0.1885	µg/L	EPA 625m	0.001	0.005			
2008/09-1	Lab	LCS dup	12/16/2008	PCB	PCB 074	n/a	=	0.1836	µg/L	EPA 625m	0.001	0.005			
2008/09-1	Lab	LCS dup, rec	12/16/2008	PCB	PCB 074	n/a	=	100	%	EPA 625m	-88	-88	75	115	
2008/09-1	Lab	LCS, rec	12/16/2008	PCB	PCB 074	n/a	=	103	%	EPA 625m	-88	-88	75	115	
2008/09-1	Lab	LCS, RPD	12/16/2008	PCB	PCB 074	n/a	=	3	%	EPA 625m	-88	-88	0	30	
2008/09-1	Lab	method blank	12/16/2008	PCB	PCB 074	n/a	<	0.001	µg/L	EPA 625m	0.001	0.005			
2008/09-1	A-1	field duplicate	12/16/2008	PCB	PCB 077	n/a	<	0.001	µg/L	EPA 625m	0.001	0.005			
2008/09-1	A-1	lab duplicate	12/16/2008	PCB	PCB 077	n/a	<	0.001	µg/L	EPA 625m	0.001	0.005	0	30	
2008/09-1	A-1	matrix spike	12/16/2008	PCB	PCB 077	n/a	=	0.7041	µg/L	EPA 625m	0.001	0.005			
2008/09-1	A-1	matrix spike dup	12/16/2008	PCB	PCB 077	n/a	=	0.3729	µg/L	EPA 625m	0.001	0.005			
2008/09-1	A-1	matrix spike dup, rec	12/16/2008	PCB	PCB 077	n/a	=	98	%	EPA 625m	-88	-88	74	117	
2008/09-1	A-1	matrix spike, rec	12/16/2008	PCB	PCB 077	n/a	=	99	%	EPA 625m	-88	-88	74	117	
2008/09-1	A-1	matrix spike, RPD	12/16/2008	PCB	PCB 077	n/a	=	1	%	EPA 625m	-88	-88	0	30	
2008/09-1	Lab	LCS	12/16/2008	PCB	PCB 077	n/a	=	0.1857	µg/L	EPA 625m	0.001	0.005			
2008/09-1	Lab	LCS dup	12/16/2008	PCB	PCB 077	n/a	=	0.1831	µg/L	EPA 625m	0.001	0.005			
2008/09-1	Lab	LCS dup, rec	12/16/2008	PCB	PCB 077	n/a	=	100	%	EPA 625m	-88	-88	74	117	
2008/09-1	Lab	LCS, rec	12/16/2008	PCB	PCB 077	n/a	=	101	%	EPA 625m	-88	-88	74	117	
2008/09-1	Lab	LCS, RPD	12/16/2008	PCB	PCB 077	n/a	=	1	%	EPA 625m	-88	-88	0	30	
2008/09-1	Lab	method blank	12/16/2008	PCB	PCB 077	n/a	<	0.001	µg/L	EPA 625m	0.001	0.005			
2008/09-1	A-1	field duplicate	12/16/2008	PCB	PCB 081	n/a	<	0.001	µg/L	EPA 625m	0.001	0.005			
2008/09-1	A-1	lab duplicate	12/16/2008	PCB	PCB 081	n/a	<	0.001	µg/L	EPA 625m	0.001	0.005	0	30	
2008/09-1	A-1	matrix spike	12/16/2008	PCB	PCB 081	n/a	=	0.6906	µg/L	EPA 625m	0.001	0.005			
2008/09-1	A-1	matrix spike dup	12/16/2008	PCB	PCB 081	n/a	=	0.3703	µg/L	EPA 625m	0.001	0.005			
2008/09-1	A-1	matrix spike dup, rec	12/16/2008	PCB	PCB 081	n/a	=	97	%	EPA 625m	-88	-88	71	118	
2008/09-1	A-1	matrix spike, rec	12/16/2008	PCB	PCB 081	n/a	=	97	%	EPA 625m	-88	-88	71	118	
2008/09-1	A-1	matrix spike, RPD	12/16/2008	PCB	PCB 081	n/a	=	0	%	EPA 625m	-88	-88	0	30	
2008/09-1	Lab	LCS	12/16/2008	PCB	PCB 081	n/a	=	0.1827	µg/L	EPA 625m	0.001	0.005			
2008/09-1	Lab	LCS dup	12/16/2008	PCB	PCB 081	n/a	=	0.1851	µg/L	EPA 625m	0.001	0.005			
2008/09-1	Lab	LCS dup, rec	12/16/2008	PCB	PCB 081	n/a	=	101	%	EPA 625m	-88	-88	71	118	
2008/09-1	Lab	LCS, rec	12/16/2008	PCB	PCB 081	n/a	=	100	%	EPA 625m	-88	-88	71	118	
2008/09-1	Lab	LCS, RPD	12/16/2008	PCB	PCB 081	n/a	=	1	%	EPA 625m	-88	-88	0	30	
2008/09-1	Lab	method blank	12/16/2008	PCB	PCB 081	n/a	<	0.001	µg/L	EPA 625m	0.001	0.005			
2008/09-1	A-1	field duplicate	12/16/2008	PCB	PCB 087	n/a	<	0.001	µg/L	EPA 625m	0.001	0.005			
2008/09-1	A-1	lab duplicate	12/16/2008	PCB	PCB 087	n/a	<	0.001	µg/L	EPA 625m	0.001	0.005	0	30	
2008/09-1	A-1	matrix spike	12/16/2008	PCB	PCB 087	n/a	=	0.7481	µg/L	EPA 625m	0.001	0.005			
2008/09-1	A-1	matrix spike dup	12/16/2008	PCB	PCB 087	n/a	=	0.4086	µg/L	EPA 625m	0.001	0.005			
2008/09-1	A-1	matrix spike dup, rec	12/16/2008	PCB	PCB 087	n/a	=	107	%	EPA 625m	-88	-88	73	116	
2008/09-1	A-1	matrix spike, rec	12/16/2008	PCB	PCB 087	n/a	=	105	%	EPA 625m	-88	-88	73	116	

Appendix G
2008/09 QA/QC Analysis Results

Event ID	Site ID	QA/QC Sample Type	Analysis Date	Classification	Constituent	Fraction	Sign	Result	Units	Method	MDL	RL	QA LCL	QA UCL	DQO Comp.
2008/09-1	A-1	matrix spike, RPD	12/16/2008	PCB	PCB 087	n/a	=	2	%	EPA 625m	-88	-88	0	30	
2008/09-1	Lab	LCS	12/16/2008	PCB	PCB 087	n/a	=	0.1942	µg/L	EPA 625m	0.001	0.005			
2008/09-1	Lab	LCS dup	12/16/2008	PCB	PCB 087	n/a	=	0.1833	µg/L	EPA 625m	0.001	0.005			
2008/09-1	Lab	LCS dup, rec	12/16/2008	PCB	PCB 087	n/a	=	100	%	EPA 625m	-88	-88	73	116	
2008/09-1	Lab	LCS, rec	12/16/2008	PCB	PCB 087	n/a	=	106	%	EPA 625m	-88	-88	73	116	
2008/09-1	Lab	LCS, RPD	12/16/2008	PCB	PCB 087	n/a	=	6	%	EPA 625m	-88	-88	0	30	
2008/09-1	Lab	method blank	12/16/2008	PCB	PCB 087	n/a	<	0.001	µg/L	EPA 625m	0.001	0.005			
2008/09-1	A-1	field duplicate	12/16/2008	PCB	PCB 095	n/a	<	0.001	µg/L	EPA 625m	0.001	0.005			
2008/09-1	A-1	lab duplicate	12/16/2008	PCB	PCB 095	n/a	<	0.001	µg/L	EPA 625m	0.001	0.005	0	30	
2008/09-1	A-1	matrix spike	12/16/2008	PCB	PCB 095	n/a	=	0.6732	µg/L	EPA 625m	0.001	0.005			
2008/09-1	A-1	matrix spike dup	12/16/2008	PCB	PCB 095	n/a	=	0.354	µg/L	EPA 625m	0.001	0.005			
2008/09-1	A-1	matrix spike dup, rec	12/16/2008	PCB	PCB 095	n/a	=	93	%	EPA 625m	-88	-88	64	118	
2008/09-1	A-1	matrix spike, rec	12/16/2008	PCB	PCB 095	n/a	=	95	%	EPA 625m	-88	-88	64	118	
2008/09-1	A-1	matrix spike, RPD	12/16/2008	PCB	PCB 095	n/a	=	2	%	EPA 625m	-88	-88	0	30	
2008/09-1	Lab	LCS	12/16/2008	PCB	PCB 095	n/a	=	0.1924	µg/L	EPA 625m	0.001	0.005			
2008/09-1	Lab	LCS dup	12/16/2008	PCB	PCB 095	n/a	=	0.1855	µg/L	EPA 625m	0.001	0.005			
2008/09-1	Lab	LCS dup, rec	12/16/2008	PCB	PCB 095	n/a	=	101	%	EPA 625m	-88	-88	64	118	
2008/09-1	Lab	LCS, rec	12/16/2008	PCB	PCB 095	n/a	=	105	%	EPA 625m	-88	-88	64	118	
2008/09-1	Lab	LCS, RPD	12/16/2008	PCB	PCB 095	n/a	=	4	%	EPA 625m	-88	-88	0	30	
2008/09-1	Lab	method blank	12/16/2008	PCB	PCB 095	n/a	<	0.001	µg/L	EPA 625m	0.001	0.005			
2008/09-1	A-1	field duplicate	12/16/2008	PCB	PCB 097	n/a	<	0.001	µg/L	EPA 625m	0.001	0.005			
2008/09-1	A-1	lab duplicate	12/16/2008	PCB	PCB 097	n/a	<	0.001	µg/L	EPA 625m	0.001	0.005	0	30	
2008/09-1	A-1	matrix spike	12/16/2008	PCB	PCB 097	n/a	=	0.6664	µg/L	EPA 625m	0.001	0.005			
2008/09-1	A-1	matrix spike dup	12/16/2008	PCB	PCB 097	n/a	=	0.3637	µg/L	EPA 625m	0.001	0.005			
2008/09-1	A-1	matrix spike dup, rec	12/16/2008	PCB	PCB 097	n/a	=	96	%	EPA 625m	-88	-88	66	122	
2008/09-1	A-1	matrix spike, rec	12/16/2008	PCB	PCB 097	n/a	=	94	%	EPA 625m	-88	-88	66	122	
2008/09-1	A-1	matrix spike, RPD	12/16/2008	PCB	PCB 097	n/a	=	2	%	EPA 625m	-88	-88	0	30	
2008/09-1	Lab	LCS	12/16/2008	PCB	PCB 097	n/a	=	0.186	µg/L	EPA 625m	0.001	0.005			
2008/09-1	Lab	LCS dup	12/16/2008	PCB	PCB 097	n/a	=	0.174	µg/L	EPA 625m	0.001	0.005			
2008/09-1	Lab	LCS dup, rec	12/16/2008	PCB	PCB 097	n/a	=	95	%	EPA 625m	-88	-88	66	122	
2008/09-1	Lab	LCS, rec	12/16/2008	PCB	PCB 097	n/a	=	101	%	EPA 625m	-88	-88	66	122	
2008/09-1	Lab	LCS, RPD	12/16/2008	PCB	PCB 097	n/a	=	6	%	EPA 625m	-88	-88	0	30	
2008/09-1	Lab	method blank	12/16/2008	PCB	PCB 097	n/a	<	0.001	µg/L	EPA 625m	0.001	0.005			
2008/09-1	A-1	field duplicate	12/16/2008	PCB	PCB 099	n/a	<	0.001	µg/L	EPA 625m	0.001	0.005			
2008/09-1	A-1	lab duplicate	12/16/2008	PCB	PCB 099	n/a	<	0.001	µg/L	EPA 625m	0.001	0.005	0	30	
2008/09-1	A-1	matrix spike	12/16/2008	PCB	PCB 099	n/a	=	0.6804	µg/L	EPA 625m	0.001	0.005			
2008/09-1	A-1	matrix spike dup	12/16/2008	PCB	PCB 099	n/a	=	0.3562	µg/L	EPA 625m	0.001	0.005			
2008/09-1	A-1	matrix spike dup, rec	12/16/2008	PCB	PCB 099	n/a	=	94	%	EPA 625m	-88	-88	68	130	
2008/09-1	A-1	matrix spike, rec	12/16/2008	PCB	PCB 099	n/a	=	96	%	EPA 625m	-88	-88	68	130	
2008/09-1	A-1	matrix spike, RPD	12/16/2008	PCB	PCB 099	n/a	=	2	%	EPA 625m	-88	-88	0	30	
2008/09-1	Lab	LCS	12/16/2008	PCB	PCB 099	n/a	=	0.1838	µg/L	EPA 625m	0.001	0.005			
2008/09-1	Lab	LCS dup	12/16/2008	PCB	PCB 099	n/a	=	0.1811	µg/L	EPA 625m	0.001	0.005			
2008/09-1	Lab	LCS dup, rec	12/16/2008	PCB	PCB 099	n/a	=	99	%	EPA 625m	-88	-88	68	130	
2008/09-1	Lab	LCS, rec	12/16/2008	PCB	PCB 099	n/a	=	100	%	EPA 625m	-88	-88	68	130	
2008/09-1	Lab	LCS, RPD	12/16/2008	PCB	PCB 099	n/a	=	1	%	EPA 625m	-88	-88	0	30	
2008/09-1	Lab	method blank	12/16/2008	PCB	PCB 099	n/a	<	0.001	µg/L	EPA 625m	0.001	0.005			
2008/09-1	A-1	field duplicate	12/16/2008	PCB	PCB 101	n/a	<	0.001	µg/L	EPA 625m	0.001	0.005			
2008/09-1	A-1	lab duplicate	12/16/2008	PCB	PCB 101	n/a	<	0.001	µg/L	EPA 625m	0.001	0.005	0	30	
2008/09-1	A-1	matrix spike	12/16/2008	PCB	PCB 101	n/a	=	0.68	µg/L	EPA 625m	0.001	0.005			
2008/09-1	A-1	matrix spike dup	12/16/2008	PCB	PCB 101	n/a	=	0.3635	µg/L	EPA 625m	0.001	0.005			
2008/09-1	A-1	matrix spike dup, rec	12/16/2008	PCB	PCB 101	n/a	=	95	%	EPA 625m	-88	-88	67	118	
2008/09-1	A-1	matrix spike, rec	12/16/2008	PCB	PCB 101	n/a	=	96	%	EPA 625m	-88	-88	67	118	
2008/09-1	A-1	matrix spike, RPD	12/16/2008	PCB	PCB 101	n/a	=	1	%	EPA 625m	-88	-88	0	30	
2008/09-1	Lab	LCS	12/16/2008	PCB	PCB 101	n/a	=	0.1802	µg/L	EPA 625m	0.001	0.005			
2008/09-1	Lab	LCS dup	12/16/2008	PCB	PCB 101	n/a	=	0.1777	µg/L	EPA 625m	0.001	0.005			
2008/09-1	Lab	LCS dup, rec	12/16/2008	PCB	PCB 101	n/a	=	97	%	EPA 625m	-88	-88	67	118	

Appendix G
2008/09 QA/QC Analysis Results

Event ID	Site ID	QA/QC Sample Type	Analysis Date	Classification	Constituent	Fraction	Sign	Result	Units	Method	MDL	RL	QA LCL	QA UCL	DQO Comp.
2008/09-1	Lab	LCS, rec	12/16/2008	PCB	PCB 101	n/a	=	98	%	EPA 625m	-88	-88	67	118	
2008/09-1	Lab	LCS, RPD	12/16/2008	PCB	PCB 101	n/a	=	1	%	EPA 625m	-88	-88	0	30	
2008/09-1	Lab	method blank	12/16/2008	PCB	PCB 101	n/a	<	0.001	µg/L	EPA 625m	0.001	0.005			
2008/09-1	A-1	field duplicate	12/16/2008	PCB	PCB 105	n/a	<	0.001	µg/L	EPA 625m	0.001	0.005			
2008/09-1	A-1	lab duplicate	12/16/2008	PCB	PCB 105	n/a	<	0.001	µg/L	EPA 625m	0.001	0.005	0	30	
2008/09-1	A-1	matrix spike	12/16/2008	PCB	PCB 105	n/a	=	0.6535	µg/L	EPA 625m	0.001	0.005			
2008/09-1	A-1	matrix spike dup	12/16/2008	PCB	PCB 105	n/a	=	0.3553	µg/L	EPA 625m	0.001	0.005			
2008/09-1	A-1	matrix spike dup, rec	12/16/2008	PCB	PCB 105	n/a	=	93	%	EPA 625m	-88	-88	70	119	
2008/09-1	A-1	matrix spike, rec	12/16/2008	PCB	PCB 105	n/a	=	92	%	EPA 625m	-88	-88	70	119	
2008/09-1	A-1	matrix spike, RPD	12/16/2008	PCB	PCB 105	n/a	=	1	%	EPA 625m	-88	-88	0	30	
2008/09-1	Lab	LCS	12/16/2008	PCB	PCB 105	n/a	=	0.1825	µg/L	EPA 625m	0.001	0.005			
2008/09-1	Lab	LCS dup	12/16/2008	PCB	PCB 105	n/a	=	0.1825	µg/L	EPA 625m	0.001	0.005			
2008/09-1	Lab	LCS dup, rec	12/16/2008	PCB	PCB 105	n/a	=	100	%	EPA 625m	-88	-88	70	119	
2008/09-1	Lab	LCS, rec	12/16/2008	PCB	PCB 105	n/a	=	100	%	EPA 625m	-88	-88	70	119	
2008/09-1	Lab	LCS, RPD	12/16/2008	PCB	PCB 105	n/a	=	0	%	EPA 625m	-88	-88	0	30	
2008/09-1	Lab	method blank	12/16/2008	PCB	PCB 105	n/a	<	0.001	µg/L	EPA 625m	0.001	0.005			
2008/09-1	A-1	field duplicate	12/16/2008	PCB	PCB 110	n/a	<	0.001	µg/L	EPA 625m	0.001	0.005			
2008/09-1	A-1	lab duplicate	12/16/2008	PCB	PCB 110	n/a	<	0.001	µg/L	EPA 625m	0.001	0.005	0	30	
2008/09-1	A-1	matrix spike	12/16/2008	PCB	PCB 110	n/a	=	0.6601	µg/L	EPA 625m	0.001	0.005			
2008/09-1	A-1	matrix spike dup	12/16/2008	PCB	PCB 110	n/a	=	0.3538	µg/L	EPA 625m	0.001	0.005			
2008/09-1	A-1	matrix spike dup, rec	12/16/2008	PCB	PCB 110	n/a	=	93	%	EPA 625m	-88	-88	67	120	
2008/09-1	A-1	matrix spike, rec	12/16/2008	PCB	PCB 110	n/a	=	93	%	EPA 625m	-88	-88	67	120	
2008/09-1	A-1	matrix spike, RPD	12/16/2008	PCB	PCB 110	n/a	=	0	%	EPA 625m	-88	-88	0	30	
2008/09-1	Lab	LCS	12/16/2008	PCB	PCB 110	n/a	=	0.188	µg/L	EPA 625m	0.001	0.005			
2008/09-1	Lab	LCS dup	12/16/2008	PCB	PCB 110	n/a	=	0.1759	µg/L	EPA 625m	0.001	0.005			
2008/09-1	Lab	LCS dup, rec	12/16/2008	PCB	PCB 110	n/a	=	96	%	EPA 625m	-88	-88	67	120	
2008/09-1	Lab	LCS, rec	12/16/2008	PCB	PCB 110	n/a	=	103	%	EPA 625m	-88	-88	67	120	
2008/09-1	Lab	LCS, RPD	12/16/2008	PCB	PCB 110	n/a	=	7	%	EPA 625m	-88	-88	0	30	
2008/09-1	Lab	method blank	12/16/2008	PCB	PCB 110	n/a	<	0.001	µg/L	EPA 625m	0.001	0.005			
2008/09-1	A-1	srgt environ	12/16/2008	PCB	PCB 112	n/a	=	0.375	µg/L	EPA 625m	-88	-88	52	144	
2008/09-1	A-1	srgt environ	12/16/2008	PCB	PCB 112	n/a	=	0.39	µg/L	EPA 625m	-88	-88	-88	-88	
2008/09-1	A-1	srgt environ	12/16/2008	PCB	PCB 112	n/a	=	0.45	µg/L	EPA 625m	-88	-88	52	144	
2008/09-1	A-1	srgt environ, rec	12/16/2008	PCB	PCB 112	n/a	=	90	%	EPA 625m	-88	-88	52	144	
2008/09-1	A-1	srgt environ, rec	12/16/2008	PCB	PCB 112	n/a	=	78	%	EPA 625m	-88	-88	52	144	
2008/09-1	A-1	srgt environ, rec	12/16/2008	PCB	PCB 112	n/a	=	75	%	EPA 625m	-88	-88	52	144	
2008/09-1	A-1	srgt matrix spike	12/16/2008	PCB	PCB 112	n/a	=	0.48	µg/L	EPA 625m	-88	-88	52	144	
2008/09-1	A-1	srgt matrix spike dup	12/16/2008	PCB	PCB 112	n/a	=	0.45	µg/L	EPA 625m	-88	-88	52	144	
2008/09-1	A-1	srgt matrix spike dup, rec	12/16/2008	PCB	PCB 112	n/a	=	90	%	EPA 625m	-88	-88	52	144	
2008/09-1	A-1	srgt matrix spike, rec	12/16/2008	PCB	PCB 112	n/a	=	96	%	EPA 625m	-88	-88	52	144	
2008/09-1	A-1	srgt matrix spike, RPD	12/16/2008	PCB	PCB 112	n/a	=	6	%	EPA 625m	-88	-88	0	30	
2008/09-1	Lab	srgt LCS	12/16/2008	PCB	PCB 112	n/a	=	0.61	µg/L	EPA 625m	-88	-88	52	144	
2008/09-1	Lab	srgt LCS dup	12/16/2008	PCB	PCB 112	n/a	=	0.565	µg/L	EPA 625m	-88	-88	52	144	
2008/09-1	Lab	srgt LCS dup, rec	12/16/2008	PCB	PCB 112	n/a	=	113	%	EPA 625m	-88	-88	52	144	
2008/09-1	Lab	srgt LCS, rec	12/16/2008	PCB	PCB 112	n/a	=	122	%	EPA 625m	-88	-88	52	144	
2008/09-1	Lab	srgt LCS, RPD	12/16/2008	PCB	PCB 112	n/a	=	8	%	EPA 625m	-88	-88	0	30	
2008/09-1	Lab	srgt method blank	12/16/2008	PCB	PCB 112	n/a	=	0.48	µg/L	EPA 625m	-88	-88	52	144	
2008/09-1	Lab	srgt method blank, rec	12/16/2008	PCB	PCB 112	n/a	=	96	%	EPA 625m	-88	-88	52	144	
2008/09-1	ME-CC	srgt environ	12/16/2008	PCB	PCB 112	n/a	=	0.43	µg/L	EPA 625m	-88	-88	52	144	
2008/09-1	ME-CC	srgt environ, rec	12/16/2008	PCB	PCB 112	n/a	=	86	%	EPA 625m	-88	-88	52	144	
2008/09-1	ME-SCR	srgt environ	12/16/2008	PCB	PCB 112	n/a	=	0.395	µg/L	EPA 625m	-88	-88	52	144	
2008/09-1	ME-SCR	srgt environ, rec	12/16/2008	PCB	PCB 112	n/a	=	79	%	EPA 625m	-88	-88	52	144	
2008/09-1	ME-VR2	srgt environ	12/16/2008	PCB	PCB 112	n/a	=	0.46	µg/L	EPA 625m	-88	-88	52	144	
2008/09-1	ME-VR2	srgt environ, rec	12/16/2008	PCB	PCB 112	n/a	=	92	%	EPA 625m	-88	-88	52	144	
2008/09-1	W-3	srgt environ	12/16/2008	PCB	PCB 112	n/a	=	0.445	µg/L	EPA 625m	-88	-88	52	144	
2008/09-1	W-3	srgt environ, rec	12/16/2008	PCB	PCB 112	n/a	=	89	%	EPA 625m	-88	-88	52	144	
2008/09-1	W-4	srgt environ	12/16/2008	PCB	PCB 112	n/a	=	0.45	µg/L	EPA 625m	-88	-88	52	144	

Appendix G
2008/09 QA/QC Analysis Results

Event ID	Site ID	QA/QC Sample Type	Analysis Date	Classification	Constituent	Fraction	Sign	Result	Units	Method	MDL	RL	QA LCL	QA UCL	DQO Comp.
2008/09-1	W-4	srgt environ, rec	12/16/2008	PCB	PCB 112	n/a	=	90	%	EPA 625m	-88	-88	52	144	
2008/09-1	A-1	field duplicate	12/16/2008	PCB	PCB 114	n/a	<	0.001	µg/L	EPA 625m	0.001	0.005			
2008/09-1	A-1	lab duplicate	12/16/2008	PCB	PCB 114	n/a	<	0.001	µg/L	EPA 625m	0.001	0.005	0	30	
2008/09-1	A-1	matrix spike	12/16/2008	PCB	PCB 114	n/a	=	0.674	µg/L	EPA 625m	0.001	0.005			
2008/09-1	A-1	matrix spike dup	12/16/2008	PCB	PCB 114	n/a	=	0.3555	µg/L	EPA 625m	0.001	0.005			
2008/09-1	A-1	matrix spike dup, rec	12/16/2008	PCB	PCB 114	n/a	=	93	%	EPA 625m	-88	-88	76	117	
2008/09-1	A-1	matrix spike, rec	12/16/2008	PCB	PCB 114	n/a	=	95	%	EPA 625m	-88	-88	76	117	
2008/09-1	A-1	matrix spike, RPD	12/16/2008	PCB	PCB 114	n/a	=	2	%	EPA 625m	-88	-88	0	30	
2008/09-1	Lab	LCS	12/16/2008	PCB	PCB 114	n/a	=	0.1839	µg/L	EPA 625m	0.001	0.005			
2008/09-1	Lab	LCS dup	12/16/2008	PCB	PCB 114	n/a	=	0.1771	µg/L	EPA 625m	0.001	0.005			
2008/09-1	Lab	LCS dup, rec	12/16/2008	PCB	PCB 114	n/a	=	97	%	EPA 625m	-88	-88	76	117	
2008/09-1	Lab	LCS, rec	12/16/2008	PCB	PCB 114	n/a	=	100	%	EPA 625m	-88	-88	76	117	
2008/09-1	Lab	LCS, RPD	12/16/2008	PCB	PCB 114	n/a	=	3	%	EPA 625m	-88	-88	0	30	
2008/09-1	Lab	method blank	12/16/2008	PCB	PCB 114	n/a	<	0.001	µg/L	EPA 625m	0.001	0.005			
2008/09-1	A-1	field duplicate	12/16/2008	PCB	PCB 118	n/a	<	0.001	µg/L	EPA 625m	0.001	0.005			
2008/09-1	A-1	lab duplicate	12/16/2008	PCB	PCB 118	n/a	<	0.001	µg/L	EPA 625m	0.001	0.005	0	30	
2008/09-1	A-1	matrix spike	12/16/2008	PCB	PCB 118	n/a	=	0.6658	µg/L	EPA 625m	0.001	0.005			
2008/09-1	A-1	matrix spike dup	12/16/2008	PCB	PCB 118	n/a	=	0.3628	µg/L	EPA 625m	0.001	0.005			
2008/09-1	A-1	matrix spike dup, rec	12/16/2008	PCB	PCB 118	n/a	=	95	%	EPA 625m	-88	-88	73	111	
2008/09-1	A-1	matrix spike, rec	12/16/2008	PCB	PCB 118	n/a	=	94	%	EPA 625m	-88	-88	73	111	
2008/09-1	A-1	matrix spike, RPD	12/16/2008	PCB	PCB 118	n/a	=	1	%	EPA 625m	-88	-88	0	30	
2008/09-1	Lab	LCS	12/16/2008	PCB	PCB 118	n/a	=	0.183	µg/L	EPA 625m	0.001	0.005			
2008/09-1	Lab	LCS dup	12/16/2008	PCB	PCB 118	n/a	=	0.1779	µg/L	EPA 625m	0.001	0.005			
2008/09-1	Lab	LCS dup, rec	12/16/2008	PCB	PCB 118	n/a	=	97	%	EPA 625m	-88	-88	73	111	
2008/09-1	Lab	LCS, rec	12/16/2008	PCB	PCB 118	n/a	=	100	%	EPA 625m	-88	-88	73	111	
2008/09-1	Lab	LCS, RPD	12/16/2008	PCB	PCB 118	n/a	=	3	%	EPA 625m	-88	-88	0	30	
2008/09-1	Lab	method blank	12/16/2008	PCB	PCB 118	n/a	<	0.001	µg/L	EPA 625m	0.001	0.005			
2008/09-1	A-1	field duplicate	12/16/2008	PCB	PCB 119	n/a	<	0.001	µg/L	EPA 625m	0.001	0.005			
2008/09-1	A-1	lab duplicate	12/16/2008	PCB	PCB 119	n/a	<	0.001	µg/L	EPA 625m	0.001	0.005	0	30	
2008/09-1	A-1	matrix spike	12/16/2008	PCB	PCB 119	n/a	=	0.6737	µg/L	EPA 625m	0.001	0.005			
2008/09-1	A-1	matrix spike dup	12/16/2008	PCB	PCB 119	n/a	=	0.3449	µg/L	EPA 625m	0.001	0.005			
2008/09-1	A-1	matrix spike dup, rec	12/16/2008	PCB	PCB 119	n/a	=	91	%	EPA 625m	-88	-88	66	118	
2008/09-1	A-1	matrix spike, rec	12/16/2008	PCB	PCB 119	n/a	=	95	%	EPA 625m	-88	-88	66	118	
2008/09-1	A-1	matrix spike, RPD	12/16/2008	PCB	PCB 119	n/a	=	4	%	EPA 625m	-88	-88	0	30	
2008/09-1	Lab	LCS	12/16/2008	PCB	PCB 119	n/a	=	0.1816	µg/L	EPA 625m	0.001	0.005			
2008/09-1	Lab	LCS dup	12/16/2008	PCB	PCB 119	n/a	=	0.1716	µg/L	EPA 625m	0.001	0.005			
2008/09-1	Lab	LCS dup, rec	12/16/2008	PCB	PCB 119	n/a	=	94	%	EPA 625m	-88	-88	66	118	
2008/09-1	Lab	LCS, rec	12/16/2008	PCB	PCB 119	n/a	=	99	%	EPA 625m	-88	-88	66	118	
2008/09-1	Lab	LCS, RPD	12/16/2008	PCB	PCB 119	n/a	=	5	%	EPA 625m	-88	-88	0	30	
2008/09-1	Lab	method blank	12/16/2008	PCB	PCB 119	n/a	<	0.001	µg/L	EPA 625m	0.001	0.005			
2008/09-1	A-1	field duplicate	12/16/2008	PCB	PCB 123	n/a	<	0.001	µg/L	EPA 625m	0.001	0.005			
2008/09-1	A-1	lab duplicate	12/16/2008	PCB	PCB 123	n/a	<	0.001	µg/L	EPA 625m	0.001	0.005	0	30	
2008/09-1	A-1	matrix spike	12/16/2008	PCB	PCB 123	n/a	=	0.6887	µg/L	EPA 625m	0.001	0.005			
2008/09-1	A-1	matrix spike dup	12/16/2008	PCB	PCB 123	n/a	=	0.3646	µg/L	EPA 625m	0.001	0.005			
2008/09-1	A-1	matrix spike dup, rec	12/16/2008	PCB	PCB 123	n/a	=	96	%	EPA 625m	-88	-88	73	120	
2008/09-1	A-1	matrix spike, rec	12/16/2008	PCB	PCB 123	n/a	=	97	%	EPA 625m	-88	-88	73	120	
2008/09-1	A-1	matrix spike, RPD	12/16/2008	PCB	PCB 123	n/a	=	1	%	EPA 625m	-88	-88	0	30	
2008/09-1	Lab	LCS	12/16/2008	PCB	PCB 123	n/a	=	0.1736	µg/L	EPA 625m	0.001	0.005			
2008/09-1	Lab	LCS dup	12/16/2008	PCB	PCB 123	n/a	=	0.1751	µg/L	EPA 625m	0.001	0.005			
2008/09-1	Lab	LCS dup, rec	12/16/2008	PCB	PCB 123	n/a	=	95	%	EPA 625m	-88	-88	73	120	
2008/09-1	Lab	LCS, rec	12/16/2008	PCB	PCB 123	n/a	=	95	%	EPA 625m	-88	-88	73	120	
2008/09-1	Lab	LCS, RPD	12/16/2008	PCB	PCB 123	n/a	=	0	%	EPA 625m	-88	-88	0	30	
2008/09-1	Lab	method blank	12/16/2008	PCB	PCB 123	n/a	<	0.001	µg/L	EPA 625m	0.001	0.005			
2008/09-1	A-1	field duplicate	12/16/2008	PCB	PCB 126	n/a	<	0.001	µg/L	EPA 625m	0.001	0.005			
2008/09-1	A-1	lab duplicate	12/16/2008	PCB	PCB 126	n/a	<	0.001	µg/L	EPA 625m	0.001	0.005	0	30	
2008/09-1	A-1	matrix spike	12/16/2008	PCB	PCB 126	n/a	=	0.7232	µg/L	EPA 625m	0.001	0.005			

Appendix G
2008/09 QA/QC Analysis Results

Event ID	Site ID	QA/QC Sample Type	Analysis Date	Classification	Constituent	Fraction	Sign	Result	Units	Method	MDL	RL	QA LCL	QA UCL	DQO Comp.
2008/09-1	A-1	matrix spike dup	12/16/2008	PCB	PCB 126	n/a	=	0.3966	µg/L	EPA 625m	0.001	0.005			
2008/09-1	A-1	matrix spike dup, rec	12/16/2008	PCB	PCB 126	n/a	=	104	%	EPA 625m	-88	-88	76	123	
2008/09-1	A-1	matrix spike, rec	12/16/2008	PCB	PCB 126	n/a	=	102	%	EPA 625m	-88	-88	76	123	
2008/09-1	A-1	matrix spike, RPD	12/16/2008	PCB	PCB 126	n/a	=	2	%	EPA 625m	-88	-88	0	30	
2008/09-1	Lab	LCS	12/16/2008	PCB	PCB 126	n/a	=	0.1744	µg/L	EPA 625m	0.001	0.005			
2008/09-1	Lab	LCS dup	12/16/2008	PCB	PCB 126	n/a	=	0.1739	µg/L	EPA 625m	0.001	0.005			
2008/09-1	Lab	LCS dup, rec	12/16/2008	PCB	PCB 126	n/a	=	95	%	EPA 625m	-88	-88	76	123	
2008/09-1	Lab	LCS, rec	12/16/2008	PCB	PCB 126	n/a	=	95	%	EPA 625m	-88	-88	76	123	
2008/09-1	Lab	LCS, RPD	12/16/2008	PCB	PCB 126	n/a	=	0	%	EPA 625m	-88	-88	0	30	
2008/09-1	Lab	method blank	12/16/2008	PCB	PCB 126	n/a	<	0.001	µg/L	EPA 625m	0.001	0.005			
2008/09-1	A-1	field duplicate	12/16/2008	PCB	PCB 128	n/a	<	0.001	µg/L	EPA 625m	0.001	0.005			
2008/09-1	A-1	lab duplicate	12/16/2008	PCB	PCB 128	n/a	<	0.001	µg/L	EPA 625m	0.001	0.005	0	30	
2008/09-1	A-1	matrix spike	12/16/2008	PCB	PCB 128	n/a	=	0.6588	µg/L	EPA 625m	0.001	0.005			
2008/09-1	A-1	matrix spike dup	12/16/2008	PCB	PCB 128	n/a	=	0.3671	µg/L	EPA 625m	0.001	0.005			
2008/09-1	A-1	matrix spike dup, rec	12/16/2008	PCB	PCB 128	n/a	=	96	%	EPA 625m	-88	-88	63	136	
2008/09-1	A-1	matrix spike, rec	12/16/2008	PCB	PCB 128	n/a	=	93	%	EPA 625m	-88	-88	63	136	
2008/09-1	A-1	matrix spike, RPD	12/16/2008	PCB	PCB 128	n/a	=	3	%	EPA 625m	-88	-88	0	30	
2008/09-1	Lab	LCS	12/16/2008	PCB	PCB 128	n/a	=	0.173	µg/L	EPA 625m	0.001	0.005			
2008/09-1	Lab	LCS dup	12/16/2008	PCB	PCB 128	n/a	=	0.1743	µg/L	EPA 625m	0.001	0.005			
2008/09-1	Lab	LCS dup, rec	12/16/2008	PCB	PCB 128	n/a	=	95	%	EPA 625m	-88	-88	63	136	
2008/09-1	Lab	LCS, rec	12/16/2008	PCB	PCB 128	n/a	=	94	%	EPA 625m	-88	-88	63	136	
2008/09-1	Lab	LCS, RPD	12/16/2008	PCB	PCB 128	n/a	=	1	%	EPA 625m	-88	-88	0	30	
2008/09-1	Lab	method blank	12/16/2008	PCB	PCB 128	n/a	<	0.001	µg/L	EPA 625m	0.001	0.005			
2008/09-1	A-1	field duplicate	12/16/2008	PCB	PCB 138	n/a	<	0.001	µg/L	EPA 625m	0.001	0.005			
2008/09-1	A-1	lab duplicate	12/16/2008	PCB	PCB 138	n/a	<	0.001	µg/L	EPA 625m	0.001	0.005	0	30	
2008/09-1	A-1	matrix spike	12/16/2008	PCB	PCB 138	n/a	=	0.7372	µg/L	EPA 625m	0.001	0.005			
2008/09-1	A-1	matrix spike dup	12/16/2008	PCB	PCB 138	n/a	=	0.3774	µg/L	EPA 625m	0.001	0.005			
2008/09-1	A-1	matrix spike dup, rec	12/16/2008	PCB	PCB 138	n/a	=	99	%	EPA 625m	-88	-88	68	119	
2008/09-1	A-1	matrix spike, rec	12/16/2008	PCB	PCB 138	n/a	=	104	%	EPA 625m	-88	-88	68	119	
2008/09-1	A-1	matrix spike, RPD	12/16/2008	PCB	PCB 138	n/a	=	5	%	EPA 625m	-88	-88	0	30	
2008/09-1	Lab	LCS	12/16/2008	PCB	PCB 138	n/a	=	0.1898	µg/L	EPA 625m	0.001	0.005			
2008/09-1	Lab	LCS dup	12/16/2008	PCB	PCB 138	n/a	=	0.1855	µg/L	EPA 625m	0.001	0.005			
2008/09-1	Lab	LCS dup, rec	12/16/2008	PCB	PCB 138	n/a	=	101	%	EPA 625m	-88	-88	68	119	
2008/09-1	Lab	LCS, rec	12/16/2008	PCB	PCB 138	n/a	=	103	%	EPA 625m	-88	-88	68	119	
2008/09-1	Lab	LCS, RPD	12/16/2008	PCB	PCB 138	n/a	=	2	%	EPA 625m	-88	-88	0	30	
2008/09-1	Lab	method blank	12/16/2008	PCB	PCB 138	n/a	<	0.001	µg/L	EPA 625m	0.001	0.005			
2008/09-1	A-1	field duplicate	12/16/2008	PCB	PCB 141	n/a	<	0.001	µg/L	EPA 625m	0.001	0.005			
2008/09-1	A-1	lab duplicate	12/16/2008	PCB	PCB 141	n/a	<	0.001	µg/L	EPA 625m	0.001	0.005	0	30	
2008/09-1	A-1	matrix spike	12/16/2008	PCB	PCB 141	n/a	=	0.7021	µg/L	EPA 625m	0.001	0.005			
2008/09-1	A-1	matrix spike dup	12/16/2008	PCB	PCB 141	n/a	=	0.3781	µg/L	EPA 625m	0.001	0.005			
2008/09-1	A-1	matrix spike dup, rec	12/16/2008	PCB	PCB 141	n/a	=	99	%	EPA 625m	-88	-88	61	130	
2008/09-1	A-1	matrix spike, rec	12/16/2008	PCB	PCB 141	n/a	=	99	%	EPA 625m	-88	-88	61	130	
2008/09-1	A-1	matrix spike, RPD	12/16/2008	PCB	PCB 141	n/a	=	0	%	EPA 625m	-88	-88	0	30	
2008/09-1	Lab	LCS	12/16/2008	PCB	PCB 141	n/a	=	0.1799	µg/L	EPA 625m	0.001	0.005			
2008/09-1	Lab	LCS dup	12/16/2008	PCB	PCB 141	n/a	=	0.1784	µg/L	EPA 625m	0.001	0.005			
2008/09-1	Lab	LCS dup, rec	12/16/2008	PCB	PCB 141	n/a	=	97	%	EPA 625m	-88	-88	61	130	
2008/09-1	Lab	LCS, rec	12/16/2008	PCB	PCB 141	n/a	=	98	%	EPA 625m	-88	-88	61	130	
2008/09-1	Lab	LCS, RPD	12/16/2008	PCB	PCB 141	n/a	=	1	%	EPA 625m	-88	-88	0	30	
2008/09-1	Lab	method blank	12/16/2008	PCB	PCB 141	n/a	<	0.001	µg/L	EPA 625m	0.001	0.005			
2008/09-1	A-1	field duplicate	12/16/2008	PCB	PCB 149	n/a	<	0.001	µg/L	EPA 625m	0.001	0.005			
2008/09-1	A-1	lab duplicate	12/16/2008	PCB	PCB 149	n/a	<	0.001	µg/L	EPA 625m	0.001	0.005	0	30	
2008/09-1	A-1	matrix spike	12/16/2008	PCB	PCB 149	n/a	=	0.6522	µg/L	EPA 625m	0.001	0.005			
2008/09-1	A-1	matrix spike dup	12/16/2008	PCB	PCB 149	n/a	=	0.3438	µg/L	EPA 625m	0.001	0.005			
2008/09-1	A-1	matrix spike dup, rec	12/16/2008	PCB	PCB 149	n/a	=	90	%	EPA 625m	-88	-88	65	119	
2008/09-1	A-1	matrix spike, rec	12/16/2008	PCB	PCB 149	n/a	=	92	%	EPA 625m	-88	-88	65	119	
2008/09-1	A-1	matrix spike, RPD	12/16/2008	PCB	PCB 149	n/a	=	2	%	EPA 625m	-88	-88	0	30	

Appendix G
2008/09 QA/QC Analysis Results

Event ID	Site ID	QA/QC Sample Type	Analysis Date	Classification	Constituent	Fraction	Sign	Result	Units	Method	MDL	RL	QA LCL	QA UCL	DQO Comp.
2008/09-1	Lab	LCS	12/16/2008	PCB	PCB 149	n/a	=	0.1837	µg/L	EPA 625m	0.001	0.005			
2008/09-1	Lab	LCS dup	12/16/2008	PCB	PCB 149	n/a	=	0.1793	µg/L	EPA 625m	0.001	0.005			
2008/09-1	Lab	LCS dup, rec	12/16/2008	PCB	PCB 149	n/a	=	98	%	EPA 625m	-88	-88	65	119	
2008/09-1	Lab	LCS, rec	12/16/2008	PCB	PCB 149	n/a	=	100	%	EPA 625m	-88	-88	65	119	
2008/09-1	Lab	LCS, RPD	12/16/2008	PCB	PCB 149	n/a	=	2	%	EPA 625m	-88	-88	0	30	
2008/09-1	Lab	method blank	12/16/2008	PCB	PCB 149	n/a	<	0.001	µg/L	EPA 625m	0.001	0.005			
2008/09-1	A-1	field duplicate	12/16/2008	PCB	PCB 151	n/a	<	0.001	µg/L	EPA 625m	0.001	0.005			
2008/09-1	A-1	lab duplicate	12/16/2008	PCB	PCB 151	n/a	<	0.001	µg/L	EPA 625m	0.001	0.005	0	30	
2008/09-1	A-1	matrix spike	12/16/2008	PCB	PCB 151	n/a	=	0.6814	µg/L	EPA 625m	0.001	0.005			
2008/09-1	A-1	matrix spike dup	12/16/2008	PCB	PCB 151	n/a	=	0.3709	µg/L	EPA 625m	0.001	0.005			
2008/09-1	A-1	matrix spike dup, rec	12/16/2008	PCB	PCB 151	n/a	=	97	%	EPA 625m	-88	-88	70	116	
2008/09-1	A-1	matrix spike, rec	12/16/2008	PCB	PCB 151	n/a	=	96	%	EPA 625m	-88	-88	70	116	
2008/09-1	A-1	matrix spike, RPD	12/16/2008	PCB	PCB 151	n/a	=	1	%	EPA 625m	-88	-88	0	30	
2008/09-1	Lab	LCS	12/16/2008	PCB	PCB 151	n/a	=	0.1818	µg/L	EPA 625m	0.001	0.005			
2008/09-1	Lab	LCS dup	12/16/2008	PCB	PCB 151	n/a	=	0.1779	µg/L	EPA 625m	0.001	0.005			
2008/09-1	Lab	LCS dup, rec	12/16/2008	PCB	PCB 151	n/a	=	97	%	EPA 625m	-88	-88	70	116	
2008/09-1	Lab	LCS, rec	12/16/2008	PCB	PCB 151	n/a	=	99	%	EPA 625m	-88	-88	70	116	
2008/09-1	Lab	LCS, RPD	12/16/2008	PCB	PCB 151	n/a	=	2	%	EPA 625m	-88	-88	0	30	
2008/09-1	Lab	method blank	12/16/2008	PCB	PCB 151	n/a	<	0.001	µg/L	EPA 625m	0.001	0.005			
2008/09-1	A-1	field duplicate	12/16/2008	PCB	PCB 153	n/a	<	0.001	µg/L	EPA 625m	0.001	0.005			
2008/09-1	A-1	lab duplicate	12/16/2008	PCB	PCB 153	n/a	<	0.001	µg/L	EPA 625m	0.001	0.005	0	30	
2008/09-1	A-1	matrix spike	12/16/2008	PCB	PCB 153	n/a	=	0.6912	µg/L	EPA 625m	0.001	0.005			
2008/09-1	A-1	matrix spike dup	12/16/2008	PCB	PCB 153	n/a	=	0.3705	µg/L	EPA 625m	0.001	0.005			
2008/09-1	A-1	matrix spike dup, rec	12/16/2008	PCB	PCB 153	n/a	=	97	%	EPA 625m	-88	-88	76	109	
2008/09-1	A-1	matrix spike, rec	12/16/2008	PCB	PCB 153	n/a	=	97	%	EPA 625m	-88	-88	76	109	
2008/09-1	A-1	matrix spike, RPD	12/16/2008	PCB	PCB 153	n/a	=	0	%	EPA 625m	-88	-88	0	30	
2008/09-1	Lab	LCS	12/16/2008	PCB	PCB 153	n/a	=	0.1719	µg/L	EPA 625m	0.001	0.005			
2008/09-1	Lab	LCS dup	12/16/2008	PCB	PCB 153	n/a	=	0.1692	µg/L	EPA 625m	0.001	0.005			
2008/09-1	Lab	LCS dup, rec	12/16/2008	PCB	PCB 153	n/a	=	92	%	EPA 625m	-88	-88	76	109	
2008/09-1	Lab	LCS, rec	12/16/2008	PCB	PCB 153	n/a	=	94	%	EPA 625m	-88	-88	76	109	
2008/09-1	Lab	LCS, RPD	12/16/2008	PCB	PCB 153	n/a	=	2	%	EPA 625m	-88	-88	0	30	
2008/09-1	Lab	method blank	12/16/2008	PCB	PCB 153	n/a	<	0.001	µg/L	EPA 625m	0.001	0.005			
2008/09-1	A-1	field duplicate	12/16/2008	PCB	PCB 156	n/a	<	0.001	µg/L	EPA 625m	0.001	0.005			
2008/09-1	A-1	lab duplicate	12/16/2008	PCB	PCB 156	n/a	<	0.001	µg/L	EPA 625m	0.001	0.005	0	30	
2008/09-1	A-1	matrix spike	12/16/2008	PCB	PCB 156	n/a	=	0.7161	µg/L	EPA 625m	0.001	0.005			
2008/09-1	A-1	matrix spike dup	12/16/2008	PCB	PCB 156	n/a	=	0.3958	µg/L	EPA 625m	0.001	0.005			
2008/09-1	A-1	matrix spike dup, rec	12/16/2008	PCB	PCB 156	n/a	=	104	%	EPA 625m	-88	-88	71	118	
2008/09-1	A-1	matrix spike, rec	12/16/2008	PCB	PCB 156	n/a	=	101	%	EPA 625m	-88	-88	71	118	
2008/09-1	A-1	matrix spike, RPD	12/16/2008	PCB	PCB 156	n/a	=	3	%	EPA 625m	-88	-88	0	30	
2008/09-1	Lab	LCS	12/16/2008	PCB	PCB 156	n/a	=	0.183	µg/L	EPA 625m	0.001	0.005			
2008/09-1	Lab	LCS dup	12/16/2008	PCB	PCB 156	n/a	=	0.1822	µg/L	EPA 625m	0.001	0.005			
2008/09-1	Lab	LCS dup, rec	12/16/2008	PCB	PCB 156	n/a	=	99	%	EPA 625m	-88	-88	71	118	
2008/09-1	Lab	LCS, rec	12/16/2008	PCB	PCB 156	n/a	=	100	%	EPA 625m	-88	-88	71	118	
2008/09-1	Lab	LCS, RPD	12/16/2008	PCB	PCB 156	n/a	=	1	%	EPA 625m	-88	-88	0	30	
2008/09-1	Lab	method blank	12/16/2008	PCB	PCB 156	n/a	<	0.001	µg/L	EPA 625m	0.001	0.005			
2008/09-1	A-1	field duplicate	12/16/2008	PCB	PCB 157	n/a	<	0.001	µg/L	EPA 625m	0.001	0.005			
2008/09-1	A-1	lab duplicate	12/16/2008	PCB	PCB 157	n/a	<	0.001	µg/L	EPA 625m	0.001	0.005	0	30	
2008/09-1	A-1	matrix spike	12/16/2008	PCB	PCB 157	n/a	=	0.6566	µg/L	EPA 625m	0.001	0.005			
2008/09-1	A-1	matrix spike dup	12/16/2008	PCB	PCB 157	n/a	=	0.3563	µg/L	EPA 625m	0.001	0.005			
2008/09-1	A-1	matrix spike dup, rec	12/16/2008	PCB	PCB 157	n/a	=	94	%	EPA 625m	-88	-88	69	115	
2008/09-1	A-1	matrix spike, rec	12/16/2008	PCB	PCB 157	n/a	=	92	%	EPA 625m	-88	-88	69	115	
2008/09-1	A-1	matrix spike, RPD	12/16/2008	PCB	PCB 157	n/a	=	2	%	EPA 625m	-88	-88	0	30	
2008/09-1	Lab	LCS	12/16/2008	PCB	PCB 157	n/a	=	0.1785	µg/L	EPA 625m	0.001	0.005			
2008/09-1	Lab	LCS dup	12/16/2008	PCB	PCB 157	n/a	=	0.1785	µg/L	EPA 625m	0.001	0.005			
2008/09-1	Lab	LCS dup, rec	12/16/2008	PCB	PCB 157	n/a	=	97	%	EPA 625m	-88	-88	69	115	
2008/09-1	Lab	LCS, rec	12/16/2008	PCB	PCB 157	n/a	=	97	%	EPA 625m	-88	-88	69	115	

Appendix G
2008/09 QA/QC Analysis Results

Event ID	Site ID	QA/QC Sample Type	Analysis Date	Classification	Constituent	Fraction	Sign	Result	Units	Method	MDL	RL	QA LCL	QA UCL	DQO Comp.
2008/09-1	Lab	LCS, RPD	12/16/2008	PCB	PCB 157	n/a	=	0	%	EPA 625m	-88	-88	0	30	
2008/09-1	Lab	method blank	12/16/2008	PCB	PCB 157	n/a	<	0.001	µg/L	EPA 625m	0.001	0.005			
2008/09-1	A-1	field duplicate	12/16/2008	PCB	PCB 158	n/a	<	0.001	µg/L	EPA 625m	0.001	0.005			
2008/09-1	A-1	lab duplicate	12/16/2008	PCB	PCB 158	n/a	<	0.001	µg/L	EPA 625m	0.001	0.005	0	30	
2008/09-1	A-1	matrix spike	12/16/2008	PCB	PCB 158	n/a	=	0.6816	µg/L	EPA 625m	0.001	0.005			
2008/09-1	A-1	matrix spike dup	12/16/2008	PCB	PCB 158	n/a	=	0.3756	µg/L	EPA 625m	0.001	0.005			
2008/09-1	A-1	matrix spike dup, rec	12/16/2008	PCB	PCB 158	n/a	=	99	%	EPA 625m	-88	-88	71	120	
2008/09-1	A-1	matrix spike, rec	12/16/2008	PCB	PCB 158	n/a	=	96	%	EPA 625m	-88	-88	71	120	
2008/09-1	A-1	matrix spike, RPD	12/16/2008	PCB	PCB 158	n/a	=	3	%	EPA 625m	-88	-88	0	30	
2008/09-1	Lab	LCS	12/16/2008	PCB	PCB 158	n/a	=	0.1732	µg/L	EPA 625m	0.001	0.005			
2008/09-1	Lab	LCS dup	12/16/2008	PCB	PCB 158	n/a	=	0.1834	µg/L	EPA 625m	0.001	0.005			
2008/09-1	Lab	LCS dup, rec	12/16/2008	PCB	PCB 158	n/a	=	100	%	EPA 625m	-88	-88	71	120	
2008/09-1	Lab	LCS, rec	12/16/2008	PCB	PCB 158	n/a	=	94	%	EPA 625m	-88	-88	71	120	
2008/09-1	Lab	LCS, RPD	12/16/2008	PCB	PCB 158	n/a	=	6	%	EPA 625m	-88	-88	0	30	
2008/09-1	Lab	method blank	12/16/2008	PCB	PCB 158	n/a	<	0.001	µg/L	EPA 625m	0.001	0.005			
2008/09-1	A-1	field duplicate	12/16/2008	PCB	PCB 167	n/a	<	0.001	µg/L	EPA 625m	0.001	0.005			
2008/09-1	A-1	lab duplicate	12/16/2008	PCB	PCB 167	n/a	<	0.001	µg/L	EPA 625m	0.001	0.005	0	30	
2008/09-1	A-1	matrix spike	12/16/2008	PCB	PCB 167	n/a	=	0.6554	µg/L	EPA 625m	0.001	0.005			
2008/09-1	A-1	matrix spike dup	12/16/2008	PCB	PCB 167	n/a	=	0.357	µg/L	EPA 625m	0.001	0.005			
2008/09-1	A-1	matrix spike dup, rec	12/16/2008	PCB	PCB 167	n/a	=	94	%	EPA 625m	-88	-88	63	117	
2008/09-1	A-1	matrix spike, rec	12/16/2008	PCB	PCB 167	n/a	=	92	%	EPA 625m	-88	-88	63	117	
2008/09-1	A-1	matrix spike, RPD	12/16/2008	PCB	PCB 167	n/a	=	2	%	EPA 625m	-88	-88	0	30	
2008/09-1	Lab	LCS	12/16/2008	PCB	PCB 167	n/a	=	0.1787	µg/L	EPA 625m	0.001	0.005			
2008/09-1	Lab	LCS dup	12/16/2008	PCB	PCB 167	n/a	=	0.1792	µg/L	EPA 625m	0.001	0.005			
2008/09-1	Lab	LCS dup, rec	12/16/2008	PCB	PCB 167	n/a	=	98	%	EPA 625m	-88	-88	63	117	
2008/09-1	Lab	LCS, rec	12/16/2008	PCB	PCB 167	n/a	=	97	%	EPA 625m	-88	-88	63	117	
2008/09-1	Lab	LCS, RPD	12/16/2008	PCB	PCB 167	n/a	=	1	%	EPA 625m	-88	-88	0	30	
2008/09-1	Lab	method blank	12/16/2008	PCB	PCB 167	n/a	<	0.001	µg/L	EPA 625m	0.001	0.005			
2008/09-1	A-1	field duplicate	12/16/2008	PCB	PCB 168 + 132	n/a	<	0.001	µg/L	EPA 625m	0.001	0.005			
2008/09-1	A-1	lab duplicate	12/16/2008	PCB	PCB 168 + 132	n/a	<	0.001	µg/L	EPA 625m	0.001	0.005	0	30	
2008/09-1	A-1	matrix spike	12/16/2008	PCB	PCB 168 + 132	n/a	=	1.3293	µg/L	EPA 625m	0.001	0.005			
2008/09-1	A-1	matrix spike dup	12/16/2008	PCB	PCB 168 + 132	n/a	=	0.7032	µg/L	EPA 625m	0.001	0.005			
2008/09-1	A-1	matrix spike dup, rec	12/16/2008	PCB	PCB 168 + 132	n/a	=	92	%	EPA 625m	-88	-88	67	116	
2008/09-1	A-1	matrix spike, rec	12/16/2008	PCB	PCB 168 + 132	n/a	=	93	%	EPA 625m	-88	-88	67	116	
2008/09-1	A-1	matrix spike, RPD	12/16/2008	PCB	PCB 168 + 132	n/a	=	1	%	EPA 625m	-88	-88	0	30	
2008/09-1	Lab	LCS	12/16/2008	PCB	PCB 168 + 132	n/a	=	0.3632	µg/L	EPA 625m	0.001	0.005			
2008/09-1	Lab	LCS dup	12/16/2008	PCB	PCB 168 + 132	n/a	=	0.3576	µg/L	EPA 625m	0.001	0.005			
2008/09-1	Lab	LCS dup, rec	12/16/2008	PCB	PCB 168 + 132	n/a	=	97	%	EPA 625m	-88	-88	67	116	
2008/09-1	Lab	LCS, rec	12/16/2008	PCB	PCB 168 + 132	n/a	=	99	%	EPA 625m	-88	-88	67	116	
2008/09-1	Lab	LCS, RPD	12/16/2008	PCB	PCB 168 + 132	n/a	=	2	%	EPA 625m	-88	-88	0	30	
2008/09-1	Lab	method blank	12/16/2008	PCB	PCB 168 + 132	n/a	<	0.001	µg/L	EPA 625m	0.001	0.005			
2008/09-1	A-1	field duplicate	12/16/2008	PCB	PCB 169	n/a	<	0.001	µg/L	EPA 625m	0.001	0.005			
2008/09-1	A-1	lab duplicate	12/16/2008	PCB	PCB 169	n/a	<	0.001	µg/L	EPA 625m	0.001	0.005	0	30	
2008/09-1	A-1	matrix spike	12/16/2008	PCB	PCB 169	n/a	=	0.7388	µg/L	EPA 625m	0.001	0.005			
2008/09-1	A-1	matrix spike dup	12/16/2008	PCB	PCB 169	n/a	=	0.4038	µg/L	EPA 625m	0.001	0.005			
2008/09-1	A-1	matrix spike dup, rec	12/16/2008	PCB	PCB 169	n/a	=	106	%	EPA 625m	-88	-88	73	128	
2008/09-1	A-1	matrix spike, rec	12/16/2008	PCB	PCB 169	n/a	=	104	%	EPA 625m	-88	-88	73	128	
2008/09-1	A-1	matrix spike, RPD	12/16/2008	PCB	PCB 169	n/a	=	2	%	EPA 625m	-88	-88	0	30	
2008/09-1	Lab	LCS	12/16/2008	PCB	PCB 169	n/a	=	0.1812	µg/L	EPA 625m	0.001	0.005			
2008/09-1	Lab	LCS dup	12/16/2008	PCB	PCB 169	n/a	=	0.1794	µg/L	EPA 625m	0.001	0.005			
2008/09-1	Lab	LCS dup, rec	12/16/2008	PCB	PCB 169	n/a	=	98	%	EPA 625m	-88	-88	73	128	
2008/09-1	Lab	LCS, rec	12/16/2008	PCB	PCB 169	n/a	=	99	%	EPA 625m	-88	-88	73	128	
2008/09-1	Lab	LCS, RPD	12/16/2008	PCB	PCB 169	n/a	=	1	%	EPA 625m	-88	-88	0	30	
2008/09-1	Lab	method blank	12/16/2008	PCB	PCB 169	n/a	<	0.001	µg/L	EPA 625m	0.001	0.005			
2008/09-1	A-1	field duplicate	12/16/2008	PCB	PCB 170	n/a	<	0.001	µg/L	EPA 625m	0.001	0.005			
2008/09-1	A-1	lab duplicate	12/16/2008	PCB	PCB 170	n/a	<	0.001	µg/L	EPA 625m	0.001	0.005	0	30	

Appendix G
2008/09 QA/QC Analysis Results

Event ID	Site ID	QA/QC Sample Type	Analysis Date	Classification	Constituent	Fraction	Sign	Result	Units	Method	MDL	RL	QA LCL	QA UCL	DQO Comp.
2008/09-1	A-1	matrix spike	12/16/2008	PCB	PCB 170	n/a	=	0.6823	µg/L	EPA 625m	0.001	0.005			
2008/09-1	A-1	matrix spike dup	12/16/2008	PCB	PCB 170	n/a	=	0.3856	µg/L	EPA 625m	0.001	0.005			
2008/09-1	A-1	matrix spike dup, rec	12/16/2008	PCB	PCB 170	n/a	=	101	%	EPA 625m	-88	-88	61	129	
2008/09-1	A-1	matrix spike, rec	12/16/2008	PCB	PCB 170	n/a	=	96	%	EPA 625m	-88	-88	61	129	
2008/09-1	A-1	matrix spike, RPD	12/16/2008	PCB	PCB 170	n/a	=	5	%	EPA 625m	-88	-88	0	30	
2008/09-1	Lab	LCS	12/16/2008	PCB	PCB 170	n/a	=	0.1766	µg/L	EPA 625m	0.001	0.005			
2008/09-1	Lab	LCS dup	12/16/2008	PCB	PCB 170	n/a	=	0.1688	µg/L	EPA 625m	0.001	0.005			
2008/09-1	Lab	LCS dup, rec	12/16/2008	PCB	PCB 170	n/a	=	92	%	EPA 625m	-88	-88	61	129	
2008/09-1	Lab	LCS, rec	12/16/2008	PCB	PCB 170	n/a	=	96	%	EPA 625m	-88	-88	61	129	
2008/09-1	Lab	LCS, RPD	12/16/2008	PCB	PCB 170	n/a	=	4	%	EPA 625m	-88	-88	0	30	
2008/09-1	Lab	method blank	12/16/2008	PCB	PCB 170	n/a	<	0.001	µg/L	EPA 625m	0.001	0.005			
2008/09-1	A-1	field duplicate	12/16/2008	PCB	PCB 174	n/a	<	0.001	µg/L	EPA 625m	0.001	0.005			
2008/09-1	A-1	lab duplicate	12/16/2008	PCB	PCB 174	n/a	<	0.001	µg/L	EPA 625m	0.001	0.005	0	30	
2008/09-1	A-1	matrix spike	12/16/2008	PCB	PCB 174	n/a	=	0.6958	µg/L	EPA 625m	0.001	0.005			
2008/09-1	A-1	matrix spike dup	12/16/2008	PCB	PCB 174	n/a	=	0.3815	µg/L	EPA 625m	0.001	0.005			
2008/09-1	A-1	matrix spike dup, rec	12/16/2008	PCB	PCB 174	n/a	=	100	%	EPA 625m	-88	-88	54	131	
2008/09-1	A-1	matrix spike, rec	12/16/2008	PCB	PCB 174	n/a	=	98	%	EPA 625m	-88	-88	54	131	
2008/09-1	A-1	matrix spike, RPD	12/16/2008	PCB	PCB 174	n/a	=	2	%	EPA 625m	-88	-88	0	30	
2008/09-1	Lab	LCS	12/16/2008	PCB	PCB 174	n/a	=	0.1999	µg/L	EPA 625m	0.001	0.005			
2008/09-1	Lab	LCS dup	12/16/2008	PCB	PCB 174	n/a	=	0.1946	µg/L	EPA 625m	0.001	0.005			
2008/09-1	Lab	LCS dup, rec	12/16/2008	PCB	PCB 174	n/a	=	106	%	EPA 625m	-88	-88	54	131	
2008/09-1	Lab	LCS, rec	12/16/2008	PCB	PCB 174	n/a	=	109	%	EPA 625m	-88	-88	54	131	
2008/09-1	Lab	LCS, RPD	12/16/2008	PCB	PCB 174	n/a	=	3	%	EPA 625m	-88	-88	0	30	
2008/09-1	Lab	method blank	12/16/2008	PCB	PCB 174	n/a	<	0.001	µg/L	EPA 625m	0.001	0.005			
2008/09-1	A-1	field duplicate	12/16/2008	PCB	PCB 177	n/a	<	0.001	µg/L	EPA 625m	0.001	0.005			
2008/09-1	A-1	lab duplicate	12/16/2008	PCB	PCB 177	n/a	<	0.001	µg/L	EPA 625m	0.001	0.005	0	30	
2008/09-1	A-1	matrix spike	12/16/2008	PCB	PCB 177	n/a	=	0.6739	µg/L	EPA 625m	0.001	0.005			
2008/09-1	A-1	matrix spike dup	12/16/2008	PCB	PCB 177	n/a	=	0.3596	µg/L	EPA 625m	0.001	0.005			
2008/09-1	A-1	matrix spike dup, rec	12/16/2008	PCB	PCB 177	n/a	=	94	%	EPA 625m	-88	-88	69	127	
2008/09-1	A-1	matrix spike, rec	12/16/2008	PCB	PCB 177	n/a	=	95	%	EPA 625m	-88	-88	69	127	
2008/09-1	A-1	matrix spike, RPD	12/16/2008	PCB	PCB 177	n/a	=	1	%	EPA 625m	-88	-88	0	30	
2008/09-1	Lab	LCS	12/16/2008	PCB	PCB 177	n/a	=	0.1962	µg/L	EPA 625m	0.001	0.005			
2008/09-1	Lab	LCS dup	12/16/2008	PCB	PCB 177	n/a	=	0.1829	µg/L	EPA 625m	0.001	0.005			
2008/09-1	Lab	LCS dup, rec	12/16/2008	PCB	PCB 177	n/a	=	100	%	EPA 625m	-88	-88	69	127	
2008/09-1	Lab	LCS, rec	12/16/2008	PCB	PCB 177	n/a	=	107	%	EPA 625m	-88	-88	69	127	
2008/09-1	Lab	LCS, RPD	12/16/2008	PCB	PCB 177	n/a	=	7	%	EPA 625m	-88	-88	0	30	
2008/09-1	Lab	method blank	12/16/2008	PCB	PCB 177	n/a	<	0.001	µg/L	EPA 625m	0.001	0.005			
2008/09-1	A-1	field duplicate	12/16/2008	PCB	PCB 180	n/a	<	0.001	µg/L	EPA 625m	0.001	0.005			
2008/09-1	A-1	lab duplicate	12/16/2008	PCB	PCB 180	n/a	<	0.001	µg/L	EPA 625m	0.001	0.005	0	30	
2008/09-1	A-1	matrix spike	12/16/2008	PCB	PCB 180	n/a	=	0.711	µg/L	EPA 625m	0.001	0.005			
2008/09-1	A-1	matrix spike dup	12/16/2008	PCB	PCB 180	n/a	=	0.4019	µg/L	EPA 625m	0.001	0.005			
2008/09-1	A-1	matrix spike dup, rec	12/16/2008	PCB	PCB 180	n/a	=	106	%	EPA 625m	-88	-88	65	126	
2008/09-1	A-1	matrix spike, rec	12/16/2008	PCB	PCB 180	n/a	=	100	%	EPA 625m	-88	-88	65	126	
2008/09-1	A-1	matrix spike, RPD	12/16/2008	PCB	PCB 180	n/a	=	6	%	EPA 625m	-88	-88	0	30	
2008/09-1	Lab	LCS	12/16/2008	PCB	PCB 180	n/a	=	0.1801	µg/L	EPA 625m	0.001	0.005			
2008/09-1	Lab	LCS dup	12/16/2008	PCB	PCB 180	n/a	=	0.1767	µg/L	EPA 625m	0.001	0.005			
2008/09-1	Lab	LCS dup, rec	12/16/2008	PCB	PCB 180	n/a	=	96	%	EPA 625m	-88	-88	65	126	
2008/09-1	Lab	LCS, rec	12/16/2008	PCB	PCB 180	n/a	=	98	%	EPA 625m	-88	-88	65	126	
2008/09-1	Lab	LCS, RPD	12/16/2008	PCB	PCB 180	n/a	=	2	%	EPA 625m	-88	-88	0	30	
2008/09-1	Lab	method blank	12/16/2008	PCB	PCB 180	n/a	<	0.001	µg/L	EPA 625m	0.001	0.005			
2008/09-1	A-1	field duplicate	12/16/2008	PCB	PCB 183	n/a	<	0.001	µg/L	EPA 625m	0.001	0.005			
2008/09-1	A-1	lab duplicate	12/16/2008	PCB	PCB 183	n/a	<	0.001	µg/L	EPA 625m	0.001	0.005	0	30	
2008/09-1	A-1	matrix spike	12/16/2008	PCB	PCB 183	n/a	=	0.6843	µg/L	EPA 625m	0.001	0.005			
2008/09-1	A-1	matrix spike dup	12/16/2008	PCB	PCB 183	n/a	=	0.3704	µg/L	EPA 625m	0.001	0.005			
2008/09-1	A-1	matrix spike dup, rec	12/16/2008	PCB	PCB 183	n/a	=	97	%	EPA 625m	-88	-88	71	113	
2008/09-1	A-1	matrix spike, rec	12/16/2008	PCB	PCB 183	n/a	=	96	%	EPA 625m	-88	-88	71	113	

Appendix G
2008/09 QA/QC Analysis Results

Event ID	Site ID	QA/QC Sample Type	Analysis Date	Classification	Constituent	Fraction	Sign	Result	Units	Method	MDL	RL	QA LCL	QA UCL	DQO Comp.
2008/09-1	A-1	matrix spike, RPD	12/16/2008	PCB	PCB 183	n/a	=	1	%	EPA 625m	-88	-88	0	30	
2008/09-1	Lab	LCS	12/16/2008	PCB	PCB 183	n/a	=	0.1752	µg/L	EPA 625m	0.001	0.005			
2008/09-1	Lab	LCS dup	12/16/2008	PCB	PCB 183	n/a	=	0.1673	µg/L	EPA 625m	0.001	0.005			
2008/09-1	Lab	LCS dup, rec	12/16/2008	PCB	PCB 183	n/a	=	91	%	EPA 625m	-88	-88	71	113	
2008/09-1	Lab	LCS, rec	12/16/2008	PCB	PCB 183	n/a	=	96	%	EPA 625m	-88	-88	71	113	
2008/09-1	Lab	LCS, RPD	12/16/2008	PCB	PCB 183	n/a	=	5	%	EPA 625m	-88	-88	0	30	
2008/09-1	Lab	method blank	12/16/2008	PCB	PCB 183	n/a	<	0.001	µg/L	EPA 625m	0.001	0.005			
2008/09-1	A-1	field duplicate	12/16/2008	PCB	PCB 187	n/a	<	0.001	µg/L	EPA 625m	0.001	0.005			
2008/09-1	A-1	lab duplicate	12/16/2008	PCB	PCB 187	n/a	<	0.001	µg/L	EPA 625m	0.001	0.005	0	30	
2008/09-1	A-1	matrix spike	12/16/2008	PCB	PCB 187	n/a	=	0.6788	µg/L	EPA 625m	0.001	0.005			
2008/09-1	A-1	matrix spike dup	12/16/2008	PCB	PCB 187	n/a	=	0.3647	µg/L	EPA 625m	0.001	0.005			
2008/09-1	A-1	matrix spike dup, rec	12/16/2008	PCB	PCB 187	n/a	=	96	%	EPA 625m	-88	-88	63	123	
2008/09-1	A-1	matrix spike, rec	12/16/2008	PCB	PCB 187	n/a	=	95	%	EPA 625m	-88	-88	63	123	
2008/09-1	A-1	matrix spike, RPD	12/16/2008	PCB	PCB 187	n/a	=	1	%	EPA 625m	-88	-88	0	30	
2008/09-1	Lab	LCS	12/16/2008	PCB	PCB 187	n/a	=	0.1815	µg/L	EPA 625m	0.001	0.005			
2008/09-1	Lab	LCS dup	12/16/2008	PCB	PCB 187	n/a	=	0.1677	µg/L	EPA 625m	0.001	0.005			
2008/09-1	Lab	LCS dup, rec	12/16/2008	PCB	PCB 187	n/a	=	91	%	EPA 625m	-88	-88	63	123	
2008/09-1	Lab	LCS, rec	12/16/2008	PCB	PCB 187	n/a	=	99	%	EPA 625m	-88	-88	63	123	
2008/09-1	Lab	LCS, RPD	12/16/2008	PCB	PCB 187	n/a	=	8	%	EPA 625m	-88	-88	0	30	
2008/09-1	Lab	method blank	12/16/2008	PCB	PCB 187	n/a	<	0.001	µg/L	EPA 625m	0.001	0.005			
2008/09-1	A-1	field duplicate	12/16/2008	PCB	PCB 189	n/a	<	0.001	µg/L	EPA 625m	0.001	0.005			
2008/09-1	A-1	lab duplicate	12/16/2008	PCB	PCB 189	n/a	<	0.001	µg/L	EPA 625m	0.001	0.005	0	30	
2008/09-1	A-1	matrix spike	12/16/2008	PCB	PCB 189	n/a	=	0.7199	µg/L	EPA 625m	0.001	0.005			
2008/09-1	A-1	matrix spike dup	12/16/2008	PCB	PCB 189	n/a	=	0.3897	µg/L	EPA 625m	0.001	0.005			
2008/09-1	A-1	matrix spike dup, rec	12/16/2008	PCB	PCB 189	n/a	=	102	%	EPA 625m	-88	-88	69	123	
2008/09-1	A-1	matrix spike, rec	12/16/2008	PCB	PCB 189	n/a	=	101	%	EPA 625m	-88	-88	69	123	
2008/09-1	A-1	matrix spike, RPD	12/16/2008	PCB	PCB 189	n/a	=	1	%	EPA 625m	-88	-88	0	30	
2008/09-1	Lab	LCS	12/16/2008	PCB	PCB 189	n/a	=	0.1672	µg/L	EPA 625m	0.001	0.005			
2008/09-1	Lab	LCS dup	12/16/2008	PCB	PCB 189	n/a	=	0.1754	µg/L	EPA 625m	0.001	0.005			
2008/09-1	Lab	LCS dup, rec	12/16/2008	PCB	PCB 189	n/a	=	96	%	EPA 625m	-88	-88	69	123	
2008/09-1	Lab	LCS, rec	12/16/2008	PCB	PCB 189	n/a	=	91	%	EPA 625m	-88	-88	69	123	
2008/09-1	Lab	LCS, RPD	12/16/2008	PCB	PCB 189	n/a	=	5	%	EPA 625m	-88	-88	0	30	
2008/09-1	Lab	method blank	12/16/2008	PCB	PCB 189	n/a	<	0.001	µg/L	EPA 625m	0.001	0.005			
2008/09-1	A-1	field duplicate	12/16/2008	PCB	PCB 194	n/a	<	0.001	µg/L	EPA 625m	0.001	0.005			
2008/09-1	A-1	lab duplicate	12/16/2008	PCB	PCB 194	n/a	<	0.001	µg/L	EPA 625m	0.001	0.005	0	30	
2008/09-1	A-1	matrix spike	12/16/2008	PCB	PCB 194	n/a	=	0.7134	µg/L	EPA 625m	0.001	0.005			
2008/09-1	A-1	matrix spike dup	12/16/2008	PCB	PCB 194	n/a	=	0.3992	µg/L	EPA 625m	0.001	0.005			
2008/09-1	A-1	matrix spike dup, rec	12/16/2008	PCB	PCB 194	n/a	=	105	%	EPA 625m	-88	-88	65	126	
2008/09-1	A-1	matrix spike, rec	12/16/2008	PCB	PCB 194	n/a	=	100	%	EPA 625m	-88	-88	65	126	
2008/09-1	A-1	matrix spike, RPD	12/16/2008	PCB	PCB 194	n/a	=	5	%	EPA 625m	-88	-88	0	30	
2008/09-1	Lab	LCS	12/16/2008	PCB	PCB 194	n/a	=	0.1853	µg/L	EPA 625m	0.001	0.005			
2008/09-1	Lab	LCS dup	12/16/2008	PCB	PCB 194	n/a	=	0.1853	µg/L	EPA 625m	0.001	0.005			
2008/09-1	Lab	LCS dup, rec	12/16/2008	PCB	PCB 194	n/a	=	101	%	EPA 625m	-88	-88	65	126	
2008/09-1	Lab	LCS, rec	12/16/2008	PCB	PCB 194	n/a	=	101	%	EPA 625m	-88	-88	65	126	
2008/09-1	Lab	LCS, RPD	12/16/2008	PCB	PCB 194	n/a	=	0	%	EPA 625m	-88	-88	0	30	
2008/09-1	Lab	method blank	12/16/2008	PCB	PCB 194	n/a	<	0.001	µg/L	EPA 625m	0.001	0.005			
2008/09-1	A-1	field duplicate	12/16/2008	PCB	PCB 195	n/a	<	0.001	µg/L	EPA 625m	0.001	0.005			
2008/09-1	A-1	lab duplicate	12/16/2008	PCB	PCB 195	n/a	<	0.001	µg/L	EPA 625m	0.001	0.005	0	30	
2008/09-1	A-1	matrix spike	12/16/2008	PCB	PCB 195	n/a	=	0.705	µg/L	EPA 625m	0.001	0.005			
2008/09-1	A-1	matrix spike dup	12/16/2008	PCB	PCB 195	n/a	=	0.397	µg/L	EPA 625m	0.001	0.005			
2008/09-1	A-1	matrix spike dup, rec	12/16/2008	PCB	PCB 195	n/a	=	104	%	EPA 625m	-88	-88	67	132	
2008/09-1	A-1	matrix spike, rec	12/16/2008	PCB	PCB 195	n/a	=	99	%	EPA 625m	-88	-88	67	132	
2008/09-1	A-1	matrix spike, RPD	12/16/2008	PCB	PCB 195	n/a	=	5	%	EPA 625m	-88	-88	0	30	
2008/09-1	Lab	LCS	12/16/2008	PCB	PCB 195	n/a	=	0.177	µg/L	EPA 625m	0.001	0.005			
2008/09-1	Lab	LCS dup	12/16/2008	PCB	PCB 195	n/a	=	0.1732	µg/L	EPA 625m	0.001	0.005			
2008/09-1	Lab	LCS dup, rec	12/16/2008	PCB	PCB 195	n/a	=	94	%	EPA 625m	-88	-88	67	132	

Appendix G
2008/09 QA/QC Analysis Results

Event ID	Site ID	QA/QC Sample Type	Analysis Date	Classification	Constituent	Fraction	Sign	Result	Units	Method	MDL	RL	QA LCL	QA UCL	DQO Comp.
2008/09-1	Lab	LCS, rec	12/16/2008	PCB	PCB 195	n/a	=	97	%	EPA 625m	-88	-88	67	132	
2008/09-1	Lab	LCS, RPD	12/16/2008	PCB	PCB 195	n/a	=	3	%	EPA 625m	-88	-88	0	30	
2008/09-1	Lab	method blank	12/16/2008	PCB	PCB 195	n/a	<	0.001	µg/L	EPA 625m	0.001	0.005			
2008/09-1	A-1	srgt environ	12/16/2008	PCB	PCB 198	n/a	=	0.38	µg/L	EPA 625m	-88	-88	55	146	
2008/09-1	A-1	srgt environ	12/16/2008	PCB	PCB 198	n/a	=	0.42	µg/L	EPA 625m	-88	-88	-88	-88	
2008/09-1	A-1	srgt environ	12/16/2008	PCB	PCB 198	n/a	=	0.47	µg/L	EPA 625m	-88	-88	55	146	
2008/09-1	A-1	srgt environ, rec	12/16/2008	PCB	PCB 198	n/a	=	94	%	EPA 625m	-88	-88	55	146	
2008/09-1	A-1	srgt environ, rec	12/16/2008	PCB	PCB 198	n/a	=	76	%	EPA 625m	-88	-88	55	146	
2008/09-1	A-1	srgt environ, rec	12/16/2008	PCB	PCB 198	n/a	=	84	%	EPA 625m	-88	-88	55	146	
2008/09-1	A-1	srgt matrix spike	12/16/2008	PCB	PCB 198	n/a	=	0.48	µg/L	EPA 625m	-88	-88	55	146	
2008/09-1	A-1	srgt matrix spike dup	12/16/2008	PCB	PCB 198	n/a	=	0.46	µg/L	EPA 625m	-88	-88	55	146	
2008/09-1	A-1	srgt matrix spike dup, rec	12/16/2008	PCB	PCB 198	n/a	=	92	%	EPA 625m	-88	-88	55	146	
2008/09-1	A-1	srgt matrix spike, rec	12/16/2008	PCB	PCB 198	n/a	=	96	%	EPA 625m	-88	-88	55	146	
2008/09-1	A-1	srgt matrix spike, RPD	12/16/2008	PCB	PCB 198	n/a	=	4	%	EPA 625m	-88	-88	0	30	
2008/09-1	Lab	srgt LCS	12/16/2008	PCB	PCB 198	n/a	=	0.62	µg/L	EPA 625m	-88	-88	55	146	
2008/09-1	Lab	srgt LCS dup	12/16/2008	PCB	PCB 198	n/a	=	0.595	µg/L	EPA 625m	-88	-88	55	146	
2008/09-1	Lab	srgt LCS dup, rec	12/16/2008	PCB	PCB 198	n/a	=	119	%	EPA 625m	-88	-88	55	146	
2008/09-1	Lab	srgt LCS, rec	12/16/2008	PCB	PCB 198	n/a	=	124	%	EPA 625m	-88	-88	55	146	
2008/09-1	Lab	srgt LCS, RPD	12/16/2008	PCB	PCB 198	n/a	=	4	%	EPA 625m	-88	-88	0	30	
2008/09-1	Lab	srgt method blank	12/16/2008	PCB	PCB 198	n/a	=	0.5	µg/L	EPA 625m	-88	-88	55	146	
2008/09-1	Lab	srgt method blank, rec	12/16/2008	PCB	PCB 198	n/a	=	100	%	EPA 625m	-88	-88	55	146	
2008/09-1	ME-CC	srgt environ	12/16/2008	PCB	PCB 198	n/a	=	0.45	µg/L	EPA 625m	-88	-88	55	146	
2008/09-1	ME-CC	srgt environ, rec	12/16/2008	PCB	PCB 198	n/a	=	90	%	EPA 625m	-88	-88	55	146	
2008/09-1	ME-SCR	srgt environ	12/16/2008	PCB	PCB 198	n/a	=	0.42	µg/L	EPA 625m	-88	-88	55	146	
2008/09-1	ME-SCR	srgt environ, rec	12/16/2008	PCB	PCB 198	n/a	=	84	%	EPA 625m	-88	-88	55	146	
2008/09-1	ME-VR2	srgt environ	12/16/2008	PCB	PCB 198	n/a	=	0.475	µg/L	EPA 625m	-88	-88	55	146	
2008/09-1	ME-VR2	srgt environ, rec	12/16/2008	PCB	PCB 198	n/a	=	95	%	EPA 625m	-88	-88	55	146	
2008/09-1	W-3	srgt environ	12/16/2008	PCB	PCB 198	n/a	=	0.455	µg/L	EPA 625m	-88	-88	55	146	
2008/09-1	W-3	srgt environ, rec	12/16/2008	PCB	PCB 198	n/a	=	91	%	EPA 625m	-88	-88	55	146	
2008/09-1	W-4	srgt environ	12/16/2008	PCB	PCB 198	n/a	=	0.44	µg/L	EPA 625m	-88	-88	55	146	
2008/09-1	W-4	srgt environ, rec	12/16/2008	PCB	PCB 198	n/a	=	88	%	EPA 625m	-88	-88	55	146	
2008/09-1	A-1	field duplicate	12/16/2008	PCB	PCB 200	n/a	<	0.001	µg/L	EPA 625m	0.001	0.005			
2008/09-1	A-1	lab duplicate	12/16/2008	PCB	PCB 200	n/a	<	0.001	µg/L	EPA 625m	0.001	0.005	0	30	
2008/09-1	A-1	matrix spike	12/16/2008	PCB	PCB 200	n/a	=	0.6269	µg/L	EPA 625m	0.001	0.005			
2008/09-1	A-1	matrix spike dup	12/16/2008	PCB	PCB 200	n/a	=	0.3446	µg/L	EPA 625m	0.001	0.005			
2008/09-1	A-1	matrix spike dup, rec	12/16/2008	PCB	PCB 200	n/a	=	90	%	EPA 625m	-88	-88	65	117	
2008/09-1	A-1	matrix spike, rec	12/16/2008	PCB	PCB 200	n/a	=	88	%	EPA 625m	-88	-88	65	117	
2008/09-1	A-1	matrix spike, RPD	12/16/2008	PCB	PCB 200	n/a	=	2	%	EPA 625m	-88	-88	0	30	
2008/09-1	Lab	LCS	12/16/2008	PCB	PCB 200	n/a	=	0.1918	µg/L	EPA 625m	0.001	0.005			
2008/09-1	Lab	LCS dup	12/16/2008	PCB	PCB 200	n/a	=	0.1855	µg/L	EPA 625m	0.001	0.005			
2008/09-1	Lab	LCS dup, rec	12/16/2008	PCB	PCB 200	n/a	=	101	%	EPA 625m	-88	-88	65	117	
2008/09-1	Lab	LCS, rec	12/16/2008	PCB	PCB 200	n/a	=	105	%	EPA 625m	-88	-88	65	117	
2008/09-1	Lab	LCS, RPD	12/16/2008	PCB	PCB 200	n/a	=	4	%	EPA 625m	-88	-88	0	30	
2008/09-1	Lab	method blank	12/16/2008	PCB	PCB 200	n/a	<	0.001	µg/L	EPA 625m	0.001	0.005			
2008/09-1	A-1	field duplicate	12/16/2008	PCB	PCB 201	n/a	<	0.001	µg/L	EPA 625m	0.001	0.005			
2008/09-1	A-1	lab duplicate	12/16/2008	PCB	PCB 201	n/a	<	0.001	µg/L	EPA 625m	0.001	0.005	0	30	
2008/09-1	A-1	matrix spike	12/16/2008	PCB	PCB 201	n/a	=	0.6902	µg/L	EPA 625m	0.001	0.005			
2008/09-1	A-1	matrix spike dup	12/16/2008	PCB	PCB 201	n/a	=	0.3775	µg/L	EPA 625m	0.001	0.005			
2008/09-1	A-1	matrix spike dup, rec	12/16/2008	PCB	PCB 201	n/a	=	99	%	EPA 625m	-88	-88	70	127	
2008/09-1	A-1	matrix spike, rec	12/16/2008	PCB	PCB 201	n/a	=	97	%	EPA 625m	-88	-88	70	127	
2008/09-1	A-1	matrix spike, RPD	12/16/2008	PCB	PCB 201	n/a	=	2	%	EPA 625m	-88	-88	0	30	
2008/09-1	Lab	LCS	12/16/2008	PCB	PCB 201	n/a	=	0.178	µg/L	EPA 625m	0.001	0.005			
2008/09-1	Lab	LCS dup	12/16/2008	PCB	PCB 201	n/a	=	0.1864	µg/L	EPA 625m	0.001	0.005			
2008/09-1	Lab	LCS dup, rec	12/16/2008	PCB	PCB 201	n/a	=	102	%	EPA 625m	-88	-88	70	127	
2008/09-1	Lab	LCS, rec	12/16/2008	PCB	PCB 201	n/a	=	97	%	EPA 625m	-88	-88	70	127	
2008/09-1	Lab	LCS, RPD	12/16/2008	PCB	PCB 201	n/a	=	5	%	EPA 625m	-88	-88	0	30	

Appendix G
2008/09 QA/QC Analysis Results

Event ID	Site ID	QA/QC Sample Type	Analysis Date	Classification	Constituent	Fraction	Sign	Result	Units	Method	MDL	RL	QA LCL	QA UCL	DQO Comp.
2008/09-1	Lab	method blank	12/16/2008	PCB	PCB 201	n/a	<	0.001	µg/L	EPA 625m	0.001	0.005			
2008/09-1	A-1	field duplicate	12/16/2008	PCB	PCB 203	n/a	<	0.001	µg/L	EPA 625m	0.001	0.005			
2008/09-1	A-1	lab duplicate	12/16/2008	PCB	PCB 203	n/a	<	0.001	µg/L	EPA 625m	0.001	0.005	0	30	
2008/09-1	A-1	matrix spike	12/16/2008	PCB	PCB 203	n/a	=	0.6999	µg/L	EPA 625m	0.001	0.005			
2008/09-1	A-1	matrix spike dup	12/16/2008	PCB	PCB 203	n/a	=	0.3664	µg/L	EPA 625m	0.001	0.005			
2008/09-1	A-1	matrix spike dup, rec	12/16/2008	PCB	PCB 203	n/a	=	96	%	EPA 625m	-88	-88	60	125	
2008/09-1	A-1	matrix spike, rec	12/16/2008	PCB	PCB 203	n/a	=	98	%	EPA 625m	-88	-88	60	125	
2008/09-1	A-1	matrix spike, RPD	12/16/2008	PCB	PCB 203	n/a	=	2	%	EPA 625m	-88	-88	0	30	
2008/09-1	Lab	LCS	12/16/2008	PCB	PCB 203	n/a	=	0.1774	µg/L	EPA 625m	0.001	0.005			
2008/09-1	Lab	LCS dup	12/16/2008	PCB	PCB 203	n/a	=	0.1765	µg/L	EPA 625m	0.001	0.005			
2008/09-1	Lab	LCS dup, rec	12/16/2008	PCB	PCB 203	n/a	=	96	%	EPA 625m	-88	-88	60	125	
2008/09-1	Lab	LCS, rec	12/16/2008	PCB	PCB 203	n/a	=	97	%	EPA 625m	-88	-88	60	125	
2008/09-1	Lab	LCS, RPD	12/16/2008	PCB	PCB 203	n/a	=	1	%	EPA 625m	-88	-88	0	30	
2008/09-1	Lab	method blank	12/16/2008	PCB	PCB 203	n/a	<	0.001	µg/L	EPA 625m	0.001	0.005			
2008/09-1	A-1	field duplicate	12/16/2008	PCB	PCB 206	n/a	<	0.001	µg/L	EPA 625m	0.001	0.005			
2008/09-1	A-1	lab duplicate	12/16/2008	PCB	PCB 206	n/a	<	0.001	µg/L	EPA 625m	0.001	0.005	0	30	
2008/09-1	A-1	matrix spike	12/16/2008	PCB	PCB 206	n/a	=	0.6579	µg/L	EPA 625m	0.001	0.005			
2008/09-1	A-1	matrix spike dup	12/16/2008	PCB	PCB 206	n/a	=	0.3586	µg/L	EPA 625m	0.001	0.005			
2008/09-1	A-1	matrix spike dup, rec	12/16/2008	PCB	PCB 206	n/a	=	94	%	EPA 625m	-88	-88	65	126	
2008/09-1	A-1	matrix spike, rec	12/16/2008	PCB	PCB 206	n/a	=	93	%	EPA 625m	-88	-88	65	126	
2008/09-1	A-1	matrix spike, RPD	12/16/2008	PCB	PCB 206	n/a	=	1	%	EPA 625m	-88	-88	0	30	
2008/09-1	Lab	LCS	12/16/2008	PCB	PCB 206	n/a	=	0.1848	µg/L	EPA 625m	0.001	0.005			
2008/09-1	Lab	LCS dup	12/16/2008	PCB	PCB 206	n/a	=	0.1745	µg/L	EPA 625m	0.001	0.005			
2008/09-1	Lab	LCS dup, rec	12/16/2008	PCB	PCB 206	n/a	=	95	%	EPA 625m	-88	-88	65	126	
2008/09-1	Lab	LCS, rec	12/16/2008	PCB	PCB 206	n/a	=	101	%	EPA 625m	-88	-88	65	126	
2008/09-1	Lab	LCS, RPD	12/16/2008	PCB	PCB 206	n/a	=	6	%	EPA 625m	-88	-88	0	30	
2008/09-1	Lab	method blank	12/16/2008	PCB	PCB 206	n/a	<	0.001	µg/L	EPA 625m	0.001	0.005			
2008/09-1	A-1	field duplicate	12/16/2008	PCB	PCB 209	n/a	<	0.001	µg/L	EPA 625m	0.001	0.005			
2008/09-1	A-1	lab duplicate	12/16/2008	PCB	PCB 209	n/a	<	0.001	µg/L	EPA 625m	0.001	0.005	0	30	
2008/09-1	A-1	matrix spike	12/16/2008	PCB	PCB 209	n/a	=	0.6302	µg/L	EPA 625m	0.001	0.005			
2008/09-1	A-1	matrix spike dup	12/16/2008	PCB	PCB 209	n/a	=	0.3642	µg/L	EPA 625m	0.001	0.005			
2008/09-1	A-1	matrix spike dup, rec	12/16/2008	PCB	PCB 209	n/a	=	96	%	EPA 625m	-88	-88	64	128	
2008/09-1	A-1	matrix spike, rec	12/16/2008	PCB	PCB 209	n/a	=	89	%	EPA 625m	-88	-88	64	128	
2008/09-1	A-1	matrix spike, RPD	12/16/2008	PCB	PCB 209	n/a	=	8	%	EPA 625m	-88	-88	0	30	
2008/09-1	Lab	LCS	12/16/2008	PCB	PCB 209	n/a	=	0.1903	µg/L	EPA 625m	0.001	0.005			
2008/09-1	Lab	LCS dup	12/16/2008	PCB	PCB 209	n/a	=	0.1801	µg/L	EPA 625m	0.001	0.005			
2008/09-1	Lab	LCS dup, rec	12/16/2008	PCB	PCB 209	n/a	=	98	%	EPA 625m	-88	-88	64	128	
2008/09-1	Lab	LCS, rec	12/16/2008	PCB	PCB 209	n/a	=	104	%	EPA 625m	-88	-88	64	128	
2008/09-1	Lab	LCS, RPD	12/16/2008	PCB	PCB 209	n/a	=	6	%	EPA 625m	-88	-88	0	30	
2008/09-1	Lab	method blank	12/16/2008	PCB	PCB 209	n/a	<	0.001	µg/L	EPA 625m	0.001	0.005			
2008/09-1	A-1	field duplicate	12/9/2008	Pesticide	2,4,5-T	n/a	<	0.5	µg/L	EPA 8151A	0.5	0.5			
2008/09-1	Lab	LCS	12/9/2008	Pesticide	2,4,5-T	n/a	=	2.055	µg/L	EPA 8151A	0.5	0.5			
2008/09-1	Lab	LCS dup	12/9/2008	Pesticide	2,4,5-T	n/a	=	2.065	µg/L	EPA 8151A	0.5	0.5			
2008/09-1	Lab	LCS dup, rec	12/9/2008	Pesticide	2,4,5-T	n/a	=	103	%	EPA 8151A	-88	-88	30	130	
2008/09-1	Lab	LCS, rec	12/9/2008	Pesticide	2,4,5-T	n/a	=	103	%	EPA 8151A	-88	-88	30	130	
2008/09-1	Lab	LCS, RPD	12/9/2008	Pesticide	2,4,5-T	n/a	=	0	%	EPA 8151A	-88	-88	0	30	
2008/09-1	Lab	method blank	12/9/2008	Pesticide	2,4,5-T	n/a	<	0.5	µg/L	EPA 8151A	0.5	0.5			
2008/09-1	ME-CC	matrix spike	12/9/2008	Pesticide	2,4,5-T	n/a	=	0	µg/L	EPA 8151A	0.5	0.5			
2008/09-1	ME-CC	matrix spike dup	12/9/2008	Pesticide	2,4,5-T	n/a	=	0	µg/L	EPA 8151A	0.5	0.5			
2008/09-1	ME-CC	matrix spike dup, rec	12/9/2008	Pesticide	2,4,5-T	n/a	=	0	%	EPA 8151A	-88	-88	30	130	R
2008/09-1	ME-CC	matrix spike, rec	12/9/2008	Pesticide	2,4,5-T	n/a	=	0	%	EPA 8151A	-88	-88	30	130	R
2008/09-1	ME-CC	matrix spike, RPD	12/9/2008	Pesticide	2,4,5-T	n/a	=	0	%	EPA 8151A	-88	-88	0	30	R
2008/09-1	A-1	field duplicate	12/9/2008	Pesticide	2,4,5-TP (Silvex)	n/a	<	0.5	µg/L	EPA 8151A	0.5	0.5			
2008/09-1	Lab	method blank	12/9/2008	Pesticide	2,4,5-TP (Silvex)	n/a	<	0.5	µg/L	EPA 8151A	0.5	0.5			
2008/09-1	A-1	field duplicate	12/9/2008	Pesticide	2,4-D	n/a	<	5	µg/L	EPA 8151A	5	5			
2008/09-1	Lab	LCS	12/9/2008	Pesticide	2,4-D	n/a	=	17.16	µg/L	EPA 8151A	5	5			

Appendix G
2008/09 QA/QC Analysis Results

Event ID	Site ID	QA/QC Sample Type	Analysis Date	Classification	Constituent	Fraction	Sign	Result	Units	Method	MDL	RL	QA LCL	QA UCL	DQO Comp.
2008/09-1	Lab	LCS dup	12/9/2008	Pesticide	2,4-D	n/a	=	17.72	µg/L	EPA 8151A	5	5			
2008/09-1	Lab	LCS dup, rec	12/9/2008	Pesticide	2,4-D	n/a	=	89	%	EPA 8151A	-88	-88	30	130	
2008/09-1	Lab	LCS, rec	12/9/2008	Pesticide	2,4-D	n/a	=	86	%	EPA 8151A	-88	-88	30	130	
2008/09-1	Lab	LCS, RPD	12/9/2008	Pesticide	2,4-D	n/a	=	3	%	EPA 8151A	-88	-88	0	30	
2008/09-1	Lab	method blank	12/9/2008	Pesticide	2,4-D	n/a	<	5	µg/L	EPA 8151A	5	5			
2008/09-1	ME-CC	matrix spike	12/9/2008	Pesticide	2,4-D	n/a	=	109.7	µg/L	EPA 8151A	5	5			
2008/09-1	ME-CC	matrix spike dup	12/9/2008	Pesticide	2,4-D	n/a	=	91.22	µg/L	EPA 8151A	5	5			
2008/09-1	ME-CC	matrix spike dup, rec	12/9/2008	Pesticide	2,4-D	n/a	=	456	%	EPA 8151A	-88	-88	30	130	R
2008/09-1	ME-CC	matrix spike, rec	12/9/2008	Pesticide	2,4-D	n/a	=	548	%	EPA 8151A	-88	-88	30	130	R
2008/09-1	ME-CC	matrix spike, RPD	12/9/2008	Pesticide	2,4-D	n/a	=	18	%	EPA 8151A	-88	-88	0	30	R
2008/09-1	A-1	field duplicate	12/9/2008	Pesticide	2,4-DB	n/a	<	5	µg/L	EPA 8151A	5	5			
2008/09-1	Lab	LCS	12/9/2008	Pesticide	2,4-DB	n/a	=	19.54	µg/L	EPA 8151A	5	5			
2008/09-1	Lab	LCS dup	12/9/2008	Pesticide	2,4-DB	n/a	=	19.44	µg/L	EPA 8151A	5	5			
2008/09-1	Lab	LCS dup, rec	12/9/2008	Pesticide	2,4-DB	n/a	=	97	%	EPA 8151A	-88	-88	30	130	
2008/09-1	Lab	LCS, rec	12/9/2008	Pesticide	2,4-DB	n/a	=	98	%	EPA 8151A	-88	-88	30	130	
2008/09-1	Lab	LCS, RPD	12/9/2008	Pesticide	2,4-DB	n/a	=	1	%	EPA 8151A	-88	-88	0	30	
2008/09-1	Lab	method blank	12/9/2008	Pesticide	2,4-DB	n/a	<	5	µg/L	EPA 8151A	5	5			
2008/09-1	ME-CC	matrix spike	12/9/2008	Pesticide	2,4-DB	n/a	=	0	µg/L	EPA 8151A	5	5			
2008/09-1	ME-CC	matrix spike dup	12/9/2008	Pesticide	2,4-DB	n/a	=	0	µg/L	EPA 8151A	5	5			
2008/09-1	ME-CC	matrix spike dup, rec	12/9/2008	Pesticide	2,4-DB	n/a	=	0	%	EPA 8151A	-88	-88	30	130	R
2008/09-1	ME-CC	matrix spike, rec	12/9/2008	Pesticide	2,4-DB	n/a	=	0	%	EPA 8151A	-88	-88	30	130	R
2008/09-1	ME-CC	matrix spike, RPD	12/9/2008	Pesticide	2,4-DB	n/a	=	0	%	EPA 8151A	-88	-88	0	30	R
2008/09-1	A-1	field duplicate	12/16/2008	Pesticide	2,4-DDD	n/a	=	0.0463	µg/L	EPA 625m	0.001	0.005			
2008/09-1	A-1	lab duplicate	12/16/2008	Pesticide	2,4-DDD	n/a	=	0.45	µg/L	EPA 625m	0.001	0.005	0	30	
2008/09-1	A-1	matrix spike	12/16/2008	Pesticide	2,4-DDD	n/a	=	1.1725	µg/L	EPA 625m	0.001	0.005			
2008/09-1	A-1	matrix spike dup	12/16/2008	Pesticide	2,4-DDD	n/a	=	0.7416	µg/L	EPA 625m	0.001	0.005			
2008/09-1	A-1	matrix spike dup, rec	12/16/2008	Pesticide	2,4-DDD	n/a	=	148	%	EPA 625m	-88	-88	50	140	
2008/09-1	A-1	matrix spike, rec	12/16/2008	Pesticide	2,4-DDD	n/a	=	128	%	EPA 625m	-88	-88	50	140	
2008/09-1	A-1	matrix spike, RPD	12/16/2008	Pesticide	2,4-DDD	n/a	=	14	%	EPA 625m	-88	-88	0	30	
2008/09-1	Lab	LCS	12/16/2008	Pesticide	2,4-DDD	n/a	=	0.1938	µg/L	EPA 625m	0.001	0.005			
2008/09-1	Lab	LCS dup	12/16/2008	Pesticide	2,4-DDD	n/a	=	0.1984	µg/L	EPA 625m	0.001	0.005			
2008/09-1	Lab	LCS dup, rec	12/16/2008	Pesticide	2,4-DDD	n/a	=	87	%	EPA 625m	-88	-88	50	140	
2008/09-1	Lab	LCS, rec	12/16/2008	Pesticide	2,4-DDD	n/a	=	85	%	EPA 625m	-88	-88	50	140	
2008/09-1	Lab	LCS, RPD	12/16/2008	Pesticide	2,4-DDD	n/a	=	2	%	EPA 625m	-88	-88	0	30	
2008/09-1	Lab	method blank	12/16/2008	Pesticide	2,4-DDD	n/a	<	0.001	µg/L	EPA 625m	0.001	0.005			
2008/09-1	A-1	field duplicate	12/16/2008	Pesticide	2,4-DDE	n/a	=	0.0111	µg/L	EPA 625m	0.001	0.005			
2008/09-1	A-1	lab duplicate	12/16/2008	Pesticide	2,4-DDE	n/a	=	0.0221	µg/L	EPA 625m	0.001	0.005	0	30	
2008/09-1	A-1	matrix spike	12/16/2008	Pesticide	2,4-DDE	n/a	=	0.8262	µg/L	EPA 625m	0.001	0.005			
2008/09-1	A-1	matrix spike dup	12/16/2008	Pesticide	2,4-DDE	n/a	=	0.5228	µg/L	EPA 625m	0.001	0.005			
2008/09-1	A-1	matrix spike dup, rec	12/16/2008	Pesticide	2,4-DDE	n/a	=	107	%	EPA 625m	-88	-88	60	130	
2008/09-1	A-1	matrix spike, rec	12/16/2008	Pesticide	2,4-DDE	n/a	=	92	%	EPA 625m	-88	-88	60	130	
2008/09-1	A-1	matrix spike, RPD	12/16/2008	Pesticide	2,4-DDE	n/a	=	15	%	EPA 625m	-88	-88	0	30	
2008/09-1	Lab	LCS	12/16/2008	Pesticide	2,4-DDE	n/a	=	0.2136	µg/L	EPA 625m	0.001	0.005			
2008/09-1	Lab	LCS dup	12/16/2008	Pesticide	2,4-DDE	n/a	=	0.2106	µg/L	EPA 625m	0.001	0.005			
2008/09-1	Lab	LCS dup, rec	12/16/2008	Pesticide	2,4-DDE	n/a	=	92	%	EPA 625m	-88	-88	60	130	
2008/09-1	Lab	LCS, rec	12/16/2008	Pesticide	2,4-DDE	n/a	=	93	%	EPA 625m	-88	-88	60	130	
2008/09-1	Lab	LCS, RPD	12/16/2008	Pesticide	2,4-DDE	n/a	=	1	%	EPA 625m	-88	-88	0	30	
2008/09-1	Lab	method blank	12/16/2008	Pesticide	2,4-DDT	n/a	<	0.001	µg/L	EPA 625m	0.001	0.005			
2008/09-1	A-1	field duplicate	12/16/2008	Pesticide	2,4-DDT	n/a	=	0.046	µg/L	EPA 625m	0.001	0.005			
2008/09-1	A-1	lab duplicate	12/16/2008	Pesticide	2,4-DDT	n/a	=	0.0553	µg/L	EPA 625m	0.001	0.005	0	30	
2008/09-1	A-1	matrix spike	12/16/2008	Pesticide	2,4-DDT	n/a	=	0.65	µg/L	EPA 625m	0.001	0.005			
2008/09-1	A-1	matrix spike dup	12/16/2008	Pesticide	2,4-DDT	n/a	=	0.3926	µg/L	EPA 625m	0.001	0.005			
2008/09-1	A-1	matrix spike dup, rec	12/16/2008	Pesticide	2,4-DDT	n/a	=	75	%	EPA 625m	-88	-88	40	130	
2008/09-1	A-1	matrix spike, rec	12/16/2008	Pesticide	2,4-DDT	n/a	=	69	%	EPA 625m	-88	-88	40	130	
2008/09-1	A-1	matrix spike, RPD	12/16/2008	Pesticide	2,4-DDT	n/a	=	8	%	EPA 625m	-88	-88	0	30	
2008/09-1	Lab	LCS	12/16/2008	Pesticide	2,4-DDT	n/a	=	0.2251	µg/L	EPA 625m	0.001	0.005			

Appendix G
2008/09 QA/QC Analysis Results

Event ID	Site ID	QA/QC Sample Type	Analysis Date	Classification	Constituent	Fraction	Sign	Result	Units	Method	MDL	RL	QA LCL	QA UCL	DQO Comp.
2008/09-1	Lab	LCS dup	12/16/2008	Pesticide	2,4'-DDT	n/a	=	0.2218	µg/L	EPA 625m	0.001	0.005			
2008/09-1	Lab	LCS dup, rec	12/16/2008	Pesticide	2,4'-DDT	n/a	=	97	%	EPA 625m	-88	-88	40	130	
2008/09-1	Lab	LCS, rec	12/16/2008	Pesticide	2,4'-DDT	n/a	=	98	%	EPA 625m	-88	-88	40	130	
2008/09-1	Lab	LCS, RPD	12/16/2008	Pesticide	2,4'-DDT	n/a	=	1	%	EPA 625m	-88	-88	0	30	
2008/09-1	Lab	method blank	12/16/2008	Pesticide	2,4'-DDT	n/a	<	0.001	µg/L	EPA 625m	0.001	0.005			
2008/09-1	A-1	field duplicate	12/16/2008	Pesticide	4,4'-DDD	n/a	=	0.1852	µg/L	EPA 625m	0.001	0.005			
2008/09-1	A-1	lab duplicate	12/16/2008	Pesticide	4,4'-DDD	n/a	=	0.2362	µg/L	EPA 625m	0.001	0.005	0	30	
2008/09-1	A-1	matrix spike	12/16/2008	Pesticide	4,4'-DDD	n/a	=	1.7888	µg/L	EPA 625m	0.001	0.005			
2008/09-1	A-1	matrix spike dup	12/16/2008	Pesticide	4,4'-DDD	n/a	=	1.1708	µg/L	EPA 625m	0.001	0.005			
2008/09-1	A-1	matrix spike dup, rec	12/16/2008	Pesticide	4,4'-DDD	n/a	=	217	%	EPA 625m	-88	-88	60	140	
2008/09-1	A-1	matrix spike, rec	12/16/2008	Pesticide	4,4'-DDD	n/a	=	186	%	EPA 625m	-88	-88	60	140	
2008/09-1	A-1	matrix spike, RPD	12/16/2008	Pesticide	4,4'-DDD	n/a	=	15	%	EPA 625m	-88	-88	0	30	
2008/09-1	Lab	LCS	12/16/2008	Pesticide	4,4'-DDD	n/a	=	0.2221	µg/L	EPA 625m	0.001	0.005			
2008/09-1	Lab	LCS dup	12/16/2008	Pesticide	4,4'-DDD	n/a	=	0.2033	µg/L	EPA 625m	0.001	0.005			
2008/09-1	Lab	LCS dup, rec	12/16/2008	Pesticide	4,4'-DDD	n/a	=	89	%	EPA 625m	-88	-88	60	140	
2008/09-1	Lab	LCS, rec	12/16/2008	Pesticide	4,4'-DDD	n/a	=	97	%	EPA 625m	-88	-88	60	140	
2008/09-1	Lab	LCS, RPD	12/16/2008	Pesticide	4,4'-DDD	n/a	=	9	%	EPA 625m	-88	-88	0	30	
2008/09-1	Lab	method blank	12/16/2008	Pesticide	4,4'-DDD	n/a	<	0.001	µg/L	EPA 625m	0.001	0.005			
2008/09-1	A-1	field duplicate	12/16/2008	Pesticide	4,4'-DDE	n/a	=	0.6433	µg/L	EPA 625m	0.001	0.005			
2008/09-1	A-1	lab duplicate	12/16/2008	Pesticide	4,4'-DDE	n/a	=	0.8387	µg/L	EPA 625m	0.001	0.005	0	30	
2008/09-1	A-1	matrix spike	12/16/2008	Pesticide	4,4'-DDE	n/a	=	1.5308	µg/L	EPA 625m	0.001	0.005			
2008/09-1	A-1	matrix spike dup	12/16/2008	Pesticide	4,4'-DDE	n/a	=	1.4559	µg/L	EPA 625m	0.001	0.005			
2008/09-1	A-1	matrix spike dup, rec	12/16/2008	Pesticide	4,4'-DDE	n/a	=	197	%	EPA 625m	-88	-88	70	130	
2008/09-1	A-1	matrix spike, rec	12/16/2008	Pesticide	4,4'-DDE	n/a	=	114	%	EPA 625m	-88	-88	70	130	
2008/09-1	A-1	matrix spike, RPD	12/16/2008	Pesticide	4,4'-DDE	n/a	=	53	%	EPA 625m	-88	-88	0	30	
2008/09-1	Lab	LCS	12/16/2008	Pesticide	4,4'-DDE	n/a	=	0.2427	µg/L	EPA 625m	0.001	0.005			
2008/09-1	Lab	LCS dup	12/16/2008	Pesticide	4,4'-DDE	n/a	=	0.2382	µg/L	EPA 625m	0.001	0.005			
2008/09-1	Lab	LCS dup, rec	12/16/2008	Pesticide	4,4'-DDE	n/a	=	104	%	EPA 625m	-88	-88	70	130	
2008/09-1	Lab	LCS, rec	12/16/2008	Pesticide	4,4'-DDE	n/a	=	106	%	EPA 625m	-88	-88	70	130	
2008/09-1	Lab	LCS, RPD	12/16/2008	Pesticide	4,4'-DDE	n/a	=	2	%	EPA 625m	-88	-88	0	30	
2008/09-1	Lab	method blank	12/16/2008	Pesticide	4,4'-DDE	n/a	<	0.001	µg/L	EPA 625m	0.001	0.005			
2008/09-1	A-1	field duplicate	12/16/2008	Pesticide	4,4'-DDT	n/a	=	0.1713	µg/L	EPA 625m	0.001	0.005			
2008/09-1	A-1	lab duplicate	12/16/2008	Pesticide	4,4'-DDT	n/a	=	0.2088	µg/L	EPA 625m	0.001	0.005	0	30	
2008/09-1	A-1	matrix spike	12/16/2008	Pesticide	4,4'-DDT	n/a	=	0.7774	µg/L	EPA 625m	0.001	0.005			
2008/09-1	A-1	matrix spike dup	12/16/2008	Pesticide	4,4'-DDT	n/a	=	0.5695	µg/L	EPA 625m	0.001	0.005			
2008/09-1	A-1	matrix spike dup, rec	12/16/2008	Pesticide	4,4'-DDT	n/a	=	90	%	EPA 625m	-88	-88	0	150	
2008/09-1	A-1	matrix spike, rec	12/16/2008	Pesticide	4,4'-DDT	n/a	=	72	%	EPA 625m	-88	-88	0	150	
2008/09-1	A-1	matrix spike, RPD	12/16/2008	Pesticide	4,4'-DDT	n/a	=	22	%	EPA 625m	-88	-88	0	30	
2008/09-1	Lab	LCS	12/16/2008	Pesticide	4,4'-DDT	n/a	=	0.2359	µg/L	EPA 625m	0.001	0.005			
2008/09-1	Lab	LCS dup	12/16/2008	Pesticide	4,4'-DDT	n/a	=	0.2364	µg/L	EPA 625m	0.001	0.005			
2008/09-1	Lab	LCS dup, rec	12/16/2008	Pesticide	4,4'-DDT	n/a	=	103	%	EPA 625m	-88	-88	0	150	
2008/09-1	Lab	LCS, rec	12/16/2008	Pesticide	4,4'-DDT	n/a	=	103	%	EPA 625m	-88	-88	0	150	
2008/09-1	Lab	LCS, RPD	12/16/2008	Pesticide	4,4'-DDT	n/a	=	0	%	EPA 625m	-88	-88	0	30	
2008/09-1	Lab	method blank	12/16/2008	Pesticide	4,4'-DDT	n/a	<	0.001	µg/L	EPA 625m	0.001	0.005			
2008/09-1	A-1	field duplicate	12/16/2008	Pesticide	Aldrin	n/a	<	0.001	µg/L	EPA 625m	0.001	0.005			
2008/09-1	A-1	lab duplicate	12/16/2008	Pesticide	Aldrin	n/a	<	0.001	µg/L	EPA 625m	0.001	0.005	0	30	
2008/09-1	A-1	matrix spike	12/16/2008	Pesticide	Aldrin	n/a	=	0.7881	µg/L	EPA 625m	0.001	0.005			
2008/09-1	A-1	matrix spike dup	12/16/2008	Pesticide	Aldrin	n/a	=	0.4856	µg/L	EPA 625m	0.001	0.005			
2008/09-1	A-1	matrix spike dup, rec	12/16/2008	Pesticide	Aldrin	n/a	=	102	%	EPA 625m	-88	-88	65	141	
2008/09-1	A-1	matrix spike, rec	12/16/2008	Pesticide	Aldrin	n/a	=	89	%	EPA 625m	-88	-88	65	141	
2008/09-1	A-1	matrix spike, RPD	12/16/2008	Pesticide	Aldrin	n/a	=	14	%	EPA 625m	-88	-88	0	30	
2008/09-1	Lab	LCS	12/16/2008	Pesticide	Aldrin	n/a	=	0.2157	µg/L	EPA 625m	0.001	0.005			
2008/09-1	Lab	LCS dup	12/16/2008	Pesticide	Aldrin	n/a	=	0.2051	µg/L	EPA 625m	0.001	0.005			
2008/09-1	Lab	LCS dup, rec	12/16/2008	Pesticide	Aldrin	n/a	=	89	%	EPA 625m	-88	-88	65	141	
2008/09-1	Lab	LCS, rec	12/16/2008	Pesticide	Aldrin	n/a	=	94	%	EPA 625m	-88	-88	65	141	
2008/09-1	Lab	LCS, RPD	12/16/2008	Pesticide	Aldrin	n/a	=	5	%	EPA 625m	-88	-88	0	30	

Appendix G
2008/09 QA/QC Analysis Results

Event ID	Site ID	QA/QC Sample Type	Analysis Date	Classification	Constituent	Fraction	Sign	Result	Units	Method	MDL	RL	QA LCL	QA UCL	DQO Comp.
2008/09-1	Lab	method blank	12/16/2008	Pesticide	Aldrin	n/a	<	0.001	µg/L	EPA 625m	0.001	0.005			
2008/09-1	A-1	field duplicate	12/16/2008	Pesticide	BHC-alpha	n/a	<	0.001	µg/L	EPA 625m	0.001	0.005			
2008/09-1	A-1	lab duplicate	12/16/2008	Pesticide	BHC-alpha	n/a	<	0.001	µg/L	EPA 625m	0.001	0.005	0	30	
2008/09-1	A-1	matrix spike	12/16/2008	Pesticide	BHC-alpha	n/a	=	0.763	µg/L	EPA 625m	0.001	0.005			
2008/09-1	A-1	matrix spike dup	12/16/2008	Pesticide	BHC-alpha	n/a	=	0.48	µg/L	EPA 625m	0.001	0.005			
2008/09-1	A-1	matrix spike dup, rec	12/16/2008	Pesticide	BHC-alpha	n/a	=	101	%	EPA 625m	-88	-88	53	140	
2008/09-1	A-1	matrix spike, rec	12/16/2008	Pesticide	BHC-alpha	n/a	=	86	%	EPA 625m	-88	-88	53	140	
2008/09-1	A-1	matrix spike, RPD	12/16/2008	Pesticide	BHC-alpha	n/a	=	16	%	EPA 625m	-88	-88	0	30	
2008/09-1	Lab	LCS	12/16/2008	Pesticide	BHC-alpha	n/a	=	0.2162	µg/L	EPA 625m	0.001	0.005			
2008/09-1	Lab	LCS dup	12/16/2008	Pesticide	BHC-alpha	n/a	=	0.2183	µg/L	EPA 625m	0.001	0.005			
2008/09-1	Lab	LCS dup, rec	12/16/2008	Pesticide	BHC-alpha	n/a	=	95	%	EPA 625m	-88	-88	53	140	
2008/09-1	Lab	LCS, rec	12/16/2008	Pesticide	BHC-alpha	n/a	=	94	%	EPA 625m	-88	-88	53	140	
2008/09-1	Lab	LCS, RPD	12/16/2008	Pesticide	BHC-alpha	n/a	=	1	%	EPA 625m	-88	-88	0	30	
2008/09-1	Lab	method blank	12/16/2008	Pesticide	BHC-alpha	n/a	<	0.001	µg/L	EPA 625m	0.001	0.005			
2008/09-1	A-1	field duplicate	12/16/2008	Pesticide	BHC-beta	n/a	<	0.001	µg/L	EPA 625m	0.001	0.005			
2008/09-1	A-1	lab duplicate	12/16/2008	Pesticide	BHC-beta	n/a	<	0.001	µg/L	EPA 625m	0.001	0.005	0	30	
2008/09-1	A-1	matrix spike	12/16/2008	Pesticide	BHC-beta	n/a	=	1.1169	µg/L	EPA 625m	0.001	0.005			
2008/09-1	A-1	matrix spike dup	12/16/2008	Pesticide	BHC-beta	n/a	=	0.4456	µg/L	EPA 625m	0.001	0.005			
2008/09-1	A-1	matrix spike dup, rec	12/16/2008	Pesticide	BHC-beta	n/a	=	94	%	EPA 625m	-88	-88	48	145	
2008/09-1	A-1	matrix spike, rec	12/16/2008	Pesticide	BHC-beta	n/a	=	126	%	EPA 625m	-88	-88	48	145	
2008/09-1	A-1	matrix spike, RPD	12/16/2008	Pesticide	BHC-beta	n/a	=	29	%	EPA 625m	-88	-88	0	30	
2008/09-1	Lab	LCS	12/16/2008	Pesticide	BHC-beta	n/a	=	0.2745	µg/L	EPA 625m	0.001	0.005			
2008/09-1	Lab	LCS dup	12/16/2008	Pesticide	BHC-beta	n/a	=	0.2722	µg/L	EPA 625m	0.001	0.005			
2008/09-1	Lab	LCS dup, rec	12/16/2008	Pesticide	BHC-beta	n/a	=	119	%	EPA 625m	-88	-88	48	145	
2008/09-1	Lab	LCS, rec	12/16/2008	Pesticide	BHC-beta	n/a	=	120	%	EPA 625m	-88	-88	48	145	
2008/09-1	Lab	LCS, RPD	12/16/2008	Pesticide	BHC-beta	n/a	=	1	%	EPA 625m	-88	-88	0	30	
2008/09-1	Lab	method blank	12/16/2008	Pesticide	BHC-beta	n/a	<	0.001	µg/L	EPA 625m	0.001	0.005			
2008/09-1	A-1	field duplicate	12/16/2008	Pesticide	BHC-delta	n/a	<	0.001	µg/L	EPA 625m	0.001	0.005			
2008/09-1	A-1	lab duplicate	12/16/2008	Pesticide	BHC-delta	n/a	<	0.001	µg/L	EPA 625m	0.001	0.005	0	30	
2008/09-1	A-1	matrix spike	12/16/2008	Pesticide	BHC-delta	n/a	=	0.7378	µg/L	EPA 625m	0.001	0.005			
2008/09-1	A-1	matrix spike dup	12/16/2008	Pesticide	BHC-delta	n/a	=	0.4515	µg/L	EPA 625m	0.001	0.005			
2008/09-1	A-1	matrix spike dup, rec	12/16/2008	Pesticide	BHC-delta	n/a	=	95	%	EPA 625m	-88	-88	50	151	
2008/09-1	A-1	matrix spike, rec	12/16/2008	Pesticide	BHC-delta	n/a	=	83	%	EPA 625m	-88	-88	50	151	
2008/09-1	A-1	matrix spike, RPD	12/16/2008	Pesticide	BHC-delta	n/a	=	13	%	EPA 625m	-88	-88	0	30	
2008/09-1	Lab	LCS	12/16/2008	Pesticide	BHC-delta	n/a	=	0.2192	µg/L	EPA 625m	0.001	0.005			
2008/09-1	Lab	LCS dup	12/16/2008	Pesticide	BHC-delta	n/a	=	0.2198	µg/L	EPA 625m	0.001	0.005			
2008/09-1	Lab	LCS dup, rec	12/16/2008	Pesticide	BHC-delta	n/a	=	96	%	EPA 625m	-88	-88	50	151	
2008/09-1	Lab	LCS, rec	12/16/2008	Pesticide	BHC-delta	n/a	=	96	%	EPA 625m	-88	-88	50	151	
2008/09-1	Lab	LCS, RPD	12/16/2008	Pesticide	BHC-delta	n/a	=	0	%	EPA 625m	-88	-88	0	30	
2008/09-1	Lab	method blank	12/16/2008	Pesticide	BHC-delta	n/a	<	0.001	µg/L	EPA 625m	0.001	0.005			
2008/09-1	A-1	field duplicate	12/16/2008	Pesticide	BHC-gamma (Lindane)	n/a	<	0.001	µg/L	EPA 625m	0.001	0.005			
2008/09-1	A-1	lab duplicate	12/16/2008	Pesticide	BHC-gamma (Lindane)	n/a	<	0.001	µg/L	EPA 625m	0.001	0.005	0	30	
2008/09-1	A-1	matrix spike	12/16/2008	Pesticide	BHC-gamma (Lindane)	n/a	=	0.7002	µg/L	EPA 625m	0.001	0.005			
2008/09-1	A-1	matrix spike dup	12/16/2008	Pesticide	BHC-gamma (Lindane)	n/a	=	0.4349	µg/L	EPA 625m	0.001	0.005			
2008/09-1	A-1	matrix spike dup, rec	12/16/2008	Pesticide	BHC-gamma (Lindane)	n/a	=	91	%	EPA 625m	-88	-88	56	138	
2008/09-1	A-1	matrix spike, rec	12/16/2008	Pesticide	BHC-gamma (Lindane)	n/a	=	79	%	EPA 625m	-88	-88	56	138	
2008/09-1	A-1	matrix spike, RPD	12/16/2008	Pesticide	BHC-gamma (Lindane)	n/a	=	14	%	EPA 625m	-88	-88	0	30	
2008/09-1	Lab	LCS	12/16/2008	Pesticide	BHC-gamma (Lindane)	n/a	=	0.2216	µg/L	EPA 625m	0.001	0.005			
2008/09-1	Lab	LCS dup	12/16/2008	Pesticide	BHC-gamma (Lindane)	n/a	=	0.2303	µg/L	EPA 625m	0.001	0.005			
2008/09-1	Lab	LCS dup, rec	12/16/2008	Pesticide	BHC-gamma (Lindane)	n/a	=	100	%	EPA 625m	-88	-88	56	138	
2008/09-1	Lab	LCS, rec	12/16/2008	Pesticide	BHC-gamma (Lindane)	n/a	=	97	%	EPA 625m	-88	-88	56	138	
2008/09-1	Lab	LCS, RPD	12/16/2008	Pesticide	BHC-gamma (Lindane)	n/a	=	3	%	EPA 625m	-88	-88	0	30	
2008/09-1	Lab	method blank	12/16/2008	Pesticide	BHC-gamma (Lindane)	n/a	<	0.001	µg/L	EPA 625m	0.001	0.005			
2008/09-1	A-1	field duplicate	12/16/2008	Pesticide	Bolstar	n/a	<	0.002	µg/L	EPA 625m	0.002	0.004			
2008/09-1	A-1	lab duplicate	12/16/2008	Pesticide	Bolstar	n/a	<	0.002	µg/L	EPA 625m	0.002	0.004	0	30	
2008/09-1	A-1	matrix spike	12/16/2008	Pesticide	Bolstar	n/a	=	1.1191	µg/L	EPA 625m	0.002	0.004			

Appendix G
2008/09 QA/QC Analysis Results

Event ID	Site ID	QA/QC Sample Type	Analysis Date	Classification	Constituent	Fraction	Sign	Result	Units	Method	MDL	RL	QA LCL	QA UCL	DQO Comp.
2008/09-1	A-1	matrix spike dup	12/16/2008	Pesticide	Bolstar	n/a	=	0.5575	µg/L	EPA 625m	0.002	0.004			
2008/09-1	A-1	matrix spike dup, rec	12/16/2008	Pesticide	Bolstar	n/a	=	117	%	EPA 625m	-88	-88	55	143	
2008/09-1	A-1	matrix spike, rec	12/16/2008	Pesticide	Bolstar	n/a	=	126	%	EPA 625m	-88	-88	55	143	
2008/09-1	A-1	matrix spike, RPD	12/16/2008	Pesticide	Bolstar	n/a	=	7	%	EPA 625m	-88	-88	0	30	
2008/09-1	Lab	LCS	12/16/2008	Pesticide	Bolstar	n/a	=	0.6566	µg/L	EPA 625m	0.002	0.004			
2008/09-1	Lab	LCS dup	12/16/2008	Pesticide	Bolstar	n/a	=	0.6242	µg/L	EPA 625m	0.002	0.004			
2008/09-1	Lab	LCS dup, rec	12/16/2008	Pesticide	Bolstar	n/a	=	131	%	EPA 625m	-88	-88	55	143	
2008/09-1	Lab	LCS, rec	12/16/2008	Pesticide	Bolstar	n/a	=	138	%	EPA 625m	-88	-88	55	143	
2008/09-1	Lab	LCS, RPD	12/16/2008	Pesticide	Bolstar	n/a	=	5	%	EPA 625m	-88	-88	0	30	
2008/09-1	Lab	method blank	12/16/2008	Pesticide	Bolstar	n/a	<	0.002	µg/L	EPA 625m	0.002	0.004			
2008/09-1	A-1	field duplicate	12/16/2008	Pesticide	Chlordane-alpha	n/a	=	0.0058	µg/L	EPA 625m	0.001	0.005			
2008/09-1	A-1	lab duplicate	12/16/2008	Pesticide	Chlordane-alpha	n/a	=	0.0083	µg/L	EPA 625m	0.001	0.005	0	30	
2008/09-1	A-1	matrix spike	12/16/2008	Pesticide	Chlordane-alpha	n/a	=	0.8204	µg/L	EPA 625m	0.001	0.005			
2008/09-1	A-1	matrix spike dup	12/16/2008	Pesticide	Chlordane-alpha	n/a	=	0.508	µg/L	EPA 625m	0.001	0.005			
2008/09-1	A-1	matrix spike dup, rec	12/16/2008	Pesticide	Chlordane-alpha	n/a	=	105	%	EPA 625m	-88	-88	56	145	
2008/09-1	A-1	matrix spike, rec	12/16/2008	Pesticide	Chlordane-alpha	n/a	=	92	%	EPA 625m	-88	-88	56	145	
2008/09-1	A-1	matrix spike, RPD	12/16/2008	Pesticide	Chlordane-alpha	n/a	=	13	%	EPA 625m	-88	-88	0	30	
2008/09-1	Lab	LCS	12/16/2008	Pesticide	Chlordane-alpha	n/a	=	0.2233	µg/L	EPA 625m	0.001	0.005			
2008/09-1	Lab	LCS dup	12/16/2008	Pesticide	Chlordane-alpha	n/a	=	0.2061	µg/L	EPA 625m	0.001	0.005			
2008/09-1	Lab	LCS dup, rec	12/16/2008	Pesticide	Chlordane-alpha	n/a	=	90	%	EPA 625m	-88	-88	56	145	
2008/09-1	Lab	LCS, rec	12/16/2008	Pesticide	Chlordane-alpha	n/a	=	97	%	EPA 625m	-88	-88	56	145	
2008/09-1	Lab	LCS, RPD	12/16/2008	Pesticide	Chlordane-alpha	n/a	=	7	%	EPA 625m	-88	-88	0	30	
2008/09-1	Lab	method blank	12/16/2008	Pesticide	Chlordane-alpha	n/a	<	0.001	µg/L	EPA 625m	0.001	0.005			
2008/09-1	A-1	field duplicate	12/16/2008	Pesticide	Chlordane-gamma	n/a	=	0.0069	µg/L	EPA 625m	0.001	0.005			
2008/09-1	A-1	lab duplicate	12/16/2008	Pesticide	Chlordane-gamma	n/a	=	0.0086	µg/L	EPA 625m	0.001	0.005	0	30	
2008/09-1	A-1	matrix spike	12/16/2008	Pesticide	Chlordane-gamma	n/a	=	0.8176	µg/L	EPA 625m	0.001	0.005			
2008/09-1	A-1	matrix spike dup	12/16/2008	Pesticide	Chlordane-gamma	n/a	=	0.4789	µg/L	EPA 625m	0.001	0.005			
2008/09-1	A-1	matrix spike dup, rec	12/16/2008	Pesticide	Chlordane-gamma	n/a	=	100	%	EPA 625m	-88	-88	70	136	
2008/09-1	A-1	matrix spike, rec	12/16/2008	Pesticide	Chlordane-gamma	n/a	=	91	%	EPA 625m	-88	-88	70	136	
2008/09-1	A-1	matrix spike, RPD	12/16/2008	Pesticide	Chlordane-gamma	n/a	=	9	%	EPA 625m	-88	-88	0	30	
2008/09-1	Lab	LCS	12/16/2008	Pesticide	Chlordane-gamma	n/a	=	0.2012	µg/L	EPA 625m	0.001	0.005			
2008/09-1	Lab	LCS dup	12/16/2008	Pesticide	Chlordane-gamma	n/a	=	0.1901	µg/L	EPA 625m	0.001	0.005			
2008/09-1	Lab	LCS dup, rec	12/16/2008	Pesticide	Chlordane-gamma	n/a	=	83	%	EPA 625m	-88	-88	70	136	
2008/09-1	Lab	LCS, rec	12/16/2008	Pesticide	Chlordane-gamma	n/a	=	88	%	EPA 625m	-88	-88	70	136	
2008/09-1	Lab	LCS, RPD	12/16/2008	Pesticide	Chlordane-gamma	n/a	=	6	%	EPA 625m	-88	-88	0	30	
2008/09-1	Lab	method blank	12/16/2008	Pesticide	Chlordane-gamma	n/a	<	0.001	µg/L	EPA 625m	0.001	0.005			
2008/09-1	A-1	field duplicate	12/16/2008	Pesticide	Chlorpyrifos	n/a	=	0.1062	µg/L	EPA 625m	0.001	0.002			
2008/09-1	A-1	lab duplicate	12/16/2008	Pesticide	Chlorpyrifos	n/a	=	0.1283	µg/L	EPA 625m	0.001	0.002	0	30	
2008/09-1	A-1	matrix spike	12/16/2008	Pesticide	Chlorpyrifos	n/a	=	1.0149	µg/L	EPA 625m	0.001	0.002			
2008/09-1	A-1	matrix spike dup	12/16/2008	Pesticide	Chlorpyrifos	n/a	=	0.577	µg/L	EPA 625m	0.001	0.002			
2008/09-1	A-1	matrix spike dup, rec	12/16/2008	Pesticide	Chlorpyrifos	n/a	=	99	%	EPA 625m	-88	-88	55	137	
2008/09-1	A-1	matrix spike, rec	12/16/2008	Pesticide	Chlorpyrifos	n/a	=	102	%	EPA 625m	-88	-88	55	137	
2008/09-1	A-1	matrix spike, RPD	12/16/2008	Pesticide	Chlorpyrifos	n/a	=	3	%	EPA 625m	-88	-88	0	30	
2008/09-1	Lab	LCS	12/16/2008	Pesticide	Chlorpyrifos	n/a	=	0.5695	µg/L	EPA 625m	0.001	0.002			
2008/09-1	Lab	LCS dup	12/16/2008	Pesticide	Chlorpyrifos	n/a	=	0.5143	µg/L	EPA 625m	0.001	0.002			
2008/09-1	Lab	LCS dup, rec	12/16/2008	Pesticide	Chlorpyrifos	n/a	=	108	%	EPA 625m	-88	-88	55	137	
2008/09-1	Lab	LCS, rec	12/16/2008	Pesticide	Chlorpyrifos	n/a	=	120	%	EPA 625m	-88	-88	55	137	
2008/09-1	Lab	LCS, RPD	12/16/2008	Pesticide	Chlorpyrifos	n/a	=	11	%	EPA 625m	-88	-88	0	30	
2008/09-1	Lab	method blank	12/16/2008	Pesticide	Chlorpyrifos	n/a	<	0.001	µg/L	EPA 625m	0.001	0.002			
2008/09-1	A-1	field duplicate	12/16/2008	Pesticide	cis-Nonachlor	n/a	DNQ	0.0018	µg/L	EPA 625m	0.001	0.005			
2008/09-1	A-1	lab duplicate	12/16/2008	Pesticide	cis-Nonachlor	n/a	DNQ	0.0048	µg/L	EPA 625m	0.001	0.005	0	30	
2008/09-1	A-1	matrix spike	12/16/2008	Pesticide	cis-Nonachlor	n/a	=	0.8518	µg/L	EPA 625m	0.001	0.005			
2008/09-1	A-1	matrix spike dup	12/16/2008	Pesticide	cis-Nonachlor	n/a	=	0.4735	µg/L	EPA 625m	0.001	0.005			
2008/09-1	A-1	matrix spike dup, rec	12/16/2008	Pesticide	cis-Nonachlor	n/a	=	99	%	EPA 625m	-88	-88	69	132	
2008/09-1	A-1	matrix spike, rec	12/16/2008	Pesticide	cis-Nonachlor	n/a	=	96	%	EPA 625m	-88	-88	69	132	
2008/09-1	A-1	matrix spike, RPD	12/16/2008	Pesticide	cis-Nonachlor	n/a	=	3	%	EPA 625m	-88	-88	0	30	

Appendix G
2008/09 QA/QC Analysis Results

Event ID	Site ID	QA/QC Sample Type	Analysis Date	Classification	Constituent	Fraction	Sign	Result	Units	Method	MDL	RL	QA LCL	QA UCL	DQO Comp.
2008/09-1	Lab	LCS	12/16/2008	Pesticide	cis-Nonachlor	n/a	=	0.2286	µg/L	EPA 625m	0.001	0.005			
2008/09-1	Lab	LCS dup	12/16/2008	Pesticide	cis-Nonachlor	n/a	=	0.2194	µg/L	EPA 625m	0.001	0.005			
2008/09-1	Lab	LCS dup, rec	12/16/2008	Pesticide	cis-Nonachlor	n/a	=	96	%	EPA 625m	-88	-88	69	132	
2008/09-1	Lab	LCS, rec	12/16/2008	Pesticide	cis-Nonachlor	n/a	=	100	%	EPA 625m	-88	-88	69	132	
2008/09-1	Lab	LCS, RPD	12/16/2008	Pesticide	cis-Nonachlor	n/a	=	4	%	EPA 625m	-88	-88	0	30	
2008/09-1	Lab	method blank	12/16/2008	Pesticide	cis-Nonachlor	n/a	<	0.001	µg/L	EPA 625m	0.001	0.005			
2008/09-1	A-1	field duplicate	12/9/2008	Pesticide	Dalapon	n/a	<	13	µg/L	EPA 8151A	13	13			
2008/09-1	Lab	method blank	12/9/2008	Pesticide	Dalapon	n/a	<	13	µg/L	EPA 8151A	13	13			
2008/09-1	A-1	field duplicate	12/16/2008	Pesticide	DCPA (Dacthal)	n/a	=	0.0701	µg/L	EPA 625m	0.005	0.01			
2008/09-1	A-1	lab duplicate	12/16/2008	Pesticide	DCPA (Dacthal)	n/a	=	0.0739	µg/L	EPA 625m	0.005	0.01	0	30	
2008/09-1	A-1	matrix spike	12/16/2008	Pesticide	DCPA (Dacthal)	n/a	=	0.9066	µg/L	EPA 625m	0.005	0.01			
2008/09-1	A-1	matrix spike dup	12/16/2008	Pesticide	DCPA (Dacthal)	n/a	=	0.5736	µg/L	EPA 625m	0.005	0.01			
2008/09-1	A-1	matrix spike dup, rec	12/16/2008	Pesticide	DCPA (Dacthal)	n/a	=	107	%	EPA 625m	-88	-88	63	143	
2008/09-1	A-1	matrix spike, rec	12/16/2008	Pesticide	DCPA (Dacthal)	n/a	=	95	%	EPA 625m	-88	-88	63	143	
2008/09-1	A-1	matrix spike, RPD	12/16/2008	Pesticide	DCPA (Dacthal)	n/a	=	12	%	EPA 625m	-88	-88	0	30	
2008/09-1	Lab	LCS	12/16/2008	Pesticide	DCPA (Dacthal)	n/a	=	0.2098	µg/L	EPA 625m	0.005	0.01			
2008/09-1	Lab	LCS dup	12/16/2008	Pesticide	DCPA (Dacthal)	n/a	=	0.2061	µg/L	EPA 625m	0.005	0.01			
2008/09-1	Lab	LCS dup, rec	12/16/2008	Pesticide	DCPA (Dacthal)	n/a	=	90	%	EPA 625m	-88	-88	63	143	
2008/09-1	Lab	LCS, rec	12/16/2008	Pesticide	DCPA (Dacthal)	n/a	=	92	%	EPA 625m	-88	-88	63	143	
2008/09-1	Lab	LCS, RPD	12/16/2008	Pesticide	DCPA (Dacthal)	n/a	=	2	%	EPA 625m	-88	-88	0	30	
2008/09-1	Lab	method blank	12/16/2008	Pesticide	DCPA (Dacthal)	n/a	<	0.005	µg/L	EPA 625m	0.005	0.01			
2008/09-1	A-1	field duplicate	12/16/2008	Pesticide	Demeton (Total)	n/a	<	0.001	µg/L	EPA 625m	0.001	0.002			
2008/09-1	A-1	lab duplicate	12/16/2008	Pesticide	Demeton (Total)	n/a	<	0.001	µg/L	EPA 625m	0.001	0.002	0	30	
2008/09-1	A-1	matrix spike	12/16/2008	Pesticide	Demeton (Total)	n/a	=	0.2646	µg/L	EPA 625m	0.001	0.002			
2008/09-1	A-1	matrix spike dup	12/16/2008	Pesticide	Demeton (Total)	n/a	=	0.3735	µg/L	EPA 625m	0.001	0.002			
2008/09-1	A-1	matrix spike dup, rec	12/16/2008	Pesticide	Demeton (Total)	n/a	=	78	%	EPA 625m	-88	-88	21	128	
2008/09-1	A-1	matrix spike, rec	12/16/2008	Pesticide	Demeton (Total)	n/a	=	30	%	EPA 625m	-88	-88	21	128	
2008/09-1	A-1	matrix spike, RPD	12/16/2008	Pesticide	Demeton (Total)	n/a	=	89	%	EPA 625m	-88	-88	0	30	
2008/09-1	Lab	LCS	12/16/2008	Pesticide	Demeton (Total)	n/a	=	0.1073	µg/L	EPA 625m	0.001	0.002			
2008/09-1	Lab	LCS dup	12/16/2008	Pesticide	Demeton (Total)	n/a	=	0.1044	µg/L	EPA 625m	0.001	0.002			
2008/09-1	Lab	LCS dup, rec	12/16/2008	Pesticide	Demeton (Total)	n/a	=	22	%	EPA 625m	-88	-88	21	128	
2008/09-1	Lab	LCS, rec	12/16/2008	Pesticide	Demeton (Total)	n/a	=	23	%	EPA 625m	-88	-88	21	128	
2008/09-1	Lab	LCS, RPD	12/16/2008	Pesticide	Demeton (Total)	n/a	=	2	%	EPA 625m	-88	-88	0	30	
2008/09-1	Lab	method blank	12/16/2008	Pesticide	Demeton (Total)	n/a	<	0.001	µg/L	EPA 625m	0.001	0.002			
2008/09-1	A-1	field duplicate	12/16/2008	Pesticide	Diazinon	n/a	<	0.002	µg/L	EPA 625m	0.002	0.004			
2008/09-1	A-1	lab duplicate	12/16/2008	Pesticide	Diazinon	n/a	<	0.002	µg/L	EPA 625m	0.002	0.004	0	30	
2008/09-1	A-1	matrix spike	12/16/2008	Pesticide	Diazinon	n/a	=	1.0118	µg/L	EPA 625m	0.002	0.004			
2008/09-1	A-1	matrix spike dup	12/16/2008	Pesticide	Diazinon	n/a	=	0.478	µg/L	EPA 625m	0.002	0.004			
2008/09-1	A-1	matrix spike dup, rec	12/16/2008	Pesticide	Diazinon	n/a	=	100	%	EPA 625m	-88	-88	56	134	
2008/09-1	A-1	matrix spike, rec	12/16/2008	Pesticide	Diazinon	n/a	=	114	%	EPA 625m	-88	-88	56	134	
2008/09-1	A-1	matrix spike, RPD	12/16/2008	Pesticide	Diazinon	n/a	=	13	%	EPA 625m	-88	-88	0	30	
2008/09-1	Lab	LCS	12/16/2008	Pesticide	Diazinon	n/a	=	0.5266	µg/L	EPA 625m	0.002	0.004			
2008/09-1	Lab	LCS dup	12/16/2008	Pesticide	Diazinon	n/a	=	0.4834	µg/L	EPA 625m	0.002	0.004			
2008/09-1	Lab	LCS dup, rec	12/16/2008	Pesticide	Diazinon	n/a	=	102	%	EPA 625m	-88	-88	56	134	
2008/09-1	Lab	LCS, rec	12/16/2008	Pesticide	Diazinon	n/a	=	111	%	EPA 625m	-88	-88	56	134	
2008/09-1	Lab	LCS, RPD	12/16/2008	Pesticide	Diazinon	n/a	=	8	%	EPA 625m	-88	-88	0	30	
2008/09-1	Lab	method blank	12/16/2008	Pesticide	Diazinon	n/a	<	0.002	µg/L	EPA 625m	0.002	0.004			
2008/09-1	A-1	field duplicate	12/9/2008	Pesticide	Dicamba	n/a	<	0.5	µg/L	EPA 8151A	0.5	0.5			
2008/09-1	Lab	method blank	12/9/2008	Pesticide	Dicamba	n/a	<	0.5	µg/L	EPA 8151A	0.5	0.5			
2008/09-1	A-1	field duplicate	12/9/2008	Pesticide	Dichlorprop	n/a	<	5	µg/L	EPA 8151A	5	5			
2008/09-1	Lab	method blank	12/9/2008	Pesticide	Dichlorprop	n/a	<	5	µg/L	EPA 8151A	5	5			
2008/09-1	A-1	field duplicate	12/16/2008	Pesticide	Dichlorvos	n/a	<	0.003	µg/L	EPA 625m	0.003	0.006			
2008/09-1	A-1	lab duplicate	12/16/2008	Pesticide	Dichlorvos	n/a	<	0.003	µg/L	EPA 625m	0.003	0.006	0	30	
2008/09-1	A-1	matrix spike	12/16/2008	Pesticide	Dichlorvos	n/a	=	1.1512	µg/L	EPA 625m	0.003	0.006			
2008/09-1	A-1	matrix spike dup	12/16/2008	Pesticide	Dichlorvos	n/a	=	0.5537	µg/L	EPA 625m	0.003	0.006			
2008/09-1	A-1	matrix spike dup, rec	12/16/2008	Pesticide	Dichlorvos	n/a	=	116	%	EPA 625m	-88	-88	59	136	

Appendix G
2008/09 QA/QC Analysis Results

Event ID	Site ID	QA/QC Sample Type	Analysis Date	Classification	Constituent	Fraction	Sign	Result	Units	Method	MDL	RL	QA LCL	QA UCL	DQO Comp.
2008/09-1	A-1	matrix spike, rec	12/16/2008	Pesticide	Dichlorvos	n/a	=	130	%	EPA 625m	-88	-88	59	136	
2008/09-1	A-1	matrix spike, RPD	12/16/2008	Pesticide	Dichlorvos	n/a	=	11	%	EPA 625m	-88	-88	0	30	
2008/09-1	Lab	LCS	12/16/2008	Pesticide	Dichlorvos	n/a	=	0.4098	µg/L	EPA 625m	0.003	0.006			
2008/09-1	Lab	LCS dup	12/16/2008	Pesticide	Dichlorvos	n/a	=	0.3974	µg/L	EPA 625m	0.003	0.006			
2008/09-1	Lab	LCS dup, rec	12/16/2008	Pesticide	Dichlorvos	n/a	=	83	%	EPA 625m	-88	-88	59	136	
2008/09-1	Lab	LCS, rec	12/16/2008	Pesticide	Dichlorvos	n/a	=	86	%	EPA 625m	-88	-88	59	136	
2008/09-1	Lab	LCS, RPD	12/16/2008	Pesticide	Dichlorvos	n/a	=	4	%	EPA 625m	-88	-88	0	30	
2008/09-1	Lab	method blank	12/16/2008	Pesticide	Dichlorvos	n/a	<	0.003	µg/L	EPA 625m	0.003	0.006			
2008/09-1	A-1	field duplicate	12/16/2008	Pesticide	Dieldrin	n/a	<	0.001	µg/L	EPA 625m	0.001	0.005			
2008/09-1	A-1	lab duplicate	12/16/2008	Pesticide	Dieldrin	n/a	<	0.001	µg/L	EPA 625m	0.001	0.005	0	30	
2008/09-1	A-1	matrix spike	12/16/2008	Pesticide	Dieldrin	n/a	=	0.6598	µg/L	EPA 625m	0.001	0.005			
2008/09-1	A-1	matrix spike dup	12/16/2008	Pesticide	Dieldrin	n/a	=	0.4437	µg/L	EPA 625m	0.001	0.005			
2008/09-1	A-1	matrix spike dup, rec	12/16/2008	Pesticide	Dieldrin	n/a	=	93	%	EPA 625m	-88	-88	52	149	
2008/09-1	A-1	matrix spike, rec	12/16/2008	Pesticide	Dieldrin	n/a	=	74	%	EPA 625m	-88	-88	52	149	
2008/09-1	A-1	matrix spike, RPD	12/16/2008	Pesticide	Dieldrin	n/a	=	23	%	EPA 625m	-88	-88	0	30	
2008/09-1	Lab	LCS	12/16/2008	Pesticide	Dieldrin	n/a	=	0.2081	µg/L	EPA 625m	0.001	0.005			
2008/09-1	Lab	LCS dup	12/16/2008	Pesticide	Dieldrin	n/a	=	0.2361	µg/L	EPA 625m	0.001	0.005			
2008/09-1	Lab	LCS dup, rec	12/16/2008	Pesticide	Dieldrin	n/a	=	103	%	EPA 625m	-88	-88	52	149	
2008/09-1	Lab	LCS, rec	12/16/2008	Pesticide	Dieldrin	n/a	=	91	%	EPA 625m	-88	-88	52	149	
2008/09-1	Lab	LCS, RPD	12/16/2008	Pesticide	Dieldrin	n/a	=	12	%	EPA 625m	-88	-88	0	30	
2008/09-1	Lab	method blank	12/16/2008	Pesticide	Dieldrin	n/a	<	0.001	µg/L	EPA 625m	0.001	0.005			
2008/09-1	A-1	field duplicate	12/16/2008	Pesticide	Dimethoate	n/a	<	0.003	µg/L	EPA 625m	0.003	0.006			
2008/09-1	A-1	lab duplicate	12/16/2008	Pesticide	Dimethoate	n/a	<	0.003	µg/L	EPA 625m	0.003	0.006	0	30	
2008/09-1	A-1	matrix spike	12/16/2008	Pesticide	Dimethoate	n/a	=	1.1957	µg/L	EPA 625m	0.003	0.006			
2008/09-1	A-1	matrix spike dup	12/16/2008	Pesticide	Dimethoate	n/a	=	0.5907	µg/L	EPA 625m	0.003	0.006			
2008/09-1	A-1	matrix spike dup, rec	12/16/2008	Pesticide	Dimethoate	n/a	=	124	%	EPA 625m	-88	-88	46	149	
2008/09-1	A-1	matrix spike, rec	12/16/2008	Pesticide	Dimethoate	n/a	=	135	%	EPA 625m	-88	-88	46	149	
2008/09-1	A-1	matrix spike, RPD	12/16/2008	Pesticide	Dimethoate	n/a	=	8	%	EPA 625m	-88	-88	0	30	
2008/09-1	Lab	LCS	12/16/2008	Pesticide	Dimethoate	n/a	=	0.4625	µg/L	EPA 625m	0.003	0.006			
2008/09-1	Lab	LCS dup	12/16/2008	Pesticide	Dimethoate	n/a	=	0.4721	µg/L	EPA 625m	0.003	0.006			
2008/09-1	Lab	LCS dup, rec	12/16/2008	Pesticide	Dimethoate	n/a	=	99	%	EPA 625m	-88	-88	46	149	
2008/09-1	Lab	LCS, rec	12/16/2008	Pesticide	Dimethoate	n/a	=	97	%	EPA 625m	-88	-88	46	149	
2008/09-1	Lab	LCS, RPD	12/16/2008	Pesticide	Dimethoate	n/a	=	2	%	EPA 625m	-88	-88	0	30	
2008/09-1	Lab	method blank	12/16/2008	Pesticide	Dimethoate	n/a	<	0.003	µg/L	EPA 625m	0.003	0.006			
2008/09-1	A-1	field duplicate	12/9/2008	Pesticide	Dinoseb	n/a	<	2.5	µg/L	EPA 8151A	2.5	2.5			
2008/09-1	Lab	method blank	12/9/2008	Pesticide	Dinoseb	n/a	<	2.5	µg/L	EPA 8151A	2.5	2.5			
2008/09-1	A-1	field duplicate	12/16/2008	Pesticide	Disulfoton	n/a	<	0.001	µg/L	EPA 625m	0.001	0.002			
2008/09-1	A-1	lab duplicate	12/16/2008	Pesticide	Disulfoton	n/a	<	0.001	µg/L	EPA 625m	0.001	0.002	0	30	
2008/09-1	A-1	matrix spike	12/16/2008	Pesticide	Disulfoton	n/a	=	0.2618	µg/L	EPA 625m	0.001	0.002			
2008/09-1	A-1	matrix spike dup	12/16/2008	Pesticide	Disulfoton	n/a	=	0.3059	µg/L	EPA 625m	0.001	0.002			
2008/09-1	A-1	matrix spike dup, rec	12/16/2008	Pesticide	Disulfoton	n/a	=	64	%	EPA 625m	-88	-88	16	118	
2008/09-1	A-1	matrix spike, rec	12/16/2008	Pesticide	Disulfoton	n/a	=	29	%	EPA 625m	-88	-88	16	118	
2008/09-1	A-1	matrix spike, RPD	12/16/2008	Pesticide	Disulfoton	n/a	=	75	%	EPA 625m	-88	-88	0	30	
2008/09-1	Lab	LCS	12/16/2008	Pesticide	Disulfoton	n/a	=	0.0918	µg/L	EPA 625m	0.001	0.002			
2008/09-1	Lab	LCS dup	12/16/2008	Pesticide	Disulfoton	n/a	=	0.0964	µg/L	EPA 625m	0.001	0.002			
2008/09-1	Lab	LCS dup, rec	12/16/2008	Pesticide	Disulfoton	n/a	=	20	%	EPA 625m	-88	-88	16	118	
2008/09-1	Lab	LCS, rec	12/16/2008	Pesticide	Disulfoton	n/a	=	19	%	EPA 625m	-88	-88	16	118	
2008/09-1	Lab	LCS, RPD	12/16/2008	Pesticide	Disulfoton	n/a	=	5	%	EPA 625m	-88	-88	0	30	
2008/09-1	Lab	method blank	12/16/2008	Pesticide	Disulfoton	n/a	<	0.001	µg/L	EPA 625m	0.001	0.002			
2008/09-1	A-1	field duplicate	12/16/2008	Pesticide	Endosulfan sulfate	n/a	<	0.001	µg/L	EPA 625m	0.001	0.005			
2008/09-1	A-1	lab duplicate	12/16/2008	Pesticide	Endosulfan sulfate	n/a	<	0.001	µg/L	EPA 625m	0.001	0.005	0	30	
2008/09-1	A-1	matrix spike	12/16/2008	Pesticide	Endosulfan sulfate	n/a	=	0.9378	µg/L	EPA 625m	0.001	0.005			
2008/09-1	A-1	matrix spike dup	12/16/2008	Pesticide	Endosulfan sulfate	n/a	=	0.4601	µg/L	EPA 625m	0.001	0.005			
2008/09-1	A-1	matrix spike dup, rec	12/16/2008	Pesticide	Endosulfan sulfate	n/a	=	97	%	EPA 625m	-88	-88	57	142	
2008/09-1	A-1	matrix spike, rec	12/16/2008	Pesticide	Endosulfan sulfate	n/a	=	106	%	EPA 625m	-88	-88	57	142	
2008/09-1	A-1	matrix spike, RPD	12/16/2008	Pesticide	Endosulfan sulfate	n/a	=	9	%	EPA 625m	-88	-88	0	30	

Appendix G
2008/09 QA/QC Analysis Results

Event ID	Site ID	QA/QC Sample Type	Analysis Date	Classification	Constituent	Fraction	Sign	Result	Units	Method	MDL	RL	QA LCL	QA UCL	DQO Comp.
2008/09-1	Lab	LCS	12/16/2008	Pesticide	Endosulfan sulfate	n/a	=	0.2207	µg/L	EPA 625m	0.001	0.005			
2008/09-1	Lab	LCS dup	12/16/2008	Pesticide	Endosulfan sulfate	n/a	=	0.1963	µg/L	EPA 625m	0.001	0.005			
2008/09-1	Lab	LCS dup, rec	12/16/2008	Pesticide	Endosulfan sulfate	n/a	=	86	%	EPA 625m	-88	-88	57	142	
2008/09-1	Lab	LCS, rec	12/16/2008	Pesticide	Endosulfan sulfate	n/a	=	96	%	EPA 625m	-88	-88	57	142	
2008/09-1	Lab	LCS, RPD	12/16/2008	Pesticide	Endosulfan sulfate	n/a	=	11	%	EPA 625m	-88	-88	0	30	
2008/09-1	Lab	method blank	12/16/2008	Pesticide	Endosulfan sulfate	n/a	<	0.001	µg/L	EPA 625m	0.001	0.005			
2008/09-1	A-1	field duplicate	12/16/2008	Pesticide	Endosulfan-I	n/a	<	0.001	µg/L	EPA 625m	0.001	0.005			
2008/09-1	A-1	lab duplicate	12/16/2008	Pesticide	Endosulfan-I	n/a	<	0.001	µg/L	EPA 625m	0.001	0.005	0	30	
2008/09-1	A-1	matrix spike	12/16/2008	Pesticide	Endosulfan-I	n/a	=	0.7497	µg/L	EPA 625m	0.001	0.005			
2008/09-1	A-1	matrix spike dup	12/16/2008	Pesticide	Endosulfan-I	n/a	=	0.4204	µg/L	EPA 625m	0.001	0.005			
2008/09-1	A-1	matrix spike dup, rec	12/16/2008	Pesticide	Endosulfan-I	n/a	=	88	%	EPA 625m	-88	-88	59	145	
2008/09-1	A-1	matrix spike, rec	12/16/2008	Pesticide	Endosulfan-I	n/a	=	84	%	EPA 625m	-88	-88	59	145	
2008/09-1	A-1	matrix spike, RPD	12/16/2008	Pesticide	Endosulfan-I	n/a	=	5	%	EPA 625m	-88	-88	0	30	
2008/09-1	Lab	LCS	12/16/2008	Pesticide	Endosulfan-I	n/a	=	0.2104	µg/L	EPA 625m	0.001	0.005			
2008/09-1	Lab	LCS dup	12/16/2008	Pesticide	Endosulfan-I	n/a	=	0.2181	µg/L	EPA 625m	0.001	0.005			
2008/09-1	Lab	LCS dup, rec	12/16/2008	Pesticide	Endosulfan-I	n/a	=	95	%	EPA 625m	-88	-88	59	145	
2008/09-1	Lab	LCS, rec	12/16/2008	Pesticide	Endosulfan-I	n/a	=	92	%	EPA 625m	-88	-88	59	145	
2008/09-1	Lab	LCS, RPD	12/16/2008	Pesticide	Endosulfan-I	n/a	=	3	%	EPA 625m	-88	-88	0	30	
2008/09-1	Lab	method blank	12/16/2008	Pesticide	Endosulfan-I	n/a	<	0.001	µg/L	EPA 625m	0.001	0.005			
2008/09-1	A-1	field duplicate	12/16/2008	Pesticide	Endosulfan-II	n/a	<	0.001	µg/L	EPA 625m	0.001	0.005			
2008/09-1	A-1	lab duplicate	12/16/2008	Pesticide	Endosulfan-II	n/a	<	0.001	µg/L	EPA 625m	0.001	0.005	0	30	
2008/09-1	A-1	matrix spike	12/16/2008	Pesticide	Endosulfan-II	n/a	=	0.5782	µg/L	EPA 625m	0.001	0.005			
2008/09-1	A-1	matrix spike dup	12/16/2008	Pesticide	Endosulfan-II	n/a	=	0.3824	µg/L	EPA 625m	0.001	0.005			
2008/09-1	A-1	matrix spike dup, rec	12/16/2008	Pesticide	Endosulfan-II	n/a	=	80	%	EPA 625m	-88	-88	60	133	
2008/09-1	A-1	matrix spike, rec	12/16/2008	Pesticide	Endosulfan-II	n/a	=	65	%	EPA 625m	-88	-88	60	133	
2008/09-1	A-1	matrix spike, RPD	12/16/2008	Pesticide	Endosulfan-II	n/a	=	21	%	EPA 625m	-88	-88	0	30	
2008/09-1	Lab	LCS	12/16/2008	Pesticide	Endosulfan-II	n/a	=	0.2226	µg/L	EPA 625m	0.001	0.005			
2008/09-1	Lab	LCS dup	12/16/2008	Pesticide	Endosulfan-II	n/a	=	0.2208	µg/L	EPA 625m	0.001	0.005			
2008/09-1	Lab	LCS dup, rec	12/16/2008	Pesticide	Endosulfan-II	n/a	=	96	%	EPA 625m	-88	-88	60	133	
2008/09-1	Lab	LCS, rec	12/16/2008	Pesticide	Endosulfan-II	n/a	=	97	%	EPA 625m	-88	-88	60	133	
2008/09-1	Lab	LCS, RPD	12/16/2008	Pesticide	Endosulfan-II	n/a	=	1	%	EPA 625m	-88	-88	0	30	
2008/09-1	Lab	method blank	12/16/2008	Pesticide	Endosulfan-II	n/a	<	0.001	µg/L	EPA 625m	0.001	0.005			
2008/09-1	A-1	field duplicate	12/16/2008	Pesticide	Endrin	n/a	<	0.001	µg/L	EPA 625m	0.001	0.005			
2008/09-1	A-1	lab duplicate	12/16/2008	Pesticide	Endrin	n/a	<	0.001	µg/L	EPA 625m	0.001	0.005	0	30	
2008/09-1	A-1	matrix spike	12/16/2008	Pesticide	Endrin	n/a	=	1.239	µg/L	EPA 625m	0.001	0.005			
2008/09-1	A-1	matrix spike dup	12/16/2008	Pesticide	Endrin	n/a	=	0.6392	µg/L	EPA 625m	0.001	0.005			
2008/09-1	A-1	matrix spike dup, rec	12/16/2008	Pesticide	Endrin	n/a	=	134	%	EPA 625m	-88	-88	56	145	
2008/09-1	A-1	matrix spike, rec	12/16/2008	Pesticide	Endrin	n/a	=	139	%	EPA 625m	-88	-88	56	145	
2008/09-1	A-1	matrix spike, RPD	12/16/2008	Pesticide	Endrin	n/a	=	4	%	EPA 625m	-88	-88	0	30	
2008/09-1	Lab	LCS	12/16/2008	Pesticide	Endrin	n/a	=	0.2887	µg/L	EPA 625m	0.001	0.005			
2008/09-1	Lab	LCS dup	12/16/2008	Pesticide	Endrin	n/a	=	0.2426	µg/L	EPA 625m	0.001	0.005			
2008/09-1	Lab	LCS dup, rec	12/16/2008	Pesticide	Endrin	n/a	=	106	%	EPA 625m	-88	-88	56	145	
2008/09-1	Lab	LCS, rec	12/16/2008	Pesticide	Endrin	n/a	=	126	%	EPA 625m	-88	-88	56	145	
2008/09-1	Lab	LCS, RPD	12/16/2008	Pesticide	Endrin	n/a	=	17	%	EPA 625m	-88	-88	0	30	
2008/09-1	Lab	method blank	12/16/2008	Pesticide	Endrin	n/a	<	0.001	µg/L	EPA 625m	0.001	0.005			
2008/09-1	A-1	field duplicate	12/16/2008	Pesticide	Endrin aldehyde	n/a	<	0.001	µg/L	EPA 625m	0.001	0.005			
2008/09-1	A-1	lab duplicate	12/16/2008	Pesticide	Endrin aldehyde	n/a	<	0.001	µg/L	EPA 625m	0.001	0.005	0	30	
2008/09-1	A-1	matrix spike	12/16/2008	Pesticide	Endrin aldehyde	n/a	=	0.6639	µg/L	EPA 625m	0.001	0.005			
2008/09-1	A-1	matrix spike dup	12/16/2008	Pesticide	Endrin aldehyde	n/a	=	0.4647	µg/L	EPA 625m	0.001	0.005			
2008/09-1	A-1	matrix spike dup, rec	12/16/2008	Pesticide	Endrin aldehyde	n/a	=	98	%	EPA 625m	-88	-88	33	138	
2008/09-1	A-1	matrix spike, rec	12/16/2008	Pesticide	Endrin aldehyde	n/a	=	75	%	EPA 625m	-88	-88	33	138	
2008/09-1	A-1	matrix spike, RPD	12/16/2008	Pesticide	Endrin aldehyde	n/a	=	27	%	EPA 625m	-88	-88	0	30	
2008/09-1	Lab	LCS	12/16/2008	Pesticide	Endrin aldehyde	n/a	=	0.2012	µg/L	EPA 625m	0.001	0.005			
2008/09-1	Lab	LCS dup	12/16/2008	Pesticide	Endrin aldehyde	n/a	=	0.1922	µg/L	EPA 625m	0.001	0.005			
2008/09-1	Lab	LCS dup, rec	12/16/2008	Pesticide	Endrin aldehyde	n/a	=	84	%	EPA 625m	-88	-88	33	138	
2008/09-1	Lab	LCS, rec	12/16/2008	Pesticide	Endrin aldehyde	n/a	=	88	%	EPA 625m	-88	-88	33	138	

Appendix G
2008/09 QA/QC Analysis Results

Event ID	Site ID	QA/QC Sample Type	Analysis Date	Classification	Constituent	Fraction	Sign	Result	Units	Method	MDL	RL	QA LCL	QA UCL	DQO Comp.
2008/09-1	Lab	LCS, RPD	12/16/2008	Pesticide	Endrin aldehyde	n/a	=	5	%	EPA 625m	-88	-88	0	30	
2008/09-1	Lab	method blank	12/16/2008	Pesticide	Endrin aldehyde	n/a	<	0.001	µg/L	EPA 625m	0.001	0.005			
2008/09-1	A-1	field duplicate	12/16/2008	Pesticide	Endrin ketone	n/a	<	0.001	µg/L	EPA 625m	0.001	0.005			
2008/09-1	A-1	lab duplicate	12/16/2008	Pesticide	Endrin ketone	n/a	<	0.001	µg/L	EPA 625m	0.001	0.005	0	30	
2008/09-1	A-1	matrix spike	12/16/2008	Pesticide	Endrin ketone	n/a	=	0.7179	µg/L	EPA 625m	0.001	0.005			
2008/09-1	A-1	matrix spike dup	12/16/2008	Pesticide	Endrin ketone	n/a	=	0.3591	µg/L	EPA 625m	0.001	0.005			
2008/09-1	A-1	matrix spike dup, rec	12/16/2008	Pesticide	Endrin ketone	n/a	=	75	%	EPA 625m	-88	-88	54	143	
2008/09-1	A-1	matrix spike, rec	12/16/2008	Pesticide	Endrin ketone	n/a	=	81	%	EPA 625m	-88	-88	54	143	
2008/09-1	A-1	matrix spike, RPD	12/16/2008	Pesticide	Endrin ketone	n/a	=	8	%	EPA 625m	-88	-88	0	30	
2008/09-1	Lab	LCS	12/16/2008	Pesticide	Endrin ketone	n/a	=	0.211	µg/L	EPA 625m	0.001	0.005			
2008/09-1	Lab	LCS dup	12/16/2008	Pesticide	Endrin ketone	n/a	=	0.2035	µg/L	EPA 625m	0.001	0.005			
2008/09-1	Lab	LCS dup, rec	12/16/2008	Pesticide	Endrin ketone	n/a	=	89	%	EPA 625m	-88	-88	54	143	
2008/09-1	Lab	LCS, rec	12/16/2008	Pesticide	Endrin ketone	n/a	=	92	%	EPA 625m	-88	-88	54	143	
2008/09-1	Lab	LCS, RPD	12/16/2008	Pesticide	Endrin ketone	n/a	=	3	%	EPA 625m	-88	-88	0	30	
2008/09-1	Lab	method blank	12/16/2008	Pesticide	Endrin ketone	n/a	<	0.001	µg/L	EPA 625m	0.001	0.005			
2008/09-1	A-1	field duplicate	12/16/2008	Pesticide	Ethoprop	n/a	<	0.001	µg/L	EPA 625m	0.001	0.002			
2008/09-1	A-1	lab duplicate	12/16/2008	Pesticide	Ethoprop	n/a	<	0.001	µg/L	EPA 625m	0.001	0.002	0	30	
2008/09-1	A-1	matrix spike	12/16/2008	Pesticide	Ethoprop	n/a	=	1.0749	µg/L	EPA 625m	0.001	0.002			
2008/09-1	A-1	matrix spike dup	12/16/2008	Pesticide	Ethoprop	n/a	=	0.5473	µg/L	EPA 625m	0.001	0.002			
2008/09-1	A-1	matrix spike dup, rec	12/16/2008	Pesticide	Ethoprop	n/a	=	115	%	EPA 625m	-88	-88	55	141	
2008/09-1	A-1	matrix spike, rec	12/16/2008	Pesticide	Ethoprop	n/a	=	121	%	EPA 625m	-88	-88	55	141	
2008/09-1	A-1	matrix spike, RPD	12/16/2008	Pesticide	Ethoprop	n/a	=	5	%	EPA 625m	-88	-88	0	30	
2008/09-1	Lab	LCS	12/16/2008	Pesticide	Ethoprop	n/a	=	0.4306	µg/L	EPA 625m	0.001	0.002			
2008/09-1	Lab	LCS dup	12/16/2008	Pesticide	Ethoprop	n/a	=	0.4528	µg/L	EPA 625m	0.001	0.002			
2008/09-1	Lab	LCS dup, rec	12/16/2008	Pesticide	Ethoprop	n/a	=	95	%	EPA 625m	-88	-88	55	141	
2008/09-1	Lab	LCS, rec	12/16/2008	Pesticide	Ethoprop	n/a	=	90	%	EPA 625m	-88	-88	55	141	
2008/09-1	Lab	LCS, RPD	12/16/2008	Pesticide	Ethoprop	n/a	=	5	%	EPA 625m	-88	-88	0	30	
2008/09-1	Lab	method blank	12/16/2008	Pesticide	Ethoprop	n/a	<	0.001	µg/L	EPA 625m	0.001	0.002			
2008/09-1	A-1	field duplicate	12/16/2008	Pesticide	Fenclorophos (Ronnel)	n/a	<	0.002	µg/L	EPA 625m	0.002	0.004			
2008/09-1	A-1	lab duplicate	12/16/2008	Pesticide	Fenclorophos (Ronnel)	n/a	<	0.002	µg/L	EPA 625m	0.002	0.004	0	30	
2008/09-1	A-1	matrix spike	12/16/2008	Pesticide	Fenclorophos (Ronnel)	n/a	=	1.0746	µg/L	EPA 625m	0.002	0.004			
2008/09-1	A-1	matrix spike dup	12/16/2008	Pesticide	Fenclorophos (Ronnel)	n/a	=	0.5387	µg/L	EPA 625m	0.002	0.004			
2008/09-1	A-1	matrix spike dup, rec	12/16/2008	Pesticide	Fenclorophos (Ronnel)	n/a	=	113	%	EPA 625m	-88	-88	59	135	
2008/09-1	A-1	matrix spike, rec	12/16/2008	Pesticide	Fenclorophos (Ronnel)	n/a	=	121	%	EPA 625m	-88	-88	59	135	
2008/09-1	A-1	matrix spike, RPD	12/16/2008	Pesticide	Fenclorophos (Ronnel)	n/a	=	7	%	EPA 625m	-88	-88	0	30	
2008/09-1	Lab	LCS	12/16/2008	Pesticide	Fenclorophos (Ronnel)	n/a	=	0.5004	µg/L	EPA 625m	0.002	0.004			
2008/09-1	Lab	LCS dup	12/16/2008	Pesticide	Fenclorophos (Ronnel)	n/a	=	0.5121	µg/L	EPA 625m	0.002	0.004			
2008/09-1	Lab	LCS dup, rec	12/16/2008	Pesticide	Fenclorophos (Ronnel)	n/a	=	108	%	EPA 625m	-88	-88	59	135	
2008/09-1	Lab	LCS, rec	12/16/2008	Pesticide	Fenclorophos (Ronnel)	n/a	=	105	%	EPA 625m	-88	-88	59	135	
2008/09-1	Lab	LCS, RPD	12/16/2008	Pesticide	Fenclorophos (Ronnel)	n/a	=	3	%	EPA 625m	-88	-88	0	30	
2008/09-1	Lab	method blank	12/16/2008	Pesticide	Fenclorophos (Ronnel)	n/a	<	0.002	µg/L	EPA 625m	0.002	0.004			
2008/09-1	A-1	field duplicate	12/16/2008	Pesticide	Fensulfothion	n/a	<	0.001	µg/L	EPA 625m	0.001	0.002			
2008/09-1	A-1	lab duplicate	12/16/2008	Pesticide	Fensulfothion	n/a	<	0.001	µg/L	EPA 625m	0.001	0.002	0	30	
2008/09-1	A-1	matrix spike	12/16/2008	Pesticide	Fensulfothion	n/a	=	1.3091	µg/L	EPA 625m	0.001	0.002			
2008/09-1	A-1	matrix spike dup	12/16/2008	Pesticide	Fensulfothion	n/a	=	0.6874	µg/L	EPA 625m	0.001	0.002			
2008/09-1	A-1	matrix spike dup, rec	12/16/2008	Pesticide	Fensulfothion	n/a	=	144	%	EPA 625m	-88	-88	54	150	
2008/09-1	A-1	matrix spike, rec	12/16/2008	Pesticide	Fensulfothion	n/a	=	147	%	EPA 625m	-88	-88	54	150	
2008/09-1	A-1	matrix spike, RPD	12/16/2008	Pesticide	Fensulfothion	n/a	=	2	%	EPA 625m	-88	-88	0	30	
2008/09-1	Lab	LCS	12/16/2008	Pesticide	Fensulfothion	n/a	=	0.6537	µg/L	EPA 625m	0.001	0.002			
2008/09-1	Lab	LCS dup	12/16/2008	Pesticide	Fensulfothion	n/a	=	0.6624	µg/L	EPA 625m	0.001	0.002			
2008/09-1	Lab	LCS dup, rec	12/16/2008	Pesticide	Fensulfothion	n/a	=	139	%	EPA 625m	-88	-88	54	150	
2008/09-1	Lab	LCS, rec	12/16/2008	Pesticide	Fensulfothion	n/a	=	137	%	EPA 625m	-88	-88	54	150	
2008/09-1	Lab	LCS, RPD	12/16/2008	Pesticide	Fensulfothion	n/a	=	1	%	EPA 625m	-88	-88	0	30	
2008/09-1	Lab	method blank	12/16/2008	Pesticide	Fensulfothion	n/a	<	0.001	µg/L	EPA 625m	0.001	0.002			
2008/09-1	A-1	field duplicate	12/16/2008	Pesticide	Fenthion	n/a	<	0.002	µg/L	EPA 625m	0.002	0.004			
2008/09-1	A-1	lab duplicate	12/16/2008	Pesticide	Fenthion	n/a	<	0.002	µg/L	EPA 625m	0.002	0.004	0	30	

Appendix G
2008/09 QA/QC Analysis Results

Event ID	Site ID	QA/QC Sample Type	Analysis Date	Classification	Constituent	Fraction	Sign	Result	Units	Method	MDL	RL	QA LCL	QA UCL	DQO Comp.
2008/09-1	A-1	matrix spike	12/16/2008	Pesticide	Fenthion	n/a	=	0.9084	µg/L	EPA 625m	0.002	0.004			
2008/09-1	A-1	matrix spike dup	12/16/2008	Pesticide	Fenthion	n/a	=	0.4812	µg/L	EPA 625m	0.002	0.004			
2008/09-1	A-1	matrix spike dup, rec	12/16/2008	Pesticide	Fenthion	n/a	=	101	%	EPA 625m	-88	-88			
2008/09-1	A-1	matrix spike, rec	12/16/2008	Pesticide	Fenthion	n/a	=	102	%	EPA 625m	-88	-88	52	128	
2008/09-1	A-1	matrix spike, RPD	12/16/2008	Pesticide	Fenthion	n/a	=	1	%	EPA 625m	-88	-88	0	30	
2008/09-1	Lab	LCS	12/16/2008	Pesticide	Fenthion	n/a	=	0.3976	µg/L	EPA 625m	0.002	0.004			
2008/09-1	Lab	LCS dup	12/16/2008	Pesticide	Fenthion	n/a	=	0.4061	µg/L	EPA 625m	0.002	0.004			
2008/09-1	Lab	LCS dup, rec	12/16/2008	Pesticide	Fenthion	n/a	=	85	%	EPA 625m	-88	-88	52	128	
2008/09-1	Lab	LCS, rec	12/16/2008	Pesticide	Fenthion	n/a	=	84	%	EPA 625m	-88	-88	52	128	
2008/09-1	Lab	LCS, RPD	12/16/2008	Pesticide	Fenthion	n/a	=	1	%	EPA 625m	-88	-88	0	30	
2008/09-1	Lab	method blank	12/16/2008	Pesticide	Fenthion	n/a	<	0.002	µg/L	EPA 625m	0.002	0.004			
2008/09-1	A-1	field duplicate	12/9/2008	Pesticide	Glyphosate	n/a	=	89	µg/L	EPA 547	3.6	10			
2008/09-1	Lab	LCS	12/9/2008	Pesticide	Glyphosate	n/a	=	25	µg/L	EPA 547	1.8	5			
2008/09-1	Lab	LCS, rec	12/9/2008	Pesticide	Glyphosate	n/a	=	100	%	EPA 547	-88	-88	71	137	
2008/09-1	Lab	method blank	12/9/2008	Pesticide	Glyphosate	n/a	<	1.8	µg/L	EPA 547	1.8	5			
2008/09-1	A-1	field duplicate	12/16/2008	Pesticide	Heptachlor	n/a	<	0.001	µg/L	EPA 625m	0.001	0.005			
2008/09-1	A-1	lab duplicate	12/16/2008	Pesticide	Heptachlor	n/a	<	0.001	µg/L	EPA 625m	0.001	0.005	0	30	
2008/09-1	A-1	matrix spike	12/16/2008	Pesticide	Heptachlor	n/a	=	0.9143	µg/L	EPA 625m	0.001	0.005			
2008/09-1	A-1	matrix spike dup	12/16/2008	Pesticide	Heptachlor	n/a	=	0.5309	µg/L	EPA 625m	0.001	0.005			
2008/09-1	A-1	matrix spike dup, rec	12/16/2008	Pesticide	Heptachlor	n/a	=	112	%	EPA 625m	-88	-88	60	146	
2008/09-1	A-1	matrix spike, rec	12/16/2008	Pesticide	Heptachlor	n/a	=	103	%	EPA 625m	-88	-88	60	146	
2008/09-1	A-1	matrix spike, RPD	12/16/2008	Pesticide	Heptachlor	n/a	=	8	%	EPA 625m	-88	-88	0	30	
2008/09-1	Lab	LCS	12/16/2008	Pesticide	Heptachlor	n/a	=	0.2149	µg/L	EPA 625m	0.001	0.005			
2008/09-1	Lab	LCS dup	12/16/2008	Pesticide	Heptachlor	n/a	=	0.2291	µg/L	EPA 625m	0.001	0.005			
2008/09-1	Lab	LCS dup, rec	12/16/2008	Pesticide	Heptachlor	n/a	=	100	%	EPA 625m	-88	-88	60	146	
2008/09-1	Lab	LCS, rec	12/16/2008	Pesticide	Heptachlor	n/a	=	94	%	EPA 625m	-88	-88	60	146	
2008/09-1	Lab	LCS, RPD	12/16/2008	Pesticide	Heptachlor	n/a	=	6	%	EPA 625m	-88	-88	0	30	
2008/09-1	Lab	method blank	12/16/2008	Pesticide	Heptachlor	n/a	<	0.001	µg/L	EPA 625m	0.001	0.005			
2008/09-1	A-1	field duplicate	12/16/2008	Pesticide	Heptachlor epoxide	n/a	<	0.001	µg/L	EPA 625m	0.001	0.005			
2008/09-1	A-1	lab duplicate	12/16/2008	Pesticide	Heptachlor epoxide	n/a	<	0.001	µg/L	EPA 625m	0.001	0.005	0	30	
2008/09-1	A-1	matrix spike	12/16/2008	Pesticide	Heptachlor epoxide	n/a	=	0.8623	µg/L	EPA 625m	0.001	0.005			
2008/09-1	A-1	matrix spike dup	12/16/2008	Pesticide	Heptachlor epoxide	n/a	=	0.5113	µg/L	EPA 625m	0.001	0.005			
2008/09-1	A-1	matrix spike dup, rec	12/16/2008	Pesticide	Heptachlor epoxide	n/a	=	107	%	EPA 625m	-88	-88	64	140	
2008/09-1	A-1	matrix spike, rec	12/16/2008	Pesticide	Heptachlor epoxide	n/a	=	97	%	EPA 625m	-88	-88	64	140	
2008/09-1	A-1	matrix spike, RPD	12/16/2008	Pesticide	Heptachlor epoxide	n/a	=	10	%	EPA 625m	-88	-88	0	30	
2008/09-1	Lab	LCS	12/16/2008	Pesticide	Heptachlor epoxide	n/a	=	0.2049	µg/L	EPA 625m	0.001	0.005			
2008/09-1	Lab	LCS dup	12/16/2008	Pesticide	Heptachlor epoxide	n/a	=	0.1975	µg/L	EPA 625m	0.001	0.005			
2008/09-1	Lab	LCS dup, rec	12/16/2008	Pesticide	Heptachlor epoxide	n/a	=	86	%	EPA 625m	-88	-88	64	140	
2008/09-1	Lab	LCS, rec	12/16/2008	Pesticide	Heptachlor epoxide	n/a	=	89	%	EPA 625m	-88	-88	64	140	
2008/09-1	Lab	LCS, RPD	12/16/2008	Pesticide	Heptachlor epoxide	n/a	=	3	%	EPA 625m	-88	-88	0	30	
2008/09-1	Lab	method blank	12/16/2008	Pesticide	Heptachlor epoxide	n/a	<	0.001	µg/L	EPA 625m	0.001	0.005			
2008/09-1	A-1	field duplicate	12/16/2008	Pesticide	Malathion	n/a	=	0.3459	µg/L	EPA 625m	0.003	0.006			
2008/09-1	A-1	lab duplicate	12/16/2008	Pesticide	Malathion	n/a	=	0.3285	µg/L	EPA 625m	0.003	0.006	0	30	
2008/09-1	A-1	matrix spike	12/16/2008	Pesticide	Malathion	n/a	=	1.5112	µg/L	EPA 625m	0.003	0.006			
2008/09-1	A-1	matrix spike dup	12/16/2008	Pesticide	Malathion	n/a	=	0.9176	µg/L	EPA 625m	0.003	0.006			
2008/09-1	A-1	matrix spike dup, rec	12/16/2008	Pesticide	Malathion	n/a	=	91	%	EPA 625m	-88	-88	64	142	
2008/09-1	A-1	matrix spike, rec	12/16/2008	Pesticide	Malathion	n/a	=	115	%	EPA 625m	-88	-88	64	142	
2008/09-1	A-1	matrix spike, RPD	12/16/2008	Pesticide	Malathion	n/a	=	23	%	EPA 625m	-88	-88	0	30	
2008/09-1	Lab	LCS	12/16/2008	Pesticide	Malathion	n/a	=	0.6092	µg/L	EPA 625m	0.003	0.006			
2008/09-1	Lab	LCS dup	12/16/2008	Pesticide	Malathion	n/a	=	0.6552	µg/L	EPA 625m	0.003	0.006			
2008/09-1	Lab	LCS dup, rec	12/16/2008	Pesticide	Malathion	n/a	=	138	%	EPA 625m	-88	-88	64	142	
2008/09-1	Lab	LCS, rec	12/16/2008	Pesticide	Malathion	n/a	=	128	%	EPA 625m	-88	-88	64	142	
2008/09-1	Lab	LCS, RPD	12/16/2008	Pesticide	Malathion	n/a	=	8	%	EPA 625m	-88	-88	0	30	
2008/09-1	Lab	method blank	12/16/2008	Pesticide	Malathion	n/a	<	0.003	µg/L	EPA 625m	0.003	0.006			
2008/09-1	A-1	field duplicate	12/9/2008	Pesticide	MCPA	n/a	<	500	µg/L	EPA 8151A	500	500			
2008/09-1	Lab	method blank	12/9/2008	Pesticide	MCPA	n/a	<	500	µg/L	EPA 8151A	500	500			

Appendix G
2008/09 QA/QC Analysis Results

Event ID	Site ID	QA/QC Sample Type	Analysis Date	Classification	Constituent	Fraction	Sign	Result	Units	Method	MDL	RL	QA LCL	QA UCL	DQO Comp.
2008/09-1	A-1	field duplicate	12/9/2008	Pesticide	MCPD	n/a	<	500	µg/L	EPA 8151A	500	500			
2008/09-1	Lab	method blank	12/9/2008	Pesticide	MCPD	n/a	<	500	µg/L	EPA 8151A	500	500			
2008/09-1	A-1	field duplicate	12/16/2008	Pesticide	Merphos	n/a	<	0.001	µg/L	EPA 625m	0.001	0.002			
2008/09-1	A-1	lab duplicate	12/16/2008	Pesticide	Merphos	n/a	<	0.001	µg/L	EPA 625m	0.001	0.002	0	30	
2008/09-1	A-1	matrix spike	12/16/2008	Pesticide	Merphos	n/a	=	1.0584	µg/L	EPA 625m	0.001	0.002			
2008/09-1	A-1	matrix spike dup	12/16/2008	Pesticide	Merphos	n/a	=	0.5493	µg/L	EPA 625m	0.001	0.002			
2008/09-1	A-1	matrix spike dup, rec	12/16/2008	Pesticide	Merphos	n/a	=	115	%	EPA 625m	-88	-88	45	135	
2008/09-1	A-1	matrix spike, rec	12/16/2008	Pesticide	Merphos	n/a	=	119	%	EPA 625m	-88	-88	45	135	
2008/09-1	A-1	matrix spike, RPD	12/16/2008	Pesticide	Merphos	n/a	=	3	%	EPA 625m	-88	-88	0	30	
2008/09-1	Lab	LCS	12/16/2008	Pesticide	Merphos	n/a	=	0.5492	µg/L	EPA 625m	0.001	0.002			
2008/09-1	Lab	LCS dup	12/16/2008	Pesticide	Merphos	n/a	=	0.4135	µg/L	EPA 625m	0.001	0.002			
2008/09-1	Lab	LCS dup, rec	12/16/2008	Pesticide	Merphos	n/a	=	87	%	EPA 625m	-88	-88	45	135	
2008/09-1	Lab	LCS, rec	12/16/2008	Pesticide	Merphos	n/a	=	115	%	EPA 625m	-88	-88	45	135	
2008/09-1	Lab	LCS, RPD	12/16/2008	Pesticide	Merphos	n/a	=	28	%	EPA 625m	-88	-88	0	30	
2008/09-1	Lab	method blank	12/16/2008	Pesticide	Merphos	n/a	<	0.001	µg/L	EPA 625m	0.001	0.002			
2008/09-1	A-1	field duplicate	12/16/2008	Pesticide	Methamidophos	n/a	<	0.05	µg/L	EPA 625m	0.05	0.1			
2008/09-1	A-1	lab duplicate	12/16/2008	Pesticide	Methamidophos	n/a	<	0.05	µg/L	EPA 625m	0.05	0.1	0	30	
2008/09-1	A-1	matrix spike	12/16/2008	Pesticide	Methamidophos	n/a	=	0	µg/L	EPA 625m	0.05	0.1			
2008/09-1	A-1	matrix spike dup	12/16/2008	Pesticide	Methamidophos	n/a	=	0	µg/L	EPA 625m	0.05	0.1			
2008/09-1	A-1	matrix spike dup, rec	12/16/2008	Pesticide	Methamidophos	n/a	=	0	%	EPA 625m	-88	-88	0	211	
2008/09-1	A-1	matrix spike, rec	12/16/2008	Pesticide	Methamidophos	n/a	=	0	%	EPA 625m	-88	-88	0	211	
2008/09-1	A-1	matrix spike, RPD	12/16/2008	Pesticide	Methamidophos	n/a	=	0	%	EPA 625m	-88	-88	0	30	
2008/09-1	Lab	LCS	12/16/2008	Pesticide	Methamidophos	n/a	=	0	µg/L	EPA 625m	0.05	0.1			
2008/09-1	Lab	LCS dup	12/16/2008	Pesticide	Methamidophos	n/a	=	0	µg/L	EPA 625m	0.05	0.1			
2008/09-1	Lab	LCS dup, rec	12/16/2008	Pesticide	Methamidophos	n/a	=	0	%	EPA 625m	-88	-88	0	211	
2008/09-1	Lab	LCS, rec	12/16/2008	Pesticide	Methamidophos	n/a	=	0	%	EPA 625m	-88	-88	0	211	
2008/09-1	Lab	LCS, RPD	12/16/2008	Pesticide	Methamidophos	n/a	=	0	%	EPA 625m	-88	-88	0	30	
2008/09-1	Lab	method blank	12/16/2008	Pesticide	Methamidophos	n/a	<	0.05	µg/L	EPA 625m	0.05	0.1			
2008/09-1	A-1	field duplicate	12/16/2008	Pesticide	Methoxychlor	n/a	<	0.001	µg/L	EPA 625m	0.001	0.005			
2008/09-1	A-1	lab duplicate	12/16/2008	Pesticide	Methoxychlor	n/a	<	0.001	µg/L	EPA 625m	0.001	0.005	0	30	
2008/09-1	A-1	matrix spike	12/16/2008	Pesticide	Methoxychlor	n/a	=	0.5519	µg/L	EPA 625m	0.001	0.005			
2008/09-1	A-1	matrix spike dup	12/16/2008	Pesticide	Methoxychlor	n/a	=	0.2746	µg/L	EPA 625m	0.001	0.005			
2008/09-1	A-1	matrix spike dup, rec	12/16/2008	Pesticide	Methoxychlor	n/a	=	58	%	EPA 625m	-88	-88	34	143	
2008/09-1	A-1	matrix spike, rec	12/16/2008	Pesticide	Methoxychlor	n/a	=	62	%	EPA 625m	-88	-88	34	143	
2008/09-1	A-1	matrix spike, RPD	12/16/2008	Pesticide	Methoxychlor	n/a	=	7	%	EPA 625m	-88	-88	0	30	
2008/09-1	Lab	LCS	12/16/2008	Pesticide	Methoxychlor	n/a	=	0.2028	µg/L	EPA 625m	0.001	0.005			
2008/09-1	Lab	LCS dup	12/16/2008	Pesticide	Methoxychlor	n/a	=	0.2021	µg/L	EPA 625m	0.001	0.005			
2008/09-1	Lab	LCS dup, rec	12/16/2008	Pesticide	Methoxychlor	n/a	=	88	%	EPA 625m	-88	-88	34	143	
2008/09-1	Lab	LCS, rec	12/16/2008	Pesticide	Methoxychlor	n/a	=	88	%	EPA 625m	-88	-88	34	143	
2008/09-1	Lab	LCS, RPD	12/16/2008	Pesticide	Methoxychlor	n/a	=	0	%	EPA 625m	-88	-88	0	30	
2008/09-1	Lab	method blank	12/16/2008	Pesticide	Methoxychlor	n/a	<	0.001	µg/L	EPA 625m	0.001	0.005			
2008/09-1	A-1	field duplicate	12/16/2008	Pesticide	Methyl parathion	n/a	<	0.001	µg/L	EPA 625m	0.001	0.002			
2008/09-1	A-1	lab duplicate	12/16/2008	Pesticide	Methyl parathion	n/a	<	0.001	µg/L	EPA 625m	0.001	0.002	0	30	
2008/09-1	A-1	matrix spike	12/16/2008	Pesticide	Methyl parathion	n/a	=	1.239	µg/L	EPA 625m	0.001	0.002			
2008/09-1	A-1	matrix spike dup	12/16/2008	Pesticide	Methyl parathion	n/a	=	0.5683	µg/L	EPA 625m	0.001	0.002			
2008/09-1	A-1	matrix spike dup, rec	12/16/2008	Pesticide	Methyl parathion	n/a	=	119	%	EPA 625m	-88	-88	49	141	
2008/09-1	A-1	matrix spike, rec	12/16/2008	Pesticide	Methyl parathion	n/a	=	139	%	EPA 625m	-88	-88	49	141	
2008/09-1	A-1	matrix spike, RPD	12/16/2008	Pesticide	Methyl parathion	n/a	=	16	%	EPA 625m	-88	-88	0	30	
2008/09-1	Lab	LCS	12/16/2008	Pesticide	Methyl parathion	n/a	=	0.4214	µg/L	EPA 625m	0.001	0.002			
2008/09-1	Lab	LCS dup	12/16/2008	Pesticide	Methyl parathion	n/a	=	0.529	µg/L	EPA 625m	0.001	0.002			
2008/09-1	Lab	LCS dup, rec	12/16/2008	Pesticide	Methyl parathion	n/a	=	111	%	EPA 625m	-88	-88	49	141	
2008/09-1	Lab	LCS, rec	12/16/2008	Pesticide	Methyl parathion	n/a	=	89	%	EPA 625m	-88	-88	49	141	
2008/09-1	Lab	LCS, RPD	12/16/2008	Pesticide	Methyl parathion	n/a	=	22	%	EPA 625m	-88	-88	0	30	
2008/09-1	Lab	method blank	12/16/2008	Pesticide	Methyl parathion	n/a	<	0.001	µg/L	EPA 625m	0.001	0.002			
2008/09-1	A-1	field duplicate	12/16/2008	Pesticide	Mevinphos	n/a	<	0.008	µg/L	EPA 625m	0.008	0.016			
2008/09-1	A-1	lab duplicate	12/16/2008	Pesticide	Mevinphos	n/a	<	0.008	µg/L	EPA 625m	0.008	0.016	0	30	

Appendix G
2008/09 QA/QC Analysis Results

Event ID	Site ID	QA/QC Sample Type	Analysis Date	Classification	Constituent	Fraction	Sign	Result	Units	Method	MDL	RL	QA LCL	QA UCL	DQO Comp.
2008/09-1	A-1	matrix spike	12/16/2008	Pesticide	Mevinphos	n/a	=	1.208	µg/L	EPA 625m	0.008	0.016			
2008/09-1	A-1	matrix spike dup	12/16/2008	Pesticide	Mevinphos	n/a	=	0.5129	µg/L	EPA 625m	0.008	0.016			
2008/09-1	A-1	matrix spike dup, rec	12/16/2008	Pesticide	Mevinphos	n/a	=	108	%	EPA 625m	-88	-88	61	141	
2008/09-1	A-1	matrix spike, rec	12/16/2008	Pesticide	Mevinphos	n/a	=	136	%	EPA 625m	-88	-88	61	141	
2008/09-1	A-1	matrix spike, RPD	12/16/2008	Pesticide	Mevinphos	n/a	=	23	%	EPA 625m	-88	-88	0	30	
2008/09-1	Lab	LCS	12/16/2008	Pesticide	Mevinphos	n/a	=	0.4622	µg/L	EPA 625m	0.008	0.016			
2008/09-1	Lab	LCS dup	12/16/2008	Pesticide	Mevinphos	n/a	=	0.4601	µg/L	EPA 625m	0.008	0.016			
2008/09-1	Lab	LCS dup, rec	12/16/2008	Pesticide	Mevinphos	n/a	=	97	%	EPA 625m	-88	-88	61	141	
2008/09-1	Lab	LCS, rec	12/16/2008	Pesticide	Mevinphos	n/a	=	97	%	EPA 625m	-88	-88	61	141	
2008/09-1	Lab	LCS, RPD	12/16/2008	Pesticide	Mevinphos	n/a	=	0	%	EPA 625m	-88	-88	0	30	
2008/09-1	Lab	method blank	12/16/2008	Pesticide	Mevinphos	n/a	<	0.008	µg/L	EPA 625m	0.008	0.016			
2008/09-1	A-1	field duplicate	12/16/2008	Pesticide	Mirex	n/a	<	0.001	µg/L	EPA 625m	0.001	0.005			
2008/09-1	A-1	lab duplicate	12/16/2008	Pesticide	Mirex	n/a	<	0.001	µg/L	EPA 625m	0.001	0.005	0	30	
2008/09-1	A-1	matrix spike	12/16/2008	Pesticide	Mirex	n/a	=	0.7201	µg/L	EPA 625m	0.001	0.005			
2008/09-1	A-1	matrix spike dup	12/16/2008	Pesticide	Mirex	n/a	=	0.4056	µg/L	EPA 625m	0.001	0.005			
2008/09-1	A-1	matrix spike dup, rec	12/16/2008	Pesticide	Mirex	n/a	=	85	%	EPA 625m	-88	-88	51	138	
2008/09-1	A-1	matrix spike, rec	12/16/2008	Pesticide	Mirex	n/a	=	81	%	EPA 625m	-88	-88	51	138	
2008/09-1	A-1	matrix spike, RPD	12/16/2008	Pesticide	Mirex	n/a	=	5	%	EPA 625m	-88	-88	0	30	
2008/09-1	Lab	LCS	12/16/2008	Pesticide	Mirex	n/a	=	0.2435	µg/L	EPA 625m	0.001	0.005			
2008/09-1	Lab	LCS dup	12/16/2008	Pesticide	Mirex	n/a	=	0.2321	µg/L	EPA 625m	0.001	0.005			
2008/09-1	Lab	LCS dup, rec	12/16/2008	Pesticide	Mirex	n/a	=	101	%	EPA 625m	-88	-88	51	138	
2008/09-1	Lab	LCS, rec	12/16/2008	Pesticide	Mirex	n/a	=	106	%	EPA 625m	-88	-88	51	138	
2008/09-1	Lab	LCS, RPD	12/16/2008	Pesticide	Mirex	n/a	=	5	%	EPA 625m	-88	-88	0	30	
2008/09-1	Lab	method blank	12/16/2008	Pesticide	Mirex	n/a	<	0.001	µg/L	EPA 625m	0.001	0.005			
2008/09-1	A-1	field duplicate	12/16/2008	Pesticide	Oxychlorodane	n/a	<	0.001	µg/L	EPA 625m	0.001	0.005			
2008/09-1	A-1	lab duplicate	12/16/2008	Pesticide	Oxychlorodane	n/a	<	0.001	µg/L	EPA 625m	0.001	0.005	0	30	
2008/09-1	A-1	matrix spike	12/16/2008	Pesticide	Oxychlorodane	n/a	=	0.6589	µg/L	EPA 625m	0.001	0.005			
2008/09-1	A-1	matrix spike dup	12/16/2008	Pesticide	Oxychlorodane	n/a	=	0.4506	µg/L	EPA 625m	0.001	0.005			
2008/09-1	A-1	matrix spike dup, rec	12/16/2008	Pesticide	Oxychlorodane	n/a	=	95	%	EPA 625m	-88	-88	64	142	
2008/09-1	A-1	matrix spike, rec	12/16/2008	Pesticide	Oxychlorodane	n/a	=	74	%	EPA 625m	-88	-88	64	142	
2008/09-1	A-1	matrix spike, RPD	12/16/2008	Pesticide	Oxychlorodane	n/a	=	25	%	EPA 625m	-88	-88	0	30	
2008/09-1	Lab	LCS	12/16/2008	Pesticide	Oxychlorodane	n/a	=	0.2023	µg/L	EPA 625m	0.001	0.005			
2008/09-1	Lab	LCS dup	12/16/2008	Pesticide	Oxychlorodane	n/a	=	0.1843	µg/L	EPA 625m	0.001	0.005			
2008/09-1	Lab	LCS dup, rec	12/16/2008	Pesticide	Oxychlorodane	n/a	=	80	%	EPA 625m	-88	-88	64	142	
2008/09-1	Lab	LCS, rec	12/16/2008	Pesticide	Oxychlorodane	n/a	=	88	%	EPA 625m	-88	-88	64	142	
2008/09-1	Lab	LCS, RPD	12/16/2008	Pesticide	Oxychlorodane	n/a	=	10	%	EPA 625m	-88	-88	0	30	
2008/09-1	Lab	method blank	12/16/2008	Pesticide	Oxychlorodane	n/a	<	0.001	µg/L	EPA 625m	0.001	0.005			
2008/09-1	A-1	field duplicate	12/16/2008	Pesticide	Phorate	n/a	<	0.006	µg/L	EPA 625m	0.006	0.012			
2008/09-1	A-1	lab duplicate	12/16/2008	Pesticide	Phorate	n/a	<	0.006	µg/L	EPA 625m	0.006	0.012	0	30	
2008/09-1	A-1	matrix spike	12/16/2008	Pesticide	Phorate	n/a	=	0.66	µg/L	EPA 625m	0.006	0.012			
2008/09-1	A-1	matrix spike dup	12/16/2008	Pesticide	Phorate	n/a	=	0.4438	µg/L	EPA 625m	0.006	0.012			
2008/09-1	A-1	matrix spike dup, rec	12/16/2008	Pesticide	Phorate	n/a	=	93	%	EPA 625m	-88	-88	47	119	
2008/09-1	A-1	matrix spike, rec	12/16/2008	Pesticide	Phorate	n/a	=	74	%	EPA 625m	-88	-88	47	119	
2008/09-1	A-1	matrix spike, RPD	12/16/2008	Pesticide	Phorate	n/a	=	23	%	EPA 625m	-88	-88	0	30	
2008/09-1	Lab	LCS	12/16/2008	Pesticide	Phorate	n/a	=	0.3172	µg/L	EPA 625m	0.006	0.012			
2008/09-1	Lab	LCS dup	12/16/2008	Pesticide	Phorate	n/a	=	0.3161	µg/L	EPA 625m	0.006	0.012			
2008/09-1	Lab	LCS dup, rec	12/16/2008	Pesticide	Phorate	n/a	=	66	%	EPA 625m	-88	-88	47	119	
2008/09-1	Lab	LCS, rec	12/16/2008	Pesticide	Phorate	n/a	=	67	%	EPA 625m	-88	-88	47	119	
2008/09-1	Lab	LCS, RPD	12/16/2008	Pesticide	Phorate	n/a	=	2	%	EPA 625m	-88	-88	0	30	
2008/09-1	Lab	method blank	12/16/2008	Pesticide	Phorate	n/a	<	0.006	µg/L	EPA 625m	0.006	0.012			
2008/09-1	A-1	field duplicate	12/16/2008	Pesticide	Tetrachlorovinphos (Stirofos)	n/a	<	0.002	µg/L	EPA 625m	0.002	0.004			
2008/09-1	A-1	lab duplicate	12/16/2008	Pesticide	Tetrachlorovinphos (Stirofos)	n/a	<	0.002	µg/L	EPA 625m	0.002	0.004	0	30	
2008/09-1	A-1	matrix spike	12/16/2008	Pesticide	Tetrachlorovinphos (Stirofos)	n/a	=	1.5366	µg/L	EPA 625m	0.002	0.004			
2008/09-1	A-1	matrix spike dup	12/16/2008	Pesticide	Tetrachlorovinphos (Stirofos)	n/a	=	0.7962	µg/L	EPA 625m	0.002	0.004			
2008/09-1	A-1	matrix spike dup, rec	12/16/2008	Pesticide	Tetrachlorovinphos (Stirofos)	n/a	=	167	%	EPA 625m	-88	-88	65	146	
2008/09-1	A-1	matrix spike, rec	12/16/2008	Pesticide	Tetrachlorovinphos (Stirofos)	n/a	=	173	%	EPA 625m	-88	-88	65	146	

Appendix G
2008/09 QA/QC Analysis Results

Event ID	Site ID	QA/QC Sample Type	Analysis Date	Classification	Constituent	Fraction	Sign	Result	Units	Method	MDL	RL	QA LCL	QA UCL	DQO Comp.
2008/09-1	A-1	matrix spike, RPD	12/16/2008	Pesticide	Tetrachlorovinphos (Stirofos)	n/a	=	4	%	EPA 625m	-88	-88	0	30	
2008/09-1	Lab	LCS	12/16/2008	Pesticide	Tetrachlorovinphos (Stirofos)	n/a	=	0.5516	µg/L	EPA 625m	0.002	0.004			
2008/09-1	Lab	LCS dup	12/16/2008	Pesticide	Tetrachlorovinphos (Stirofos)	n/a	=	0.5354	µg/L	EPA 625m	0.002	0.004			
2008/09-1	Lab	LCS dup, rec	12/16/2008	Pesticide	Tetrachlorovinphos (Stirofos)	n/a	=	112	%	EPA 625m	-88	-88	65	146	
2008/09-1	Lab	LCS, rec	12/16/2008	Pesticide	Tetrachlorovinphos (Stirofos)	n/a	=	116	%	EPA 625m	-88	-88	65	146	
2008/09-1	Lab	LCS, RPD	12/16/2008	Pesticide	Tetrachlorovinphos (Stirofos)	n/a	=	4	%	EPA 625m	-88	-88	0	30	
2008/09-1	Lab	method blank	12/16/2008	Pesticide	Tetrachlorovinphos (Stirofos)	n/a	<	0.002	µg/L	EPA 625m	0.002	0.004			
2008/09-1	A-1	field duplicate	12/16/2008	Pesticide	Tokuthion	n/a	<	0.003	µg/L	EPA 625m	0.003	0.006			
2008/09-1	A-1	lab duplicate	12/16/2008	Pesticide	Tokuthion	n/a	<	0.003	µg/L	EPA 625m	0.003	0.006	0	30	
2008/09-1	A-1	matrix spike	12/16/2008	Pesticide	Tokuthion	n/a	=	1.0297	µg/L	EPA 625m	0.003	0.006			
2008/09-1	A-1	matrix spike dup	12/16/2008	Pesticide	Tokuthion	n/a	=	0.54	µg/L	EPA 625m	0.003	0.006			
2008/09-1	A-1	matrix spike dup, rec	12/16/2008	Pesticide	Tokuthion	n/a	=	113	%	EPA 625m	-88	-88	61	135	
2008/09-1	A-1	matrix spike, rec	12/16/2008	Pesticide	Tokuthion	n/a	=	116	%	EPA 625m	-88	-88	61	135	
2008/09-1	A-1	matrix spike, RPD	12/16/2008	Pesticide	Tokuthion	n/a	=	3	%	EPA 625m	-88	-88	0	30	
2008/09-1	Lab	LCS	12/16/2008	Pesticide	Tokuthion	n/a	=	0.5442	µg/L	EPA 625m	0.003	0.006			
2008/09-1	Lab	LCS dup	12/16/2008	Pesticide	Tokuthion	n/a	=	0.5235	µg/L	EPA 625m	0.003	0.006			
2008/09-1	Lab	LCS dup, rec	12/16/2008	Pesticide	Tokuthion	n/a	=	110	%	EPA 625m	-88	-88	61	135	
2008/09-1	Lab	LCS, rec	12/16/2008	Pesticide	Tokuthion	n/a	=	114	%	EPA 625m	-88	-88	61	135	
2008/09-1	Lab	LCS, RPD	12/16/2008	Pesticide	Tokuthion	n/a	=	4	%	EPA 625m	-88	-88	0	30	
2008/09-1	Lab	method blank	12/16/2008	Pesticide	Tokuthion	n/a	<	0.003	µg/L	EPA 625m	0.003	0.006			
2008/09-1	A-1	field duplicate	12/19/2008	Pesticide	Toxaphene	n/a	=	2.1158	µg/L	EPA 625m	0.01	0.05			
2008/09-1	A-1	lab duplicate	12/19/2008	Pesticide	Toxaphene	n/a	=	2.4839	µg/L	EPA 625m	0.01	0.05	0	30	
2008/09-1	A-1	matrix spike	12/19/2008	Pesticide	Toxaphene	n/a	=	6.671	µg/L	EPA 625m	0.01	0.05			
2008/09-1	A-1	matrix spike dup	12/19/2008	Pesticide	Toxaphene	n/a	=	5.2954	µg/L	EPA 625m	0.01	0.05			
2008/09-1	A-1	matrix spike dup, rec	12/19/2008	Pesticide	Toxaphene	n/a	=	292	%	EPA 625m	-88	-88	65	135	
2008/09-1	A-1	matrix spike, rec	12/19/2008	Pesticide	Toxaphene	n/a	=	437	%	EPA 625m	-88	-88	65	135	
2008/09-1	A-1	matrix spike, RPD	12/19/2008	Pesticide	Toxaphene	n/a	=	40	%	EPA 625m	-88	-88	0	30	
2008/09-1	Lab	LCS	12/19/2008	Pesticide	Toxaphene	n/a	=	0.6429	µg/L	EPA 625m	0.01	0.05			
2008/09-1	Lab	LCS dup	12/19/2008	Pesticide	Toxaphene	n/a	=	0.6253	µg/L	EPA 625m	0.01	0.05			
2008/09-1	Lab	LCS dup, rec	12/19/2008	Pesticide	Toxaphene	n/a	=	109	%	EPA 625m	-88	-88	65	135	
2008/09-1	Lab	LCS, rec	12/19/2008	Pesticide	Toxaphene	n/a	=	112	%	EPA 625m	-88	-88	65	135	
2008/09-1	Lab	LCS, RPD	12/19/2008	Pesticide	Toxaphene	n/a	=	3	%	EPA 625m	-88	-88	0	30	
2008/09-1	Lab	method blank	12/19/2008	Pesticide	Toxaphene	n/a	<	0.01	µg/L	EPA 625m	0.01	0.05			
2008/09-1	A-1	field duplicate	12/16/2008	Pesticide	trans-Nonachlor	n/a	=	0.0062	µg/L	EPA 625m	0.001	0.005			
2008/09-1	A-1	lab duplicate	12/16/2008	Pesticide	trans-Nonachlor	n/a	=	0.007	µg/L	EPA 625m	0.001	0.005	0	30	
2008/09-1	A-1	matrix spike	12/16/2008	Pesticide	trans-Nonachlor	n/a	=	0.8078	µg/L	EPA 625m	0.001	0.005			
2008/09-1	A-1	matrix spike dup	12/16/2008	Pesticide	trans-Nonachlor	n/a	=	0.4783	µg/L	EPA 625m	0.001	0.005			
2008/09-1	A-1	matrix spike dup, rec	12/16/2008	Pesticide	trans-Nonachlor	n/a	=	100	%	EPA 625m	-88	-88	65	138	
2008/09-1	A-1	matrix spike, rec	12/16/2008	Pesticide	trans-Nonachlor	n/a	=	91	%	EPA 625m	-88	-88	65	138	
2008/09-1	A-1	matrix spike, RPD	12/16/2008	Pesticide	trans-Nonachlor	n/a	=	9	%	EPA 625m	-88	-88	0	30	
2008/09-1	Lab	LCS	12/16/2008	Pesticide	trans-Nonachlor	n/a	=	0.2021	µg/L	EPA 625m	0.001	0.005			
2008/09-1	Lab	LCS dup	12/16/2008	Pesticide	trans-Nonachlor	n/a	=	0.2019	µg/L	EPA 625m	0.001	0.005			
2008/09-1	Lab	LCS dup, rec	12/16/2008	Pesticide	trans-Nonachlor	n/a	=	88	%	EPA 625m	-88	-88	65	138	
2008/09-1	Lab	LCS, rec	12/16/2008	Pesticide	trans-Nonachlor	n/a	=	88	%	EPA 625m	-88	-88	65	138	
2008/09-1	Lab	LCS, RPD	12/16/2008	Pesticide	trans-Nonachlor	n/a	=	0	%	EPA 625m	-88	-88	0	30	
2008/09-1	Lab	method blank	12/16/2008	Pesticide	trans-Nonachlor	n/a	<	0.001	µg/L	EPA 625m	0.001	0.005			
2008/09-1	A-1	field duplicate	12/16/2008	Pesticide	Trichloronate	n/a	<	0.001	µg/L	EPA 625m	0.001	0.002			
2008/09-1	A-1	lab duplicate	12/16/2008	Pesticide	Trichloronate	n/a	<	0.001	µg/L	EPA 625m	0.001	0.002	0	30	
2008/09-1	A-1	matrix spike	12/16/2008	Pesticide	Trichloronate	n/a	=	1.0075	µg/L	EPA 625m	0.001	0.002			
2008/09-1	A-1	matrix spike dup	12/16/2008	Pesticide	Trichloronate	n/a	=	0.5006	µg/L	EPA 625m	0.001	0.002			
2008/09-1	A-1	matrix spike dup, rec	12/16/2008	Pesticide	Trichloronate	n/a	=	105	%	EPA 625m	-88	-88	53	136	
2008/09-1	A-1	matrix spike, rec	12/16/2008	Pesticide	Trichloronate	n/a	=	113	%	EPA 625m	-88	-88	53	136	
2008/09-1	A-1	matrix spike, RPD	12/16/2008	Pesticide	Trichloronate	n/a	=	7	%	EPA 625m	-88	-88	0	30	
2008/09-1	Lab	LCS	12/16/2008	Pesticide	Trichloronate	n/a	=	0.4814	µg/L	EPA 625m	0.001	0.002			
2008/09-1	Lab	LCS dup	12/16/2008	Pesticide	Trichloronate	n/a	=	0.4482	µg/L	EPA 625m	0.001	0.002			
2008/09-1	Lab	LCS dup, rec	12/16/2008	Pesticide	Trichloronate	n/a	=	94	%	EPA 625m	-88	-88	53	136	

Appendix G
2008/09 QA/QC Analysis Results

Event ID	Site ID	QA/QC Sample Type	Analysis Date	Classification	Constituent	Fraction	Sign	Result	Units	Method	MDL	RL	QA LCL	QA UCL	DQO Comp.
2008/09-1	Lab	LCS, rec	12/16/2008	Pesticide	Trichloronate	n/a	=	101	%	EPA 625m	-88	-88	53	136	
2008/09-1	Lab	LCS, RPD	12/16/2008	Pesticide	Trichloronate	n/a	=	7	%	EPA 625m	-88	-88	0	30	
2008/09-1	Lab	method blank	12/16/2008	Pesticide	Trichloronate	n/a	<	0.001	µg/L	EPA 625m	0.001	0.002			
2008/09-2	Lab	LCS	1/5/2009	Anion	Bromide	n/a	=	0.468	mg/L	EPA 300.0	0.001	0.005			
2008/09-2	Lab	LCS dup	1/5/2009	Anion	Bromide	n/a	=	0.482	mg/L	EPA 300.0	0.001	0.005			
2008/09-2	Lab	LCS dup, rec	1/5/2009	Anion	Bromide	n/a	=	96	%	EPA 300.0	-88	-88	70	130	
2008/09-2	Lab	LCS, rec	1/5/2009	Anion	Bromide	n/a	=	94	%	EPA 300.0	-88	-88	70	130	
2008/09-2	Lab	LCS, RPD	1/5/2009	Anion	Bromide	n/a	=	2	%	EPA 300.0	-88	-88	0	30	
2008/09-2	Lab	method blank	1/5/2009	Anion	Bromide	n/a	<	0.001	mg/L	EPA 300.0	0.001	0.005			
2008/09-2	ME-CC	lab duplicate	1/5/2009	Anion	Bromide	n/a	=	0.197	mg/L	EPA 300.0	0.001	0.005	0	30	
2008/09-2	ME-CC	matrix spike	1/5/2009	Anion	Bromide	n/a	=	0.763	mg/L	EPA 300.0	0.001	0.005			
2008/09-2	ME-CC	matrix spike dup	1/5/2009	Anion	Bromide	n/a	=	0.775	mg/L	EPA 300.0	0.001	0.005			
2008/09-2	ME-CC	matrix spike dup, rec	1/5/2009	Anion	Bromide	n/a	=	83	%	EPA 300.0	-88	-88	70	130	
2008/09-2	ME-CC	matrix spike, rec	1/5/2009	Anion	Bromide	n/a	=	81	%	EPA 300.0	-88	-88	70	130	
2008/09-2	ME-CC	matrix spike, RPD	1/5/2009	Anion	Bromide	n/a	=	2	%	EPA 300.0	-88	-88	0	30	
2008/09-2	ME-VR2	field duplicate	1/5/2009	Anion	Bromide	n/a	=	0.171	mg/L	EPA 300.0	0.001	0.005			
2008/09-2	Lab	LCS	1/1/2009	Anion	Chloride	n/a	=	23.32	mg/L	EPA 300.0	0.01	0.05			
2008/09-2	Lab	LCS dup	1/1/2009	Anion	Chloride	n/a	=	23.28	mg/L	EPA 300.0	0.01	0.05			
2008/09-2	Lab	LCS dup, rec	1/1/2009	Anion	Chloride	n/a	=	93	%	EPA 300.0	-88	-88	70	130	
2008/09-2	Lab	LCS, rec	1/1/2009	Anion	Chloride	n/a	=	93	%	EPA 300.0	-88	-88	70	130	
2008/09-2	Lab	LCS, RPD	1/1/2009	Anion	Chloride	n/a	=	0	%	EPA 300.0	-88	-88	0	30	
2008/09-2	Lab	method blank	1/1/2009	Anion	Chloride	n/a	<	0.01	mg/L	EPA 300.0	0.01	0.05			
2008/09-2	ME-CC	lab duplicate	1/1/2009	Anion	Chloride	n/a	=	47.83	mg/L	EPA 300.0	0.01	0.05	0	30	
2008/09-2	ME-CC	matrix spike	1/1/2009	Anion	Chloride	n/a	=	71.46	mg/L	EPA 300.0	0.01	0.05			
2008/09-2	ME-CC	matrix spike dup	1/1/2009	Anion	Chloride	n/a	=	71.4	mg/L	EPA 300.0	0.01	0.05			
2008/09-2	ME-CC	matrix spike dup, rec	1/1/2009	Anion	Chloride	n/a	=	94	%	EPA 300.0	-88	-88	70	130	
2008/09-2	ME-CC	matrix spike, rec	1/1/2009	Anion	Chloride	n/a	=	95	%	EPA 300.0	-88	-88	70	130	
2008/09-2	ME-CC	matrix spike, RPD	1/1/2009	Anion	Chloride	n/a	=	1	%	EPA 300.0	-88	-88	0	30	
2008/09-2	ME-VR2	field duplicate	1/1/2009	Anion	Chloride	n/a	=	47.3	mg/L	EPA 300.0	0.01	0.05			
2008/09-2	ME-VR2	lab duplicate	1/1/2009	Anion	Chloride	n/a	=	47.02	mg/L	EPA 300.0	0.01	0.05	0	30	
2008/09-2	ME-VR2	matrix spike	1/1/2009	Anion	Chloride	n/a	=	71.95	mg/L	EPA 300.0	0.01	0.05			
2008/09-2	ME-VR2	matrix spike dup	1/1/2009	Anion	Chloride	n/a	=	71.64	mg/L	EPA 300.0	0.01	0.05			
2008/09-2	ME-VR2	matrix spike dup, rec	1/1/2009	Anion	Chloride	n/a	=	80	%	EPA 300.0	-88	-88	70	130	
2008/09-2	ME-VR2	matrix spike, rec	1/1/2009	Anion	Chloride	n/a	=	81	%	EPA 300.0	-88	-88	70	130	
2008/09-2	ME-VR2	matrix spike, RPD	1/1/2009	Anion	Chloride	n/a	=	1	%	EPA 300.0	-88	-88	0	30	
2008/09-2	Lab	LCS	12/27/2008	Anion	Perchlorate	n/a	=	27.2	µg/L	EPA 314.0	0.36	2			
2008/09-2	Lab	LCS dup	12/27/2008	Anion	Perchlorate	n/a	=	26.75	µg/L	EPA 314.0	0.36	2			
2008/09-2	Lab	LCS dup, rec	12/27/2008	Anion	Perchlorate	n/a	=	107	%	EPA 314.0	-88	-88	85	115	
2008/09-2	Lab	LCS, rec	12/27/2008	Anion	Perchlorate	n/a	=	109	%	EPA 314.0	-88	-88	85	115	
2008/09-2	Lab	LCS, RPD	12/27/2008	Anion	Perchlorate	n/a	=	2	%	EPA 314.0	-88	-88	0	15	
2008/09-2	Lab	method blank	12/27/2008	Anion	Perchlorate	n/a	<	0.36	µg/L	EPA 314.0	0.36	2			
2008/09-2	ME-VR2	field duplicate	12/27/2008	Anion	Perchlorate	n/a	<	0.36	µg/L	EPA 314.0	0.36	2			
2008/09-2	ME-VR2	matrix spike	12/27/2008	Anion	Perchlorate	n/a	=	9.241	µg/L	EPA 314.0	0.36	2			
2008/09-2	ME-VR2	matrix spike dup	12/27/2008	Anion	Perchlorate	n/a	=	9.314	µg/L	EPA 314.0	0.36	2			
2008/09-2	ME-VR2	matrix spike dup, rec	12/27/2008	Anion	Perchlorate	n/a	=	93	%	EPA 314.0	-88	-88	80	120	
2008/09-2	ME-VR2	matrix spike, rec	12/27/2008	Anion	Perchlorate	n/a	=	92	%	EPA 314.0	-88	-88	80	120	
2008/09-2	ME-VR2	matrix spike, RPD	12/27/2008	Anion	Perchlorate	n/a	=	1	%	EPA 314.0	-88	-88	0	15	
2008/09-2	ME-CC	field blank	12/16/2008	Bacteriological	E. Coli	n/a	<	10	MPN/100 mL	MMO-MUG	10	10			
2008/09-2	ME-CC	field duplicate	12/16/2008	Bacteriological	E. Coli	n/a	=	1019	MPN/100 mL	MMO-MUG	10	10			
2008/09-2	ME-CC	field blank	12/16/2008	Bacteriological	Enterococcus	n/a	<	10	MPN/100 mL	Enterolert	10	10			
2008/09-2	ME-VR2	field duplicate	12/16/2008	Bacteriological	Enterococcus	n/a	=	453	MPN/100 mL	Enterolert	10	10			
2008/09-2	ME-CC	field blank	12/17/2008	Bacteriological	Fecal Coliform	n/a	<	2	MPN/100 mL	SM 9221 E	2	2			
2008/09-2	ME-VR2	field duplicate	12/17/2008	Bacteriological	Fecal Coliform	n/a	=	2400	MPN/100 mL	SM 9221 E	2	2			
2008/09-2	ME-CC	field blank	12/16/2008	Bacteriological	Total Coliform	n/a	<	10	MPN/100 mL	MMO-MUG	10	10			
2008/09-2	ME-VR2	field duplicate	12/16/2008	Bacteriological	Total Coliform	n/a	=	38730	MPN/100 mL	MMO-MUG	100	100			
2008/09-2	Lab	method blank	12/16/2008	Conventional	BOD	n/a	<	2	mg/L	SM 5210 B	2	2			

Appendix G
2008/09 QA/QC Analysis Results

Event ID	Site ID	QA/QC Sample Type	Analysis Date	Classification	Constituent	Fraction	Sign	Result	Units	Method	MDL	RL	QA LCL	QA UCL	DQO Comp.
2008/09-2	ME-VR2	field duplicate	12/16/2008	Conventional	BOD	n/a	=	2.8	mg/L	SM 5210 B	2	2			
2008/09-2	ME-VR2	field duplicate	12/16/2008	Conventional	Conductivity	n/a	=	782	µmhos/cm	SM 2510	0.001	0.001			
2008/09-2	ME-VR2	lab duplicate	12/16/2008	Conventional	Conductivity	n/a	=	867	µmhos/cm	SM 2510	0.001	0.001	0	30	
2008/09-2	Lab	method blank	1/21/2009	Conventional	Hardness as CaCO3	Total	<	1	mg/L	SM 2340 B	1	5			
2008/09-2	ME-CC	field blank	1/21/2009	Conventional	Hardness as CaCO3	Total	=	156.9	mg/L	SM 2340 B	1	5			
2008/09-2	ME-CC	lab duplicate	1/21/2009	Conventional	Hardness as CaCO3	Total	=	118.2	mg/L	SM 2340 B	1	5	0	30	
2008/09-2	ME-VR2	field duplicate	1/21/2009	Conventional	Hardness as CaCO3	Total	=	290	mg/L	SM 2340 B	1	5			
2008/09-2	ME-VR2	field duplicate	12/17/2008	Conventional	pH	n/a	=	7.6	pH Units	SM 4500H+	0.1	0.1			
2008/09-2	ME-VR2	lab duplicate	12/17/2008	Conventional	pH	n/a	=	7.7	pH Units	SM 4500H+	0.1	0.1	0	30	
2008/09-2	Lab	LCS	12/21/2008	Conventional	Total Dissolved Solids	n/a	=	24400	mg/L	SM 2540 C	0.1	5			
2008/09-2	Lab	LCS dup	12/21/2008	Conventional	Total Dissolved Solids	n/a	=	73700	mg/L	SM 2540 C	0.1	5			
2008/09-2	Lab	LCS dup, rec	12/21/2008	Conventional	Total Dissolved Solids	n/a	=	105	%	SM 2540 C	-88	-88	70	130	
2008/09-2	Lab	LCS, rec	12/21/2008	Conventional	Total Dissolved Solids	n/a	=	98	%	SM 2540 C	-88	-88	70	130	
2008/09-2	Lab	LCS, RPD	12/21/2008	Conventional	Total Dissolved Solids	n/a	=	7	%	SM 2540 C	-88	-88	0	30	
2008/09-2	Lab	method blank	12/21/2008	Conventional	Total Dissolved Solids	n/a	<	0.1	mg/L	SM 2540 C	0.1	5			
2008/09-2	ME-CC	lab duplicate	12/21/2008	Conventional	Total Dissolved Solids	n/a	=	384	mg/L	SM 2540 C	0.1	5	0	30	
2008/09-2	ME-VR2	field duplicate	12/21/2008	Conventional	Total Dissolved Solids	n/a	=	636	mg/L	SM 2540 C	0.1	5			
2008/09-2	Lab	LCS	1/2/2009	Conventional	Total Organic Carbon	n/a	=	4.7	mg/L	SM 5310 B	0.1	0.2			
2008/09-2	Lab	LCS dup	1/2/2009	Conventional	Total Organic Carbon	n/a	=	4.2	mg/L	SM 5310 B	0.1	0.2			
2008/09-2	Lab	LCS dup, rec	1/2/2009	Conventional	Total Organic Carbon	n/a	=	84	%	SM 5310 B	-88	-88	50	150	
2008/09-2	Lab	LCS, rec	1/2/2009	Conventional	Total Organic Carbon	n/a	=	94	%	SM 5310 B	-88	-88	50	150	
2008/09-2	Lab	LCS, RPD	1/2/2009	Conventional	Total Organic Carbon	n/a	=	11	%	SM 5310 B	-88	-88	0	30	
2008/09-2	Lab	method blank	1/2/2009	Conventional	Total Organic Carbon	n/a	<	0.1	mg/L	SM 5310 B	0.1	0.2			
2008/09-2	ME-VR2	field duplicate	1/2/2009	Conventional	Total Organic Carbon	n/a	=	4.6	mg/L	SM 5310 B	0.1	0.2			
2008/09-2	ME-VR2	lab duplicate	1/2/2009	Conventional	Total Organic Carbon	n/a	=	4.4	mg/L	SM 5310 B	0.1	0.2	0	30	
2008/09-2	ME-VR2	matrix spike	1/2/2009	Conventional	Total Organic Carbon	n/a	=	10.1	mg/L	SM 5310 B	0.1	0.2			
2008/09-2	ME-VR2	matrix spike dup	1/2/2009	Conventional	Total Organic Carbon	n/a	=	9	mg/L	SM 5310 B	0.1	0.2			
2008/09-2	ME-VR2	matrix spike dup, rec	1/2/2009	Conventional	Total Organic Carbon	n/a	=	90	%	SM 5310 B	-88	-88	50	150	
2008/09-2	ME-VR2	matrix spike, rec	1/2/2009	Conventional	Total Organic Carbon	n/a	=	112	%	SM 5310 B	-88	-88	50	150	
2008/09-2	ME-VR2	matrix spike, RPD	1/2/2009	Conventional	Total Organic Carbon	n/a	=	22	%	SM 5310 B	-88	-88	0	30	
2008/09-2	Lab	method blank	12/20/2008	Conventional	Total Suspended Solids	n/a	<	0.5	mg/L	SM 2540 D	0.5	5			
2008/09-2	ME-CC	lab duplicate	12/20/2008	Conventional	Total Suspended Solids	n/a	=	676	mg/L	SM 2540 D	0.5	5	0	30	
2008/09-2	ME-VR2	field duplicate	12/20/2008	Conventional	Total Suspended Solids	n/a	=	29.8	mg/L	SM 2540 D	0.5	5			
2008/09-2	ME-CC	lab duplicate	12/17/2008	Conventional	Turbidity	n/a	=	570	NTU	EPA 180.1	1	2	0	30	
2008/09-2	ME-VR2	field duplicate	12/17/2008	Conventional	Turbidity	n/a	=	29.8	NTU	EPA 180.1	1	2			
2008/09-2	Lab	LCS	1/7/2009	Hydrocarbon	Oil and Grease	n/a	=	31.7	mg/L	EPA 1664A	1	5			
2008/09-2	Lab	LCS dup	1/7/2009	Hydrocarbon	Oil and Grease	n/a	=	30.6	mg/L	EPA 1664A	1	5			
2008/09-2	Lab	LCS dup, rec	1/7/2009	Hydrocarbon	Oil and Grease	n/a	=	90	%	EPA 1664A	-88	-88	70	130	
2008/09-2	Lab	LCS, rec	1/7/2009	Hydrocarbon	Oil and Grease	n/a	=	93	%	EPA 1664A	-88	-88	70	130	
2008/09-2	Lab	LCS, RPD	1/7/2009	Hydrocarbon	Oil and Grease	n/a	=	3	%	EPA 1664A	-88	-88	0	30	
2008/09-2	Lab	method blank	1/7/2009	Hydrocarbon	Oil and Grease	n/a	<	1	mg/L	EPA 1664A	1	5			
2008/09-2	ME-VR2	field duplicate	1/7/2009	Hydrocarbon	Oil and Grease	n/a	<	1	mg/L	EPA 1664A	1	5			
2008/09-2	ME-VR2	matrix spike	1/7/2009	Hydrocarbon	Oil and Grease	n/a	=	24.9	mg/L	EPA 1664A	1	5			
2008/09-2	ME-VR2	matrix spike, rec	1/7/2009	Hydrocarbon	Oil and Grease	n/a	=	73	%	EPA 1664A	-88	-88	70	130	
2008/09-2	Lab	LCS	1/7/2009	Hydrocarbon	TRPH	n/a	=	18.1	mg/L	EPA 1664	1	5			
2008/09-2	Lab	LCS dup	1/7/2009	Hydrocarbon	TRPH	n/a	=	19.6	mg/L	EPA 1664	1	5			
2008/09-2	Lab	LCS dup, rec	1/7/2009	Hydrocarbon	TRPH	n/a	=	115	%	EPA 1664	-88	-88	70	130	
2008/09-2	Lab	LCS, rec	1/7/2009	Hydrocarbon	TRPH	n/a	=	106	%	EPA 1664	-88	-88	70	130	
2008/09-2	Lab	LCS, RPD	1/7/2009	Hydrocarbon	TRPH	n/a	=	8	%	EPA 1664	-88	-88	0	30	
2008/09-2	Lab	method blank	1/7/2009	Hydrocarbon	TRPH	n/a	<	1	mg/L	EPA 1664	1	5			
2008/09-2	ME-VR2	field duplicate	1/7/2009	Hydrocarbon	TRPH	n/a	<	1	mg/L	EPA 1664	1	5			
2008/09-2	ME-VR2	matrix spike	1/7/2009	Hydrocarbon	TRPH	n/a	=	13	mg/L	EPA 1664	1	5			
2008/09-2	ME-VR2	matrix spike, rec	1/7/2009	Hydrocarbon	TRPH	n/a	=	76	%	EPA 1664	-88	-88	70	130	
2008/09-2	Lab	method blank	1/21/2009	Metal	Aluminum	Dissolved	<	5	µg/L	EPA 200.8m	5	10			
2008/09-2	ME-CC	lab duplicate	1/21/2009	Metal	Aluminum	Dissolved	=	25	µg/L	EPA 200.8m	5	10	0	30	
2008/09-2	ME-CC	matrix spike	1/21/2009	Metal	Aluminum	Dissolved	=	114.1	µg/L	EPA 200.8m	5	10			

Appendix G
2008/09 QA/QC Analysis Results

Event ID	Site ID	QA/QC Sample Type	Analysis Date	Classification	Constituent	Fraction	Sign	Result	Units	Method	MDL	RL	QA LCL	QA UCL	DQO Comp.
2008/09-2	ME-CC	matrix spike dup	1/21/2009	Metal	Aluminum	Dissolved	=	110.8	µg/L	EPA 200.8m	5	10			
2008/09-2	ME-CC	matrix spike dup, rec	1/21/2009	Metal	Aluminum	Dissolved	=	88	%	EPA 200.8m	-88	-88	22	182	
2008/09-2	ME-CC	matrix spike, rec	1/21/2009	Metal	Aluminum	Dissolved	=	91	%	EPA 200.8m	-88	-88	22	182	
2008/09-2	ME-CC	matrix spike, RPD	1/21/2009	Metal	Aluminum	Dissolved	=	3	%	EPA 200.8m	-88	-88	0	30	
2008/09-2	ME-VR2	field duplicate	1/21/2009	Metal	Aluminum	Dissolved	DNQ	8	µg/L	EPA 200.8m	5	10			
2008/09-2	Lab	method blank	1/21/2009	Metal	Aluminum	Total	<	5	µg/L	EPA 200.8m	5	10			
2008/09-2	ME-CC	field blank	1/21/2009	Metal	Aluminum	Total	=	3897	µg/L	EPA 200.8m	5	10			
2008/09-2	ME-CC	lab duplicate	1/21/2009	Metal	Aluminum	Total	=	4791	µg/L	EPA 200.8m	5	10	0	30	
2008/09-2	ME-VR2	field duplicate	1/21/2009	Metal	Aluminum	Total	=	322	µg/L	EPA 200.8m	5	10			
2008/09-2	Lab	method blank	1/21/2009	Metal	Arsenic	Dissolved	<	0.2	µg/L	EPA 200.8m	0.2	0.5			
2008/09-2	ME-CC	lab duplicate	1/21/2009	Metal	Arsenic	Dissolved	=	4.4	µg/L	EPA 200.8m	0.2	0.5	0	30	
2008/09-2	ME-CC	matrix spike	1/21/2009	Metal	Arsenic	Dissolved	=	120.5	µg/L	EPA 200.8m	0.2	0.5			
2008/09-2	ME-CC	matrix spike dup	1/21/2009	Metal	Arsenic	Dissolved	=	120.2	µg/L	EPA 200.8m	0.2	0.5			
2008/09-2	ME-CC	matrix spike dup, rec	1/21/2009	Metal	Arsenic	Dissolved	=	116	%	EPA 200.8m	-88	-88	74	151	
2008/09-2	ME-CC	matrix spike, rec	1/21/2009	Metal	Arsenic	Dissolved	=	116	%	EPA 200.8m	-88	-88	74	151	
2008/09-2	ME-CC	matrix spike, RPD	1/21/2009	Metal	Arsenic	Dissolved	=	0	%	EPA 200.8m	-88	-88	0	30	
2008/09-2	ME-VR2	field duplicate	1/21/2009	Metal	Arsenic	Dissolved	=	2.5	µg/L	EPA 200.8m	0.2	0.5			
2008/09-2	Lab	method blank	1/21/2009	Metal	Arsenic	Total	<	0.2	µg/L	EPA 200.8m	0.2	0.5			
2008/09-2	ME-CC	field blank	1/21/2009	Metal	Arsenic	Total	=	5	µg/L	EPA 200.8m	0.2	0.5			
2008/09-2	ME-CC	lab duplicate	1/21/2009	Metal	Arsenic	Total	=	5.4	µg/L	EPA 200.8m	0.2	0.5	0	30	
2008/09-2	ME-VR2	field duplicate	1/21/2009	Metal	Arsenic	Total	=	2.2	µg/L	EPA 200.8m	0.2	0.5			
2008/09-2	Lab	method blank	1/21/2009	Metal	Cadmium	Dissolved	<	0.2	µg/L	EPA 200.8m	0.2	0.4			
2008/09-2	ME-CC	lab duplicate	1/21/2009	Metal	Cadmium	Dissolved	<	0.2	µg/L	EPA 200.8m	0.2	0.4	0	30	
2008/09-2	ME-CC	matrix spike	1/21/2009	Metal	Cadmium	Dissolved	=	10.4	µg/L	EPA 200.8m	0.2	0.4			
2008/09-2	ME-CC	matrix spike dup	1/21/2009	Metal	Cadmium	Dissolved	=	10.5	µg/L	EPA 200.8m	0.2	0.4			
2008/09-2	ME-CC	matrix spike dup, rec	1/21/2009	Metal	Cadmium	Dissolved	=	105	%	EPA 200.8m	-88	-88	74	131	
2008/09-2	ME-CC	matrix spike, rec	1/21/2009	Metal	Cadmium	Dissolved	=	104	%	EPA 200.8m	-88	-88	74	131	
2008/09-2	ME-CC	matrix spike, RPD	1/21/2009	Metal	Cadmium	Dissolved	=	1	%	EPA 200.8m	-88	-88	0	30	
2008/09-2	ME-VR2	field duplicate	1/21/2009	Metal	Cadmium	Dissolved	<	0.2	µg/L	EPA 200.8m	0.2	0.4			
2008/09-2	Lab	method blank	1/21/2009	Metal	Cadmium	Total	<	0.2	µg/L	EPA 200.8m	0.2	0.4			
2008/09-2	ME-CC	field blank	1/21/2009	Metal	Cadmium	Total	=	1.4	µg/L	EPA 200.8m	0.2	0.4			
2008/09-2	ME-CC	lab duplicate	1/21/2009	Metal	Cadmium	Total	=	1.7	µg/L	EPA 200.8m	0.2	0.4	0	30	
2008/09-2	ME-VR2	field duplicate	1/21/2009	Metal	Cadmium	Total	<	0.2	µg/L	EPA 200.8m	0.2	0.4			
2008/09-2	Lab	method blank	1/21/2009	Metal	Chromium	Dissolved	<	0.1	µg/L	EPA 200.8m	0.1	0.5			
2008/09-2	ME-CC	lab duplicate	1/21/2009	Metal	Chromium	Dissolved	DNQ	0.2	µg/L	EPA 200.8m	0.1	0.5	0	30	
2008/09-2	ME-CC	matrix spike	1/21/2009	Metal	Chromium	Dissolved	=	98.3	µg/L	EPA 200.8m	0.1	0.5			
2008/09-2	ME-CC	matrix spike dup	1/21/2009	Metal	Chromium	Dissolved	=	98.1	µg/L	EPA 200.8m	0.1	0.5			
2008/09-2	ME-CC	matrix spike dup, rec	1/21/2009	Metal	Chromium	Dissolved	=	98	%	EPA 200.8m	-88	-88	79	127	
2008/09-2	ME-CC	matrix spike, rec	1/21/2009	Metal	Chromium	Dissolved	=	98	%	EPA 200.8m	-88	-88	79	127	
2008/09-2	ME-CC	matrix spike, RPD	1/21/2009	Metal	Chromium	Dissolved	=	0	%	EPA 200.8m	-88	-88	0	30	
2008/09-2	ME-VR2	field duplicate	1/21/2009	Metal	Chromium	Dissolved	<	0.1	µg/L	EPA 200.8m	0.1	0.5			
2008/09-2	Lab	method blank	1/21/2009	Metal	Chromium	Total	<	0.1	µg/L	EPA 200.8m	0.1	0.5			
2008/09-2	ME-CC	field blank	1/21/2009	Metal	Chromium	Total	=	8.9	µg/L	EPA 200.8m	0.1	0.5			
2008/09-2	ME-CC	lab duplicate	1/21/2009	Metal	Chromium	Total	=	11.4	µg/L	EPA 200.8m	0.1	0.5	0	30	
2008/09-2	ME-VR2	field duplicate	1/21/2009	Metal	Chromium	Total	=	0.7	µg/L	EPA 200.8m	0.1	0.5			
2008/09-2	Lab	LCS	1/7/2009	Metal	Chromium VI	Total	=	0.105	mg/L	SM 3500-Cr D	0.005	0.01			
2008/09-2	Lab	LCS dup	1/7/2009	Metal	Chromium VI	Total	=	0.103	mg/L	SM 3500-Cr D	0.005	0.01			
2008/09-2	Lab	LCS dup, rec	1/7/2009	Metal	Chromium VI	Total	=	103	%	SM 3500-Cr D	-88	-88	70	130	
2008/09-2	Lab	LCS, rec	1/7/2009	Metal	Chromium VI	Total	=	105	%	SM 3500-Cr D	-88	-88	70	130	
2008/09-2	Lab	LCS, RPD	1/7/2009	Metal	Chromium VI	Total	=	2	%	SM 3500-Cr D	-88	-88	0	30	
2008/09-2	Lab	method blank	1/7/2009	Metal	Chromium VI	Total	<	5	µg/L	SM 3500-Cr D	5	10			
2008/09-2	ME-VR2	field duplicate	1/7/2009	Metal	Chromium VI	Total	<	5	µg/L	SM 3500-Cr D	5	10			
2008/09-2	ME-VR2	lab duplicate	1/7/2009	Metal	Chromium VI	Total	<	5	µg/L	SM 3500-Cr D	5	10	0	30	
2008/09-2	ME-VR2	matrix spike	1/7/2009	Metal	Chromium VI	Total	=	0.1	mg/L	SM 3500-Cr D	0.005	0.01			
2008/09-2	ME-VR2	matrix spike dup	1/7/2009	Metal	Chromium VI	Total	=	0.103	mg/L	SM 3500-Cr D	0.005	0.01			
2008/09-2	ME-VR2	matrix spike dup, rec	1/7/2009	Metal	Chromium VI	Total	=	103	%	SM 3500-Cr D	-88	-88	70	130	

Appendix G
2008/09 QA/QC Analysis Results

Event ID	Site ID	QA/QC Sample Type	Analysis Date	Classification	Constituent	Fraction	Sign	Result	Units	Method	MDL	RL	QA LCL	QA UCL	DQO Comp.
2008/09-2	ME-VR2	matrix spike, rec	1/7/2009	Metal	Chromium VI	Total	=	100	%	SM 3500-Cr D	-88	-88	70	130	
2008/09-2	ME-VR2	matrix spike, RPD	1/7/2009	Metal	Chromium VI	Total	=	3	%	SM 3500-Cr D	-88	-88	0	30	
2008/09-2	Lab	method blank	1/21/2009	Metal	Copper	Dissolved	<	0.4	µg/L	EPA 200.8m	0.4	0.8			
2008/09-2	ME-CC	lab duplicate	1/21/2009	Metal	Copper	Dissolved	=	4.2	µg/L	EPA 200.8m	0.4	0.8	0	30	
2008/09-2	ME-CC	matrix spike	1/21/2009	Metal	Copper	Dissolved	=	99.6	µg/L	EPA 200.8m	0.4	0.8			
2008/09-2	ME-CC	matrix spike dup	1/21/2009	Metal	Copper	Dissolved	=	98.8	µg/L	EPA 200.8m	0.4	0.8			
2008/09-2	ME-CC	matrix spike dup, rec	1/21/2009	Metal	Copper	Dissolved	=	95	%	EPA 200.8m	-88	-88	55	132	
2008/09-2	ME-CC	matrix spike, rec	1/21/2009	Metal	Copper	Dissolved	=	96	%	EPA 200.8m	-88	-88	55	132	
2008/09-2	ME-CC	matrix spike, RPD	1/21/2009	Metal	Copper	Dissolved	=	1	%	EPA 200.8m	-88	-88	0	30	
2008/09-2	ME-VR2	field duplicate	1/21/2009	Metal	Copper	Dissolved	=	1.5	µg/L	EPA 200.8m	0.4	0.8			
2008/09-2	Lab	method blank	1/21/2009	Metal	Copper	Total	<	0.4	µg/L	EPA 200.8m	0.4	0.8			
2008/09-2	ME-CC	field blank	1/21/2009	Metal	Copper	Total	=	31.6	µg/L	EPA 200.8m	0.4	0.8			
2008/09-2	ME-CC	lab duplicate	1/21/2009	Metal	Copper	Total	=	38.1	µg/L	EPA 200.8m	0.4	0.8	0	30	
2008/09-2	ME-VR2	field duplicate	1/21/2009	Metal	Copper	Total	=	3.6	µg/L	EPA 200.8m	0.4	0.8			
2008/09-2	Lab	method blank	1/21/2009	Metal	Lead	Dissolved	<	0.05	µg/L	EPA 200.8m	0.05	0.1			
2008/09-2	ME-CC	lab duplicate	1/21/2009	Metal	Lead	Dissolved	<	0.05	µg/L	EPA 200.8m	0.05	0.1	0	30	
2008/09-2	ME-CC	matrix spike	1/21/2009	Metal	Lead	Dissolved	=	95.7	µg/L	EPA 200.8m	0.05	0.1			
2008/09-2	ME-CC	matrix spike dup	1/21/2009	Metal	Lead	Dissolved	=	96.6	µg/L	EPA 200.8m	0.05	0.1			
2008/09-2	ME-CC	matrix spike dup, rec	1/21/2009	Metal	Lead	Dissolved	=	97	%	EPA 200.8m	-88	-88	76	120	
2008/09-2	ME-CC	matrix spike, rec	1/21/2009	Metal	Lead	Dissolved	=	96	%	EPA 200.8m	-88	-88	76	120	
2008/09-2	ME-CC	matrix spike, RPD	1/21/2009	Metal	Lead	Dissolved	=	1	%	EPA 200.8m	-88	-88	0	30	
2008/09-2	ME-VR2	field duplicate	1/21/2009	Metal	Lead	Dissolved	<	0.05	µg/L	EPA 200.8m	0.05	0.1			
2008/09-2	Lab	method blank	1/21/2009	Metal	Lead	Total	<	0.05	µg/L	EPA 200.8m	0.05	0.1			
2008/09-2	ME-CC	field blank	1/21/2009	Metal	Lead	Total	=	9.29	µg/L	EPA 200.8m	0.05	0.1			
2008/09-2	ME-CC	lab duplicate	1/21/2009	Metal	Lead	Total	=	11.05	µg/L	EPA 200.8m	0.05	0.1	0	30	
2008/09-2	ME-VR2	field duplicate	1/21/2009	Metal	Lead	Total	=	0.52	µg/L	EPA 200.8m	0.05	0.1			
2008/09-2	Lab	method blank	1/5/2009	Metal	Mercury	Dissolved	<	0.5	ng/L	EPA 1631Em	0.5	1			
2008/09-2	ME-CC	field blank	1/5/2009	Metal	Mercury	Dissolved	<	0.5	ng/L	EPA 1631Em	0.5	1			
2008/09-2	ME-CC	lab duplicate	1/5/2009	Metal	Mercury	Dissolved	=	1.6	ng/L	EPA 1631Em	0.5	1	0	30	
2008/09-2	ME-CC	matrix spike	1/5/2009	Metal	Mercury	Dissolved	=	11.5	ng/L	EPA 1631Em	0.5	1			
2008/09-2	ME-CC	matrix spike dup	1/5/2009	Metal	Mercury	Dissolved	=	11.1	ng/L	EPA 1631Em	0.5	1			
2008/09-2	ME-CC	matrix spike dup, rec	1/5/2009	Metal	Mercury	Dissolved	=	95	%	EPA 1631Em	-88	-88	64	158	
2008/09-2	ME-CC	matrix spike, rec	1/5/2009	Metal	Mercury	Dissolved	=	99	%	EPA 1631Em	-88	-88	64	158	
2008/09-2	ME-CC	matrix spike, RPD	1/5/2009	Metal	Mercury	Dissolved	=	3	%	EPA 1631Em	-88	-88	0	30	
2008/09-2	ME-VR2	field duplicate	1/5/2009	Metal	Mercury	Dissolved	DNQ	0.7	ng/L	EPA 1631Em	0.5	1			
2008/09-2	Lab	LCS	1/5/2009	Metal	Mercury	Total	=	9.7	ng/L	EPA 1631Em	0.5	1			
2008/09-2	Lab	LCS dup	1/5/2009	Metal	Mercury	Total	=	10.1	ng/L	EPA 1631Em	0.5	1			
2008/09-2	Lab	LCS dup, rec	1/5/2009	Metal	Mercury	Total	=	101	%	EPA 1631Em	-88	-88	64	158	
2008/09-2	Lab	LCS, rec	1/5/2009	Metal	Mercury	Total	=	97	%	EPA 1631Em	-88	-88	64	158	
2008/09-2	Lab	LCS, RPD	1/5/2009	Metal	Mercury	Total	=	4	%	EPA 1631Em	-88	-88	0	30	
2008/09-2	Lab	method blank	1/5/2009	Metal	Mercury	Total	<	0.5	ng/L	EPA 1631Em	0.5	1			
2008/09-2	ME-CC	field blank	1/5/2009	Metal	Mercury	Total	<	0.5	ng/L	EPA 1631Em	0.5	1			
2008/09-2	ME-CC	lab duplicate	1/5/2009	Metal	Mercury	Total	=	29.3	ng/L	EPA 1631Em	0.5	1	0	30	
2008/09-2	ME-VR2	field duplicate	1/5/2009	Metal	Mercury	Total	=	1.3	ng/L	EPA 1631Em	0.5	1			
2008/09-2	Lab	method blank	1/21/2009	Metal	Nickel	Dissolved	<	0.2	µg/L	EPA 200.8m	0.2	0.5			
2008/09-2	ME-CC	lab duplicate	1/21/2009	Metal	Nickel	Dissolved	=	3.1	µg/L	EPA 200.8m	0.2	0.5	0	30	
2008/09-2	ME-CC	matrix spike	1/21/2009	Metal	Nickel	Dissolved	=	98.4	µg/L	EPA 200.8m	0.2	0.5			
2008/09-2	ME-CC	matrix spike dup	1/21/2009	Metal	Nickel	Dissolved	=	97.4	µg/L	EPA 200.8m	0.2	0.5			
2008/09-2	ME-CC	matrix spike dup, rec	1/21/2009	Metal	Nickel	Dissolved	=	94	%	EPA 200.8m	-88	-88	77	108	
2008/09-2	ME-CC	matrix spike, rec	1/21/2009	Metal	Nickel	Dissolved	=	95	%	EPA 200.8m	-88	-88	77	108	
2008/09-2	ME-CC	matrix spike, RPD	1/21/2009	Metal	Nickel	Dissolved	=	1	%	EPA 200.8m	-88	-88	0	30	
2008/09-2	ME-VR2	field duplicate	1/21/2009	Metal	Nickel	Dissolved	=	2	µg/L	EPA 200.8m	0.2	0.5			
2008/09-2	Lab	method blank	1/21/2009	Metal	Nickel	Total	<	0.2	µg/L	EPA 200.8m	0.2	0.5			
2008/09-2	ME-CC	field blank	1/21/2009	Metal	Nickel	Total	=	23.7	µg/L	EPA 200.8m	0.2	0.5			
2008/09-2	ME-CC	lab duplicate	1/21/2009	Metal	Nickel	Total	=	28.6	µg/L	EPA 200.8m	0.2	0.5	0	30	
2008/09-2	ME-VR2	field duplicate	1/21/2009	Metal	Nickel	Total	=	3.1	µg/L	EPA 200.8m	0.2	0.5			

Appendix G
2008/09 QA/QC Analysis Results

Event ID	Site ID	QA/QC Sample Type	Analysis Date	Classification	Constituent	Fraction	Sign	Result	Units	Method	MDL	RL	QA LCL	QA UCL	DQO Comp.
2008/09-2	Lab	method blank	1/21/2009	Metal	Selenium	Dissolved	<	0.2	µg/L	EPA 200.8m	0.2	0.5			
2008/09-2	ME-CC	lab duplicate	1/21/2009	Metal	Selenium	Dissolved	=	1.3	µg/L	EPA 200.8m	0.2	0.5	0	30	
2008/09-2	ME-CC	matrix spike	1/21/2009	Metal	Selenium	Dissolved	=	119.5	µg/L	EPA 200.8m	0.2	0.5			
2008/09-2	ME-CC	matrix spike dup	1/21/2009	Metal	Selenium	Dissolved	=	120.2	µg/L	EPA 200.8m	0.2	0.5			
2008/09-2	ME-CC	matrix spike dup, rec	1/21/2009	Metal	Selenium	Dissolved	=	119	%	EPA 200.8m	-88	-88	74	125	
2008/09-2	ME-CC	matrix spike, rec	1/21/2009	Metal	Selenium	Dissolved	=	118	%	EPA 200.8m	-88	-88	74	125	
2008/09-2	ME-CC	matrix spike, RPD	1/21/2009	Metal	Selenium	Dissolved	=	1	%	EPA 200.8m	-88	-88	0	30	
2008/09-2	ME-VR2	field duplicate	1/21/2009	Metal	Selenium	Dissolved	=	1.6	µg/L	EPA 200.8m	0.2	0.5			
2008/09-2	Lab	method blank	1/21/2009	Metal	Selenium	Total	<	0.2	µg/L	EPA 200.8m	0.2	0.5			
2008/09-2	ME-CC	field blank	1/21/2009	Metal	Selenium	Total	=	0.9	µg/L	EPA 200.8m	0.2	0.5			
2008/09-2	ME-CC	lab duplicate	1/21/2009	Metal	Selenium	Total	=	0.9	µg/L	EPA 200.8m	0.2	0.5	0	30	
2008/09-2	ME-VR2	field duplicate	1/21/2009	Metal	Selenium	Total	=	1.3	µg/L	EPA 200.8m	0.2	0.5			
2008/09-2	Lab	method blank	1/21/2009	Metal	Silver	Dissolved	<	0.5	µg/L	EPA 200.8m	0.5	1			
2008/09-2	ME-CC	lab duplicate	1/21/2009	Metal	Silver	Dissolved	<	0.5	µg/L	EPA 200.8m	0.5	1	0	30	
2008/09-2	ME-CC	matrix spike	1/21/2009	Metal	Silver	Dissolved	=	10.3	µg/L	EPA 200.8m	0.5	1			
2008/09-2	ME-CC	matrix spike dup	1/21/2009	Metal	Silver	Dissolved	=	10.2	µg/L	EPA 200.8m	0.5	1			
2008/09-2	ME-CC	matrix spike dup, rec	1/21/2009	Metal	Silver	Dissolved	=	102	%	EPA 200.8m	-88	-88	73	127	
2008/09-2	ME-CC	matrix spike, rec	1/21/2009	Metal	Silver	Dissolved	=	103	%	EPA 200.8m	-88	-88	73	127	
2008/09-2	ME-CC	matrix spike, RPD	1/21/2009	Metal	Silver	Dissolved	=	1	%	EPA 200.8m	-88	-88	0	30	
2008/09-2	ME-VR2	field duplicate	1/21/2009	Metal	Silver	Dissolved	<	0.5	µg/L	EPA 200.8m	0.5	1			
2008/09-2	Lab	method blank	1/21/2009	Metal	Silver	Total	<	0.5	µg/L	EPA 200.8m	0.5	1			
2008/09-2	ME-CC	field blank	1/21/2009	Metal	Silver	Total	<	0.5	µg/L	EPA 200.8m	0.5	1			
2008/09-2	ME-CC	lab duplicate	1/21/2009	Metal	Silver	Total	<	0.5	µg/L	EPA 200.8m	0.5	1	0	30	
2008/09-2	ME-VR2	field duplicate	1/21/2009	Metal	Silver	Total	<	0.5	µg/L	EPA 200.8m	0.5	1			
2008/09-2	Lab	method blank	1/21/2009	Metal	Thallium	Dissolved	<	0.1	µg/L	EPA 200.8m	0.1	0.5			
2008/09-2	ME-CC	lab duplicate	1/21/2009	Metal	Thallium	Dissolved	<	0.1	µg/L	EPA 200.8m	0.1	0.5	0	30	
2008/09-2	ME-CC	matrix spike	1/21/2009	Metal	Thallium	Dissolved	=	96.8	µg/L	EPA 200.8m	0.1	0.5			
2008/09-2	ME-CC	matrix spike dup	1/21/2009	Metal	Thallium	Dissolved	=	97.7	µg/L	EPA 200.8m	0.1	0.5			
2008/09-2	ME-CC	matrix spike dup, rec	1/21/2009	Metal	Thallium	Dissolved	=	98	%	EPA 200.8m	-88	-88	83	120	
2008/09-2	ME-CC	matrix spike, rec	1/21/2009	Metal	Thallium	Dissolved	=	97	%	EPA 200.8m	-88	-88	83	120	
2008/09-2	ME-CC	matrix spike, RPD	1/21/2009	Metal	Thallium	Dissolved	=	1	%	EPA 200.8m	-88	-88	0	30	
2008/09-2	ME-VR2	field duplicate	1/21/2009	Metal	Thallium	Dissolved	<	0.1	µg/L	EPA 200.8m	0.1	0.5			
2008/09-2	Lab	method blank	1/21/2009	Metal	Thallium	Total	<	0.1	µg/L	EPA 200.8m	0.1	0.5			
2008/09-2	ME-CC	field blank	1/21/2009	Metal	Thallium	Total	<	0.1	µg/L	EPA 200.8m	0.1	0.5			
2008/09-2	ME-CC	lab duplicate	1/21/2009	Metal	Thallium	Total	<	0.1	µg/L	EPA 200.8m	0.1	0.5	0	30	
2008/09-2	ME-VR2	field duplicate	1/21/2009	Metal	Thallium	Total	<	0.1	µg/L	EPA 200.8m	0.1	0.5			
2008/09-2	Lab	method blank	1/21/2009	Metal	Zinc	Dissolved	<	0.1	µg/L	EPA 200.8m	0.1	0.5			
2008/09-2	ME-CC	lab duplicate	1/21/2009	Metal	Zinc	Dissolved	=	5.5	µg/L	EPA 200.8m	0.1	0.5	0	30	
2008/09-2	ME-CC	matrix spike	1/21/2009	Metal	Zinc	Dissolved	=	111.8	µg/L	EPA 200.8m	0.1	0.5			
2008/09-2	ME-CC	matrix spike dup	1/21/2009	Metal	Zinc	Dissolved	=	111.8	µg/L	EPA 200.8m	0.1	0.5			
2008/09-2	ME-CC	matrix spike dup, rec	1/21/2009	Metal	Zinc	Dissolved	=	107	%	EPA 200.8m	-88	-88	67	141	
2008/09-2	ME-CC	matrix spike, rec	1/21/2009	Metal	Zinc	Dissolved	=	107	%	EPA 200.8m	-88	-88	67	141	
2008/09-2	ME-CC	matrix spike, RPD	1/21/2009	Metal	Zinc	Dissolved	=	0	%	EPA 200.8m	-88	-88	0	30	
2008/09-2	ME-VR2	field duplicate	1/21/2009	Metal	Zinc	Dissolved	=	0.8	µg/L	EPA 200.8m	0.1	0.5			
2008/09-2	Lab	method blank	1/21/2009	Metal	Zinc	Total	<	0.1	µg/L	EPA 200.8m	0.1	0.5			
2008/09-2	ME-CC	field blank	1/21/2009	Metal	Zinc	Total	=	96	µg/L	EPA 200.8m	0.1	0.5			
2008/09-2	ME-CC	lab duplicate	1/21/2009	Metal	Zinc	Total	=	113.2	µg/L	EPA 200.8m	0.1	0.5	0	30	
2008/09-2	ME-VR2	field duplicate	1/21/2009	Metal	Zinc	Total	=	6.7	µg/L	EPA 200.8m	0.1	0.5			
2008/09-2	Lab	LCS	1/2/2009	Nutrient	Ammonia as N	n/a	=	0.25	mg/L	SM 4500-NH3 F	0.03	0.03			
2008/09-2	Lab	LCS dup	1/2/2009	Nutrient	Ammonia as N	n/a	=	0.27	mg/L	SM 4500-NH3 F	0.03	0.03			
2008/09-2	Lab	LCS dup, rec	1/2/2009	Nutrient	Ammonia as N	n/a	=	108	%	SM 4500-NH3 F	-88	-88	70	130	
2008/09-2	Lab	LCS, rec	1/2/2009	Nutrient	Ammonia as N	n/a	=	100	%	SM 4500-NH3 F	-88	-88	70	130	
2008/09-2	Lab	LCS, RPD	1/2/2009	Nutrient	Ammonia as N	n/a	=	8	%	SM 4500-NH3 F	-88	-88	0	30	
2008/09-2	Lab	method blank	1/2/2009	Nutrient	Ammonia as N	n/a	<	0.03	mg/L	SM 4500-NH3 F	0.03	0.03			
2008/09-2	ME-CC	lab duplicate	1/2/2009	Nutrient	Ammonia as N	n/a	=	0.48	mg/L	SM 4500-NH3 F	0.03	0.03	0	30	
2008/09-2	ME-CC	matrix spike	1/2/2009	Nutrient	Ammonia as N	n/a	=	2.9	mg/L	SM 4500-NH3 F	0.03	0.03			

Appendix G
2008/09 QA/QC Analysis Results

Event ID	Site ID	QA/QC Sample Type	Analysis Date	Classification	Constituent	Fraction	Sign	Result	Units	Method	MDL	RL	QA LCL	QA UCL	DQO Comp.
2008/09-2	ME-CC	matrix spike dup	1/2/2009	Nutrient	Ammonia as N	n/a	=	3	mg/L	SM 4500-NH3 F	0.03	0.03			
2008/09-2	ME-CC	matrix spike dup, rec	1/2/2009	Nutrient	Ammonia as N	n/a	=	101	%	SM 4500-NH3 F	-88	-88	70	130	
2008/09-2	ME-CC	matrix spike, rec	1/2/2009	Nutrient	Ammonia as N	n/a	=	97	%	SM 4500-NH3 F	-88	-88	70	130	
2008/09-2	ME-CC	matrix spike, RPD	1/2/2009	Nutrient	Ammonia as N	n/a	=	4	%	SM 4500-NH3 F	-88	-88	0	30	
2008/09-2	ME-VR2	field duplicate	1/2/2009	Nutrient	Ammonia as N	n/a	DNQ	0.03	mg/L	SM 4500-NH3 F	0.03	0.03			
2008/09-2	Lab	LCS	12/18/2008	Nutrient	Nitrate as N	n/a	=	0.726	mg/L	EPA 300.0	0.01	0.05			
2008/09-2	Lab	LCS dup	12/18/2008	Nutrient	Nitrate as N	n/a	=	0.721	mg/L	EPA 300.0	0.01	0.05			
2008/09-2	Lab	LCS dup, rec	12/18/2008	Nutrient	Nitrate as N	n/a	=	103	%	EPA 300.0	-88	-88	70	130	
2008/09-2	Lab	LCS, rec	12/18/2008	Nutrient	Nitrate as N	n/a	=	104	%	EPA 300.0	-88	-88	70	130	
2008/09-2	Lab	LCS, RPD	12/18/2008	Nutrient	Nitrate as N	n/a	=	1	%	EPA 300.0	-88	-88	0	30	
2008/09-2	Lab	method blank	12/18/2008	Nutrient	Nitrate as N	n/a	<	0.01	mg/L	EPA 300.0	0.01	0.05			
2008/09-2	ME-VR2	field duplicate	12/18/2008	Nutrient	Nitrate as N	n/a	=	0.713	mg/L	EPA 300.0	0.01	0.05			
2008/09-2	ME-VR2	lab duplicate	12/18/2008	Nutrient	Nitrate as N	n/a	=	0.847	mg/L	EPA 300.0	0.01	0.05	0	30	
2008/09-2	ME-VR2	matrix spike	12/18/2008	Nutrient	Nitrate as N	n/a	=	1.49	mg/L	EPA 300.0	0.01	0.05			
2008/09-2	ME-VR2	matrix spike dup	12/18/2008	Nutrient	Nitrate as N	n/a	=	1.493	mg/L	EPA 300.0	0.01	0.05			
2008/09-2	ME-VR2	matrix spike dup, rec	12/18/2008	Nutrient	Nitrate as N	n/a	=	129	%	EPA 300.0	-88	-88	70	130	
2008/09-2	ME-VR2	matrix spike, rec	12/18/2008	Nutrient	Nitrate as N	n/a	=	129	%	EPA 300.0	-88	-88	70	130	
2008/09-2	ME-VR2	matrix spike, RPD	12/18/2008	Nutrient	Nitrate as N	n/a	=	0	%	EPA 300.0	-88	-88	0	30	
2008/09-2	Lab	LCS	12/18/2008	Nutrient	Nitrite as N	n/a	=	0.748	mg/L	EPA 300.0	0.01	0.05			
2008/09-2	Lab	LCS dup	12/18/2008	Nutrient	Nitrite as N	n/a	=	0.728	mg/L	EPA 300.0	0.01	0.05			
2008/09-2	Lab	LCS dup, rec	12/18/2008	Nutrient	Nitrite as N	n/a	=	104	%	EPA 300.0	-88	-88	70	130	
2008/09-2	Lab	LCS, rec	12/18/2008	Nutrient	Nitrite as N	n/a	=	107	%	EPA 300.0	-88	-88	70	130	
2008/09-2	Lab	LCS, RPD	12/18/2008	Nutrient	Nitrite as N	n/a	=	3	%	EPA 300.0	-88	-88	0	30	
2008/09-2	Lab	method blank	12/18/2008	Nutrient	Nitrite as N	n/a	<	0.01	mg/L	EPA 300.0	0.01	0.05			
2008/09-2	ME-VR2	field duplicate	12/18/2008	Nutrient	Nitrite as N	n/a	=	0.05	mg/L	EPA 300.0	0.01	0.05			
2008/09-2	ME-VR2	lab duplicate	12/18/2008	Nutrient	Nitrite as N	n/a	=	0.05	mg/L	EPA 300.0	0.01	0.05	0	30	
2008/09-2	ME-VR2	matrix spike	12/18/2008	Nutrient	Nitrite as N	n/a	=	0.558	mg/L	EPA 300.0	0.01	0.05			
2008/09-2	ME-VR2	matrix spike dup	12/18/2008	Nutrient	Nitrite as N	n/a	=	0.552	mg/L	EPA 300.0	0.01	0.05			
2008/09-2	ME-VR2	matrix spike dup, rec	12/18/2008	Nutrient	Nitrite as N	n/a	=	101	%	EPA 300.0	-88	-88	70	130	
2008/09-2	ME-VR2	matrix spike, rec	12/18/2008	Nutrient	Nitrite as N	n/a	=	102	%	EPA 300.0	-88	-88	70	130	
2008/09-2	ME-VR2	matrix spike, RPD	12/18/2008	Nutrient	Nitrite as N	n/a	=	1	%	EPA 300.0	-88	-88	0	30	
2008/09-2	Lab	LCS	12/18/2008	Nutrient	Orthophosphate as P (Diss)	n/a	=	0.432	mg/L	EPA 300.0	0.0075	0.01			
2008/09-2	Lab	LCS dup	12/18/2008	Nutrient	Orthophosphate as P (Diss)	n/a	=	0.4442	mg/L	EPA 300.0	0.0075	0.01			
2008/09-2	Lab	LCS dup, rec	12/18/2008	Nutrient	Orthophosphate as P (Diss)	n/a	=	96	%	EPA 300.0	-88	-88	70	130	
2008/09-2	Lab	LCS, rec	12/18/2008	Nutrient	Orthophosphate as P (Diss)	n/a	=	94	%	EPA 300.0	-88	-88	70	130	
2008/09-2	Lab	LCS, RPD	12/18/2008	Nutrient	Orthophosphate as P (Diss)	n/a	=	2	%	EPA 300.0	-88	-88	0	30	
2008/09-2	Lab	method blank	12/18/2008	Nutrient	Orthophosphate as P (Diss)	n/a	<	0.0075	mg/L	EPA 300.0	0.0075	0.01			
2008/09-2	ME-VR2	field duplicate	12/18/2008	Nutrient	Orthophosphate as P (Diss)	n/a	=	0.074	mg/L	EPA 300.0	0.0075	0.01			
2008/09-2	ME-VR2	lab duplicate	12/18/2008	Nutrient	Orthophosphate as P (Diss)	n/a	=	0.066	mg/L	EPA 300.0	0.0075	0.01	0	30	
2008/09-2	ME-VR2	matrix spike	12/18/2008	Nutrient	Orthophosphate as P (Diss)	n/a	=	0.262	mg/L	EPA 300.0	0.0075	0.01			
2008/09-2	ME-VR2	matrix spike dup	12/18/2008	Nutrient	Orthophosphate as P (Diss)	n/a	=	0.27	mg/L	EPA 300.0	0.0075	0.01			
2008/09-2	ME-VR2	matrix spike dup, rec	12/18/2008	Nutrient	Orthophosphate as P (Diss)	n/a	=	124	%	EPA 300.0	-88	-88	70	130	
2008/09-2	ME-VR2	matrix spike, rec	12/18/2008	Nutrient	Orthophosphate as P (Diss)	n/a	=	119	%	EPA 300.0	-88	-88	70	130	
2008/09-2	ME-VR2	matrix spike, RPD	12/18/2008	Nutrient	Orthophosphate as P (Diss)	n/a	=	4	%	EPA 300.0	-88	-88	0	30	
2008/09-2	Lab	LCS	1/7/2009	Nutrient	TKN	n/a	=	3	mg/L	EPA 351.1	0.05	0.05			
2008/09-2	Lab	LCS, rec	1/7/2009	Nutrient	TKN	n/a	=	96.8	%	EPA 351.1	-88	-88	80	120	
2008/09-2	Lab	method blank	1/7/2009	Nutrient	TKN	n/a	<	0.05	mg/L	EPA 351.1	0.05	0.05			
2008/09-2	ME-CC	lab duplicate	1/7/2009	Nutrient	TKN	n/a	<	0.05	mg/L	EPA 351.1	0.05	0.05	0	20	
2008/09-2	ME-VR2	field duplicate	1/7/2009	Nutrient	TKN	n/a	<	0.05	mg/L	EPA 351.1	0.05	0.05			
2008/09-2	ME-VR2	matrix spike	1/7/2009	Nutrient	TKN	n/a	=	-88	mg/L	EPA 351.1	0.05	0.05			
2008/09-2	ME-VR2	matrix spike dup	1/7/2009	Nutrient	TKN	n/a	=	-88	mg/L	EPA 351.1	0.05	0.05			
2008/09-2	ME-VR2	matrix spike dup, rec	1/7/2009	Nutrient	TKN	n/a	=	89.7	%	EPA 351.1	-88	-88	80	120	
2008/09-2	ME-VR2	matrix spike, rec	1/7/2009	Nutrient	TKN	n/a	=	94.1	%	EPA 351.1	-88	-88	80	120	
2008/09-2	ME-VR2	matrix spike, RPD	1/7/2009	Nutrient	TKN	n/a	=	4.8	%	EPA 351.1	-88	-88	0	20	
2008/09-2	Lab	LCS	12/23/2008	Nutrient	Total Phosphorus	Dissolved	=	0.142	mg/L	SM 4500-P E	0.016	0.05			
2008/09-2	Lab	LCS dup	12/23/2008	Nutrient	Total Phosphorus	Dissolved	=	0.151	mg/L	SM 4500-P E	0.016	0.05			

Appendix G
2008/09 QA/QC Analysis Results

Event ID	Site ID	QA/QC Sample Type	Analysis Date	Classification	Constituent	Fraction	Sign	Result	Units	Method	MDL	RL	QA LCL	QA UCL	DQO Comp.
2008/09-2	Lab	LCS dup, rec	12/23/2008	Nutrient	Total Phosphorus	Dissolved	=	92	%	SM 4500-P E	-88	-88	70	130	
2008/09-2	Lab	LCS, rec	12/23/2008	Nutrient	Total Phosphorus	Dissolved	=	86	%	SM 4500-P E	-88	-88	70	130	
2008/09-2	Lab	LCS, RPD	12/23/2008	Nutrient	Total Phosphorus	Dissolved	=	7	%	SM 4500-P E	-88	-88	0	30	
2008/09-2	Lab	method blank	12/23/2008	Nutrient	Total Phosphorus	Dissolved	<	0.016	mg/L	SM 4500-P E	0.016	0.05			
2008/09-2	ME-VR2	field duplicate	12/23/2008	Nutrient	Total Phosphorus	Dissolved	=	0.058	mg/L	SM 4500-P E	0.016	0.05			
2008/09-2	ME-VR2	lab duplicate	12/23/2008	Nutrient	Total Phosphorus	Dissolved	=	0.059	mg/L	SM 4500-P E	0.016	0.05	0	30	
2008/09-2	ME-VR2	matrix spike	12/23/2008	Nutrient	Total Phosphorus	Dissolved	=	0.211	mg/L	SM 4500-P E	0.016	0.05			
2008/09-2	ME-VR2	matrix spike dup	12/23/2008	Nutrient	Total Phosphorus	Dissolved	=	0.22	mg/L	SM 4500-P E	0.016	0.05			
2008/09-2	ME-VR2	matrix spike dup, rec	12/23/2008	Nutrient	Total Phosphorus	Dissolved	=	97	%	SM 4500-P E	-88	-88	70	130	
2008/09-2	ME-VR2	matrix spike, rec	12/23/2008	Nutrient	Total Phosphorus	Dissolved	=	92	%	SM 4500-P E	-88	-88	70	130	
2008/09-2	ME-VR2	matrix spike, RPD	12/23/2008	Nutrient	Total Phosphorus	Dissolved	=	5	%	SM 4500-P E	-88	-88	0	30	
2008/09-2	Lab	LCS	12/24/2008	Nutrient	Total Phosphorus	Total	=	0.151	mg/L	SM 4500-P E	0.016	0.05			
2008/09-2	Lab	LCS dup	12/24/2008	Nutrient	Total Phosphorus	Total	=	0.152	mg/L	SM 4500-P E	0.016	0.05			
2008/09-2	Lab	LCS dup, rec	12/24/2008	Nutrient	Total Phosphorus	Total	=	92	%	SM 4500-P E	-88	-88	70	130	
2008/09-2	Lab	LCS, rec	12/24/2008	Nutrient	Total Phosphorus	Total	=	92	%	SM 4500-P E	-88	-88	70	130	
2008/09-2	Lab	LCS, RPD	12/24/2008	Nutrient	Total Phosphorus	Total	=	0	%	SM 4500-P E	-88	-88	0	30	
2008/09-2	Lab	method blank	12/24/2008	Nutrient	Total Phosphorus	Total	<	0.016	mg/L	SM 4500-P E	0.016	0.05			
2008/09-2	ME-VR2	field duplicate	12/24/2008	Nutrient	Total Phosphorus	Total	=	0.126	mg/L	SM 4500-P E	0.016	0.05			
2008/09-2	ME-VR2	lab duplicate	12/24/2008	Nutrient	Total Phosphorus	Total	=	0.074	mg/L	SM 4500-P E	0.016	0.05	0	30	
2008/09-2	ME-VR2	matrix spike	12/24/2008	Nutrient	Total Phosphorus	Total	=	0.401	mg/L	SM 4500-P E	0.016	0.05			
2008/09-2	ME-VR2	matrix spike dup	12/24/2008	Nutrient	Total Phosphorus	Total	=	0.4	mg/L	SM 4500-P E	0.016	0.05			
2008/09-2	ME-VR2	matrix spike dup, rec	12/24/2008	Nutrient	Total Phosphorus	Total	=	100	%	SM 4500-P E	-88	-88	70	130	
2008/09-2	ME-VR2	matrix spike, rec	12/24/2008	Nutrient	Total Phosphorus	Total	=	100	%	SM 4500-P E	-88	-88	70	130	
2008/09-2	ME-VR2	matrix spike, RPD	12/24/2008	Nutrient	Total Phosphorus	Total	=	0	%	SM 4500-P E	-88	-88	0	30	
2008/09-2	Lab	LCS	1/2/2009	Organic	1,2,4-Trichlorobenzene	n/a	=	0.2993	µg/L	EPA 625m	0.01	0.05			
2008/09-2	Lab	LCS dup	1/2/2009	Organic	1,2,4-Trichlorobenzene	n/a	=	0.3403	µg/L	EPA 625m	0.01	0.05			
2008/09-2	Lab	LCS dup, rec	1/2/2009	Organic	1,2,4-Trichlorobenzene	n/a	=	59	%	EPA 625m	-88	-88	13	140	
2008/09-2	Lab	LCS, rec	1/2/2009	Organic	1,2,4-Trichlorobenzene	n/a	=	52	%	EPA 625m	-88	-88	13	140	
2008/09-2	Lab	LCS, RPD	1/2/2009	Organic	1,2,4-Trichlorobenzene	n/a	=	13	%	EPA 625m	-88	-88	0	30	
2008/09-2	Lab	method blank	1/2/2009	Organic	1,2,4-Trichlorobenzene	n/a	<	0.01	µg/L	EPA 625m	0.01	0.05			
2008/09-2	ME-CC	field blank	1/2/2009	Organic	1,2,4-Trichlorobenzene	n/a	<	0.01	µg/L	EPA 625m	0.01	0.05			
2008/09-2	ME-VR2	field duplicate	1/2/2009	Organic	1,2,4-Trichlorobenzene	n/a	<	0.01	µg/L	EPA 625m	0.01	0.05			
2008/09-2	ME-VR2	lab duplicate	1/2/2009	Organic	1,2,4-Trichlorobenzene	n/a	<	0.01	µg/L	EPA 625m	0.01	0.05	0	30	
2008/09-2	ME-VR2	matrix spike	1/2/2009	Organic	1,2,4-Trichlorobenzene	n/a	=	0.5159	µg/L	EPA 625m	0.01	0.05			
2008/09-2	ME-VR2	matrix spike dup	1/2/2009	Organic	1,2,4-Trichlorobenzene	n/a	=	0.4551	µg/L	EPA 625m	0.01	0.05			
2008/09-2	ME-VR2	matrix spike dup, rec	1/2/2009	Organic	1,2,4-Trichlorobenzene	n/a	=	49	%	EPA 625m	-88	-88	13	140	
2008/09-2	ME-VR2	matrix spike, rec	1/2/2009	Organic	1,2,4-Trichlorobenzene	n/a	=	57	%	EPA 625m	-88	-88	13	140	
2008/09-2	ME-VR2	matrix spike, RPD	1/2/2009	Organic	1,2,4-Trichlorobenzene	n/a	=	15	%	EPA 625m	-88	-88	0	30	
2008/09-2	Lab	method blank	1/2/2009	Organic	1,2-Dichlorobenzene	n/a	<	0.01	µg/L	EPA 625m	0.01	0.05			
2008/09-2	ME-CC	field blank	1/2/2009	Organic	1,2-Dichlorobenzene	n/a	<	0.01	µg/L	EPA 625m	0.01	0.05			
2008/09-2	ME-VR2	field duplicate	1/2/2009	Organic	1,2-Dichlorobenzene	n/a	<	0.01	µg/L	EPA 625m	0.01	0.05	0	30	
2008/09-2	ME-VR2	lab duplicate	1/2/2009	Organic	1,2-Dichlorobenzene	n/a	<	0.01	µg/L	EPA 625m	0.01	0.05			
2008/09-2	Lab	method blank	1/2/2009	Organic	1,3-Dichlorobenzene	n/a	<	0.01	µg/L	EPA 625m	0.01	0.05			
2008/09-2	ME-CC	field blank	1/2/2009	Organic	1,3-Dichlorobenzene	n/a	<	0.01	µg/L	EPA 625m	0.01	0.05			
2008/09-2	ME-VR2	field duplicate	1/2/2009	Organic	1,3-Dichlorobenzene	n/a	<	0.01	µg/L	EPA 625m	0.01	0.05			
2008/09-2	ME-VR2	lab duplicate	1/2/2009	Organic	1,3-Dichlorobenzene	n/a	<	0.01	µg/L	EPA 625m	0.01	0.05	0	30	
2008/09-2	Lab	LCS	1/2/2009	Organic	1,4-Dichlorobenzene	n/a	=	0.2156	µg/L	EPA 625m	0.01	0.05			
2008/09-2	Lab	LCS dup	1/2/2009	Organic	1,4-Dichlorobenzene	n/a	=	0.2776	µg/L	EPA 625m	0.01	0.05			
2008/09-2	Lab	LCS dup, rec	1/2/2009	Organic	1,4-Dichlorobenzene	n/a	=	48	%	EPA 625m	-88	-88	4	132	
2008/09-2	Lab	LCS, rec	1/2/2009	Organic	1,4-Dichlorobenzene	n/a	=	37	%	EPA 625m	-88	-88	4	132	
2008/09-2	Lab	LCS, RPD	1/2/2009	Organic	1,4-Dichlorobenzene	n/a	=	26	%	EPA 625m	-88	-88	0	30	
2008/09-2	Lab	method blank	1/2/2009	Organic	1,4-Dichlorobenzene	n/a	<	0.01	µg/L	EPA 625m	0.01	0.05			
2008/09-2	ME-CC	field blank	1/2/2009	Organic	1,4-Dichlorobenzene	n/a	<	0.01	µg/L	EPA 625m	0.01	0.05			
2008/09-2	ME-VR2	field duplicate	1/2/2009	Organic	1,4-Dichlorobenzene	n/a	<	0.01	µg/L	EPA 625m	0.01	0.05			
2008/09-2	ME-VR2	lab duplicate	1/2/2009	Organic	1,4-Dichlorobenzene	n/a	<	0.01	µg/L	EPA 625m	0.01	0.05	0	30	
2008/09-2	ME-VR2	matrix spike	1/2/2009	Organic	1,4-Dichlorobenzene	n/a	=	0.4191	µg/L	EPA 625m	0.01	0.05			

Appendix G
2008/09 QA/QC Analysis Results

Event ID	Site ID	QA/QC Sample Type	Analysis Date	Classification	Constituent	Fraction	Sign	Result	Units	Method	MDL	RL	QA LCL	QA UCL	DQO Comp.
2008/09-2	ME-VR2	matrix spike dup	1/2/2009	Organic	1,4-Dichlorobenzene	n/a	=	0.3571	µg/L	EPA 625m	0.01	0.05			
2008/09-2	ME-VR2	matrix spike dup, rec	1/2/2009	Organic	1,4-Dichlorobenzene	n/a	=	38	%	EPA 625m	-88	-88	4	132	
2008/09-2	ME-VR2	matrix spike, rec	1/2/2009	Organic	1,4-Dichlorobenzene	n/a	=	46	%	EPA 625m	-88	-88	4	132	
2008/09-2	ME-VR2	matrix spike, RPD	1/2/2009	Organic	1,4-Dichlorobenzene	n/a	=	19	%	EPA 625m	-88	-88	0	30	
2008/09-2	Lab	LCS	1/2/2009	Organic	1-Methylnaphthalene	n/a	=	0.2125	µg/L	EPA 625m	0.001	0.005			
2008/09-2	Lab	LCS dup	1/2/2009	Organic	1-Methylnaphthalene	n/a	=	0.227	µg/L	EPA 625m	0.001	0.005			
2008/09-2	Lab	LCS dup, rec	1/2/2009	Organic	1-Methylnaphthalene	n/a	=	78	%	EPA 625m	-88	-88	55	115	
2008/09-2	Lab	LCS, rec	1/2/2009	Organic	1-Methylnaphthalene	n/a	=	73	%	EPA 625m	-88	-88	55	115	
2008/09-2	Lab	LCS, RPD	1/2/2009	Organic	1-Methylnaphthalene	n/a	=	7	%	EPA 625m	-88	-88	0	30	
2008/09-2	Lab	method blank	1/2/2009	Organic	1-Methylnaphthalene	n/a	<	0.001	µg/L	EPA 625m	0.001	0.005			
2008/09-2	ME-CC	field blank	1/2/2009	Organic	1-Methylnaphthalene	n/a	DNQ	0.0013	µg/L	EPA 625m	0.001	0.005			
2008/09-2	ME-VR2	field duplicate	1/2/2009	Organic	1-Methylnaphthalene	n/a	DNQ	0.0019	µg/L	EPA 625m	0.001	0.005			
2008/09-2	ME-VR2	lab duplicate	1/2/2009	Organic	1-Methylnaphthalene	n/a	DNQ	0.0019	µg/L	EPA 625m	0.001	0.005	0	30	
2008/09-2	ME-VR2	matrix spike	1/2/2009	Organic	1-Methylnaphthalene	n/a	=	0.3541	µg/L	EPA 625m	0.001	0.005			
2008/09-2	ME-VR2	matrix spike dup	1/2/2009	Organic	1-Methylnaphthalene	n/a	=	0.3296	µg/L	EPA 625m	0.001	0.005			
2008/09-2	ME-VR2	matrix spike dup, rec	1/2/2009	Organic	1-Methylnaphthalene	n/a	=	70	%	EPA 625m	-88	-88	55	115	
2008/09-2	ME-VR2	matrix spike, rec	1/2/2009	Organic	1-Methylnaphthalene	n/a	=	78	%	EPA 625m	-88	-88	55	115	
2008/09-2	ME-VR2	matrix spike, RPD	1/2/2009	Organic	1-Methylnaphthalene	n/a	=	11	%	EPA 625m	-88	-88	0	30	
2008/09-2	Lab	LCS	1/2/2009	Organic	1-Methylphenanthrene	n/a	=	0.2649	µg/L	EPA 625m	0.001	0.005			
2008/09-2	Lab	LCS dup	1/2/2009	Organic	1-Methylphenanthrene	n/a	=	0.2692	µg/L	EPA 625m	0.001	0.005			
2008/09-2	Lab	LCS dup, rec	1/2/2009	Organic	1-Methylphenanthrene	n/a	=	93	%	EPA 625m	-88	-88	65	133	
2008/09-2	Lab	LCS, rec	1/2/2009	Organic	1-Methylphenanthrene	n/a	=	91	%	EPA 625m	-88	-88	65	133	
2008/09-2	Lab	LCS, RPD	1/2/2009	Organic	1-Methylphenanthrene	n/a	=	2	%	EPA 625m	-88	-88	0	30	
2008/09-2	Lab	method blank	1/2/2009	Organic	1-Methylphenanthrene	n/a	<	0.001	µg/L	EPA 625m	0.001	0.005			
2008/09-2	ME-CC	field blank	1/2/2009	Organic	1-Methylphenanthrene	n/a	DNQ	0.0029	µg/L	EPA 625m	0.001	0.005			
2008/09-2	ME-VR2	field duplicate	1/2/2009	Organic	1-Methylphenanthrene	n/a	<	0.001	µg/L	EPA 625m	0.001	0.005			
2008/09-2	ME-VR2	lab duplicate	1/2/2009	Organic	1-Methylphenanthrene	n/a	<	0.001	µg/L	EPA 625m	0.001	0.005	0	30	
2008/09-2	ME-VR2	matrix spike	1/2/2009	Organic	1-Methylphenanthrene	n/a	=	0.4599	µg/L	EPA 625m	0.001	0.005			
2008/09-2	ME-VR2	matrix spike dup	1/2/2009	Organic	1-Methylphenanthrene	n/a	=	0.5108	µg/L	EPA 625m	0.001	0.005			
2008/09-2	ME-VR2	matrix spike dup, rec	1/2/2009	Organic	1-Methylphenanthrene	n/a	=	110	%	EPA 625m	-88	-88	65	133	
2008/09-2	ME-VR2	matrix spike, rec	1/2/2009	Organic	1-Methylphenanthrene	n/a	=	101	%	EPA 625m	-88	-88	65	133	
2008/09-2	ME-VR2	matrix spike, RPD	1/2/2009	Organic	1-Methylphenanthrene	n/a	=	9	%	EPA 625m	-88	-88	0	30	
2008/09-2	Lab	LCS	1/2/2009	Organic	2,3,5-Trimethylnaphthalene	n/a	=	0.2371	µg/L	EPA 625m	0.001	0.005			
2008/09-2	Lab	LCS dup	1/2/2009	Organic	2,3,5-Trimethylnaphthalene	n/a	=	0.2305	µg/L	EPA 625m	0.001	0.005			
2008/09-2	Lab	LCS dup, rec	1/2/2009	Organic	2,3,5-Trimethylnaphthalene	n/a	=	80	%	EPA 625m	-88	-88	60	121	
2008/09-2	Lab	LCS, rec	1/2/2009	Organic	2,3,5-Trimethylnaphthalene	n/a	=	82	%	EPA 625m	-88	-88	60	121	
2008/09-2	Lab	LCS, RPD	1/2/2009	Organic	2,3,5-Trimethylnaphthalene	n/a	=	2	%	EPA 625m	-88	-88	0	30	
2008/09-2	Lab	method blank	1/2/2009	Organic	2,3,5-Trimethylnaphthalene	n/a	<	0.001	µg/L	EPA 625m	0.001	0.005			
2008/09-2	ME-CC	field blank	1/2/2009	Organic	2,3,5-Trimethylnaphthalene	n/a	<	0.001	µg/L	EPA 625m	0.001	0.005			
2008/09-2	ME-VR2	field duplicate	1/2/2009	Organic	2,3,5-Trimethylnaphthalene	n/a	<	0.001	µg/L	EPA 625m	0.001	0.005			
2008/09-2	ME-VR2	lab duplicate	1/2/2009	Organic	2,3,5-Trimethylnaphthalene	n/a	<	0.001	µg/L	EPA 625m	0.001	0.005	0	30	
2008/09-2	ME-VR2	matrix spike	1/2/2009	Organic	2,3,5-Trimethylnaphthalene	n/a	=	0.3859	µg/L	EPA 625m	0.001	0.005			
2008/09-2	ME-VR2	matrix spike dup	1/2/2009	Organic	2,3,5-Trimethylnaphthalene	n/a	=	0.3632	µg/L	EPA 625m	0.001	0.005			
2008/09-2	ME-VR2	matrix spike dup, rec	1/2/2009	Organic	2,3,5-Trimethylnaphthalene	n/a	=	78	%	EPA 625m	-88	-88	60	121	
2008/09-2	ME-VR2	matrix spike, rec	1/2/2009	Organic	2,3,5-Trimethylnaphthalene	n/a	=	85	%	EPA 625m	-88	-88	60	121	
2008/09-2	ME-VR2	matrix spike, RPD	1/2/2009	Organic	2,3,5-Trimethylnaphthalene	n/a	=	9	%	EPA 625m	-88	-88	0	30	
2008/09-2	Lab	srgt LCS	1/2/2009	Organic	2,4,6-Tribromophenol	n/a	=	0.395	µg/L	EPA 625m	-88	-88	54	126	
2008/09-2	Lab	srgt LCS dup	1/2/2009	Organic	2,4,6-Tribromophenol	n/a	=	0.38	µg/L	EPA 625m	-88	-88	54	126	
2008/09-2	Lab	srgt LCS dup, rec	1/2/2009	Organic	2,4,6-Tribromophenol	n/a	=	76	%	EPA 625m	-88	-88	54	126	
2008/09-2	Lab	srgt LCS, rec	1/2/2009	Organic	2,4,6-Tribromophenol	n/a	=	79	%	EPA 625m	-88	-88	54	126	
2008/09-2	Lab	srgt LCS, RPD	1/2/2009	Organic	2,4,6-Tribromophenol	n/a	=	4	%	EPA 625m	-88	-88	0	30	
2008/09-2	Lab	srgt method blank	1/2/2009	Organic	2,4,6-Tribromophenol	n/a	=	0.365	µg/L	EPA 625m	-88	-88	54	126	
2008/09-2	Lab	srgt method blank, rec	1/2/2009	Organic	2,4,6-Tribromophenol	n/a	=	73	%	EPA 625m	-88	-88	54	126	
2008/09-2	ME-CC	srgt environ	1/2/2009	Organic	2,4,6-Tribromophenol	n/a	=	0.355	µg/L	EPA 625m	-88	-88	54	126	
2008/09-2	ME-CC	srgt environ, rec	1/2/2009	Organic	2,4,6-Tribromophenol	n/a	=	71	%	EPA 625m	-88	-88	54	126	
2008/09-2	ME-CC	srgt field blank	1/2/2009	Organic	2,4,6-Tribromophenol	n/a	=	0.32	µg/L	EPA 625m	-88	-88	54	126	

Appendix G
2008/09 QA/QC Analysis Results

Event ID	Site ID	QA/QC Sample Type	Analysis Date	Classification	Constituent	Fraction	Sign	Result	Units	Method	MDL	RL	QA LCL	QA UCL	DQO Comp.
2008/09-2	ME-CC	srgt field blank, rec	1/2/2009	Organic	2,4,6-Tribromophenol	n/a	=	64	%	EPA 625m	-88	-88	54	126	
2008/09-2	ME-SCR	srgt environ	1/2/2009	Organic	2,4,6-Tribromophenol	n/a	=	0.39	µg/L	EPA 625m	-88	-88	54	126	
2008/09-2	ME-SCR	srgt environ, rec	1/2/2009	Organic	2,4,6-Tribromophenol	n/a	=	78	%	EPA 625m	-88	-88	54	126	
2008/09-2	ME-VR2	srgt environ	1/2/2009	Organic	2,4,6-Tribromophenol	n/a	=	0.375	µg/L	EPA 625m	-88	-88	54	126	
2008/09-2	ME-VR2	srgt environ	1/2/2009	Organic	2,4,6-Tribromophenol	n/a	=	0.27	µg/L	EPA 625m	-88	-88	54	126	
2008/09-2	ME-VR2	srgt environ	1/2/2009	Organic	2,4,6-Tribromophenol	n/a	=	0.21	µg/L	EPA 625m	-88	-88	-88	-88	
2008/09-2	ME-VR2	srgt environ, rec	1/2/2009	Organic	2,4,6-Tribromophenol	n/a	=	75	%	EPA 625m	-88	-88	54	126	
2008/09-2	ME-VR2	srgt environ, rec	1/2/2009	Organic	2,4,6-Tribromophenol	n/a	=	42	%	EPA 625m	-88	-88	54	126	
2008/09-2	ME-VR2	srgt environ, rec	1/2/2009	Organic	2,4,6-Tribromophenol	n/a	=	54	%	EPA 625m	-88	-88	54	126	
2008/09-2	ME-VR2	srgt matrix spike	1/2/2009	Organic	2,4,6-Tribromophenol	n/a	=	0.39	µg/L	EPA 625m	-88	-88	54	126	
2008/09-2	ME-VR2	srgt matrix spike dup	1/2/2009	Organic	2,4,6-Tribromophenol	n/a	=	0.39	µg/L	EPA 625m	-88	-88	54	126	
2008/09-2	ME-VR2	srgt matrix spike dup, rec	1/2/2009	Organic	2,4,6-Tribromophenol	n/a	=	78	%	EPA 625m	-88	-88	54	126	
2008/09-2	ME-VR2	srgt matrix spike, rec	1/2/2009	Organic	2,4,6-Tribromophenol	n/a	=	78	%	EPA 625m	-88	-88	54	126	
2008/09-2	ME-VR2	srgt matrix spike, RPD	1/2/2009	Organic	2,4,6-Tribromophenol	n/a	=	0	%	EPA 625m	-88	-88	0	30	
2008/09-2	Lab	method blank	1/2/2009	Organic	2,4,6-Trichlorophenol	n/a	<	0.05	µg/L	EPA 625m	0.05	0.1			
2008/09-2	ME-CC	field blank	1/2/2009	Organic	2,4,6-Trichlorophenol	n/a	<	0.05	µg/L	EPA 625m	0.05	0.1			
2008/09-2	ME-VR2	field duplicate	1/2/2009	Organic	2,4,6-Trichlorophenol	n/a	<	0.05	µg/L	EPA 625m	0.05	0.1			
2008/09-2	ME-VR2	lab duplicate	1/2/2009	Organic	2,4,6-Trichlorophenol	n/a	<	0.05	µg/L	EPA 625m	0.05	0.1	0	30	
2008/09-2	Lab	method blank	1/2/2009	Organic	2,4-Dichlorophenol	n/a	<	0.05	µg/L	EPA 625m	0.05	0.1			
2008/09-2	ME-CC	field blank	1/2/2009	Organic	2,4-Dichlorophenol	n/a	<	0.05	µg/L	EPA 625m	0.05	0.1			
2008/09-2	ME-VR2	field duplicate	1/2/2009	Organic	2,4-Dichlorophenol	n/a	<	0.05	µg/L	EPA 625m	0.05	0.1			
2008/09-2	ME-VR2	lab duplicate	1/2/2009	Organic	2,4-Dichlorophenol	n/a	<	0.05	µg/L	EPA 625m	0.05	0.1	0	30	
2008/09-2	Lab	srgt method blank, rec	12/22/2008	Organic	2,4-Dichlorophenylacetic acid	n/a	=	89	%	EPA 8151A	-88	-88	0	123	
2008/09-2	Lab	srgt method blank	12/22/2008	Organic	2,4-Dichlorophenylacetic acid	n/a	=	-88	µg/L	EPA 8151A	-88	-88	-88	-88	
2008/09-2	ME-CC	srgt environ, rec	12/23/2008	Organic	2,4-Dichlorophenylacetic acid	n/a	=	125	%	EPA 8151A	-88	-88	0	123	
2008/09-2	ME-CC	srgt environ	12/23/2008	Organic	2,4-Dichlorophenylacetic acid	n/a	=	-88	µg/L	EPA 8151A	-88	-88	-88	-88	
2008/09-2	ME-SCR	srgt environ, rec	12/23/2008	Organic	2,4-Dichlorophenylacetic acid	n/a	=	68	%	EPA 8151A	-88	-88	0	123	
2008/09-2	ME-SCR	srgt environ	12/23/2008	Organic	2,4-Dichlorophenylacetic acid	n/a	=	-88	µg/L	EPA 8151A	-88	-88	-88	-88	
2008/09-2	ME-VR2	srgt environ, rec	12/23/2008	Organic	2,4-Dichlorophenylacetic acid	n/a	=	144	%	EPA 8151A	-88	-88	0	123	
2008/09-2	ME-VR2	srgt environ, rec	12/23/2008	Organic	2,4-Dichlorophenylacetic acid	n/a	=	124	%	EPA 8151A	-88	-88	0	123	
2008/09-2	ME-VR2	srgt environ	12/23/2008	Organic	2,4-Dichlorophenylacetic acid	n/a	=	-88	µg/L	EPA 8151A	-88	-88	-88	-88	
2008/09-2	ME-VR2	srgt environ	12/23/2008	Organic	2,4-Dichlorophenylacetic acid	n/a	=	-88	µg/L	EPA 8151A	-88	-88	-88	-88	
2008/09-2	Lab	method blank	1/2/2009	Organic	2,4-Dimethylphenol	n/a	<	0.1	µg/L	EPA 625m	0.1	0.2			
2008/09-2	ME-CC	field blank	1/2/2009	Organic	2,4-Dimethylphenol	n/a	<	0.1	µg/L	EPA 625m	0.1	0.2			
2008/09-2	ME-VR2	field duplicate	1/2/2009	Organic	2,4-Dimethylphenol	n/a	<	0.1	µg/L	EPA 625m	0.1	0.2			
2008/09-2	ME-VR2	lab duplicate	1/2/2009	Organic	2,4-Dimethylphenol	n/a	<	0.1	µg/L	EPA 625m	0.1	0.2	0	30	
2008/09-2	Lab	method blank	1/2/2009	Organic	2,4-Dinitrophenol	n/a	<	0.1	µg/L	EPA 625m	0.1	0.2			
2008/09-2	ME-CC	field blank	1/2/2009	Organic	2,4-Dinitrophenol	n/a	<	0.1	µg/L	EPA 625m	0.1	0.2			
2008/09-2	ME-VR2	field duplicate	1/2/2009	Organic	2,4-Dinitrophenol	n/a	<	0.1	µg/L	EPA 625m	0.1	0.2			
2008/09-2	ME-VR2	lab duplicate	1/2/2009	Organic	2,4-Dinitrophenol	n/a	<	0.1	µg/L	EPA 625m	0.1	0.2	0	30	
2008/09-2	Lab	LCS	1/2/2009	Organic	2,4-Dinitrotoluene	n/a	=	0.3713	µg/L	EPA 625m	0.05	0.1			
2008/09-2	Lab	LCS dup	1/2/2009	Organic	2,4-Dinitrotoluene	n/a	=	0.3531	µg/L	EPA 625m	0.05	0.1			
2008/09-2	Lab	LCS dup, rec	1/2/2009	Organic	2,4-Dinitrotoluene	n/a	=	61	%	EPA 625m	-88	-88	59	142	
2008/09-2	Lab	LCS, rec	1/2/2009	Organic	2,4-Dinitrotoluene	n/a	=	64	%	EPA 625m	-88	-88	59	142	
2008/09-2	Lab	LCS, RPD	1/2/2009	Organic	2,4-Dinitrotoluene	n/a	=	5	%	EPA 625m	-88	-88	0	30	
2008/09-2	Lab	method blank	1/2/2009	Organic	2,4-Dinitrotoluene	n/a	<	0.05	µg/L	EPA 625m	0.05	0.1			
2008/09-2	ME-CC	field blank	1/2/2009	Organic	2,4-Dinitrotoluene	n/a	<	0.05	µg/L	EPA 625m	0.05	0.1			
2008/09-2	ME-VR2	field duplicate	1/2/2009	Organic	2,4-Dinitrotoluene	n/a	<	0.05	µg/L	EPA 625m	0.05	0.1			
2008/09-2	ME-VR2	lab duplicate	1/2/2009	Organic	2,4-Dinitrotoluene	n/a	<	0.05	µg/L	EPA 625m	0.05	0.1	0	30	
2008/09-2	ME-VR2	matrix spike	1/2/2009	Organic	2,4-Dinitrotoluene	n/a	=	0.8547	µg/L	EPA 625m	0.05	0.1			
2008/09-2	ME-VR2	matrix spike dup	1/2/2009	Organic	2,4-Dinitrotoluene	n/a	=	0.8617	µg/L	EPA 625m	0.05	0.1			
2008/09-2	ME-VR2	matrix spike dup, rec	1/2/2009	Organic	2,4-Dinitrotoluene	n/a	=	93	%	EPA 625m	-88	-88	59	142	
2008/09-2	ME-VR2	matrix spike, rec	1/2/2009	Organic	2,4-Dinitrotoluene	n/a	=	94	%	EPA 625m	-88	-88	59	142	
2008/09-2	ME-VR2	matrix spike, RPD	1/2/2009	Organic	2,4-Dinitrotoluene	n/a	=	1	%	EPA 625m	-88	-88	0	30	
2008/09-2	Lab	LCS	1/2/2009	Organic	2,6-Dimethylnaphthalene	n/a	=	0.2184	µg/L	EPA 625m	0.001	0.005			
2008/09-2	Lab	LCS dup	1/2/2009	Organic	2,6-Dimethylnaphthalene	n/a	=	0.2298	µg/L	EPA 625m	0.001	0.005			

Appendix G
2008/09 QA/QC Analysis Results

Event ID	Site ID	QA/QC Sample Type	Analysis Date	Classification	Constituent	Fraction	Sign	Result	Units	Method	MDL	RL	QA LCL	QA UCL	DQO Comp.
2008/09-2	Lab	LCS dup, rec	1/2/2009	Organic	2,6-Dimethylnaphthalene	n/a	=	79	%	EPA 625m	-88	-88	56	114	
2008/09-2	Lab	LCS rec	1/2/2009	Organic	2,6-Dimethylnaphthalene	n/a	=	75	%	EPA 625m	-88	-88	56	114	
2008/09-2	Lab	LCS, RPD	1/2/2009	Organic	2,6-Dimethylnaphthalene	n/a	=	5	%	EPA 625m	-88	-88	0	30	
2008/09-2	Lab	method blank	1/2/2009	Organic	2,6-Dimethylnaphthalene	n/a	<	0.001	µg/L	EPA 625m	0.001	0.005			
2008/09-2	ME-CC	field blank	1/2/2009	Organic	2,6-Dimethylnaphthalene	n/a	DNQ	0.002	µg/L	EPA 625m	0.001	0.005			
2008/09-2	ME-VR2	field duplicate	1/2/2009	Organic	2,6-Dimethylnaphthalene	n/a	<	0.001	µg/L	EPA 625m	0.001	0.005			
2008/09-2	ME-VR2	lab duplicate	1/2/2009	Organic	2,6-Dimethylnaphthalene	n/a	<	0.001	µg/L	EPA 625m	0.001	0.005	0	30	
2008/09-2	ME-VR2	matrix spike	1/2/2009	Organic	2,6-Dimethylnaphthalene	n/a	=	0.3799	µg/L	EPA 625m	0.001	0.005			
2008/09-2	ME-VR2	matrix spike dup	1/2/2009	Organic	2,6-Dimethylnaphthalene	n/a	=	0.3585	µg/L	EPA 625m	0.001	0.005			
2008/09-2	ME-VR2	matrix spike dup, rec	1/2/2009	Organic	2,6-Dimethylnaphthalene	n/a	=	77	%	EPA 625m	-88	-88	56	114	
2008/09-2	ME-VR2	matrix spike, rec	1/2/2009	Organic	2,6-Dimethylnaphthalene	n/a	=	84	%	EPA 625m	-88	-88	56	114	
2008/09-2	ME-VR2	matrix spike, RPD	1/2/2009	Organic	2,6-Dimethylnaphthalene	n/a	=	9	%	EPA 625m	-88	-88	0	30	
2008/09-2	Lab	method blank	1/2/2009	Organic	2,6-Dinitrotoluene	n/a	<	0.05	µg/L	EPA 625m	0.05	0.1			
2008/09-2	ME-CC	field blank	1/2/2009	Organic	2,6-Dinitrotoluene	n/a	<	0.05	µg/L	EPA 625m	0.05	0.1			
2008/09-2	ME-VR2	field duplicate	1/2/2009	Organic	2,6-Dinitrotoluene	n/a	<	0.05	µg/L	EPA 625m	0.05	0.1			
2008/09-2	ME-VR2	lab duplicate	1/2/2009	Organic	2,6-Dinitrotoluene	n/a	<	0.05	µg/L	EPA 625m	0.05	0.1	0	30	
2008/09-2	Lab	method blank	1/2/2009	Organic	2-Chloronaphthalene	n/a	<	0.05	µg/L	EPA 625m	0.05	0.1			
2008/09-2	ME-CC	field blank	1/2/2009	Organic	2-Chloronaphthalene	n/a	<	0.05	µg/L	EPA 625m	0.05	0.1			
2008/09-2	ME-VR2	field duplicate	1/2/2009	Organic	2-Chloronaphthalene	n/a	<	0.05	µg/L	EPA 625m	0.05	0.1			
2008/09-2	ME-VR2	lab duplicate	1/2/2009	Organic	2-Chloronaphthalene	n/a	<	0.05	µg/L	EPA 625m	0.05	0.1	0	30	
2008/09-2	Lab	LCS	1/2/2009	Organic	2-Chlorophenol	n/a	=	1.4287	µg/L	EPA 625m	0.05	0.1			
2008/09-2	Lab	LCS dup	1/2/2009	Organic	2-Chlorophenol	n/a	=	1.6712	µg/L	EPA 625m	0.05	0.1			
2008/09-2	Lab	LCS dup, rec	1/2/2009	Organic	2-Chlorophenol	n/a	=	58	%	EPA 625m	-88	-88	24	124	
2008/09-2	Lab	LCS, rec	1/2/2009	Organic	2-Chlorophenol	n/a	=	49	%	EPA 625m	-88	-88	24	124	
2008/09-2	Lab	LCS, RPD	1/2/2009	Organic	2-Chlorophenol	n/a	=	17	%	EPA 625m	-88	-88	0	30	
2008/09-2	Lab	method blank	1/2/2009	Organic	2-Chlorophenol	n/a	<	0.05	µg/L	EPA 625m	0.05	0.1			
2008/09-2	ME-CC	field blank	1/2/2009	Organic	2-Chlorophenol	n/a	<	0.05	µg/L	EPA 625m	0.05	0.1			
2008/09-2	ME-VR2	field duplicate	1/2/2009	Organic	2-Chlorophenol	n/a	<	0.05	µg/L	EPA 625m	0.05	0.1			
2008/09-2	ME-VR2	lab duplicate	1/2/2009	Organic	2-Chlorophenol	n/a	<	0.05	µg/L	EPA 625m	0.05	0.1	0	30	
2008/09-2	ME-VR2	matrix spike	1/2/2009	Organic	2-Chlorophenol	n/a	=	2.6827	µg/L	EPA 625m	0.05	0.1			
2008/09-2	ME-VR2	matrix spike dup	1/2/2009	Organic	2-Chlorophenol	n/a	=	2.3882	µg/L	EPA 625m	0.05	0.1			
2008/09-2	ME-VR2	matrix spike dup, rec	1/2/2009	Organic	2-Chlorophenol	n/a	=	51	%	EPA 625m	-88	-88	24	124	
2008/09-2	ME-VR2	matrix spike, rec	1/2/2009	Organic	2-Chlorophenol	n/a	=	59	%	EPA 625m	-88	-88	24	124	
2008/09-2	ME-VR2	matrix spike, RPD	1/2/2009	Organic	2-Chlorophenol	n/a	=	15	%	EPA 625m	-88	-88	0	30	
2008/09-2	Lab	method blank	1/2/2009	Organic	2-Methyl-4,6-dinitrophenol	n/a	<	0.1	µg/L	EPA 625m	0.1	0.2			
2008/09-2	ME-CC	field blank	1/2/2009	Organic	2-Methyl-4,6-dinitrophenol	n/a	<	0.1	µg/L	EPA 625m	0.1	0.2			
2008/09-2	ME-VR2	field duplicate	1/2/2009	Organic	2-Methyl-4,6-dinitrophenol	n/a	<	0.1	µg/L	EPA 625m	0.1	0.2			
2008/09-2	ME-VR2	lab duplicate	1/2/2009	Organic	2-Methyl-4,6-dinitrophenol	n/a	<	0.1	µg/L	EPA 625m	0.1	0.2	0	30	
2008/09-2	Lab	LCS	1/2/2009	Organic	2-Methylnaphthalene	n/a	=	0.2197	µg/L	EPA 625m	0.001	0.005			
2008/09-2	Lab	LCS dup	1/2/2009	Organic	2-Methylnaphthalene	n/a	=	0.2246	µg/L	EPA 625m	0.001	0.005			
2008/09-2	Lab	LCS dup, rec	1/2/2009	Organic	2-Methylnaphthalene	n/a	=	78	%	EPA 625m	-88	-88	44	124	
2008/09-2	Lab	LCS, rec	1/2/2009	Organic	2-Methylnaphthalene	n/a	=	76	%	EPA 625m	-88	-88	44	124	
2008/09-2	Lab	LCS, RPD	1/2/2009	Organic	2-Methylnaphthalene	n/a	=	3	%	EPA 625m	-88	-88	0	30	
2008/09-2	Lab	method blank	1/2/2009	Organic	2-Methylnaphthalene	n/a	<	0.001	µg/L	EPA 625m	0.001	0.005			
2008/09-2	ME-CC	field blank	1/2/2009	Organic	2-Methylnaphthalene	n/a	=	0.0084	µg/L	EPA 625m	0.001	0.005			
2008/09-2	ME-VR2	field duplicate	1/2/2009	Organic	2-Methylnaphthalene	n/a	DNQ	0.0023	µg/L	EPA 625m	0.001	0.005			
2008/09-2	ME-VR2	lab duplicate	1/2/2009	Organic	2-Methylnaphthalene	n/a	DNQ	0.0029	µg/L	EPA 625m	0.001	0.005	0	30	
2008/09-2	ME-VR2	matrix spike	1/2/2009	Organic	2-Methylnaphthalene	n/a	=	0.3812	µg/L	EPA 625m	0.001	0.005			
2008/09-2	ME-VR2	matrix spike dup	1/2/2009	Organic	2-Methylnaphthalene	n/a	=	0.3431	µg/L	EPA 625m	0.001	0.005			
2008/09-2	ME-VR2	matrix spike dup, rec	1/2/2009	Organic	2-Methylnaphthalene	n/a	=	73	%	EPA 625m	-88	-88	44	124	
2008/09-2	ME-VR2	matrix spike, rec	1/2/2009	Organic	2-Methylnaphthalene	n/a	=	83	%	EPA 625m	-88	-88	44	124	
2008/09-2	ME-VR2	matrix spike, RPD	1/2/2009	Organic	2-Methylnaphthalene	n/a	=	13	%	EPA 625m	-88	-88	0	30	
2008/09-2	Lab	method blank	1/2/2009	Organic	2-Nitrophenol	n/a	<	0.1	µg/L	EPA 625m	0.1	0.2			
2008/09-2	ME-CC	field blank	1/2/2009	Organic	2-Nitrophenol	n/a	<	0.1	µg/L	EPA 625m	0.1	0.2			
2008/09-2	ME-VR2	field duplicate	1/2/2009	Organic	2-Nitrophenol	n/a	<	0.1	µg/L	EPA 625m	0.1	0.2			
2008/09-2	ME-VR2	lab duplicate	1/2/2009	Organic	2-Nitrophenol	n/a	<	0.1	µg/L	EPA 625m	0.1	0.2	0	30	

Appendix G
2008/09 QA/QC Analysis Results

Event ID	Site ID	QA/QC Sample Type	Analysis Date	Classification	Constituent	Fraction	Sign	Result	Units	Method	MDL	RL	QA LCL	QA UCL	DQO Comp.
2008/09-2	Lab	method blank	1/2/2009	Organic	3,3'-Dichlorobenzidine	n/a	<	0.05	µg/L	EPA 625m	0.05	0.1			
2008/09-2	ME-CC	field blank	1/2/2009	Organic	3,3'-Dichlorobenzidine	n/a	<	0.05	µg/L	EPA 625m	0.05	0.1			
2008/09-2	ME-VR2	field duplicate	1/2/2009	Organic	3,3'-Dichlorobenzidine	n/a	<	0.05	µg/L	EPA 625m	0.05	0.1			
2008/09-2	ME-VR2	lab duplicate	1/2/2009	Organic	3,3'-Dichlorobenzidine	n/a	<	0.05	µg/L	EPA 625m	0.05	0.1	0	30	
2008/09-2	Lab	method blank	1/2/2009	Organic	4-Bromophenyl phenyl ether	n/a	<	0.05	µg/L	EPA 625m	0.05	0.1			
2008/09-2	ME-CC	field blank	1/2/2009	Organic	4-Bromophenyl phenyl ether	n/a	<	0.05	µg/L	EPA 625m	0.05	0.1			
2008/09-2	ME-VR2	field duplicate	1/2/2009	Organic	4-Bromophenyl phenyl ether	n/a	<	0.05	µg/L	EPA 625m	0.05	0.1			
2008/09-2	ME-VR2	lab duplicate	1/2/2009	Organic	4-Bromophenyl phenyl ether	n/a	<	0.05	µg/L	EPA 625m	0.05	0.1	0	30	
2008/09-2	Lab	LCS	1/2/2009	Organic	4-Chloro-3-methylphenol	n/a	=	2.3397	µg/L	EPA 625m	0.1	0.2			
2008/09-2	Lab	LCS dup	1/2/2009	Organic	4-Chloro-3-methylphenol	n/a	=	2.1373	µg/L	EPA 625m	0.1	0.2			
2008/09-2	Lab	LCS dup, rec	1/2/2009	Organic	4-Chloro-3-methylphenol	n/a	=	74	%	EPA 625m	-88	-88	44	131	
2008/09-2	Lab	LCS, rec	1/2/2009	Organic	4-Chloro-3-methylphenol	n/a	=	81	%	EPA 625m	-88	-88	44	131	
2008/09-2	Lab	LCS, RPD	1/2/2009	Organic	4-Chloro-3-methylphenol	n/a	=	9	%	EPA 625m	-88	-88	0	30	
2008/09-2	Lab	method blank	1/2/2009	Organic	4-Chloro-3-methylphenol	n/a	<	0.1	µg/L	EPA 625m	0.1	0.2			
2008/09-2	ME-CC	field blank	1/2/2009	Organic	4-Chloro-3-methylphenol	n/a	<	0.1	µg/L	EPA 625m	0.1	0.2			
2008/09-2	ME-VR2	field duplicate	1/2/2009	Organic	4-Chloro-3-methylphenol	n/a	<	0.1	µg/L	EPA 625m	0.1	0.2			
2008/09-2	ME-VR2	lab duplicate	1/2/2009	Organic	4-Chloro-3-methylphenol	n/a	<	0.1	µg/L	EPA 625m	0.1	0.2	0	30	
2008/09-2	ME-VR2	matrix spike	1/2/2009	Organic	4-Chloro-3-methylphenol	n/a	=	3.7537	µg/L	EPA 625m	0.1	0.2			
2008/09-2	ME-VR2	matrix spike dup	1/2/2009	Organic	4-Chloro-3-methylphenol	n/a	=	3.5417	µg/L	EPA 625m	0.1	0.2			
2008/09-2	ME-VR2	matrix spike dup, rec	1/2/2009	Organic	4-Chloro-3-methylphenol	n/a	=	76	%	EPA 625m	-88	-88	44	131	
2008/09-2	ME-VR2	matrix spike, rec	1/2/2009	Organic	4-Chloro-3-methylphenol	n/a	=	83	%	EPA 625m	-88	-88	44	131	
2008/09-2	ME-VR2	matrix spike, RPD	1/2/2009	Organic	4-Chloro-3-methylphenol	n/a	=	9	%	EPA 625m	-88	-88	0	30	
2008/09-2	Lab	method blank	1/2/2009	Organic	4-Chlorophenyl phenyl ether	n/a	<	0.05	µg/L	EPA 625m	0.05	0.1			
2008/09-2	ME-CC	field blank	1/2/2009	Organic	4-Chlorophenyl phenyl ether	n/a	<	0.05	µg/L	EPA 625m	0.05	0.1			
2008/09-2	ME-VR2	field duplicate	1/2/2009	Organic	4-Chlorophenyl phenyl ether	n/a	<	0.05	µg/L	EPA 625m	0.05	0.1			
2008/09-2	ME-VR2	lab duplicate	1/2/2009	Organic	4-Chlorophenyl phenyl ether	n/a	<	0.05	µg/L	EPA 625m	0.05	0.1	0	30	
2008/09-2	Lab	LCS	1/2/2009	Organic	4-Nitrophenol	n/a	DNQ	0.1353	µg/L	EPA 625m	0.1	0.2			
2008/09-2	Lab	LCS dup	1/2/2009	Organic	4-Nitrophenol	n/a	DNQ	0.1401	µg/L	EPA 625m	0.1	0.2			
2008/09-2	Lab	LCS dup, rec	1/2/2009	Organic	4-Nitrophenol	n/a	DNQ	5	%	EPA 625m	-88	-88	0	169	
2008/09-2	Lab	LCS, rec	1/2/2009	Organic	4-Nitrophenol	n/a	DNQ	5	%	EPA 625m	-88	-88	0	169	
2008/09-2	Lab	LCS, RPD	1/2/2009	Organic	4-Nitrophenol	n/a	=	0	%	EPA 625m	-88	-88	0	30	
2008/09-2	Lab	method blank	1/2/2009	Organic	4-Nitrophenol	n/a	<	0.1	µg/L	EPA 625m	0.1	0.2			
2008/09-2	ME-CC	field blank	1/2/2009	Organic	4-Nitrophenol	n/a	<	0.1	µg/L	EPA 625m	0.1	0.2			
2008/09-2	ME-VR2	field duplicate	1/2/2009	Organic	4-Nitrophenol	n/a	<	0.1	µg/L	EPA 625m	0.1	0.2			
2008/09-2	ME-VR2	lab duplicate	1/2/2009	Organic	4-Nitrophenol	n/a	<	0.1	µg/L	EPA 625m	0.1	0.2	0	30	
2008/09-2	ME-VR2	matrix spike	1/2/2009	Organic	4-Nitrophenol	n/a	DNQ	0.1982	µg/L	EPA 625m	0.1	0.2			
2008/09-2	ME-VR2	matrix spike dup	1/2/2009	Organic	4-Nitrophenol	n/a	DNQ	0.1849	µg/L	EPA 625m	0.1	0.2			
2008/09-2	ME-VR2	matrix spike dup, rec	1/2/2009	Organic	4-Nitrophenol	n/a	DNQ	4	%	EPA 625m	-88	-88	0	169	
2008/09-2	ME-VR2	matrix spike, rec	1/2/2009	Organic	4-Nitrophenol	n/a	DNQ	4	%	EPA 625m	-88	-88	0	169	
2008/09-2	ME-VR2	matrix spike, RPD	1/2/2009	Organic	4-Nitrophenol	n/a	=	0	%	EPA 625m	-88	-88	0	30	
2008/09-2	Lab	LCS	1/2/2009	Organic	Acenaphthene	n/a	=	0.6901	µg/L	EPA 625m	0.001	0.005			
2008/09-2	Lab	LCS dup	1/2/2009	Organic	Acenaphthene	n/a	=	0.6589	µg/L	EPA 625m	0.001	0.005			
2008/09-2	Lab	LCS dup, rec	1/2/2009	Organic	Acenaphthene	n/a	=	76	%	EPA 625m	-88	-88	61	116	
2008/09-2	Lab	LCS, rec	1/2/2009	Organic	Acenaphthene	n/a	=	79	%	EPA 625m	-88	-88	61	116	
2008/09-2	Lab	LCS, RPD	1/2/2009	Organic	Acenaphthene	n/a	=	4	%	EPA 625m	-88	-88	0	30	
2008/09-2	Lab	method blank	1/2/2009	Organic	Acenaphthene	n/a	<	0.001	µg/L	EPA 625m	0.001	0.005			
2008/09-2	ME-CC	field blank	1/2/2009	Organic	Acenaphthene	n/a	=	0.0056	µg/L	EPA 625m	0.001	0.005			
2008/09-2	ME-VR2	field duplicate	1/2/2009	Organic	Acenaphthene	n/a	DNQ	0.0036	µg/L	EPA 625m	0.001	0.005			
2008/09-2	ME-VR2	lab duplicate	1/2/2009	Organic	Acenaphthene	n/a	DNQ	0.0019	µg/L	EPA 625m	0.001	0.005	0	30	
2008/09-2	ME-VR2	matrix spike	1/2/2009	Organic	Acenaphthene	n/a	=	1.008	µg/L	EPA 625m	0.001	0.005			
2008/09-2	ME-VR2	matrix spike dup	1/2/2009	Organic	Acenaphthene	n/a	=	0.97	µg/L	EPA 625m	0.001	0.005			
2008/09-2	ME-VR2	matrix spike dup, rec	1/2/2009	Organic	Acenaphthene	n/a	=	69	%	EPA 625m	-88	-88	61	116	
2008/09-2	ME-VR2	matrix spike, rec	1/2/2009	Organic	Acenaphthene	n/a	=	74	%	EPA 625m	-88	-88	61	116	
2008/09-2	ME-VR2	matrix spike, RPD	1/2/2009	Organic	Acenaphthene	n/a	=	7	%	EPA 625m	-88	-88	0	30	
2008/09-2	Lab	srgt LCS	1/2/2009	Organic	Acenaphthene-d10	n/a	=	0.37	µg/L	EPA 625m	-88	-88	63	111	
2008/09-2	Lab	srgt LCS dup	1/2/2009	Organic	Acenaphthene-d10	n/a	=	0.335	µg/L	EPA 625m	-88	-88	63	111	

Appendix G
2008/09 QA/QC Analysis Results

Event ID	Site ID	QA/QC Sample Type	Analysis Date	Classification	Constituent	Fraction	Sign	Result	Units	Method	MDL	RL	QA LCL	QA UCL	DQO Comp.
2008/09-2	Lab	srgt LCS dup, rec	1/2/2009	Organic	Acenaphthene-d10	n/a	=	67	%	EPA 625m	-88	-88	63	111	
2008/09-2	Lab	srgt LCS, rec	1/2/2009	Organic	Acenaphthene-d10	n/a	=	74	%	EPA 625m	-88	-88	63	111	
2008/09-2	Lab	srgt LCS, RPD	1/2/2009	Organic	Acenaphthene-d10	n/a	=	10	%	EPA 625m	-88	-88	0	30	
2008/09-2	Lab	srgt method blank	1/2/2009	Organic	Acenaphthene-d10	n/a	=	0.365	µg/L	EPA 625m	-88	-88	63	111	
2008/09-2	Lab	srgt method blank, rec	1/2/2009	Organic	Acenaphthene-d10	n/a	=	73	%	EPA 625m	-88	-88	63	111	
2008/09-2	ME-CC	srgt environ	1/2/2009	Organic	Acenaphthene-d10	n/a	=	0.265	µg/L	EPA 625m	-88	-88	63	111	
2008/09-2	ME-CC	srgt environ, rec	1/2/2009	Organic	Acenaphthene-d10	n/a	=	53	%	EPA 625m	-88	-88	63	111	
2008/09-2	ME-CC	srgt field blank	1/2/2009	Organic	Acenaphthene-d10	n/a	=	0.27	µg/L	EPA 625m	-88	-88	63	111	
2008/09-2	ME-CC	srgt field blank, rec	1/2/2009	Organic	Acenaphthene-d10	n/a	=	54	%	EPA 625m	-88	-88	63	111	
2008/09-2	ME-SCR	srgt environ	1/2/2009	Organic	Acenaphthene-d10	n/a	=	0.29	µg/L	EPA 625m	-88	-88	63	111	
2008/09-2	ME-SCR	srgt environ, rec	1/2/2009	Organic	Acenaphthene-d10	n/a	=	58	%	EPA 625m	-88	-88	63	111	
2008/09-2	ME-VR2	srgt environ	1/2/2009	Organic	Acenaphthene-d10	n/a	=	0.285	µg/L	EPA 625m	-88	-88	63	111	
2008/09-2	ME-VR2	srgt environ	1/2/2009	Organic	Acenaphthene-d10	n/a	=	0.345	µg/L	EPA 625m	-88	-88	63	111	
2008/09-2	ME-VR2	srgt environ	1/2/2009	Organic	Acenaphthene-d10	n/a	=	0.34	µg/L	EPA 625m	-88	-88	-88	-88	
2008/09-2	ME-VR2	srgt environ, rec	1/2/2009	Organic	Acenaphthene-d10	n/a	=	69	%	EPA 625m	-88	-88	63	111	
2008/09-2	ME-VR2	srgt environ, rec	1/2/2009	Organic	Acenaphthene-d10	n/a	=	57	%	EPA 625m	-88	-88	63	111	
2008/09-2	ME-VR2	srgt environ, rec	1/2/2009	Organic	Acenaphthene-d10	n/a	=	68	%	EPA 625m	-88	-88	63	111	
2008/09-2	ME-VR2	srgt matrix spike	1/2/2009	Organic	Acenaphthene-d10	n/a	=	0.355	µg/L	EPA 625m	-88	-88	63	111	
2008/09-2	ME-VR2	srgt matrix spike dup	1/2/2009	Organic	Acenaphthene-d10	n/a	=	0.34	µg/L	EPA 625m	-88	-88	63	111	
2008/09-2	ME-VR2	srgt matrix spike dup, rec	1/2/2009	Organic	Acenaphthene-d10	n/a	=	68	%	EPA 625m	-88	-88	63	111	
2008/09-2	ME-VR2	srgt matrix spike, rec	1/2/2009	Organic	Acenaphthene-d10	n/a	=	71	%	EPA 625m	-88	-88	63	111	
2008/09-2	ME-VR2	srgt matrix spike, RPD	1/2/2009	Organic	Acenaphthene-d10	n/a	=	4	%	EPA 625m	-88	-88	0	30	
2008/09-2	Lab	LCS	1/2/2009	Organic	Acenaphthylene	n/a	=	0.2347	µg/L	EPA 625m	0.001	0.005			
2008/09-2	Lab	LCS dup	1/2/2009	Organic	Acenaphthylene	n/a	=	0.23	µg/L	EPA 625m	0.001	0.005			
2008/09-2	Lab	LCS dup, rec	1/2/2009	Organic	Acenaphthylene	n/a	=	79	%	EPA 625m	-88	-88	62	115	
2008/09-2	Lab	LCS, rec	1/2/2009	Organic	Acenaphthylene	n/a	=	81	%	EPA 625m	-88	-88	62	115	
2008/09-2	Lab	LCS, RPD	1/2/2009	Organic	Acenaphthylene	n/a	=	2	%	EPA 625m	-88	-88	0	30	
2008/09-2	Lab	method blank	1/2/2009	Organic	Acenaphthylene	n/a	<	0.001	µg/L	EPA 625m	0.001	0.005			
2008/09-2	ME-CC	field blank	1/2/2009	Organic	Acenaphthylene	n/a	DNQ	0.0012	µg/L	EPA 625m	0.001	0.005			
2008/09-2	ME-VR2	field duplicate	1/2/2009	Organic	Acenaphthylene	n/a	<	0.001	µg/L	EPA 625m	0.001	0.005			
2008/09-2	ME-VR2	lab duplicate	1/2/2009	Organic	Acenaphthylene	n/a	<	0.001	µg/L	EPA 625m	0.001	0.005	0	30	
2008/09-2	ME-VR2	matrix spike	1/2/2009	Organic	Acenaphthylene	n/a	=	0.3741	µg/L	EPA 625m	0.001	0.005			
2008/09-2	ME-VR2	matrix spike dup	1/2/2009	Organic	Acenaphthylene	n/a	=	0.358	µg/L	EPA 625m	0.001	0.005			
2008/09-2	ME-VR2	matrix spike dup, rec	1/2/2009	Organic	Acenaphthylene	n/a	=	77	%	EPA 625m	-88	-88	62	115	
2008/09-2	ME-VR2	matrix spike, rec	1/2/2009	Organic	Acenaphthylene	n/a	=	82	%	EPA 625m	-88	-88	62	115	
2008/09-2	ME-VR2	matrix spike, RPD	1/2/2009	Organic	Acenaphthylene	n/a	=	6	%	EPA 625m	-88	-88	0	30	
2008/09-2	Lab	LCS	1/2/2009	Organic	Anthracene	n/a	=	0.2554	µg/L	EPA 625m	0.001	0.005			
2008/09-2	Lab	LCS dup	1/2/2009	Organic	Anthracene	n/a	=	0.2554	µg/L	EPA 625m	0.001	0.005			
2008/09-2	Lab	LCS dup, rec	1/2/2009	Organic	Anthracene	n/a	=	88	%	EPA 625m	-88	-88	64	112	
2008/09-2	Lab	LCS, rec	1/2/2009	Organic	Anthracene	n/a	=	88	%	EPA 625m	-88	-88	64	112	
2008/09-2	Lab	LCS, RPD	1/2/2009	Organic	Anthracene	n/a	=	0	%	EPA 625m	-88	-88	0	30	
2008/09-2	Lab	method blank	1/2/2009	Organic	Anthracene	n/a	<	0.001	µg/L	EPA 625m	0.001	0.005			
2008/09-2	ME-CC	field blank	1/2/2009	Organic	Anthracene	n/a	DNQ	0.0035	µg/L	EPA 625m	0.001	0.005			
2008/09-2	ME-VR2	field duplicate	1/2/2009	Organic	Anthracene	n/a	<	0.001	µg/L	EPA 625m	0.001	0.005			
2008/09-2	ME-VR2	lab duplicate	1/2/2009	Organic	Anthracene	n/a	<	0.001	µg/L	EPA 625m	0.001	0.005	0	30	
2008/09-2	ME-VR2	matrix spike	1/2/2009	Organic	Anthracene	n/a	=	0.4012	µg/L	EPA 625m	0.001	0.005			
2008/09-2	ME-VR2	matrix spike dup	1/2/2009	Organic	Anthracene	n/a	=	0.4245	µg/L	EPA 625m	0.001	0.005			
2008/09-2	ME-VR2	matrix spike dup, rec	1/2/2009	Organic	Anthracene	n/a	=	91	%	EPA 625m	-88	-88	64	112	
2008/09-2	ME-VR2	matrix spike, rec	1/2/2009	Organic	Anthracene	n/a	=	88	%	EPA 625m	-88	-88	64	112	
2008/09-2	ME-VR2	matrix spike, RPD	1/2/2009	Organic	Anthracene	n/a	=	3	%	EPA 625m	-88	-88	0	30	
2008/09-2	Lab	method blank	1/2/2009	Organic	Azobenzene	n/a	<	0.05	µg/L	EPA 625m	0.05	0.1			
2008/09-2	ME-CC	field blank	1/2/2009	Organic	Azobenzene	n/a	<	0.05	µg/L	EPA 625m	0.05	0.1			
2008/09-2	ME-VR2	field duplicate	1/2/2009	Organic	Azobenzene	n/a	<	0.05	µg/L	EPA 625m	0.05	0.1			
2008/09-2	ME-VR2	lab duplicate	1/2/2009	Organic	Azobenzene	n/a	<	0.05	µg/L	EPA 625m	0.05	0.1	0	30	
2008/09-2	Lab	method blank	1/2/2009	Organic	Benzidine	n/a	<	0.05	µg/L	EPA 625m	0.05	0.1			
2008/09-2	ME-CC	field blank	1/2/2009	Organic	Benzidine	n/a	<	0.05	µg/L	EPA 625m	0.05	0.1			

Appendix G
2008/09 QA/QC Analysis Results

Event ID	Site ID	QA/QC Sample Type	Analysis Date	Classification	Constituent	Fraction	Sign	Result	Units	Method	MDL	RL	QA LCL	QA UCL	DQO Comp.
2008/09-2	ME-VR2	field duplicate	1/2/2009	Organic	Benzo(a)anthracene	n/a	<	0.05	µg/L	EPA 625m	0.05	0.1			
2008/09-2	ME-VR2	lab duplicate	1/2/2009	Organic	Benzo(a)anthracene	n/a	<	0.05	µg/L	EPA 625m	0.05	0.1	0	30	
2008/09-2	Lab	LCS	1/2/2009	Organic	Benzo(a)anthracene	n/a	=	0.3854	µg/L	EPA 625m	0.001	0.005			
2008/09-2	Lab	LCS dup	1/2/2009	Organic	Benzo(a)anthracene	n/a	=	0.3462	µg/L	EPA 625m	0.001	0.005			
2008/09-2	Lab	LCS dup, rec	1/2/2009	Organic	Benzo(a)anthracene	n/a	=	120	%	EPA 625m	-88	-88	56	151	
2008/09-2	Lab	LCS, rec	1/2/2009	Organic	Benzo(a)anthracene	n/a	=	133	%	EPA 625m	-88	-88	56	151	
2008/09-2	Lab	LCS, RPD	1/2/2009	Organic	Benzo(a)anthracene	n/a	=	10	%	EPA 625m	-88	-88	0	30	
2008/09-2	Lab	method blank	1/2/2009	Organic	Benzo(a)anthracene	n/a	<	0.001	µg/L	EPA 625m	0.001	0.005			
2008/09-2	ME-CC	field blank	1/2/2009	Organic	Benzo(a)anthracene	n/a	=	0.0079	µg/L	EPA 625m	0.001	0.005			
2008/09-2	ME-VR2	field duplicate	1/2/2009	Organic	Benzo(a)anthracene	n/a	<	0.001	µg/L	EPA 625m	0.001	0.005			
2008/09-2	ME-VR2	lab duplicate	1/2/2009	Organic	Benzo(a)anthracene	n/a	<	0.001	µg/L	EPA 625m	0.001	0.005	0	30	
2008/09-2	ME-VR2	matrix spike	1/2/2009	Organic	Benzo(a)anthracene	n/a	=	0.5561	µg/L	EPA 625m	0.001	0.005			
2008/09-2	ME-VR2	matrix spike dup	1/2/2009	Organic	Benzo(a)anthracene	n/a	=	0.5543	µg/L	EPA 625m	0.001	0.005			
2008/09-2	ME-VR2	matrix spike dup, rec	1/2/2009	Organic	Benzo(a)anthracene	n/a	=	119	%	EPA 625m	-88	-88	56	151	
2008/09-2	ME-VR2	matrix spike, rec	1/2/2009	Organic	Benzo(a)anthracene	n/a	=	122	%	EPA 625m	-88	-88	56	151	
2008/09-2	ME-VR2	matrix spike, RPD	1/2/2009	Organic	Benzo(a)anthracene	n/a	=	2	%	EPA 625m	-88	-88	0	30	
2008/09-2	Lab	LCS	1/2/2009	Organic	Benzo(a)pyrene	n/a	=	0.2563	µg/L	EPA 625m	0.001	0.005			
2008/09-2	Lab	LCS dup	1/2/2009	Organic	Benzo(a)pyrene	n/a	=	0.2468	µg/L	EPA 625m	0.001	0.005			
2008/09-2	Lab	LCS dup, rec	1/2/2009	Organic	Benzo(a)pyrene	n/a	=	85	%	EPA 625m	-88	-88	50	153	
2008/09-2	Lab	LCS, rec	1/2/2009	Organic	Benzo(a)pyrene	n/a	=	89	%	EPA 625m	-88	-88	50	153	
2008/09-2	Lab	LCS, RPD	1/2/2009	Organic	Benzo(a)pyrene	n/a	=	5	%	EPA 625m	-88	-88	0	30	
2008/09-2	Lab	method blank	1/2/2009	Organic	Benzo(a)pyrene	n/a	<	0.001	µg/L	EPA 625m	0.001	0.005			
2008/09-2	ME-CC	field blank	1/2/2009	Organic	Benzo(a)pyrene	n/a	=	0.0074	µg/L	EPA 625m	0.001	0.005			
2008/09-2	ME-VR2	field duplicate	1/2/2009	Organic	Benzo(a)pyrene	n/a	<	0.001	µg/L	EPA 625m	0.001	0.005			
2008/09-2	ME-VR2	lab duplicate	1/2/2009	Organic	Benzo(a)pyrene	n/a	<	0.001	µg/L	EPA 625m	0.001	0.005	0	30	
2008/09-2	ME-VR2	matrix spike	1/2/2009	Organic	Benzo(a)pyrene	n/a	=	0.3561	µg/L	EPA 625m	0.001	0.005			
2008/09-2	ME-VR2	matrix spike dup	1/2/2009	Organic	Benzo(a)pyrene	n/a	=	0.3454	µg/L	EPA 625m	0.001	0.005			
2008/09-2	ME-VR2	matrix spike dup, rec	1/2/2009	Organic	Benzo(a)pyrene	n/a	=	74	%	EPA 625m	-88	-88	50	153	
2008/09-2	ME-VR2	matrix spike, rec	1/2/2009	Organic	Benzo(a)pyrene	n/a	=	78	%	EPA 625m	-88	-88	50	153	
2008/09-2	ME-VR2	matrix spike, RPD	1/2/2009	Organic	Benzo(a)pyrene	n/a	=	5	%	EPA 625m	-88	-88	0	30	
2008/09-2	Lab	LCS	1/2/2009	Organic	Benzo(b)fluoranthene	n/a	=	0.2749	µg/L	EPA 625m	0.001	0.005			
2008/09-2	Lab	LCS dup	1/2/2009	Organic	Benzo(b)fluoranthene	n/a	=	0.2394	µg/L	EPA 625m	0.001	0.005			
2008/09-2	Lab	LCS dup, rec	1/2/2009	Organic	Benzo(b)fluoranthene	n/a	=	83	%	EPA 625m	-88	-88	45	155	
2008/09-2	Lab	LCS, rec	1/2/2009	Organic	Benzo(b)fluoranthene	n/a	=	95	%	EPA 625m	-88	-88	45	155	
2008/09-2	Lab	LCS, RPD	1/2/2009	Organic	Benzo(b)fluoranthene	n/a	=	13	%	EPA 625m	-88	-88	0	30	
2008/09-2	Lab	method blank	1/2/2009	Organic	Benzo(b)fluoranthene	n/a	<	0.001	µg/L	EPA 625m	0.001	0.005			
2008/09-2	ME-CC	field blank	1/2/2009	Organic	Benzo(b)fluoranthene	n/a	=	0.0173	µg/L	EPA 625m	0.001	0.005			
2008/09-2	ME-VR2	field duplicate	1/2/2009	Organic	Benzo(b)fluoranthene	n/a	<	0.001	µg/L	EPA 625m	0.001	0.005			
2008/09-2	ME-VR2	lab duplicate	1/2/2009	Organic	Benzo(b)fluoranthene	n/a	<	0.001	µg/L	EPA 625m	0.001	0.005	0	30	
2008/09-2	ME-VR2	matrix spike	1/2/2009	Organic	Benzo(b)fluoranthene	n/a	=	0.4971	µg/L	EPA 625m	0.001	0.005			
2008/09-2	ME-VR2	matrix spike dup	1/2/2009	Organic	Benzo(b)fluoranthene	n/a	=	0.5503	µg/L	EPA 625m	0.001	0.005			
2008/09-2	ME-VR2	matrix spike dup, rec	1/2/2009	Organic	Benzo(b)fluoranthene	n/a	=	118	%	EPA 625m	-88	-88	45	155	
2008/09-2	ME-VR2	matrix spike, rec	1/2/2009	Organic	Benzo(b)fluoranthene	n/a	=	109	%	EPA 625m	-88	-88	45	155	
2008/09-2	ME-VR2	matrix spike, RPD	1/2/2009	Organic	Benzo(b)fluoranthene	n/a	=	8	%	EPA 625m	-88	-88	0	30	
2008/09-2	Lab	LCS	1/2/2009	Organic	Benzo(e)pyrene	n/a	=	0.2905	µg/L	EPA 625m	0.001	0.005			
2008/09-2	Lab	LCS dup	1/2/2009	Organic	Benzo(e)pyrene	n/a	=	0.2488	µg/L	EPA 625m	0.001	0.005			
2008/09-2	Lab	LCS dup, rec	1/2/2009	Organic	Benzo(e)pyrene	n/a	=	86	%	EPA 625m	-88	-88	49	146	
2008/09-2	Lab	LCS, rec	1/2/2009	Organic	Benzo(e)pyrene	n/a	=	100	%	EPA 625m	-88	-88	49	146	
2008/09-2	Lab	LCS, RPD	1/2/2009	Organic	Benzo(e)pyrene	n/a	=	15	%	EPA 625m	-88	-88	0	30	
2008/09-2	Lab	method blank	1/2/2009	Organic	Benzo(e)pyrene	n/a	<	0.001	µg/L	EPA 625m	0.001	0.005			
2008/09-2	ME-CC	field blank	1/2/2009	Organic	Benzo(e)pyrene	n/a	=	0.0131	µg/L	EPA 625m	0.001	0.005			
2008/09-2	ME-VR2	field duplicate	1/2/2009	Organic	Benzo(e)pyrene	n/a	<	0.001	µg/L	EPA 625m	0.001	0.005			
2008/09-2	ME-VR2	lab duplicate	1/2/2009	Organic	Benzo(e)pyrene	n/a	<	0.001	µg/L	EPA 625m	0.001	0.005	0	30	
2008/09-2	ME-VR2	matrix spike	1/2/2009	Organic	Benzo(e)pyrene	n/a	=	0.4363	µg/L	EPA 625m	0.001	0.005			
2008/09-2	ME-VR2	matrix spike dup	1/2/2009	Organic	Benzo(e)pyrene	n/a	=	0.442	µg/L	EPA 625m	0.001	0.005			
2008/09-2	ME-VR2	matrix spike dup, rec	1/2/2009	Organic	Benzo(e)pyrene	n/a	=	95	%	EPA 625m	-88	-88	49	146	

Appendix G
2008/09 QA/QC Analysis Results

Event ID	Site ID	QA/QC Sample Type	Analysis Date	Classification	Constituent	Fraction	Sign	Result	Units	Method	MDL	RL	QA LCL	QA UCL	DQO Comp.
2008/09-2	ME-VR2	matrix spike, rec	1/2/2009	Organic	Benzo(e)pyrene	n/a	=	96	%	EPA 625m	-88	-88	49	146	
2008/09-2	ME-VR2	matrix spike, RPD	1/2/2009	Organic	Benzo(e)pyrene	n/a	=	1	%	EPA 625m	-88	-88	0	30	
2008/09-2	Lab	LCS	1/2/2009	Organic	Benzo(g,h,i)perylene	n/a	=	0.2927	µg/L	EPA 625m	0.001	0.005			
2008/09-2	Lab	LCS dup	1/2/2009	Organic	Benzo(g,h,i)perylene	n/a	=	0.2816	µg/L	EPA 625m	0.001	0.005			
2008/09-2	Lab	LCS dup, rec	1/2/2009	Organic	Benzo(g,h,i)perylene	n/a	=	97	%	EPA 625m	-88	-88	45	165	
2008/09-2	Lab	LCS, rec	1/2/2009	Organic	Benzo(g,h,i)perylene	n/a	=	101	%	EPA 625m	-88	-88	45	165	
2008/09-2	Lab	LCS, RPD	1/2/2009	Organic	Benzo(g,h,i)perylene	n/a	=	4	%	EPA 625m	-88	-88	0	30	
2008/09-2	Lab	method blank	1/2/2009	Organic	Benzo(g,h,i)perylene	n/a	<	0.001	µg/L	EPA 625m	0.001	0.005			
2008/09-2	ME-CC	field blank	1/2/2009	Organic	Benzo(g,h,i)perylene	n/a	=	0.0125	µg/L	EPA 625m	0.001	0.005			
2008/09-2	ME-VR2	field duplicate	1/2/2009	Organic	Benzo(g,h,i)perylene	n/a	<	0.001	µg/L	EPA 625m	0.001	0.005			
2008/09-2	ME-VR2	lab duplicate	1/2/2009	Organic	Benzo(g,h,i)perylene	n/a	<	0.001	µg/L	EPA 625m	0.001	0.005	0	30	
2008/09-2	ME-VR2	matrix spike	1/2/2009	Organic	Benzo(g,h,i)perylene	n/a	=	0.3994	µg/L	EPA 625m	0.001	0.005			
2008/09-2	ME-VR2	matrix spike dup	1/2/2009	Organic	Benzo(g,h,i)perylene	n/a	=	0.3859	µg/L	EPA 625m	0.001	0.005			
2008/09-2	ME-VR2	matrix spike dup, rec	1/2/2009	Organic	Benzo(g,h,i)perylene	n/a	=	83	%	EPA 625m	-88	-88	45	165	
2008/09-2	ME-VR2	matrix spike, rec	1/2/2009	Organic	Benzo(g,h,i)perylene	n/a	=	88	%	EPA 625m	-88	-88	45	165	
2008/09-2	ME-VR2	matrix spike, RPD	1/2/2009	Organic	Benzo(g,h,i)perylene	n/a	=	6	%	EPA 625m	-88	-88	0	30	
2008/09-2	Lab	LCS	1/2/2009	Organic	Benzo(k)fluoranthene	n/a	=	0.2534	µg/L	EPA 625m	0.001	0.005			
2008/09-2	Lab	LCS dup	1/2/2009	Organic	Benzo(k)fluoranthene	n/a	=	0.2422	µg/L	EPA 625m	0.001	0.005			
2008/09-2	Lab	LCS dup, rec	1/2/2009	Organic	Benzo(k)fluoranthene	n/a	=	84	%	EPA 625m	-88	-88	61	143	
2008/09-2	Lab	LCS, rec	1/2/2009	Organic	Benzo(k)fluoranthene	n/a	=	87	%	EPA 625m	-88	-88	61	143	
2008/09-2	Lab	LCS, RPD	1/2/2009	Organic	Benzo(k)fluoranthene	n/a	=	5	%	EPA 625m	-88	-88	0	30	
2008/09-2	Lab	method blank	1/2/2009	Organic	Benzo(k)fluoranthene	n/a	<	0.001	µg/L	EPA 625m	0.001	0.005			
2008/09-2	ME-CC	field blank	1/2/2009	Organic	Benzo(k)fluoranthene	n/a	DNQ	0.0047	µg/L	EPA 625m	0.001	0.005			
2008/09-2	ME-VR2	field duplicate	1/2/2009	Organic	Benzo(k)fluoranthene	n/a	<	0.001	µg/L	EPA 625m	0.001	0.005			
2008/09-2	ME-VR2	lab duplicate	1/2/2009	Organic	Benzo(k)fluoranthene	n/a	<	0.001	µg/L	EPA 625m	0.001	0.005	0	30	
2008/09-2	ME-VR2	matrix spike	1/2/2009	Organic	Benzo(k)fluoranthene	n/a	=	0.4466	µg/L	EPA 625m	0.001	0.005			
2008/09-2	ME-VR2	matrix spike dup	1/2/2009	Organic	Benzo(k)fluoranthene	n/a	=	0.4874	µg/L	EPA 625m	0.001	0.005			
2008/09-2	ME-VR2	matrix spike dup, rec	1/2/2009	Organic	Benzo(k)fluoranthene	n/a	=	105	%	EPA 625m	-88	-88	61	143	
2008/09-2	ME-VR2	matrix spike, rec	1/2/2009	Organic	Benzo(k)fluoranthene	n/a	=	98	%	EPA 625m	-88	-88	61	143	
2008/09-2	ME-VR2	matrix spike, RPD	1/2/2009	Organic	Benzo(k)fluoranthene	n/a	=	7	%	EPA 625m	-88	-88	0	30	
2008/09-2	Lab	LCS	1/2/2009	Organic	Biphenyl	n/a	=	0.2325	µg/L	EPA 625m	0.001	0.005			
2008/09-2	Lab	LCS dup	1/2/2009	Organic	Biphenyl	n/a	=	0.2367	µg/L	EPA 625m	0.001	0.005			
2008/09-2	Lab	LCS dup, rec	1/2/2009	Organic	Biphenyl	n/a	=	82	%	EPA 625m	-88	-88	47	118	
2008/09-2	Lab	LCS, rec	1/2/2009	Organic	Biphenyl	n/a	=	80	%	EPA 625m	-88	-88	47	118	
2008/09-2	Lab	LCS, RPD	1/2/2009	Organic	Biphenyl	n/a	=	2	%	EPA 625m	-88	-88	0	30	
2008/09-2	Lab	method blank	1/2/2009	Organic	Biphenyl	n/a	<	0.001	µg/L	EPA 625m	0.001	0.005			
2008/09-2	ME-CC	field blank	1/2/2009	Organic	Biphenyl	n/a	DNQ	0.0015	µg/L	EPA 625m	0.001	0.005			
2008/09-2	ME-VR2	field duplicate	1/2/2009	Organic	Biphenyl	n/a	<	0.001	µg/L	EPA 625m	0.001	0.005			
2008/09-2	ME-VR2	lab duplicate	1/2/2009	Organic	Biphenyl	n/a	DNQ	0.0013	µg/L	EPA 625m	0.001	0.005	0	30	
2008/09-2	ME-VR2	matrix spike	1/2/2009	Organic	Biphenyl	n/a	=	0.3694	µg/L	EPA 625m	0.001	0.005			
2008/09-2	ME-VR2	matrix spike dup	1/2/2009	Organic	Biphenyl	n/a	=	0.3471	µg/L	EPA 625m	0.001	0.005			
2008/09-2	ME-VR2	matrix spike dup, rec	1/2/2009	Organic	Biphenyl	n/a	=	75	%	EPA 625m	-88	-88	47	118	
2008/09-2	ME-VR2	matrix spike, rec	1/2/2009	Organic	Biphenyl	n/a	=	81	%	EPA 625m	-88	-88	47	118	
2008/09-2	ME-VR2	matrix spike, RPD	1/2/2009	Organic	Biphenyl	n/a	=	8	%	EPA 625m	-88	-88	0	30	
2008/09-2	Lab	method blank	1/2/2009	Organic	Bis(2-chloroethoxy)methane	n/a	<	0.05	µg/L	EPA 625m	0.05	0.1			
2008/09-2	ME-CC	field blank	1/2/2009	Organic	Bis(2-chloroethoxy)methane	n/a	<	0.05	µg/L	EPA 625m	0.05	0.1			
2008/09-2	ME-VR2	field duplicate	1/2/2009	Organic	Bis(2-chloroethoxy)methane	n/a	<	0.05	µg/L	EPA 625m	0.05	0.1			
2008/09-2	ME-VR2	lab duplicate	1/2/2009	Organic	Bis(2-chloroethoxy)methane	n/a	<	0.05	µg/L	EPA 625m	0.05	0.1	0	30	
2008/09-2	Lab	method blank	1/2/2009	Organic	Bis(2-chloroethyl)ether	n/a	<	0.05	µg/L	EPA 625m	0.05	0.1			
2008/09-2	ME-CC	field blank	1/2/2009	Organic	Bis(2-chloroethyl)ether	n/a	<	0.05	µg/L	EPA 625m	0.05	0.1			
2008/09-2	ME-VR2	field duplicate	1/2/2009	Organic	Bis(2-chloroethyl)ether	n/a	<	0.05	µg/L	EPA 625m	0.05	0.1			
2008/09-2	ME-VR2	lab duplicate	1/2/2009	Organic	Bis(2-chloroethyl)ether	n/a	<	0.05	µg/L	EPA 625m	0.05	0.1	0	30	
2008/09-2	Lab	method blank	1/2/2009	Organic	Bis(2-chloroisopropyl)ether	n/a	<	0.05	µg/L	EPA 625m	0.05	0.1			
2008/09-2	ME-CC	field blank	1/2/2009	Organic	Bis(2-chloroisopropyl)ether	n/a	<	0.05	µg/L	EPA 625m	0.05	0.1			
2008/09-2	ME-VR2	field duplicate	1/2/2009	Organic	Bis(2-chloroisopropyl)ether	n/a	<	0.05	µg/L	EPA 625m	0.05	0.1			
2008/09-2	ME-VR2	lab duplicate	1/2/2009	Organic	Bis(2-chloroisopropyl)ether	n/a	<	0.05	µg/L	EPA 625m	0.05	0.1	0	30	

Appendix G
2008/09 QA/QC Analysis Results

Event ID	Site ID	QA/QC Sample Type	Analysis Date	Classification	Constituent	Fraction	Sign	Result	Units	Method	MDL	RL	QA LCL	QA UCL	DQO Comp.
2008/09-2	Lab	LCS	1/2/2009	Organic	Bis(2-ethylhexyl)phthalate	n/a	=	0.3801	µg/L	EPA 625m	0.1	0.125			
2008/09-2	Lab	LCS dup	1/2/2009	Organic	Bis(2-ethylhexyl)phthalate	n/a	=	0.3858	µg/L	EPA 625m	0.1	0.125			
2008/09-2	Lab	LCS dup, rec	1/2/2009	Organic	Bis(2-ethylhexyl)phthalate	n/a	=	67	%	EPA 625m	-88	-88	42	197	
2008/09-2	Lab	LCS, rec	1/2/2009	Organic	Bis(2-ethylhexyl)phthalate	n/a	=	66	%	EPA 625m	-88	-88	42	197	
2008/09-2	Lab	LCS, RPD	1/2/2009	Organic	Bis(2-ethylhexyl)phthalate	n/a	=	2	%	EPA 625m	-88	-88	0	30	
2008/09-2	Lab	method blank	1/2/2009	Organic	Bis(2-ethylhexyl)phthalate	n/a	<	0.1	µg/L	EPA 625m	0.1	0.125			
2008/09-2	ME-CC	field blank	1/2/2009	Organic	Bis(2-ethylhexyl)phthalate	n/a	=	0.97	µg/L	EPA 625m	0.1	0.125			
2008/09-2	ME-VR2	field duplicate	1/2/2009	Organic	Bis(2-ethylhexyl)phthalate	n/a	=	0.437	µg/L	EPA 625m	0.1	0.125			
2008/09-2	ME-VR2	lab duplicate	1/2/2009	Organic	Bis(2-ethylhexyl)phthalate	n/a	=	0.821	µg/L	EPA 625m	0.1	0.125	0	30	
2008/09-2	ME-VR2	matrix spike	1/2/2009	Organic	Bis(2-ethylhexyl)phthalate	n/a	=	2.3594	µg/L	EPA 625m	0.1	0.125			
2008/09-2	ME-VR2	matrix spike dup	1/2/2009	Organic	Bis(2-ethylhexyl)phthalate	n/a	=	2.2931	µg/L	EPA 625m	0.1	0.125			
2008/09-2	ME-VR2	matrix spike dup, rec	1/2/2009	Organic	Bis(2-ethylhexyl)phthalate	n/a	=	180	%	EPA 625m	-88	-88	42	197	
2008/09-2	ME-VR2	matrix spike, rec	1/2/2009	Organic	Bis(2-ethylhexyl)phthalate	n/a	=	192	%	EPA 625m	-88	-88	42	197	
2008/09-2	ME-VR2	matrix spike, RPD	1/2/2009	Organic	Bis(2-ethylhexyl)phthalate	n/a	=	6	%	EPA 625m	-88	-88	0	30	
2008/09-2	Lab	LCS	1/2/2009	Organic	Butyl benzyl phthalate	n/a	=	0.451	µg/L	EPA 625m	0.025	0.05			
2008/09-2	Lab	LCS dup	1/2/2009	Organic	Butyl benzyl phthalate	n/a	=	0.4785	µg/L	EPA 625m	0.025	0.05			
2008/09-2	Lab	LCS dup, rec	1/2/2009	Organic	Butyl benzyl phthalate	n/a	=	83	%	EPA 625m	-88	-88	70	176	
2008/09-2	Lab	LCS, rec	1/2/2009	Organic	Butyl benzyl phthalate	n/a	=	78	%	EPA 625m	-88	-88	70	176	
2008/09-2	Lab	LCS, RPD	1/2/2009	Organic	Butyl benzyl phthalate	n/a	=	6	%	EPA 625m	-88	-88	0	30	
2008/09-2	Lab	method blank	1/2/2009	Organic	Butyl benzyl phthalate	n/a	<	0.025	µg/L	EPA 625m	0.025	0.05			
2008/09-2	ME-CC	field blank	1/2/2009	Organic	Butyl benzyl phthalate	n/a	=	0.25	µg/L	EPA 625m	0.025	0.05			
2008/09-2	ME-VR2	field duplicate	1/2/2009	Organic	Butyl benzyl phthalate	n/a	DNQ	0.041	µg/L	EPA 625m	0.025	0.05			
2008/09-2	ME-VR2	lab duplicate	1/2/2009	Organic	Butyl benzyl phthalate	n/a	DNQ	0.026	µg/L	EPA 625m	0.025	0.05	0	30	
2008/09-2	ME-VR2	matrix spike	1/2/2009	Organic	Butyl benzyl phthalate	n/a	=	1.2991	µg/L	EPA 625m	0.025	0.05			
2008/09-2	ME-VR2	matrix spike dup	1/2/2009	Organic	Butyl benzyl phthalate	n/a	=	1.4623	µg/L	EPA 625m	0.025	0.05			
2008/09-2	ME-VR2	matrix spike dup, rec	1/2/2009	Organic	Butyl benzyl phthalate	n/a	=	154	%	EPA 625m	-88	-88	70	176	
2008/09-2	ME-VR2	matrix spike, rec	1/2/2009	Organic	Butyl benzyl phthalate	n/a	=	140	%	EPA 625m	-88	-88	70	176	
2008/09-2	ME-VR2	matrix spike, RPD	1/2/2009	Organic	Butyl benzyl phthalate	n/a	=	10	%	EPA 625m	-88	-88	0	30	
2008/09-2	Lab	LCS	1/2/2009	Organic	Chrysene	n/a	=	0.3311	µg/L	EPA 625m	0.001	0.005			
2008/09-2	Lab	LCS dup	1/2/2009	Organic	Chrysene	n/a	=	0.3337	µg/L	EPA 625m	0.001	0.005			
2008/09-2	Lab	LCS dup, rec	1/2/2009	Organic	Chrysene	n/a	=	115	%	EPA 625m	-88	-88	47	144	
2008/09-2	Lab	LCS, rec	1/2/2009	Organic	Chrysene	n/a	=	114	%	EPA 625m	-88	-88	47	144	
2008/09-2	Lab	LCS, RPD	1/2/2009	Organic	Chrysene	n/a	=	1	%	EPA 625m	-88	-88	0	30	
2008/09-2	Lab	method blank	1/2/2009	Organic	Chrysene	n/a	<	0.001	µg/L	EPA 625m	0.001	0.005			
2008/09-2	ME-CC	field blank	1/2/2009	Organic	Chrysene	n/a	=	0.0196	µg/L	EPA 625m	0.001	0.005			
2008/09-2	ME-VR2	field duplicate	1/2/2009	Organic	Chrysene	n/a	<	0.001	µg/L	EPA 625m	0.001	0.005			
2008/09-2	ME-VR2	lab duplicate	1/2/2009	Organic	Chrysene	n/a	<	0.001	µg/L	EPA 625m	0.001	0.005	0	30	
2008/09-2	ME-VR2	matrix spike	1/2/2009	Organic	Chrysene	n/a	=	0.4394	µg/L	EPA 625m	0.001	0.005			
2008/09-2	ME-VR2	matrix spike dup	1/2/2009	Organic	Chrysene	n/a	=	0.4486	µg/L	EPA 625m	0.001	0.005			
2008/09-2	ME-VR2	matrix spike dup, rec	1/2/2009	Organic	Chrysene	n/a	=	96	%	EPA 625m	-88	-88	47	144	
2008/09-2	ME-VR2	matrix spike, rec	1/2/2009	Organic	Chrysene	n/a	=	97	%	EPA 625m	-88	-88	47	144	
2008/09-2	ME-VR2	matrix spike, RPD	1/2/2009	Organic	Chrysene	n/a	=	1	%	EPA 625m	-88	-88	0	30	
2008/09-2	Lab	srgt LCS	1/2/2009	Organic	Chrysene-d12	n/a	=	0.625	µg/L	EPA 625m	-88	-88	56	139	
2008/09-2	Lab	srgt LCS dup	1/2/2009	Organic	Chrysene-d12	n/a	=	0.575	µg/L	EPA 625m	-88	-88	56	139	
2008/09-2	Lab	srgt LCS dup, rec	1/2/2009	Organic	Chrysene-d12	n/a	=	115	%	EPA 625m	-88	-88	56	139	
2008/09-2	Lab	srgt LCS, rec	1/2/2009	Organic	Chrysene-d12	n/a	=	125	%	EPA 625m	-88	-88	56	139	
2008/09-2	Lab	srgt LCS, RPD	1/2/2009	Organic	Chrysene-d12	n/a	=	8	%	EPA 625m	-88	-88	0	30	
2008/09-2	Lab	srgt method blank	1/2/2009	Organic	Chrysene-d12	n/a	=	0.565	µg/L	EPA 625m	-88	-88	56	139	
2008/09-2	Lab	srgt method blank, rec	1/2/2009	Organic	Chrysene-d12	n/a	=	113	%	EPA 625m	-88	-88	56	139	
2008/09-2	ME-CC	srgt environ	1/2/2009	Organic	Chrysene-d12	n/a	=	0.255	µg/L	EPA 625m	-88	-88	56	139	
2008/09-2	ME-CC	srgt environ, rec	1/2/2009	Organic	Chrysene-d12	n/a	=	51	%	EPA 625m	-88	-88	56	139	
2008/09-2	ME-CC	srgt field blank	1/2/2009	Organic	Chrysene-d12	n/a	=	0.245	µg/L	EPA 625m	-88	-88	56	139	
2008/09-2	ME-CC	srgt field blank, rec	1/2/2009	Organic	Chrysene-d12	n/a	=	49	%	EPA 625m	-88	-88	56	139	
2008/09-2	ME-SCR	srgt environ	1/2/2009	Organic	Chrysene-d12	n/a	=	0.385	µg/L	EPA 625m	-88	-88	56	139	
2008/09-2	ME-SCR	srgt environ, rec	1/2/2009	Organic	Chrysene-d12	n/a	=	77	%	EPA 625m	-88	-88	56	139	
2008/09-2	ME-VR2	srgt environ	1/2/2009	Organic	Chrysene-d12	n/a	=	0.3	µg/L	EPA 625m	-88	-88	56	139	

Appendix G
2008/09 QA/QC Analysis Results

Event ID	Site ID	QA/QC Sample Type	Analysis Date	Classification	Constituent	Fraction	Sign	Result	Units	Method	MDL	RL	QA LCL	QA UCL	DQO Comp.
2008/09-2	ME-VR2	srgt environ	1/2/2009	Organic	Chrysene-d12	n/a	=	0.39	µg/L	EPA 625m	-88	-88	56	139	
2008/09-2	ME-VR2	srgt environ	1/2/2009	Organic	Chrysene-d12	n/a	=	0.45	µg/L	EPA 625m	-88	-88	-88	-88	
2008/09-2	ME-VR2	srgt environ, rec	1/2/2009	Organic	Chrysene-d12	n/a	=	78	%	EPA 625m	-88	-88	56	139	
2008/09-2	ME-VR2	srgt environ, rec	1/2/2009	Organic	Chrysene-d12	n/a	=	60	%	EPA 625m	-88	-88	56	139	
2008/09-2	ME-VR2	srgt environ, rec	1/2/2009	Organic	Chrysene-d12	n/a	=	90	%	EPA 625m	-88	-88	56	139	
2008/09-2	ME-VR2	srgt matrix spike	1/2/2009	Organic	Chrysene-d12	n/a	=	0.43	µg/L	EPA 625m	-88	-88	56	139	
2008/09-2	ME-VR2	srgt matrix spike dup	1/2/2009	Organic	Chrysene-d12	n/a	=	0.41	µg/L	EPA 625m	-88	-88	56	139	
2008/09-2	ME-VR2	srgt matrix spike dup, rec	1/2/2009	Organic	Chrysene-d12	n/a	=	82	%	EPA 625m	-88	-88	56	139	
2008/09-2	ME-VR2	srgt matrix spike, rec	1/2/2009	Organic	Chrysene-d12	n/a	=	86	%	EPA 625m	-88	-88	56	139	
2008/09-2	ME-VR2	srgt matrix spike, RPD	1/2/2009	Organic	Chrysene-d12	n/a	=	5	%	EPA 625m	-88	-88	0	30	
2008/09-2	Lab	LCS	1/2/2009	Organic	Dibenz(a,h)anthracene	n/a	=	0.2459	µg/L	EPA 625m	0.001	0.005			
2008/09-2	Lab	LCS dup	1/2/2009	Organic	Dibenz(a,h)anthracene	n/a	=	0.2864	µg/L	EPA 625m	0.001	0.005			
2008/09-2	Lab	LCS dup, rec	1/2/2009	Organic	Dibenz(a,h)anthracene	n/a	=	99	%	EPA 625m	-88	-88	52	156	
2008/09-2	Lab	LCS, rec	1/2/2009	Organic	Dibenz(a,h)anthracene	n/a	=	85	%	EPA 625m	-88	-88	52	156	
2008/09-2	Lab	LCS, RPD	1/2/2009	Organic	Dibenz(a,h)anthracene	n/a	=	15	%	EPA 625m	-88	-88	0	30	
2008/09-2	Lab	method blank	1/2/2009	Organic	Dibenz(a,h)anthracene	n/a	<	0.001	µg/L	EPA 625m	0.001	0.005			
2008/09-2	ME-CC	field blank	1/2/2009	Organic	Dibenz(a,h)anthracene	n/a	<	0.001	µg/L	EPA 625m	0.001	0.005			
2008/09-2	ME-VR2	field duplicate	1/2/2009	Organic	Dibenz(a,h)anthracene	n/a	<	0.001	µg/L	EPA 625m	0.001	0.005			
2008/09-2	ME-VR2	lab duplicate	1/2/2009	Organic	Dibenz(a,h)anthracene	n/a	<	0.001	µg/L	EPA 625m	0.001	0.005	0	30	
2008/09-2	ME-VR2	matrix spike	1/2/2009	Organic	Dibenz(a,h)anthracene	n/a	=	0.4732	µg/L	EPA 625m	0.001	0.005			
2008/09-2	ME-VR2	matrix spike dup	1/2/2009	Organic	Dibenz(a,h)anthracene	n/a	=	0.4753	µg/L	EPA 625m	0.001	0.005			
2008/09-2	ME-VR2	matrix spike dup, rec	1/2/2009	Organic	Dibenz(a,h)anthracene	n/a	=	102	%	EPA 625m	-88	-88	52	156	
2008/09-2	ME-VR2	matrix spike, rec	1/2/2009	Organic	Dibenz(a,h)anthracene	n/a	=	104	%	EPA 625m	-88	-88	52	156	
2008/09-2	ME-VR2	matrix spike, RPD	1/2/2009	Organic	Dibenz(a,h)anthracene	n/a	=	2	%	EPA 625m	-88	-88	0	30	
2008/09-2	Lab	LCS	1/2/2009	Organic	Dibenzothiophene	n/a	=	0.277	µg/L	EPA 625m	0.001	0.005			
2008/09-2	Lab	LCS dup	1/2/2009	Organic	Dibenzothiophene	n/a	=	0.2572	µg/L	EPA 625m	0.001	0.005			
2008/09-2	Lab	LCS dup, rec	1/2/2009	Organic	Dibenzothiophene	n/a	=	89	%	EPA 625m	-88	-88	54	136	
2008/09-2	Lab	LCS, rec	1/2/2009	Organic	Dibenzothiophene	n/a	=	96	%	EPA 625m	-88	-88	54	136	
2008/09-2	Lab	LCS, RPD	1/2/2009	Organic	Dibenzothiophene	n/a	=	8	%	EPA 625m	-88	-88	0	30	
2008/09-2	Lab	method blank	1/2/2009	Organic	Dibenzothiophene	n/a	<	0.001	µg/L	EPA 625m	0.001	0.005			
2008/09-2	ME-CC	field blank	1/2/2009	Organic	Dibenzothiophene	n/a	DNQ	0.0018	µg/L	EPA 625m	0.001	0.005			
2008/09-2	ME-VR2	field duplicate	1/2/2009	Organic	Dibenzothiophene	n/a	<	0.001	µg/L	EPA 625m	0.001	0.005			
2008/09-2	ME-VR2	lab duplicate	1/2/2009	Organic	Dibenzothiophene	n/a	<	0.001	µg/L	EPA 625m	0.001	0.005	0	30	
2008/09-2	ME-VR2	matrix spike	1/2/2009	Organic	Dibenzothiophene	n/a	=	0.4043	µg/L	EPA 625m	0.001	0.005			
2008/09-2	ME-VR2	matrix spike dup	1/2/2009	Organic	Dibenzothiophene	n/a	=	0.436	µg/L	EPA 625m	0.001	0.005			
2008/09-2	ME-VR2	matrix spike dup, rec	1/2/2009	Organic	Dibenzothiophene	n/a	=	94	%	EPA 625m	-88	-88	54	136	
2008/09-2	ME-VR2	matrix spike, rec	1/2/2009	Organic	Dibenzothiophene	n/a	=	89	%	EPA 625m	-88	-88	54	136	
2008/09-2	ME-VR2	matrix spike, RPD	1/2/2009	Organic	Dibenzothiophene	n/a	=	5	%	EPA 625m	-88	-88	0	30	
2008/09-2	Lab	LCS	1/2/2009	Organic	Diethyl phthalate	n/a	=	0.565	µg/L	EPA 625m	0.1	0.125			
2008/09-2	Lab	LCS dup	1/2/2009	Organic	Diethyl phthalate	n/a	=	0.4995	µg/L	EPA 625m	0.1	0.125			
2008/09-2	Lab	LCS dup, rec	1/2/2009	Organic	Diethyl phthalate	n/a	=	86	%	EPA 625m	-88	-88	80	137	
2008/09-2	Lab	LCS, rec	1/2/2009	Organic	Diethyl phthalate	n/a	=	98	%	EPA 625m	-88	-88	80	137	
2008/09-2	Lab	LCS, RPD	1/2/2009	Organic	Diethyl phthalate	n/a	=	13	%	EPA 625m	-88	-88	0	30	
2008/09-2	Lab	method blank	1/2/2009	Organic	Diethyl phthalate	n/a	<	0.1	µg/L	EPA 625m	0.1	0.125			
2008/09-2	ME-CC	field blank	1/2/2009	Organic	Diethyl phthalate	n/a	=	2.584	µg/L	EPA 625m	0.1	0.125			
2008/09-2	ME-VR2	field duplicate	1/2/2009	Organic	Diethyl phthalate	n/a	=	0.366	µg/L	EPA 625m	0.1	0.125			
2008/09-2	ME-VR2	lab duplicate	1/2/2009	Organic	Diethyl phthalate	n/a	=	0.35	µg/L	EPA 625m	0.1	0.125	0	30	
2008/09-2	ME-VR2	matrix spike	1/2/2009	Organic	Diethyl phthalate	n/a	=	1.2294	µg/L	EPA 625m	0.1	0.125			
2008/09-2	ME-VR2	matrix spike dup	1/2/2009	Organic	Diethyl phthalate	n/a	=	1.1856	µg/L	EPA 625m	0.1	0.125			
2008/09-2	ME-VR2	matrix spike dup, rec	1/2/2009	Organic	Diethyl phthalate	n/a	=	92	%	EPA 625m	-88	-88	80	137	
2008/09-2	ME-VR2	matrix spike, rec	1/2/2009	Organic	Diethyl phthalate	n/a	=	99	%	EPA 625m	-88	-88	80	137	
2008/09-2	ME-VR2	matrix spike, RPD	1/2/2009	Organic	Diethyl phthalate	n/a	=	7	%	EPA 625m	-88	-88	0	30	
2008/09-2	Lab	LCS	1/2/2009	Organic	Dimethyl phthalate	n/a	=	0.547	µg/L	EPA 625m	0.05	0.075			
2008/09-2	Lab	LCS dup	1/2/2009	Organic	Dimethyl phthalate	n/a	=	0.4885	µg/L	EPA 625m	0.05	0.075			
2008/09-2	Lab	LCS dup, rec	1/2/2009	Organic	Dimethyl phthalate	n/a	=	84	%	EPA 625m	-88	-88	64	128	
2008/09-2	Lab	LCS, rec	1/2/2009	Organic	Dimethyl phthalate	n/a	=	94	%	EPA 625m	-88	-88	64	128	

Appendix G
2008/09 QA/QC Analysis Results

Event ID	Site ID	QA/QC Sample Type	Analysis Date	Classification	Constituent	Fraction	Sign	Result	Units	Method	MDL	RL	QA LCL	QA UCL	DQO Comp.
2008/09-2	Lab	LCS, RPD	1/2/2009	Organic	Dimethyl phthalate	n/a	=	11	%	EPA 625m	-88	-88	0	30	
2008/09-2	Lab	method blank	1/2/2009	Organic	Dimethyl phthalate	n/a	<	0.05	µg/L	EPA 625m	0.05	0.075			
2008/09-2	ME-CC	field blank	1/2/2009	Organic	Dimethyl phthalate	n/a	=	0.1	µg/L	EPA 625m	0.05	0.075			
2008/09-2	ME-VR2	field duplicate	1/2/2009	Organic	Dimethyl phthalate	n/a	<	0.05	µg/L	EPA 625m	0.05	0.075			
2008/09-2	ME-VR2	lab duplicate	1/2/2009	Organic	Dimethyl phthalate	n/a	<	0.05	µg/L	EPA 625m	0.05	0.075	0	30	
2008/09-2	ME-VR2	matrix spike	1/2/2009	Organic	Dimethyl phthalate	n/a	=	0.8141	µg/L	EPA 625m	0.05	0.075			
2008/09-2	ME-VR2	matrix spike dup	1/2/2009	Organic	Dimethyl phthalate	n/a	=	0.8136	µg/L	EPA 625m	0.05	0.075			
2008/09-2	ME-VR2	matrix spike dup, rec	1/2/2009	Organic	Dimethyl phthalate	n/a	=	87	%	EPA 625m	-88	-88	64	128	
2008/09-2	ME-VR2	matrix spike, rec	1/2/2009	Organic	Dimethyl phthalate	n/a	=	90	%	EPA 625m	-88	-88	64	128	
2008/09-2	ME-VR2	matrix spike, RPD	1/2/2009	Organic	Dimethyl phthalate	n/a	=	3	%	EPA 625m	-88	-88	0	30	
2008/09-2	Lab	LCS	1/2/2009	Organic	Di-n-butylphthalate	n/a	=	0.5976	µg/L	EPA 625m	0.075	0.1			
2008/09-2	Lab	LCS dup	1/2/2009	Organic	Di-n-butylphthalate	n/a	=	0.5366	µg/L	EPA 625m	0.075	0.1			
2008/09-2	Lab	LCS dup, rec	1/2/2009	Organic	Di-n-butylphthalate	n/a	=	93	%	EPA 625m	-88	-88	83	138	
2008/09-2	Lab	LCS, rec	1/2/2009	Organic	Di-n-butylphthalate	n/a	=	103	%	EPA 625m	-88	-88	83	138	
2008/09-2	Lab	LCS, RPD	1/2/2009	Organic	Di-n-butylphthalate	n/a	=	10	%	EPA 625m	-88	-88	0	30	
2008/09-2	Lab	method blank	1/2/2009	Organic	Di-n-butylphthalate	n/a	<	0.075	µg/L	EPA 625m	0.075	0.1			
2008/09-2	ME-CC	field blank	1/2/2009	Organic	Di-n-butylphthalate	n/a	=	0.155	µg/L	EPA 625m	0.075	0.1			
2008/09-2	ME-VR2	field duplicate	1/2/2009	Organic	Di-n-butylphthalate	n/a	<	0.075	µg/L	EPA 625m	0.075	0.1			
2008/09-2	ME-VR2	lab duplicate	1/2/2009	Organic	Di-n-butylphthalate	n/a	<	0.075	µg/L	EPA 625m	0.075	0.1	0	30	
2008/09-2	ME-VR2	matrix spike	1/2/2009	Organic	Di-n-butylphthalate	n/a	=	1.0971	µg/L	EPA 625m	0.075	0.1			
2008/09-2	ME-VR2	matrix spike dup	1/2/2009	Organic	Di-n-butylphthalate	n/a	=	1.1997	µg/L	EPA 625m	0.075	0.1			
2008/09-2	ME-VR2	matrix spike dup, rec	1/2/2009	Organic	Di-n-butylphthalate	n/a	=	129	%	EPA 625m	-88	-88	83	138	
2008/09-2	ME-VR2	matrix spike, rec	1/2/2009	Organic	Di-n-butylphthalate	n/a	=	121	%	EPA 625m	-88	-88	83	138	
2008/09-2	ME-VR2	matrix spike, RPD	1/2/2009	Organic	Di-n-butylphthalate	n/a	=	6	%	EPA 625m	-88	-88	0	30	
2008/09-2	Lab	LCS	1/2/2009	Organic	Di-n-octylphthalate	n/a	=	0.4157	µg/L	EPA 625m	0.01	0.02			
2008/09-2	Lab	LCS dup	1/2/2009	Organic	Di-n-octylphthalate	n/a	=	0.4209	µg/L	EPA 625m	0.01	0.02			
2008/09-2	Lab	LCS dup, rec	1/2/2009	Organic	Di-n-octylphthalate	n/a	=	73	%	EPA 625m	-88	-88	58	160	
2008/09-2	Lab	LCS, rec	1/2/2009	Organic	Di-n-octylphthalate	n/a	=	72	%	EPA 625m	-88	-88	58	160	
2008/09-2	Lab	LCS, RPD	1/2/2009	Organic	Di-n-octylphthalate	n/a	=	1	%	EPA 625m	-88	-88	0	30	
2008/09-2	Lab	method blank	1/2/2009	Organic	Di-n-octylphthalate	n/a	<	0.01	µg/L	EPA 625m	0.01	0.02			
2008/09-2	ME-CC	field blank	1/2/2009	Organic	Di-n-octylphthalate	n/a	=	0.112	µg/L	EPA 625m	0.01	0.02			
2008/09-2	ME-VR2	field duplicate	1/2/2009	Organic	Di-n-octylphthalate	n/a	<	0.01	µg/L	EPA 625m	0.01	0.02			
2008/09-2	ME-VR2	lab duplicate	1/2/2009	Organic	Di-n-octylphthalate	n/a	<	0.01	µg/L	EPA 625m	0.01	0.02	0	30	
2008/09-2	ME-VR2	matrix spike	1/2/2009	Organic	Di-n-octylphthalate	n/a	=	1.8277	µg/L	EPA 625m	0.01	0.02			
2008/09-2	ME-VR2	matrix spike dup	1/2/2009	Organic	Di-n-octylphthalate	n/a	=	2.0512	µg/L	EPA 625m	0.01	0.02			
2008/09-2	ME-VR2	matrix spike dup, rec	1/2/2009	Organic	Di-n-octylphthalate	n/a	=	220	%	EPA 625m	-88	-88	58	160	
2008/09-2	ME-VR2	matrix spike, rec	1/2/2009	Organic	Di-n-octylphthalate	n/a	=	201	%	EPA 625m	-88	-88	58	160	
2008/09-2	ME-VR2	matrix spike, RPD	1/2/2009	Organic	Di-n-octylphthalate	n/a	=	9	%	EPA 625m	-88	-88	0	30	
2008/09-2	Lab	LCS	1/2/2009	Organic	Fluoranthene	n/a	=	0.2823	µg/L	EPA 625m	0.001	0.005			
2008/09-2	Lab	LCS dup	1/2/2009	Organic	Fluoranthene	n/a	=	0.2594	µg/L	EPA 625m	0.001	0.005			
2008/09-2	Lab	LCS dup, rec	1/2/2009	Organic	Fluoranthene	n/a	=	90	%	EPA 625m	-88	-88	66	132	
2008/09-2	Lab	LCS, rec	1/2/2009	Organic	Fluoranthene	n/a	=	97	%	EPA 625m	-88	-88	66	132	
2008/09-2	Lab	LCS, RPD	1/2/2009	Organic	Fluoranthene	n/a	=	7	%	EPA 625m	-88	-88	0	30	
2008/09-2	Lab	method blank	1/2/2009	Organic	Fluoranthene	n/a	<	0.001	µg/L	EPA 625m	0.001	0.005			
2008/09-2	ME-CC	field blank	1/2/2009	Organic	Fluoranthene	n/a	=	0.0415	µg/L	EPA 625m	0.001	0.005			
2008/09-2	ME-VR2	field duplicate	1/2/2009	Organic	Fluoranthene	n/a	DNQ	0.0015	µg/L	EPA 625m	0.001	0.005			
2008/09-2	ME-VR2	lab duplicate	1/2/2009	Organic	Fluoranthene	n/a	DNQ	0.001	µg/L	EPA 625m	0.001	0.005	0	30	
2008/09-2	ME-VR2	matrix spike	1/2/2009	Organic	Fluoranthene	n/a	=	0.4746	µg/L	EPA 625m	0.001	0.005			
2008/09-2	ME-VR2	matrix spike dup	1/2/2009	Organic	Fluoranthene	n/a	=	0.5145	µg/L	EPA 625m	0.001	0.005			
2008/09-2	ME-VR2	matrix spike dup, rec	1/2/2009	Organic	Fluoranthene	n/a	=	110	%	EPA 625m	-88	-88	66	132	
2008/09-2	ME-VR2	matrix spike, rec	1/2/2009	Organic	Fluoranthene	n/a	=	104	%	EPA 625m	-88	-88	66	132	
2008/09-2	ME-VR2	matrix spike, RPD	1/2/2009	Organic	Fluoranthene	n/a	=	6	%	EPA 625m	-88	-88	0	30	
2008/09-2	Lab	LCS	1/2/2009	Organic	Fluorene	n/a	=	0.2685	µg/L	EPA 625m	0.001	0.005			
2008/09-2	Lab	LCS dup	1/2/2009	Organic	Fluorene	n/a	=	0.2618	µg/L	EPA 625m	0.001	0.005			
2008/09-2	Lab	LCS dup, rec	1/2/2009	Organic	Fluorene	n/a	=	90	%	EPA 625m	-88	-88	60	122	
2008/09-2	Lab	LCS, rec	1/2/2009	Organic	Fluorene	n/a	=	93	%	EPA 625m	-88	-88	60	122	

Appendix G
2008/09 QA/QC Analysis Results

Event ID	Site ID	QA/QC Sample Type	Analysis Date	Classification	Constituent	Fraction	Sign	Result	Units	Method	MDL	RL	QA LCL	QA UCL	DQO Comp.
2008/09-2	Lab	LCS, RPD	1/2/2009	Organic	Fluorene	n/a	=	3	%	EPA 625m	-88	-88	0	30	
2008/09-2	Lab	method blank	1/2/2009	Organic	Fluorene	n/a	<	0.001	µg/L	EPA 625m	0.001	0.005			
2008/09-2	ME-CC	field blank	1/2/2009	Organic	Fluorene	n/a	DNQ	0.0026	µg/L	EPA 625m	0.001	0.005			
2008/09-2	ME-VR2	field duplicate	1/2/2009	Organic	Fluorene	n/a	<	0.001	µg/L	EPA 625m	0.001	0.005			
2008/09-2	ME-VR2	lab duplicate	1/2/2009	Organic	Fluorene	n/a	<	0.001	µg/L	EPA 625m	0.001	0.005	0	30	
2008/09-2	ME-VR2	matrix spike	1/2/2009	Organic	Fluorene	n/a	=	0.4302	µg/L	EPA 625m	0.001	0.005			
2008/09-2	ME-VR2	matrix spike dup	1/2/2009	Organic	Fluorene	n/a	=	0.4124	µg/L	EPA 625m	0.001	0.005			
2008/09-2	ME-VR2	matrix spike dup, rec	1/2/2009	Organic	Fluorene	n/a	=	89	%	EPA 625m	-88	-88	60	122	
2008/09-2	ME-VR2	matrix spike, rec	1/2/2009	Organic	Fluorene	n/a	=	95	%	EPA 625m	-88	-88	60	122	
2008/09-2	ME-VR2	matrix spike, RPD	1/2/2009	Organic	Fluorene	n/a	=	7	%	EPA 625m	-88	-88	0	30	
2008/09-2	Lab	LCS	1/2/2009	Organic	Hexachlorobenzene	n/a	=	0.5166	µg/L	EPA 625m	0.001	0.005			
2008/09-2	Lab	LCS dup	1/2/2009	Organic	Hexachlorobenzene	n/a	=	0.5039	µg/L	EPA 625m	0.001	0.005			
2008/09-2	Lab	LCS dup, rec	1/2/2009	Organic	Hexachlorobenzene	n/a	=	87	%	EPA 625m	-88	-88	37	112	
2008/09-2	Lab	LCS, rec	1/2/2009	Organic	Hexachlorobenzene	n/a	=	89	%	EPA 625m	-88	-88	37	112	
2008/09-2	Lab	LCS, RPD	1/2/2009	Organic	Hexachlorobenzene	n/a	=	2	%	EPA 625m	-88	-88	0	30	
2008/09-2	Lab	method blank	1/2/2009	Organic	Hexachlorobenzene	n/a	<	0.001	µg/L	EPA 625m	0.001	0.005			
2008/09-2	ME-CC	field blank	1/2/2009	Organic	Hexachlorobenzene	n/a	<	0.001	µg/L	EPA 625m	0.001	0.005			
2008/09-2	ME-VR2	field duplicate	1/2/2009	Organic	Hexachlorobenzene	n/a	<	0.001	µg/L	EPA 625m	0.001	0.005			
2008/09-2	ME-VR2	lab duplicate	1/2/2009	Organic	Hexachlorobenzene	n/a	<	0.001	µg/L	EPA 625m	0.001	0.005	0	30	
2008/09-2	ME-VR2	matrix spike	1/2/2009	Organic	Hexachlorobenzene	n/a	=	0.7106	µg/L	EPA 625m	0.001	0.005			
2008/09-2	ME-VR2	matrix spike dup	1/2/2009	Organic	Hexachlorobenzene	n/a	=	0.7076	µg/L	EPA 625m	0.001	0.005			
2008/09-2	ME-VR2	matrix spike dup, rec	1/2/2009	Organic	Hexachlorobenzene	n/a	=	76	%	EPA 625m	-88	-88	37	112	
2008/09-2	ME-VR2	matrix spike, rec	1/2/2009	Organic	Hexachlorobenzene	n/a	=	78	%	EPA 625m	-88	-88	37	112	
2008/09-2	ME-VR2	matrix spike, RPD	1/2/2009	Organic	Hexachlorobenzene	n/a	=	3	%	EPA 625m	-88	-88	0	30	
2008/09-2	Lab	method blank	1/2/2009	Organic	Hexachlorobutadiene	n/a	<	0.05	µg/L	EPA 625m	0.05	0.1			
2008/09-2	ME-CC	field blank	1/2/2009	Organic	Hexachlorobutadiene	n/a	<	0.05	µg/L	EPA 625m	0.05	0.1			
2008/09-2	ME-VR2	field duplicate	1/2/2009	Organic	Hexachlorobutadiene	n/a	<	0.05	µg/L	EPA 625m	0.05	0.1			
2008/09-2	ME-VR2	lab duplicate	1/2/2009	Organic	Hexachlorobutadiene	n/a	<	0.05	µg/L	EPA 625m	0.05	0.1	0	30	
2008/09-2	Lab	method blank	1/2/2009	Organic	Hexachlorocyclopentadiene	n/a	<	0.05	µg/L	EPA 625m	0.05	0.1			
2008/09-2	ME-CC	field blank	1/2/2009	Organic	Hexachlorocyclopentadiene	n/a	<	0.05	µg/L	EPA 625m	0.05	0.1			
2008/09-2	ME-VR2	field duplicate	1/2/2009	Organic	Hexachlorocyclopentadiene	n/a	<	0.05	µg/L	EPA 625m	0.05	0.1			
2008/09-2	ME-VR2	lab duplicate	1/2/2009	Organic	Hexachlorocyclopentadiene	n/a	<	0.05	µg/L	EPA 625m	0.05	0.1	0	30	
2008/09-2	Lab	method blank	1/2/2009	Organic	Hexachloroethane	n/a	<	0.05	µg/L	EPA 625m	0.05	0.1			
2008/09-2	ME-CC	field blank	1/2/2009	Organic	Hexachloroethane	n/a	<	0.05	µg/L	EPA 625m	0.05	0.1			
2008/09-2	ME-VR2	field duplicate	1/2/2009	Organic	Hexachloroethane	n/a	<	0.05	µg/L	EPA 625m	0.05	0.1			
2008/09-2	ME-VR2	lab duplicate	1/2/2009	Organic	Hexachloroethane	n/a	<	0.05	µg/L	EPA 625m	0.05	0.1	0	30	
2008/09-2	Lab	LCS	1/2/2009	Organic	Indeno(1,2,3-cd)pyrene	n/a	=	0.3064	µg/L	EPA 625m	0.001	0.005			
2008/09-2	Lab	LCS dup	1/2/2009	Organic	Indeno(1,2,3-cd)pyrene	n/a	=	0.2564	µg/L	EPA 625m	0.001	0.005			
2008/09-2	Lab	LCS dup, rec	1/2/2009	Organic	Indeno(1,2,3-cd)pyrene	n/a	=	89	%	EPA 625m	-88	-88	53	161	
2008/09-2	Lab	LCS, rec	1/2/2009	Organic	Indeno(1,2,3-cd)pyrene	n/a	=	106	%	EPA 625m	-88	-88	53	161	
2008/09-2	Lab	LCS, RPD	1/2/2009	Organic	Indeno(1,2,3-cd)pyrene	n/a	=	17	%	EPA 625m	-88	-88	0	30	
2008/09-2	Lab	method blank	1/2/2009	Organic	Indeno(1,2,3-cd)pyrene	n/a	<	0.001	µg/L	EPA 625m	0.001	0.005			
2008/09-2	ME-CC	field blank	1/2/2009	Organic	Indeno(1,2,3-cd)pyrene	n/a	DNQ	0.0045	µg/L	EPA 625m	0.001	0.005			
2008/09-2	ME-VR2	field duplicate	1/2/2009	Organic	Indeno(1,2,3-cd)pyrene	n/a	<	0.001	µg/L	EPA 625m	0.001	0.005			
2008/09-2	ME-VR2	lab duplicate	1/2/2009	Organic	Indeno(1,2,3-cd)pyrene	n/a	<	0.001	µg/L	EPA 625m	0.001	0.005	0	30	
2008/09-2	ME-VR2	matrix spike	1/2/2009	Organic	Indeno(1,2,3-cd)pyrene	n/a	=	0.4321	µg/L	EPA 625m	0.001	0.005			
2008/09-2	ME-VR2	matrix spike dup	1/2/2009	Organic	Indeno(1,2,3-cd)pyrene	n/a	=	0.437	µg/L	EPA 625m	0.001	0.005			
2008/09-2	ME-VR2	matrix spike dup, rec	1/2/2009	Organic	Indeno(1,2,3-cd)pyrene	n/a	=	94	%	EPA 625m	-88	-88	53	161	
2008/09-2	ME-VR2	matrix spike, rec	1/2/2009	Organic	Indeno(1,2,3-cd)pyrene	n/a	=	95	%	EPA 625m	-88	-88	53	161	
2008/09-2	ME-VR2	matrix spike, RPD	1/2/2009	Organic	Indeno(1,2,3-cd)pyrene	n/a	=	1	%	EPA 625m	-88	-88	0	30	
2008/09-2	Lab	method blank	1/2/2009	Organic	Isophorone	n/a	<	0.05	µg/L	EPA 625m	0.05	0.1			
2008/09-2	ME-CC	field blank	1/2/2009	Organic	Isophorone	n/a	<	0.05	µg/L	EPA 625m	0.05	0.1			
2008/09-2	ME-VR2	field duplicate	1/2/2009	Organic	Isophorone	n/a	<	0.05	µg/L	EPA 625m	0.05	0.1			
2008/09-2	ME-VR2	lab duplicate	1/2/2009	Organic	Isophorone	n/a	<	0.05	µg/L	EPA 625m	0.05	0.1	0	30	
2008/09-2	Lab	LCS	1/2/2009	Organic	Naphthalene	n/a	=	0.1801	µg/L	EPA 625m	0.001	0.005			
2008/09-2	Lab	LCS dup	1/2/2009	Organic	Naphthalene	n/a	=	0.2082	µg/L	EPA 625m	0.001	0.005			

Appendix G
2008/09 QA/QC Analysis Results

Event ID	Site ID	QA/QC Sample Type	Analysis Date	Classification	Constituent	Fraction	Sign	Result	Units	Method	MDL	RL	QA LCL	QA UCL	DQO Comp.
2008/09-2	Lab	LCS dup, rec	1/2/2009	Organic	Naphthalene	n/a	=	72	%	EPA 625m	-88	-88	41	109	
2008/09-2	Lab	LCS rec	1/2/2009	Organic	Naphthalene	n/a	=	62	%	EPA 625m	-88	-88	41	109	
2008/09-2	Lab	LCS, RPD	1/2/2009	Organic	Naphthalene	n/a	=	15	%	EPA 625m	-88	-88	0	30	
2008/09-2	Lab	method blank	1/2/2009	Organic	Naphthalene	n/a	<	0.001	µg/L	EPA 625m	0.001	0.005			
2008/09-2	ME-CC	field blank	1/2/2009	Organic	Naphthalene	n/a	=	0.0159	µg/L	EPA 625m	0.001	0.005			
2008/09-2	ME-VR2	field duplicate	1/2/2009	Organic	Naphthalene	n/a	DNQ	0.0036	µg/L	EPA 625m	0.001	0.005			
2008/09-2	ME-VR2	lab duplicate	1/2/2009	Organic	Naphthalene	n/a	=	0.014	µg/L	EPA 625m	0.001	0.005	0	30	
2008/09-2	ME-VR2	matrix spike	1/2/2009	Organic	Naphthalene	n/a	=	0.3153	µg/L	EPA 625m	0.001	0.005			
2008/09-2	ME-VR2	matrix spike dup	1/2/2009	Organic	Naphthalene	n/a	=	0.3084	µg/L	EPA 625m	0.001	0.005			
2008/09-2	ME-VR2	matrix spike dup, rec	1/2/2009	Organic	Naphthalene	n/a	=	64	%	EPA 625m	-88	-88	41	109	
2008/09-2	ME-VR2	matrix spike, rec	1/2/2009	Organic	Naphthalene	n/a	=	67	%	EPA 625m	-88	-88	41	109	
2008/09-2	ME-VR2	matrix spike, RPD	1/2/2009	Organic	Naphthalene	n/a	=	5	%	EPA 625m	-88	-88	0	30	
2008/09-2	Lab	srgt LCS	1/2/2009	Organic	Naphthalene-d8	n/a	=	0.275	µg/L	EPA 625m	-88	-88	30	114	
2008/09-2	Lab	srgt LCS dup	1/2/2009	Organic	Naphthalene-d8	n/a	=	0.295	µg/L	EPA 625m	-88	-88	30	114	
2008/09-2	Lab	srgt LCS dup, rec	1/2/2009	Organic	Naphthalene-d8	n/a	=	59	%	EPA 625m	-88	-88	30	114	
2008/09-2	Lab	srgt LCS, rec	1/2/2009	Organic	Naphthalene-d8	n/a	=	55	%	EPA 625m	-88	-88	30	114	
2008/09-2	Lab	srgt LCS, RPD	1/2/2009	Organic	Naphthalene-d8	n/a	=	7	%	EPA 625m	-88	-88	0	30	
2008/09-2	Lab	srgt method blank	1/2/2009	Organic	Naphthalene-d8	n/a	=	0.26	µg/L	EPA 625m	-88	-88	30	114	
2008/09-2	Lab	srgt method blank, rec	1/2/2009	Organic	Naphthalene-d8	n/a	=	52	%	EPA 625m	-88	-88	30	114	
2008/09-2	ME-CC	srgt environ	1/2/2009	Organic	Naphthalene-d8	n/a	=	0.23	µg/L	EPA 625m	-88	-88	30	114	
2008/09-2	ME-CC	srgt environ, rec	1/2/2009	Organic	Naphthalene-d8	n/a	=	46	%	EPA 625m	-88	-88	30	114	
2008/09-2	ME-CC	srgt field blank	1/2/2009	Organic	Naphthalene-d8	n/a	=	0.2	µg/L	EPA 625m	-88	-88	30	114	
2008/09-2	ME-CC	srgt field blank, rec	1/2/2009	Organic	Naphthalene-d8	n/a	=	40	%	EPA 625m	-88	-88	30	114	
2008/09-2	ME-SCR	srgt environ	1/2/2009	Organic	Naphthalene-d8	n/a	=	0.215	µg/L	EPA 625m	-88	-88	30	114	
2008/09-2	ME-SCR	srgt environ, rec	1/2/2009	Organic	Naphthalene-d8	n/a	=	43	%	EPA 625m	-88	-88	30	114	
2008/09-2	ME-VR2	srgt environ	1/2/2009	Organic	Naphthalene-d8	n/a	=	0.23	µg/L	EPA 625m	-88	-88	-88	-88	
2008/09-2	ME-VR2	srgt environ	1/2/2009	Organic	Naphthalene-d8	n/a	=	0.235	µg/L	EPA 625m	-88	-88	30	114	
2008/09-2	ME-VR2	srgt environ	1/2/2009	Organic	Naphthalene-d8	n/a	=	0.27	µg/L	EPA 625m	-88	-88	30	114	
2008/09-2	ME-VR2	srgt environ, rec	1/2/2009	Organic	Naphthalene-d8	n/a	=	47	%	EPA 625m	-88	-88	30	114	
2008/09-2	ME-VR2	srgt environ, rec	1/2/2009	Organic	Naphthalene-d8	n/a	=	54	%	EPA 625m	-88	-88	30	114	
2008/09-2	ME-VR2	srgt environ, rec	1/2/2009	Organic	Naphthalene-d8	n/a	=	46	%	EPA 625m	-88	-88	30	114	
2008/09-2	ME-VR2	srgt matrix spike	1/2/2009	Organic	Naphthalene-d8	n/a	=	0.305	µg/L	EPA 625m	-88	-88	30	114	
2008/09-2	ME-VR2	srgt matrix spike dup	1/2/2009	Organic	Naphthalene-d8	n/a	=	0.27	µg/L	EPA 625m	-88	-88	30	114	
2008/09-2	ME-VR2	srgt matrix spike dup, rec	1/2/2009	Organic	Naphthalene-d8	n/a	=	54	%	EPA 625m	-88	-88	30	114	
2008/09-2	ME-VR2	srgt matrix spike, rec	1/2/2009	Organic	Naphthalene-d8	n/a	=	61	%	EPA 625m	-88	-88	30	114	
2008/09-2	ME-VR2	srgt matrix spike, RPD	1/2/2009	Organic	Naphthalene-d8	n/a	=	12	%	EPA 625m	-88	-88	0	30	
2008/09-2	Lab	method blank	1/2/2009	Organic	Nitrobenzene	n/a	<	0.05	µg/L	EPA 625m	0.05	0.1			
2008/09-2	ME-CC	field blank	1/2/2009	Organic	Nitrobenzene	n/a	<	0.05	µg/L	EPA 625m	0.05	0.1			
2008/09-2	ME-VR2	field duplicate	1/2/2009	Organic	Nitrobenzene	n/a	<	0.05	µg/L	EPA 625m	0.05	0.1			
2008/09-2	ME-VR2	lab duplicate	1/2/2009	Organic	Nitrobenzene	n/a	<	0.05	µg/L	EPA 625m	0.05	0.1	0	30	
2008/09-2	Lab	method blank	1/2/2009	Organic	N-Nitrosodimethylamine	n/a	<	0.05	µg/L	EPA 625m	0.05	0.1			
2008/09-2	ME-CC	field blank	1/2/2009	Organic	N-Nitrosodimethylamine	n/a	<	0.05	µg/L	EPA 625m	0.05	0.1			
2008/09-2	ME-VR2	field duplicate	1/2/2009	Organic	N-Nitrosodimethylamine	n/a	<	0.05	µg/L	EPA 625m	0.05	0.1			
2008/09-2	ME-VR2	lab duplicate	1/2/2009	Organic	N-Nitrosodimethylamine	n/a	<	0.05	µg/L	EPA 625m	0.05	0.1	0	30	
2008/09-2	Lab	LCS	1/2/2009	Organic	N-Nitrosodi-N-propylamine	n/a	=	0.3877	µg/L	EPA 625m	0.05	0.1			
2008/09-2	Lab	LCS dup	1/2/2009	Organic	N-Nitrosodi-N-propylamine	n/a	=	0.3484	µg/L	EPA 625m	0.05	0.1			
2008/09-2	Lab	LCS dup, rec	1/2/2009	Organic	N-Nitrosodi-N-propylamine	n/a	=	60	%	EPA 625m	-88	-88	44	128	
2008/09-2	Lab	LCS, rec	1/2/2009	Organic	N-Nitrosodi-N-propylamine	n/a	=	67	%	EPA 625m	-88	-88	44	128	
2008/09-2	Lab	LCS, RPD	1/2/2009	Organic	N-Nitrosodi-N-propylamine	n/a	=	11	%	EPA 625m	-88	-88	0	30	
2008/09-2	Lab	method blank	1/2/2009	Organic	N-Nitrosodi-N-propylamine	n/a	<	0.05	µg/L	EPA 625m	0.05	0.1			
2008/09-2	ME-CC	field blank	1/2/2009	Organic	N-Nitrosodi-N-propylamine	n/a	<	0.05	µg/L	EPA 625m	0.05	0.1			
2008/09-2	ME-VR2	field duplicate	1/2/2009	Organic	N-Nitrosodi-N-propylamine	n/a	<	0.05	µg/L	EPA 625m	0.05	0.1			
2008/09-2	ME-VR2	lab duplicate	1/2/2009	Organic	N-Nitrosodi-N-propylamine	n/a	<	0.05	µg/L	EPA 625m	0.05	0.1	0	30	
2008/09-2	ME-VR2	matrix spike	1/2/2009	Organic	N-Nitrosodi-N-propylamine	n/a	=	0.6075	µg/L	EPA 625m	0.05	0.1			
2008/09-2	ME-VR2	matrix spike dup	1/2/2009	Organic	N-Nitrosodi-N-propylamine	n/a	=	0.5402	µg/L	EPA 625m	0.05	0.1			
2008/09-2	ME-VR2	matrix spike dup, rec	1/2/2009	Organic	N-Nitrosodi-N-propylamine	n/a	=	58	%	EPA 625m	-88	-88	44	128	

Appendix G
2008/09 QA/QC Analysis Results

Event ID	Site ID	QA/QC Sample Type	Analysis Date	Classification	Constituent	Fraction	Sign	Result	Units	Method	MDL	RL	QA LCL	QA UCL	DQO Comp.
2008/09-2	ME-VR2	matrix spike, rec	1/2/2009	Organic	N-Nitrosodi-N-propylamine	n/a	=	67	%	EPA 625m	-88	-88	44	128	
2008/09-2	ME-VR2	matrix spike, RPD	1/2/2009	Organic	N-Nitrosodi-N-propylamine	n/a	=	14	%	EPA 625m	-88	-88	0	30	
2008/09-2	Lab	method blank	1/2/2009	Organic	N-Nitrosodiphenylamine	n/a	<	0.05	µg/L	EPA 625m	0.05	0.1			
2008/09-2	ME-CC	field blank	1/2/2009	Organic	N-Nitrosodiphenylamine	n/a	<	0.05	µg/L	EPA 625m	0.05	0.1			
2008/09-2	ME-VR2	field duplicate	1/2/2009	Organic	N-Nitrosodiphenylamine	n/a	<	0.05	µg/L	EPA 625m	0.05	0.1			
2008/09-2	ME-VR2	lab duplicate	1/2/2009	Organic	N-Nitrosodiphenylamine	n/a	<	0.05	µg/L	EPA 625m	0.05	0.1	0	30	
2008/09-2	Lab	LCS	1/2/2009	Organic	Pentachlorophenol	n/a	=	1.9072	µg/L	EPA 625m	0.05	0.1			
2008/09-2	Lab	LCS dup	1/2/2009	Organic	Pentachlorophenol	n/a	=	2.0711	µg/L	EPA 625m	0.05	0.1			
2008/09-2	Lab	LCS dup, rec	1/2/2009	Organic	Pentachlorophenol	n/a	=	72	%	EPA 625m	-88	-88	0	169	
2008/09-2	Lab	LCS, rec	1/2/2009	Organic	Pentachlorophenol	n/a	=	66	%	EPA 625m	-88	-88	0	169	
2008/09-2	Lab	LCS, RPD	1/2/2009	Organic	Pentachlorophenol	n/a	=	9	%	EPA 625m	-88	-88	0	30	
2008/09-2	Lab	method blank	1/2/2009	Organic	Pentachlorophenol	n/a	<	0.05	µg/L	EPA 625m	0.05	0.1			
2008/09-2	ME-CC	field blank	1/2/2009	Organic	Pentachlorophenol	n/a	<	0.05	µg/L	EPA 625m	0.05	0.1			
2008/09-2	ME-VR2	field duplicate	1/2/2009	Organic	Pentachlorophenol	n/a	<	0.05	µg/L	EPA 625m	0.05	0.1			
2008/09-2	ME-VR2	lab duplicate	1/2/2009	Organic	Pentachlorophenol	n/a	<	0.05	µg/L	EPA 625m	0.05	0.1	0	30	
2008/09-2	ME-VR2	matrix spike	1/2/2009	Organic	Pentachlorophenol	n/a	=	1.2899	µg/L	EPA 625m	0.05	0.1			
2008/09-2	ME-VR2	matrix spike dup	1/2/2009	Organic	Pentachlorophenol	n/a	=	1.3607	µg/L	EPA 625m	0.05	0.1			
2008/09-2	ME-VR2	matrix spike dup, rec	1/2/2009	Organic	Pentachlorophenol	n/a	=	29	%	EPA 625m	-88	-88	0	169	
2008/09-2	ME-VR2	matrix spike, rec	1/2/2009	Organic	Pentachlorophenol	n/a	=	28	%	EPA 625m	-88	-88	0	169	
2008/09-2	ME-VR2	matrix spike, RPD	1/2/2009	Organic	Pentachlorophenol	n/a	=	4	%	EPA 625m	-88	-88	0	30	
2008/09-2	Lab	LCS	1/2/2009	Organic	Perylene	n/a	=	0.2471	µg/L	EPA 625m	0.001	0.005			
2008/09-2	Lab	LCS dup	1/2/2009	Organic	Perylene	n/a	=	0.2284	µg/L	EPA 625m	0.001	0.005			
2008/09-2	Lab	LCS dup, rec	1/2/2009	Organic	Perylene	n/a	=	79	%	EPA 625m	-88	-88	51	144	
2008/09-2	Lab	LCS, rec	1/2/2009	Organic	Perylene	n/a	=	85	%	EPA 625m	-88	-88	51	144	
2008/09-2	Lab	LCS, RPD	1/2/2009	Organic	Perylene	n/a	=	7	%	EPA 625m	-88	-88	0	30	
2008/09-2	Lab	method blank	1/2/2009	Organic	Perylene	n/a	<	0.001	µg/L	EPA 625m	0.001	0.005			
2008/09-2	ME-CC	field blank	1/2/2009	Organic	Perylene	n/a	DNQ	0.0035	µg/L	EPA 625m	0.001	0.005			
2008/09-2	ME-VR2	field duplicate	1/2/2009	Organic	Perylene	n/a	<	0.001	µg/L	EPA 625m	0.001	0.005			
2008/09-2	ME-VR2	lab duplicate	1/2/2009	Organic	Perylene	n/a	<	0.001	µg/L	EPA 625m	0.001	0.005	0	30	
2008/09-2	ME-VR2	matrix spike	1/2/2009	Organic	Perylene	n/a	=	0.3402	µg/L	EPA 625m	0.001	0.005			
2008/09-2	ME-VR2	matrix spike dup	1/2/2009	Organic	Perylene	n/a	=	0.3348	µg/L	EPA 625m	0.001	0.005			
2008/09-2	ME-VR2	matrix spike dup, rec	1/2/2009	Organic	Perylene	n/a	=	72	%	EPA 625m	-88	-88	51	144	
2008/09-2	ME-VR2	matrix spike, rec	1/2/2009	Organic	Perylene	n/a	=	75	%	EPA 625m	-88	-88	51	144	
2008/09-2	ME-VR2	matrix spike, RPD	1/2/2009	Organic	Perylene	n/a	=	4	%	EPA 625m	-88	-88	0	30	
2008/09-2	Lab	srgt LCS	1/2/2009	Organic	Perylene-d12	n/a	=	0.49	µg/L	EPA 625m	-88	-88	41	133	
2008/09-2	Lab	srgt LCS dup	1/2/2009	Organic	Perylene-d12	n/a	=	0.44	µg/L	EPA 625m	-88	-88	41	133	
2008/09-2	Lab	srgt LCS dup, rec	1/2/2009	Organic	Perylene-d12	n/a	=	88	%	EPA 625m	-88	-88	41	133	
2008/09-2	Lab	srgt LCS, rec	1/2/2009	Organic	Perylene-d12	n/a	=	98	%	EPA 625m	-88	-88	41	133	
2008/09-2	Lab	srgt LCS, RPD	1/2/2009	Organic	Perylene-d12	n/a	=	11	%	EPA 625m	-88	-88	0	30	
2008/09-2	Lab	srgt method blank	1/2/2009	Organic	Perylene-d12	n/a	=	0.455	µg/L	EPA 625m	-88	-88	41	133	
2008/09-2	Lab	srgt method blank, rec	1/2/2009	Organic	Perylene-d12	n/a	=	91	%	EPA 625m	-88	-88	41	133	
2008/09-2	ME-CC	srgt environ	1/2/2009	Organic	Perylene-d12	n/a	=	0.295	µg/L	EPA 625m	-88	-88	41	133	
2008/09-2	ME-CC	srgt environ, rec	1/2/2009	Organic	Perylene-d12	n/a	=	59	%	EPA 625m	-88	-88	41	133	
2008/09-2	ME-CC	srgt field blank	1/2/2009	Organic	Perylene-d12	n/a	=	0.305	µg/L	EPA 625m	-88	-88	41	133	
2008/09-2	ME-CC	srgt field blank, rec	1/2/2009	Organic	Perylene-d12	n/a	=	61	%	EPA 625m	-88	-88	41	133	
2008/09-2	ME-SCR	srgt environ	1/2/2009	Organic	Perylene-d12	n/a	=	0.365	µg/L	EPA 625m	-88	-88	41	133	
2008/09-2	ME-SCR	srgt environ, rec	1/2/2009	Organic	Perylene-d12	n/a	=	73	%	EPA 625m	-88	-88	41	133	
2008/09-2	ME-VR2	srgt environ	1/2/2009	Organic	Perylene-d12	n/a	=	0.375	µg/L	EPA 625m	-88	-88	-88	-88	
2008/09-2	ME-VR2	srgt environ	1/2/2009	Organic	Perylene-d12	n/a	=	0.375	µg/L	EPA 625m	-88	-88	41	133	
2008/09-2	ME-VR2	srgt environ	1/2/2009	Organic	Perylene-d12	n/a	=	0.27	µg/L	EPA 625m	-88	-88	41	133	
2008/09-2	ME-VR2	srgt environ, rec	1/2/2009	Organic	Perylene-d12	n/a	=	75	%	EPA 625m	-88	-88	41	133	
2008/09-2	ME-VR2	srgt environ, rec	1/2/2009	Organic	Perylene-d12	n/a	=	54	%	EPA 625m	-88	-88	41	133	
2008/09-2	ME-VR2	srgt environ, rec	1/2/2009	Organic	Perylene-d12	n/a	=	75	%	EPA 625m	-88	-88	41	133	
2008/09-2	ME-VR2	srgt matrix spike	1/2/2009	Organic	Perylene-d12	n/a	=	0.41	µg/L	EPA 625m	-88	-88	41	133	
2008/09-2	ME-VR2	srgt matrix spike dup	1/2/2009	Organic	Perylene-d12	n/a	=	0.405	µg/L	EPA 625m	-88	-88	41	133	
2008/09-2	ME-VR2	srgt matrix spike dup, rec	1/2/2009	Organic	Perylene-d12	n/a	=	81	%	EPA 625m	-88	-88	41	133	

Appendix G
2008/09 QA/QC Analysis Results

Event ID	Site ID	QA/QC Sample Type	Analysis Date	Classification	Constituent	Fraction	Sign	Result	Units	Method	MDL	RL	QA LCL	QA UCL	DQO Comp.
2008/09-2	ME-VR2	srgt matrix spike, rec	1/2/2009	Organic	Perylene-d12	n/a	=	82	%	EPA 625m	-88	-88	41	133	
2008/09-2	ME-VR2	srgt matrix spike, RPD	1/2/2009	Organic	Perylene-d12	n/a	=	1	%	EPA 625m	-88	-88	0	30	
2008/09-2	Lab	LCS	1/2/2009	Organic	Phenanthrene	n/a	=	0.2711	µg/L	EPA 625m	0.001	0.005			
2008/09-2	Lab	LCS dup	1/2/2009	Organic	Phenanthrene	n/a	=	0.2575	µg/L	EPA 625m	0.001	0.005			
2008/09-2	Lab	LCS dup, rec	1/2/2009	Organic	Phenanthrene	n/a	=	89	%	EPA 625m	-88	-88	56	127	
2008/09-2	Lab	LCS, rec	1/2/2009	Organic	Phenanthrene	n/a	=	94	%	EPA 625m	-88	-88	56	127	
2008/09-2	Lab	LCS, RPD	1/2/2009	Organic	Phenanthrene	n/a	=	5	%	EPA 625m	-88	-88	0	30	
2008/09-2	Lab	method blank	1/2/2009	Organic	Phenanthrene	n/a	<	0.001	µg/L	EPA 625m	0.001	0.005			
2008/09-2	ME-CC	field blank	1/2/2009	Organic	Phenanthrene	n/a	=	0.015	µg/L	EPA 625m	0.001	0.005			
2008/09-2	ME-VR2	field duplicate	1/2/2009	Organic	Phenanthrene	n/a	DNQ	0.0022	µg/L	EPA 625m	0.001	0.005			
2008/09-2	ME-VR2	lab duplicate	1/2/2009	Organic	Phenanthrene	n/a	DNQ	0.0013	µg/L	EPA 625m	0.001	0.005	0	30	
2008/09-2	ME-VR2	matrix spike	1/2/2009	Organic	Phenanthrene	n/a	=	0.4041	µg/L	EPA 625m	0.001	0.005			
2008/09-2	ME-VR2	matrix spike dup	1/2/2009	Organic	Phenanthrene	n/a	=	0.4143	µg/L	EPA 625m	0.001	0.005			
2008/09-2	ME-VR2	matrix spike dup, rec	1/2/2009	Organic	Phenanthrene	n/a	=	89	%	EPA 625m	-88	-88	56	127	
2008/09-2	ME-VR2	matrix spike, rec	1/2/2009	Organic	Phenanthrene	n/a	=	89	%	EPA 625m	-88	-88	56	127	
2008/09-2	ME-VR2	matrix spike, RPD	1/2/2009	Organic	Phenanthrene	n/a	=	0	%	EPA 625m	-88	-88	0	30	
2008/09-2	Lab	srgt LCS	1/2/2009	Organic	Phenanthrene-d10	n/a	=	0.44	µg/L	EPA 625m	-88	-88	61	127	
2008/09-2	Lab	srgt LCS dup	1/2/2009	Organic	Phenanthrene-d10	n/a	=	0.41	µg/L	EPA 625m	-88	-88	61	127	
2008/09-2	Lab	srgt LCS dup, rec	1/2/2009	Organic	Phenanthrene-d10	n/a	=	82	%	EPA 625m	-88	-88	61	127	
2008/09-2	Lab	srgt LCS, rec	1/2/2009	Organic	Phenanthrene-d10	n/a	=	88	%	EPA 625m	-88	-88	61	127	
2008/09-2	Lab	srgt LCS, RPD	1/2/2009	Organic	Phenanthrene-d10	n/a	=	7	%	EPA 625m	-88	-88	0	30	
2008/09-2	Lab	srgt method blank	1/2/2009	Organic	Phenanthrene-d10	n/a	=	0.445	µg/L	EPA 625m	-88	-88	61	127	
2008/09-2	Lab	srgt method blank, rec	1/2/2009	Organic	Phenanthrene-d10	n/a	=	89	%	EPA 625m	-88	-88	61	127	
2008/09-2	ME-CC	srgt environ	1/2/2009	Organic	Phenanthrene-d10	n/a	=	0.325	µg/L	EPA 625m	-88	-88	61	127	
2008/09-2	ME-CC	srgt environ, rec	1/2/2009	Organic	Phenanthrene-d10	n/a	=	65	%	EPA 625m	-88	-88	61	127	
2008/09-2	ME-CC	srgt field blank	1/2/2009	Organic	Phenanthrene-d10	n/a	=	0.365	µg/L	EPA 625m	-88	-88	61	127	
2008/09-2	ME-CC	srgt field blank, rec	1/2/2009	Organic	Phenanthrene-d10	n/a	=	73	%	EPA 625m	-88	-88	61	127	
2008/09-2	ME-SCR	srgt environ	1/2/2009	Organic	Phenanthrene-d10	n/a	=	0.395	µg/L	EPA 625m	-88	-88	61	127	
2008/09-2	ME-SCR	srgt environ, rec	1/2/2009	Organic	Phenanthrene-d10	n/a	=	79	%	EPA 625m	-88	-88	61	127	
2008/09-2	ME-VR2	srgt environ	1/2/2009	Organic	Phenanthrene-d10	n/a	=	0.425	µg/L	EPA 625m	-88	-88	-88	-88	
2008/09-2	ME-VR2	srgt environ	1/2/2009	Organic	Phenanthrene-d10	n/a	=	0.345	µg/L	EPA 625m	-88	-88	61	127	
2008/09-2	ME-VR2	srgt environ	1/2/2009	Organic	Phenanthrene-d10	n/a	=	0.43	µg/L	EPA 625m	-88	-88	61	127	
2008/09-2	ME-VR2	srgt environ, rec	1/2/2009	Organic	Phenanthrene-d10	n/a	=	69	%	EPA 625m	-88	-88	61	127	
2008/09-2	ME-VR2	srgt environ, rec	1/2/2009	Organic	Phenanthrene-d10	n/a	=	85	%	EPA 625m	-88	-88	61	127	
2008/09-2	ME-VR2	srgt environ, rec	1/2/2009	Organic	Phenanthrene-d10	n/a	=	86	%	EPA 625m	-88	-88	61	127	
2008/09-2	ME-VR2	srgt matrix spike	1/2/2009	Organic	Phenanthrene-d10	n/a	=	0.425	µg/L	EPA 625m	-88	-88	61	127	
2008/09-2	ME-VR2	srgt matrix spike dup	1/2/2009	Organic	Phenanthrene-d10	n/a	=	0.43	µg/L	EPA 625m	-88	-88	61	127	
2008/09-2	ME-VR2	srgt matrix spike dup, rec	1/2/2009	Organic	Phenanthrene-d10	n/a	=	86	%	EPA 625m	-88	-88	61	127	
2008/09-2	ME-VR2	srgt matrix spike, rec	1/2/2009	Organic	Phenanthrene-d10	n/a	=	85	%	EPA 625m	-88	-88	61	127	
2008/09-2	ME-VR2	srgt matrix spike, RPD	1/2/2009	Organic	Phenanthrene-d10	n/a	=	1	%	EPA 625m	-88	-88	0	30	
2008/09-2	Lab	LCS	1/2/2009	Organic	Phenol	n/a	=	0.5751	µg/L	EPA 625m	0.1	0.2			
2008/09-2	Lab	LCS dup	1/2/2009	Organic	Phenol	n/a	=	0.5449	µg/L	EPA 625m	0.1	0.2			
2008/09-2	Lab	LCS dup, rec	1/2/2009	Organic	Phenol	n/a	=	19	%	EPA 625m	-88	-88	0	149	
2008/09-2	Lab	LCS, rec	1/2/2009	Organic	Phenol	n/a	=	20	%	EPA 625m	-88	-88	0	149	
2008/09-2	Lab	LCS, RPD	1/2/2009	Organic	Phenol	n/a	=	5	%	EPA 625m	-88	-88	0	30	
2008/09-2	Lab	method blank	1/2/2009	Organic	Phenol	n/a	<	0.1	µg/L	EPA 625m	0.1	0.2			
2008/09-2	ME-CC	field blank	1/2/2009	Organic	Phenol	n/a	<	0.1	µg/L	EPA 625m	0.1	0.2			
2008/09-2	ME-VR2	field duplicate	1/2/2009	Organic	Phenol	n/a	<	0.1	µg/L	EPA 625m	0.1	0.2			
2008/09-2	ME-VR2	lab duplicate	1/2/2009	Organic	Phenol	n/a	<	0.1	µg/L	EPA 625m	0.1	0.2	0	30	
2008/09-2	ME-VR2	matrix spike	1/2/2009	Organic	Phenol	n/a	=	1.0948	µg/L	EPA 625m	0.1	0.2			
2008/09-2	ME-VR2	matrix spike dup	1/2/2009	Organic	Phenol	n/a	=	0.9791	µg/L	EPA 625m	0.1	0.2			
2008/09-2	ME-VR2	matrix spike dup, rec	1/2/2009	Organic	Phenol	n/a	=	21	%	EPA 625m	-88	-88	0	149	
2008/09-2	ME-VR2	matrix spike, rec	1/2/2009	Organic	Phenol	n/a	=	24	%	EPA 625m	-88	-88	0	149	
2008/09-2	ME-VR2	matrix spike, RPD	1/2/2009	Organic	Phenol	n/a	=	13	%	EPA 625m	-88	-88	0	30	
2008/09-2	Lab	srgt LCS	1/2/2009	Organic	Phenol-d5	n/a	=	0.075	µg/L	EPA 625m	-88	-88	0	157	
2008/09-2	Lab	srgt LCS dup	1/2/2009	Organic	Phenol-d5	n/a	=	0.075	µg/L	EPA 625m	-88	-88	0	157	

Appendix G
2008/09 QA/QC Analysis Results

Event ID	Site ID	QA/QC Sample Type	Analysis Date	Classification	Constituent	Fraction	Sign	Result	Units	Method	MDL	RL	QA LCL	QA UCL	DQO Comp.
2008/09-2	Lab	srgt LCS dup, rec	1/2/2009	Organic	Phenol-d5	n/a	=	15	%	EPA 625m	-88	-88	0	157	
2008/09-2	Lab	srgt LCS, rec	1/2/2009	Organic	Phenol-d5	n/a	=	15	%	EPA 625m	-88	-88	0	157	
2008/09-2	Lab	srgt LCS, RPD	1/2/2009	Organic	Phenol-d5	n/a	=	0	%	EPA 625m	-88	-88	0	30	
2008/09-2	Lab	srgt method blank	1/2/2009	Organic	Phenol-d5	n/a	=	0.1	µg/L	EPA 625m	-88	-88	0	157	
2008/09-2	Lab	srgt method blank, rec	1/2/2009	Organic	Phenol-d5	n/a	=	20	%	EPA 625m	-88	-88	0	157	
2008/09-2	ME-CC	srgt environ	1/2/2009	Organic	Phenol-d5	n/a	=	0.08	µg/L	EPA 625m	-88	-88	0	157	
2008/09-2	ME-CC	srgt environ, rec	1/2/2009	Organic	Phenol-d5	n/a	=	16	%	EPA 625m	-88	-88	0	157	
2008/09-2	ME-CC	srgt field blank	1/2/2009	Organic	Phenol-d5	n/a	=	0.07	µg/L	EPA 625m	-88	-88	0	157	
2008/09-2	ME-CC	srgt field blank, rec	1/2/2009	Organic	Phenol-d5	n/a	=	14	%	EPA 625m	-88	-88	0	157	
2008/09-2	ME-SCR	srgt environ	1/2/2009	Organic	Phenol-d5	n/a	=	0.095	µg/L	EPA 625m	-88	-88	0	157	
2008/09-2	ME-SCR	srgt environ, rec	1/2/2009	Organic	Phenol-d5	n/a	=	19	%	EPA 625m	-88	-88	0	157	
2008/09-2	ME-VR2	srgt environ	1/2/2009	Organic	Phenol-d5	n/a	=	0.05	µg/L	EPA 625m	-88	-88	0	157	
2008/09-2	ME-VR2	srgt environ	1/2/2009	Organic	Phenol-d5	n/a	=	0.06	µg/L	EPA 625m	-88	-88	0	157	
2008/09-2	ME-VR2	srgt environ	1/2/2009	Organic	Phenol-d5	n/a	=	0.065	µg/L	EPA 625m	-88	-88	-88	-88	
2008/09-2	ME-VR2	srgt environ, rec	1/2/2009	Organic	Phenol-d5	n/a	=	12	%	EPA 625m	-88	-88	0	157	
2008/09-2	ME-VR2	srgt environ, rec	1/2/2009	Organic	Phenol-d5	n/a	=	10	%	EPA 625m	-88	-88	0	157	
2008/09-2	ME-VR2	srgt environ, rec	1/2/2009	Organic	Phenol-d5	n/a	=	13	%	EPA 625m	-88	-88	0	157	
2008/09-2	ME-VR2	srgt matrix spike	1/2/2009	Organic	Phenol-d5	n/a	=	0.1	µg/L	EPA 625m	-88	-88	0	157	
2008/09-2	ME-VR2	srgt matrix spike dup	1/2/2009	Organic	Phenol-d5	n/a	=	0.085	µg/L	EPA 625m	-88	-88	0	157	
2008/09-2	ME-VR2	srgt matrix spike dup, rec	1/2/2009	Organic	Phenol-d5	n/a	=	17	%	EPA 625m	-88	-88	0	157	
2008/09-2	ME-VR2	srgt matrix spike, rec	1/2/2009	Organic	Phenol-d5	n/a	=	20	%	EPA 625m	-88	-88	0	157	
2008/09-2	ME-VR2	srgt matrix spike, RPD	1/2/2009	Organic	Phenol-d5	n/a	=	16	%	EPA 625m	-88	-88	0	30	
2008/09-2	Lab	LCS	1/2/2009	Organic	Pyrene	n/a	=	0.9211	µg/L	EPA 625m	0.001	0.005			
2008/09-2	Lab	LCS dup	1/2/2009	Organic	Pyrene	n/a	=	0.9172	µg/L	EPA 625m	0.001	0.005			
2008/09-2	Lab	LCS dup, rec	1/2/2009	Organic	Pyrene	n/a	=	106	%	EPA 625m	-88	-88	13	168	
2008/09-2	Lab	LCS, rec	1/2/2009	Organic	Pyrene	n/a	=	106	%	EPA 625m	-88	-88	13	168	
2008/09-2	Lab	LCS, RPD	1/2/2009	Organic	Pyrene	n/a	=	0	%	EPA 625m	-88	-88	0	30	
2008/09-2	Lab	method blank	1/2/2009	Organic	Pyrene	n/a	<	0.001	µg/L	EPA 625m	0.001	0.005			
2008/09-2	ME-CC	field blank	1/2/2009	Organic	Pyrene	n/a	=	0.0404	µg/L	EPA 625m	0.001	0.005			
2008/09-2	ME-VR2	field duplicate	1/2/2009	Organic	Pyrene	n/a	DNQ	0.0012	µg/L	EPA 625m	0.001	0.005			
2008/09-2	ME-VR2	lab duplicate	1/2/2009	Organic	Pyrene	n/a	DNQ	0.0011	µg/L	EPA 625m	0.001	0.005	0	30	
2008/09-2	ME-VR2	matrix spike	1/2/2009	Organic	Pyrene	n/a	=	1.4497	µg/L	EPA 625m	0.001	0.005			
2008/09-2	ME-VR2	matrix spike dup	1/2/2009	Organic	Pyrene	n/a	=	1.555	µg/L	EPA 625m	0.001	0.005			
2008/09-2	ME-VR2	matrix spike dup, rec	1/2/2009	Organic	Pyrene	n/a	=	111	%	EPA 625m	-88	-88	13	168	
2008/09-2	ME-VR2	matrix spike, rec	1/2/2009	Organic	Pyrene	n/a	=	106	%	EPA 625m	-88	-88	13	168	
2008/09-2	ME-VR2	matrix spike, RPD	1/2/2009	Organic	Pyrene	n/a	=	5	%	EPA 625m	-88	-88	0	30	
2008/09-2	Lab	srgt LCS	1/2/2009	Organic	Tetrachloro-m-xylene (TCMX)	n/a	=	0.36	µg/L	EPA 625m	-88	-88	27	140	
2008/09-2	Lab	srgt LCS dup	1/2/2009	Organic	Tetrachloro-m-xylene (TCMX)	n/a	=	0.415	µg/L	EPA 625m	-88	-88	27	140	
2008/09-2	Lab	srgt LCS dup, rec	1/2/2009	Organic	Tetrachloro-m-xylene (TCMX)	n/a	=	83	%	EPA 625m	-88	-88	27	140	
2008/09-2	Lab	srgt LCS, rec	1/2/2009	Organic	Tetrachloro-m-xylene (TCMX)	n/a	=	72	%	EPA 625m	-88	-88	27	140	
2008/09-2	Lab	srgt LCS, RPD	1/2/2009	Organic	Tetrachloro-m-xylene (TCMX)	n/a	=	14	%	EPA 625m	-88	-88	0	30	
2008/09-2	Lab	srgt method blank	1/2/2009	Organic	Tetrachloro-m-xylene (TCMX)	n/a	=	0.45	µg/L	EPA 625m	-88	-88	27	140	
2008/09-2	Lab	srgt method blank, rec	1/2/2009	Organic	Tetrachloro-m-xylene (TCMX)	n/a	=	90	%	EPA 625m	-88	-88	27	140	
2008/09-2	ME-CC	srgt environ	1/2/2009	Organic	Tetrachloro-m-xylene (TCMX)	n/a	=	0.32	µg/L	EPA 625m	-88	-88	27	140	
2008/09-2	ME-CC	srgt environ, rec	1/2/2009	Organic	Tetrachloro-m-xylene (TCMX)	n/a	=	64	%	EPA 625m	-88	-88	27	140	
2008/09-2	ME-CC	srgt field blank	1/2/2009	Organic	Tetrachloro-m-xylene (TCMX)	n/a	=	0.395	µg/L	EPA 625m	-88	-88	27	140	
2008/09-2	ME-CC	srgt field blank, rec	1/2/2009	Organic	Tetrachloro-m-xylene (TCMX)	n/a	=	79	%	EPA 625m	-88	-88	27	140	
2008/09-2	ME-SCR	srgt environ	1/2/2009	Organic	Tetrachloro-m-xylene (TCMX)	n/a	=	0.45	µg/L	EPA 625m	-88	-88	27	140	
2008/09-2	ME-SCR	srgt environ, rec	1/2/2009	Organic	Tetrachloro-m-xylene (TCMX)	n/a	=	90	%	EPA 625m	-88	-88	27	140	
2008/09-2	ME-VR2	srgt environ	1/2/2009	Organic	Tetrachloro-m-xylene (TCMX)	n/a	=	0.445	µg/L	EPA 625m	-88	-88	-88	-88	
2008/09-2	ME-VR2	srgt environ	1/2/2009	Organic	Tetrachloro-m-xylene (TCMX)	n/a	=	0.46	µg/L	EPA 625m	-88	-88	27	140	
2008/09-2	ME-VR2	srgt environ	1/2/2009	Organic	Tetrachloro-m-xylene (TCMX)	n/a	=	0.375	µg/L	EPA 625m	-88	-88	27	140	
2008/09-2	ME-VR2	srgt environ, rec	1/2/2009	Organic	Tetrachloro-m-xylene (TCMX)	n/a	=	75	%	EPA 625m	-88	-88	27	140	
2008/09-2	ME-VR2	srgt environ, rec	1/2/2009	Organic	Tetrachloro-m-xylene (TCMX)	n/a	=	89	%	EPA 625m	-88	-88	27	140	
2008/09-2	ME-VR2	srgt environ, rec	1/2/2009	Organic	Tetrachloro-m-xylene (TCMX)	n/a	=	92	%	EPA 625m	-88	-88	27	140	
2008/09-2	ME-VR2	srgt matrix spike	1/2/2009	Organic	Tetrachloro-m-xylene (TCMX)	n/a	=	0.46	µg/L	EPA 625m	-88	-88	27	140	

Appendix G
2008/09 QA/QC Analysis Results

Event ID	Site ID	QA/QC Sample Type	Analysis Date	Classification	Constituent	Fraction	Sign	Result	Units	Method	MDL	RL	QA LCL	QA UCL	DQO Comp.
2008/09-2	ME-VR2	srgt matrix spike dup	1/2/2009	Organic	Tetrachloro-m-xylene (TCMX)	n/a	=	0.45	µg/L	EPA 625m	-88	-88	27	140	
2008/09-2	ME-VR2	srgt matrix spike dup, rec	1/2/2009	Organic	Tetrachloro-m-xylene (TCMX)	n/a	=	90	%	EPA 625m	-88	-88	27	140	
2008/09-2	ME-VR2	srgt matrix spike, rec	1/2/2009	Organic	Tetrachloro-m-xylene (TCMX)	n/a	=	92	%	EPA 625m	-88	-88	27	140	
2008/09-2	ME-VR2	srgt matrix spike, RPD	1/2/2009	Organic	Tetrachloro-m-xylene (TCMX)	n/a	=	2	%	EPA 625m	-88	-88	0	30	
2008/09-2	Lab	method blank	1/2/2009	PCB	Aroclor 1016	n/a	<	0.01	µg/L	EPA 625m	0.01	0.02			
2008/09-2	ME-CC	field blank	1/2/2009	PCB	Aroclor 1016	n/a	<	0.01	µg/L	EPA 625m	0.01	0.02			
2008/09-2	ME-VR2	field duplicate	1/2/2009	PCB	Aroclor 1016	n/a	<	0.01	µg/L	EPA 625m	0.01	0.02			
2008/09-2	ME-VR2	lab duplicate	1/2/2009	PCB	Aroclor 1016	n/a	<	0.01	µg/L	EPA 625m	0.01	0.02	0	30	
2008/09-2	Lab	method blank	1/2/2009	PCB	Aroclor 1221	n/a	<	0.01	µg/L	EPA 625m	0.01	0.02			
2008/09-2	ME-CC	field blank	1/2/2009	PCB	Aroclor 1221	n/a	<	0.01	µg/L	EPA 625m	0.01	0.02			
2008/09-2	ME-VR2	field duplicate	1/2/2009	PCB	Aroclor 1221	n/a	<	0.01	µg/L	EPA 625m	0.01	0.02			
2008/09-2	ME-VR2	lab duplicate	1/2/2009	PCB	Aroclor 1221	n/a	<	0.01	µg/L	EPA 625m	0.01	0.02	0	30	
2008/09-2	Lab	method blank	1/2/2009	PCB	Aroclor 1232	n/a	<	0.01	µg/L	EPA 625m	0.01	0.02			
2008/09-2	ME-CC	field blank	1/2/2009	PCB	Aroclor 1232	n/a	<	0.01	µg/L	EPA 625m	0.01	0.02			
2008/09-2	ME-VR2	field duplicate	1/2/2009	PCB	Aroclor 1232	n/a	<	0.01	µg/L	EPA 625m	0.01	0.02			
2008/09-2	ME-VR2	lab duplicate	1/2/2009	PCB	Aroclor 1232	n/a	<	0.01	µg/L	EPA 625m	0.01	0.02	0	30	
2008/09-2	Lab	method blank	1/2/2009	PCB	Aroclor 1242	n/a	<	0.01	µg/L	EPA 625m	0.01	0.02			
2008/09-2	ME-CC	field blank	1/2/2009	PCB	Aroclor 1242	n/a	<	0.01	µg/L	EPA 625m	0.01	0.02			
2008/09-2	ME-VR2	field duplicate	1/2/2009	PCB	Aroclor 1242	n/a	<	0.01	µg/L	EPA 625m	0.01	0.02			
2008/09-2	ME-VR2	lab duplicate	1/2/2009	PCB	Aroclor 1242	n/a	<	0.01	µg/L	EPA 625m	0.01	0.02	0	30	
2008/09-2	Lab	method blank	1/2/2009	PCB	Aroclor 1248	n/a	<	0.01	µg/L	EPA 625m	0.01	0.02			
2008/09-2	ME-CC	field blank	1/2/2009	PCB	Aroclor 1248	n/a	<	0.01	µg/L	EPA 625m	0.01	0.02			
2008/09-2	ME-VR2	field duplicate	1/2/2009	PCB	Aroclor 1248	n/a	<	0.01	µg/L	EPA 625m	0.01	0.02			
2008/09-2	ME-VR2	lab duplicate	1/2/2009	PCB	Aroclor 1248	n/a	<	0.01	µg/L	EPA 625m	0.01	0.02	0	30	
2008/09-2	Lab	method blank	1/2/2009	PCB	Aroclor 1254	n/a	<	0.01	µg/L	EPA 625m	0.01	0.02			
2008/09-2	ME-CC	field blank	1/2/2009	PCB	Aroclor 1254	n/a	<	0.01	µg/L	EPA 625m	0.01	0.02			
2008/09-2	ME-VR2	field duplicate	1/2/2009	PCB	Aroclor 1254	n/a	<	0.01	µg/L	EPA 625m	0.01	0.02			
2008/09-2	ME-VR2	lab duplicate	1/2/2009	PCB	Aroclor 1254	n/a	<	0.01	µg/L	EPA 625m	0.01	0.02	0	30	
2008/09-2	Lab	method blank	1/2/2009	PCB	Aroclor 1260	n/a	<	0.01	µg/L	EPA 625m	0.01	0.02			
2008/09-2	ME-CC	field blank	1/2/2009	PCB	Aroclor 1260	n/a	<	0.01	µg/L	EPA 625m	0.01	0.02			
2008/09-2	ME-VR2	field duplicate	1/2/2009	PCB	Aroclor 1260	n/a	<	0.01	µg/L	EPA 625m	0.01	0.02			
2008/09-2	ME-VR2	lab duplicate	1/2/2009	PCB	Aroclor 1260	n/a	<	0.01	µg/L	EPA 625m	0.01	0.02	0	30	
2008/09-2	Lab	LCS	1/2/2009	PCB	PCB 003	n/a	=	0.2402	µg/L	EPA 625m	0.001	0.005			
2008/09-2	Lab	LCS dup	1/2/2009	PCB	PCB 003	n/a	=	0.231	µg/L	EPA 625m	0.001	0.005			
2008/09-2	Lab	LCS dup, rec	1/2/2009	PCB	PCB 003	n/a	=	100	%	EPA 625m	-88	-88	57	128	
2008/09-2	Lab	LCS, rec	1/2/2009	PCB	PCB 003	n/a	=	104	%	EPA 625m	-88	-88	57	128	
2008/09-2	Lab	LCS, RPD	1/2/2009	PCB	PCB 003	n/a	=	4	%	EPA 625m	-88	-88	0	30	
2008/09-2	Lab	method blank	1/2/2009	PCB	PCB 003	n/a	<	0.001	µg/L	EPA 625m	0.001	0.005			
2008/09-2	ME-CC	field blank	1/2/2009	PCB	PCB 003	n/a	<	0.001	µg/L	EPA 625m	0.001	0.005			
2008/09-2	ME-VR2	field duplicate	1/2/2009	PCB	PCB 003	n/a	<	0.001	µg/L	EPA 625m	0.001	0.005			
2008/09-2	ME-VR2	lab duplicate	1/2/2009	PCB	PCB 003	n/a	<	0.001	µg/L	EPA 625m	0.001	0.005	0	30	
2008/09-2	ME-VR2	matrix spike	1/2/2009	PCB	PCB 003	n/a	=	0.4045	µg/L	EPA 625m	0.001	0.005			
2008/09-2	ME-VR2	matrix spike dup	1/2/2009	PCB	PCB 003	n/a	=	0.3466	µg/L	EPA 625m	0.001	0.005			
2008/09-2	ME-VR2	matrix spike dup, rec	1/2/2009	PCB	PCB 003	n/a	=	93	%	EPA 625m	-88	-88	57	128	
2008/09-2	ME-VR2	matrix spike, rec	1/2/2009	PCB	PCB 003	n/a	=	111	%	EPA 625m	-88	-88	57	128	
2008/09-2	ME-VR2	matrix spike, RPD	1/2/2009	PCB	PCB 003	n/a	=	0	%	EPA 625m	-88	-88	0	30	
2008/09-2	Lab	LCS	1/2/2009	PCB	PCB 008	n/a	=	0.2317	µg/L	EPA 625m	0.001	0.005			
2008/09-2	Lab	LCS dup	1/2/2009	PCB	PCB 008	n/a	=	0.2084	µg/L	EPA 625m	0.001	0.005			
2008/09-2	Lab	LCS dup, rec	1/2/2009	PCB	PCB 008	n/a	=	90	%	EPA 625m	-88	-88	65	121	
2008/09-2	Lab	LCS, rec	1/2/2009	PCB	PCB 008	n/a	=	100	%	EPA 625m	-88	-88	65	121	
2008/09-2	Lab	LCS, RPD	1/2/2009	PCB	PCB 008	n/a	=	11	%	EPA 625m	-88	-88	0	30	
2008/09-2	Lab	method blank	1/2/2009	PCB	PCB 008	n/a	<	0.001	µg/L	EPA 625m	0.001	0.005			
2008/09-2	ME-CC	field blank	1/2/2009	PCB	PCB 008	n/a	<	0.001	µg/L	EPA 625m	0.001	0.005			
2008/09-2	ME-VR2	field duplicate	1/2/2009	PCB	PCB 008	n/a	<	0.001	µg/L	EPA 625m	0.001	0.005			
2008/09-2	ME-VR2	lab duplicate	1/2/2009	PCB	PCB 008	n/a	<	0.001	µg/L	EPA 625m	0.001	0.005	0	30	
2008/09-2	ME-VR2	matrix spike	1/2/2009	PCB	PCB 008	n/a	=	0.3356	µg/L	EPA 625m	0.001	0.005			

Appendix G
2008/09 QA/QC Analysis Results

Event ID	Site ID	QA/QC Sample Type	Analysis Date	Classification	Constituent	Fraction	Sign	Result	Units	Method	MDL	RL	QA LCL	QA UCL	DQO Comp.
2008/09-2	ME-VR2	matrix spike dup	1/2/2009	PCB	PCB 008	n/a	=	0.2926	µg/L	EPA 625m	0.001	0.005			
2008/09-2	ME-VR2	matrix spike dup, rec	1/2/2009	PCB	PCB 008	n/a	=	79	%	EPA 625m	-88	-88	65	121	
2008/09-2	ME-VR2	matrix spike, rec	1/2/2009	PCB	PCB 008	n/a	=	92	%	EPA 625m	-88	-88	65	121	
2008/09-2	ME-VR2	matrix spike, RPD	1/2/2009	PCB	PCB 008	n/a	=	0	%	EPA 625m	-88	-88	0	30	
2008/09-2	Lab	LCS	1/2/2009	PCB	PCB 018	n/a	=	0.2327	µg/L	EPA 625m	0.001	0.005			
2008/09-2	Lab	LCS dup	1/2/2009	PCB	PCB 018	n/a	=	0.2025	µg/L	EPA 625m	0.001	0.005			
2008/09-2	Lab	LCS dup, rec	1/2/2009	PCB	PCB 018	n/a	=	87	%	EPA 625m	-88	-88	60	123	
2008/09-2	Lab	LCS, rec	1/2/2009	PCB	PCB 018	n/a	=	100	%	EPA 625m	-88	-88	60	123	
2008/09-2	Lab	LCS, RPD	1/2/2009	PCB	PCB 018	n/a	=	14	%	EPA 625m	-88	-88	0	30	
2008/09-2	Lab	method blank	1/2/2009	PCB	PCB 018	n/a	<	0.001	µg/L	EPA 625m	0.001	0.005			
2008/09-2	ME-CC	field blank	1/2/2009	PCB	PCB 018	n/a	<	0.001	µg/L	EPA 625m	0.001	0.005			
2008/09-2	ME-VR2	field duplicate	1/2/2009	PCB	PCB 018	n/a	<	0.001	µg/L	EPA 625m	0.001	0.005			
2008/09-2	ME-VR2	lab duplicate	1/2/2009	PCB	PCB 018	n/a	<	0.001	µg/L	EPA 625m	0.001	0.005	0	30	
2008/09-2	ME-VR2	matrix spike	1/2/2009	PCB	PCB 018	n/a	=	0.3139	µg/L	EPA 625m	0.001	0.005			
2008/09-2	ME-VR2	matrix spike dup	1/2/2009	PCB	PCB 018	n/a	=	0.282	µg/L	EPA 625m	0.001	0.005			
2008/09-2	ME-VR2	matrix spike dup, rec	1/2/2009	PCB	PCB 018	n/a	=	76	%	EPA 625m	-88	-88	60	123	
2008/09-2	ME-VR2	matrix spike, rec	1/2/2009	PCB	PCB 018	n/a	=	86	%	EPA 625m	-88	-88	60	123	
2008/09-2	ME-VR2	matrix spike, RPD	1/2/2009	PCB	PCB 018	n/a	=	0	%	EPA 625m	-88	-88	0	30	
2008/09-2	Lab	LCS	1/2/2009	PCB	PCB 028	n/a	=	0.2188	µg/L	EPA 625m	0.001	0.005			
2008/09-2	Lab	LCS dup	1/2/2009	PCB	PCB 028	n/a	=	0.2139	µg/L	EPA 625m	0.001	0.005			
2008/09-2	Lab	LCS dup, rec	1/2/2009	PCB	PCB 028	n/a	=	92	%	EPA 625m	-88	-88	68	133	
2008/09-2	Lab	LCS, rec	1/2/2009	PCB	PCB 028	n/a	=	94	%	EPA 625m	-88	-88	68	133	
2008/09-2	Lab	LCS, RPD	1/2/2009	PCB	PCB 028	n/a	=	2	%	EPA 625m	-88	-88	0	30	
2008/09-2	Lab	method blank	1/2/2009	PCB	PCB 028	n/a	<	0.001	µg/L	EPA 625m	0.001	0.005			
2008/09-2	ME-CC	field blank	1/2/2009	PCB	PCB 028	n/a	<	0.001	µg/L	EPA 625m	0.001	0.005			
2008/09-2	ME-VR2	field duplicate	1/2/2009	PCB	PCB 028	n/a	<	0.001	µg/L	EPA 625m	0.001	0.005			
2008/09-2	ME-VR2	lab duplicate	1/2/2009	PCB	PCB 028	n/a	<	0.001	µg/L	EPA 625m	0.001	0.005	0	30	
2008/09-2	ME-VR2	matrix spike	1/2/2009	PCB	PCB 028	n/a	=	0.3606	µg/L	EPA 625m	0.001	0.005			
2008/09-2	ME-VR2	matrix spike dup	1/2/2009	PCB	PCB 028	n/a	=	0.3245	µg/L	EPA 625m	0.001	0.005			
2008/09-2	ME-VR2	matrix spike dup, rec	1/2/2009	PCB	PCB 028	n/a	=	87	%	EPA 625m	-88	-88	68	133	
2008/09-2	ME-VR2	matrix spike, rec	1/2/2009	PCB	PCB 028	n/a	=	99	%	EPA 625m	-88	-88	68	133	
2008/09-2	ME-VR2	matrix spike, RPD	1/2/2009	PCB	PCB 028	n/a	=	0	%	EPA 625m	-88	-88	0	30	
2008/09-2	Lab	srgt LCS	1/2/2009	PCB	PCB 030	n/a	=	0.44	µg/L	EPA 625m	-88	-88	41	139	
2008/09-2	Lab	srgt LCS dup	1/2/2009	PCB	PCB 030	n/a	=	0.465	µg/L	EPA 625m	-88	-88	41	139	
2008/09-2	Lab	srgt LCS dup, rec	1/2/2009	PCB	PCB 030	n/a	=	93	%	EPA 625m	-88	-88	41	139	
2008/09-2	Lab	srgt LCS, rec	1/2/2009	PCB	PCB 030	n/a	=	88	%	EPA 625m	-88	-88	41	139	
2008/09-2	Lab	srgt LCS, RPD	1/2/2009	PCB	PCB 030	n/a	=	6	%	EPA 625m	-88	-88	0	30	
2008/09-2	Lab	srgt method blank	1/2/2009	PCB	PCB 030	n/a	=	0.47	µg/L	EPA 625m	-88	-88	41	139	
2008/09-2	Lab	srgt method blank, rec	1/2/2009	PCB	PCB 030	n/a	=	94	%	EPA 625m	-88	-88	41	139	
2008/09-2	ME-CC	srgt environ	1/2/2009	PCB	PCB 030	n/a	=	0.335	µg/L	EPA 625m	-88	-88	41	139	
2008/09-2	ME-CC	srgt environ, rec	1/2/2009	PCB	PCB 030	n/a	=	67	%	EPA 625m	-88	-88	41	139	
2008/09-2	ME-CC	srgt field blank	1/2/2009	PCB	PCB 030	n/a	=	0.43	µg/L	EPA 625m	-88	-88	41	139	
2008/09-2	ME-CC	srgt field blank, rec	1/2/2009	PCB	PCB 030	n/a	=	86	%	EPA 625m	-88	-88	41	139	
2008/09-2	ME-SCR	srgt environ	1/2/2009	PCB	PCB 030	n/a	=	0.485	µg/L	EPA 625m	-88	-88	41	139	
2008/09-2	ME-SCR	srgt environ, rec	1/2/2009	PCB	PCB 030	n/a	=	97	%	EPA 625m	-88	-88	41	139	
2008/09-2	ME-VR2	srgt environ	1/2/2009	PCB	PCB 030	n/a	=	0.385	µg/L	EPA 625m	-88	-88	41	139	
2008/09-2	ME-VR2	srgt environ	1/2/2009	PCB	PCB 030	n/a	=	0.495	µg/L	EPA 625m	-88	-88	-88	-88	
2008/09-2	ME-VR2	srgt environ	1/2/2009	PCB	PCB 030	n/a	=	0.495	µg/L	EPA 625m	-88	-88	41	139	
2008/09-2	ME-VR2	srgt environ, rec	1/2/2009	PCB	PCB 030	n/a	=	99	%	EPA 625m	-88	-88	41	139	
2008/09-2	ME-VR2	srgt environ, rec	1/2/2009	PCB	PCB 030	n/a	=	77	%	EPA 625m	-88	-88	41	139	
2008/09-2	ME-VR2	srgt environ, rec	1/2/2009	PCB	PCB 030	n/a	=	99	%	EPA 625m	-88	-88	41	139	
2008/09-2	ME-VR2	srgt matrix spike	1/2/2009	PCB	PCB 030	n/a	=	0.495	µg/L	EPA 625m	-88	-88	41	139	
2008/09-2	ME-VR2	srgt matrix spike dup	1/2/2009	PCB	PCB 030	n/a	=	0.49	µg/L	EPA 625m	-88	-88	41	139	
2008/09-2	ME-VR2	srgt matrix spike dup, rec	1/2/2009	PCB	PCB 030	n/a	=	98	%	EPA 625m	-88	-88	41	139	
2008/09-2	ME-VR2	srgt matrix spike, rec	1/2/2009	PCB	PCB 030	n/a	=	99	%	EPA 625m	-88	-88	41	139	
2008/09-2	ME-VR2	srgt matrix spike, RPD	1/2/2009	PCB	PCB 030	n/a	=	1	%	EPA 625m	-88	-88	0	30	

Appendix G
2008/09 QA/QC Analysis Results

Event ID	Site ID	QA/QC Sample Type	Analysis Date	Classification	Constituent	Fraction	Sign	Result	Units	Method	MDL	RL	QA LCL	QA UCL	DQO Comp.
2008/09-2	Lab	LCS	1/2/2009	PCB	PCB 031	n/a	=	0.2068	µg/L	EPA 625m	0.001	0.005			
2008/09-2	Lab	LCS dup	1/2/2009	PCB	PCB 031	n/a	=	0.1949	µg/L	EPA 625m	0.001	0.005			
2008/09-2	Lab	LCS dup, rec	1/2/2009	PCB	PCB 031	n/a	=	84	%	EPA 625m	-88	-88	64	122	
2008/09-2	Lab	LCS, rec	1/2/2009	PCB	PCB 031	n/a	=	89	%	EPA 625m	-88	-88	64	122	
2008/09-2	Lab	LCS, RPD	1/2/2009	PCB	PCB 031	n/a	=	6	%	EPA 625m	-88	-88	0	30	
2008/09-2	Lab	method blank	1/2/2009	PCB	PCB 031	n/a	<	0.001	µg/L	EPA 625m	0.001	0.005			
2008/09-2	ME-CC	field blank	1/2/2009	PCB	PCB 031	n/a	<	0.001	µg/L	EPA 625m	0.001	0.005			
2008/09-2	ME-VR2	field duplicate	1/2/2009	PCB	PCB 031	n/a	<	0.001	µg/L	EPA 625m	0.001	0.005			
2008/09-2	ME-VR2	lab duplicate	1/2/2009	PCB	PCB 031	n/a	<	0.001	µg/L	EPA 625m	0.001	0.005	0	30	
2008/09-2	ME-VR2	matrix spike	1/2/2009	PCB	PCB 031	n/a	=	0.2994	µg/L	EPA 625m	0.001	0.005			
2008/09-2	ME-VR2	matrix spike dup	1/2/2009	PCB	PCB 031	n/a	=	0.2803	µg/L	EPA 625m	0.001	0.005			
2008/09-2	ME-VR2	matrix spike dup, rec	1/2/2009	PCB	PCB 031	n/a	=	75	%	EPA 625m	-88	-88	64	122	
2008/09-2	ME-VR2	matrix spike, rec	1/2/2009	PCB	PCB 031	n/a	=	82	%	EPA 625m	-88	-88	64	122	
2008/09-2	ME-VR2	matrix spike, RPD	1/2/2009	PCB	PCB 031	n/a	=	0	%	EPA 625m	-88	-88	0	30	
2008/09-2	Lab	LCS	1/2/2009	PCB	PCB 033	n/a	=	0.2115	µg/L	EPA 625m	0.001	0.005			
2008/09-2	Lab	LCS dup	1/2/2009	PCB	PCB 033	n/a	=	0.2018	µg/L	EPA 625m	0.001	0.005			
2008/09-2	Lab	LCS dup, rec	1/2/2009	PCB	PCB 033	n/a	=	87	%	EPA 625m	-88	-88	69	120	
2008/09-2	Lab	LCS, rec	1/2/2009	PCB	PCB 033	n/a	=	91	%	EPA 625m	-88	-88	69	120	
2008/09-2	Lab	LCS, RPD	1/2/2009	PCB	PCB 033	n/a	=	4	%	EPA 625m	-88	-88	0	30	
2008/09-2	Lab	method blank	1/2/2009	PCB	PCB 033	n/a	<	0.001	µg/L	EPA 625m	0.001	0.005			
2008/09-2	ME-CC	field blank	1/2/2009	PCB	PCB 033	n/a	<	0.001	µg/L	EPA 625m	0.001	0.005			
2008/09-2	ME-VR2	field duplicate	1/2/2009	PCB	PCB 033	n/a	<	0.001	µg/L	EPA 625m	0.001	0.005			
2008/09-2	ME-VR2	lab duplicate	1/2/2009	PCB	PCB 033	n/a	<	0.001	µg/L	EPA 625m	0.001	0.005	0	30	
2008/09-2	ME-VR2	matrix spike	1/2/2009	PCB	PCB 033	n/a	=	0.3331	µg/L	EPA 625m	0.001	0.005			
2008/09-2	ME-VR2	matrix spike dup	1/2/2009	PCB	PCB 033	n/a	=	0.3062	µg/L	EPA 625m	0.001	0.005			
2008/09-2	ME-VR2	matrix spike dup, rec	1/2/2009	PCB	PCB 033	n/a	=	82	%	EPA 625m	-88	-88	69	120	
2008/09-2	ME-VR2	matrix spike, rec	1/2/2009	PCB	PCB 033	n/a	=	92	%	EPA 625m	-88	-88	69	120	
2008/09-2	ME-VR2	matrix spike, RPD	1/2/2009	PCB	PCB 033	n/a	=	0	%	EPA 625m	-88	-88	0	30	
2008/09-2	Lab	LCS	1/2/2009	PCB	PCB 037	n/a	=	0.2193	µg/L	EPA 625m	0.001	0.005			
2008/09-2	Lab	LCS dup	1/2/2009	PCB	PCB 037	n/a	=	0.2071	µg/L	EPA 625m	0.001	0.005			
2008/09-2	Lab	LCS dup, rec	1/2/2009	PCB	PCB 037	n/a	=	89	%	EPA 625m	-88	-88	74	135	
2008/09-2	Lab	LCS, rec	1/2/2009	PCB	PCB 037	n/a	=	95	%	EPA 625m	-88	-88	74	135	
2008/09-2	Lab	LCS, RPD	1/2/2009	PCB	PCB 037	n/a	=	7	%	EPA 625m	-88	-88	0	30	
2008/09-2	Lab	method blank	1/2/2009	PCB	PCB 037	n/a	<	0.001	µg/L	EPA 625m	0.001	0.005			
2008/09-2	ME-CC	field blank	1/2/2009	PCB	PCB 037	n/a	<	0.001	µg/L	EPA 625m	0.001	0.005			
2008/09-2	ME-VR2	field duplicate	1/2/2009	PCB	PCB 037	n/a	<	0.001	µg/L	EPA 625m	0.001	0.005			
2008/09-2	ME-VR2	lab duplicate	1/2/2009	PCB	PCB 037	n/a	<	0.001	µg/L	EPA 625m	0.001	0.005	0	30	
2008/09-2	ME-VR2	matrix spike	1/2/2009	PCB	PCB 037	n/a	=	0.3484	µg/L	EPA 625m	0.001	0.005			
2008/09-2	ME-VR2	matrix spike dup	1/2/2009	PCB	PCB 037	n/a	=	0.3455	µg/L	EPA 625m	0.001	0.005			
2008/09-2	ME-VR2	matrix spike dup, rec	1/2/2009	PCB	PCB 037	n/a	=	93	%	EPA 625m	-88	-88	74	135	
2008/09-2	ME-VR2	matrix spike, rec	1/2/2009	PCB	PCB 037	n/a	=	96	%	EPA 625m	-88	-88	74	135	
2008/09-2	ME-VR2	matrix spike, RPD	1/2/2009	PCB	PCB 037	n/a	=	0	%	EPA 625m	-88	-88	0	30	
2008/09-2	Lab	LCS	1/2/2009	PCB	PCB 044	n/a	=	0.2272	µg/L	EPA 625m	0.001	0.005			
2008/09-2	Lab	LCS dup	1/2/2009	PCB	PCB 044	n/a	=	0.208	µg/L	EPA 625m	0.001	0.005			
2008/09-2	Lab	LCS dup, rec	1/2/2009	PCB	PCB 044	n/a	=	90	%	EPA 625m	-88	-88	68	123	
2008/09-2	Lab	LCS, rec	1/2/2009	PCB	PCB 044	n/a	=	98	%	EPA 625m	-88	-88	68	123	
2008/09-2	Lab	LCS, RPD	1/2/2009	PCB	PCB 044	n/a	=	9	%	EPA 625m	-88	-88	0	30	
2008/09-2	Lab	method blank	1/2/2009	PCB	PCB 044	n/a	<	0.001	µg/L	EPA 625m	0.001	0.005			
2008/09-2	ME-CC	field blank	1/2/2009	PCB	PCB 044	n/a	<	0.001	µg/L	EPA 625m	0.001	0.005			
2008/09-2	ME-VR2	field duplicate	1/2/2009	PCB	PCB 044	n/a	<	0.001	µg/L	EPA 625m	0.001	0.005			
2008/09-2	ME-VR2	lab duplicate	1/2/2009	PCB	PCB 044	n/a	<	0.001	µg/L	EPA 625m	0.001	0.005	0	30	
2008/09-2	ME-VR2	matrix spike	1/2/2009	PCB	PCB 044	n/a	=	0.3381	µg/L	EPA 625m	0.001	0.005			
2008/09-2	ME-VR2	matrix spike dup	1/2/2009	PCB	PCB 044	n/a	=	0.3206	µg/L	EPA 625m	0.001	0.005			
2008/09-2	ME-VR2	matrix spike dup, rec	1/2/2009	PCB	PCB 044	n/a	=	86	%	EPA 625m	-88	-88	68	123	
2008/09-2	ME-VR2	matrix spike, rec	1/2/2009	PCB	PCB 044	n/a	=	93	%	EPA 625m	-88	-88	68	123	
2008/09-2	ME-VR2	matrix spike, RPD	1/2/2009	PCB	PCB 044	n/a	=	0	%	EPA 625m	-88	-88	0	30	

Appendix G
2008/09 QA/QC Analysis Results

Event ID	Site ID	QA/QC Sample Type	Analysis Date	Classification	Constituent	Fraction	Sign	Result	Units	Method	MDL	RL	QA LCL	QA UCL	DQO Comp.
2008/09-2	Lab	LCS	1/2/2009	PCB	PCB 049	n/a	=	0.2147	µg/L	EPA 625m	0.001	0.005			
2008/09-2	Lab	LCS dup	1/2/2009	PCB	PCB 049	n/a	=	0.1959	µg/L	EPA 625m	0.001	0.005			
2008/09-2	Lab	LCS dup, rec	1/2/2009	PCB	PCB 049	n/a	=	85	%	EPA 625m	-88	-88	67	115	
2008/09-2	Lab	LCS, rec	1/2/2009	PCB	PCB 049	n/a	=	93	%	EPA 625m	-88	-88	67	115	
2008/09-2	Lab	LCS, RPD	1/2/2009	PCB	PCB 049	n/a	=	9	%	EPA 625m	-88	-88	0	30	
2008/09-2	Lab	method blank	1/2/2009	PCB	PCB 049	n/a	<	0.001	µg/L	EPA 625m	0.001	0.005			
2008/09-2	ME-CC	field blank	1/2/2009	PCB	PCB 049	n/a	<	0.001	µg/L	EPA 625m	0.001	0.005			
2008/09-2	ME-VR2	field duplicate	1/2/2009	PCB	PCB 049	n/a	<	0.001	µg/L	EPA 625m	0.001	0.005			
2008/09-2	ME-VR2	lab duplicate	1/2/2009	PCB	PCB 049	n/a	<	0.001	µg/L	EPA 625m	0.001	0.005	0	30	
2008/09-2	ME-VR2	matrix spike	1/2/2009	PCB	PCB 049	n/a	=	0.3279	µg/L	EPA 625m	0.001	0.005			
2008/09-2	ME-VR2	matrix spike dup	1/2/2009	PCB	PCB 049	n/a	=	0.3014	µg/L	EPA 625m	0.001	0.005			
2008/09-2	ME-VR2	matrix spike dup, rec	1/2/2009	PCB	PCB 049	n/a	=	81	%	EPA 625m	-88	-88	67	115	
2008/09-2	ME-VR2	matrix spike, rec	1/2/2009	PCB	PCB 049	n/a	=	90	%	EPA 625m	-88	-88	67	115	
2008/09-2	ME-VR2	matrix spike, RPD	1/2/2009	PCB	PCB 049	n/a	=	0	%	EPA 625m	-88	-88	0	30	
2008/09-2	Lab	LCS	1/2/2009	PCB	PCB 052	n/a	=	0.2105	µg/L	EPA 625m	0.001	0.005			
2008/09-2	Lab	LCS dup	1/2/2009	PCB	PCB 052	n/a	=	0.1986	µg/L	EPA 625m	0.001	0.005			
2008/09-2	Lab	LCS dup, rec	1/2/2009	PCB	PCB 052	n/a	=	86	%	EPA 625m	-88	-88	68	122	
2008/09-2	Lab	LCS, rec	1/2/2009	PCB	PCB 052	n/a	=	91	%	EPA 625m	-88	-88	68	122	
2008/09-2	Lab	LCS, RPD	1/2/2009	PCB	PCB 052	n/a	=	6	%	EPA 625m	-88	-88	0	30	
2008/09-2	Lab	method blank	1/2/2009	PCB	PCB 052	n/a	<	0.001	µg/L	EPA 625m	0.001	0.005			
2008/09-2	ME-CC	field blank	1/2/2009	PCB	PCB 052	n/a	<	0.001	µg/L	EPA 625m	0.001	0.005			
2008/09-2	ME-VR2	field duplicate	1/2/2009	PCB	PCB 052	n/a	<	0.001	µg/L	EPA 625m	0.001	0.005			
2008/09-2	ME-VR2	lab duplicate	1/2/2009	PCB	PCB 052	n/a	<	0.001	µg/L	EPA 625m	0.001	0.005	0	30	
2008/09-2	ME-VR2	matrix spike	1/2/2009	PCB	PCB 052	n/a	=	0.3208	µg/L	EPA 625m	0.001	0.005			
2008/09-2	ME-VR2	matrix spike dup	1/2/2009	PCB	PCB 052	n/a	=	0.2926	µg/L	EPA 625m	0.001	0.005			
2008/09-2	ME-VR2	matrix spike dup, rec	1/2/2009	PCB	PCB 052	n/a	=	79	%	EPA 625m	-88	-88	68	122	
2008/09-2	ME-VR2	matrix spike, rec	1/2/2009	PCB	PCB 052	n/a	=	88	%	EPA 625m	-88	-88	68	122	
2008/09-2	ME-VR2	matrix spike, RPD	1/2/2009	PCB	PCB 052	n/a	=	0	%	EPA 625m	-88	-88	0	30	
2008/09-2	Lab	LCS	1/2/2009	PCB	PCB 056 + 060	n/a	=	0.2145	µg/L	EPA 625m	0.001	0.005			
2008/09-2	Lab	LCS dup	1/2/2009	PCB	PCB 056 + 060	n/a	=	0.2095	µg/L	EPA 625m	0.001	0.005			
2008/09-2	Lab	LCS dup, rec	1/2/2009	PCB	PCB 056 + 060	n/a	=	90	%	EPA 625m	-88	-88	57	150	
2008/09-2	Lab	LCS, rec	1/2/2009	PCB	PCB 056 + 060	n/a	=	93	%	EPA 625m	-88	-88	57	150	
2008/09-2	Lab	LCS, RPD	1/2/2009	PCB	PCB 056 + 060	n/a	=	3	%	EPA 625m	-88	-88	0	30	
2008/09-2	Lab	method blank	1/2/2009	PCB	PCB 056 + 060	n/a	<	0.001	µg/L	EPA 625m	0.001	0.005			
2008/09-2	ME-CC	field blank	1/2/2009	PCB	PCB 056 + 060	n/a	<	0.001	µg/L	EPA 625m	0.001	0.005			
2008/09-2	ME-VR2	field duplicate	1/2/2009	PCB	PCB 056 + 060	n/a	<	0.001	µg/L	EPA 625m	0.001	0.005			
2008/09-2	ME-VR2	lab duplicate	1/2/2009	PCB	PCB 056 + 060	n/a	<	0.001	µg/L	EPA 625m	0.001	0.005	0	30	
2008/09-2	ME-VR2	matrix spike	1/2/2009	PCB	PCB 056 + 060	n/a	=	0.3577	µg/L	EPA 625m	0.001	0.005			
2008/09-2	ME-VR2	matrix spike dup	1/2/2009	PCB	PCB 056 + 060	n/a	=	0.3343	µg/L	EPA 625m	0.001	0.005			
2008/09-2	ME-VR2	matrix spike dup, rec	1/2/2009	PCB	PCB 056 + 060	n/a	=	90	%	EPA 625m	-88	-88	57	150	
2008/09-2	ME-VR2	matrix spike, rec	1/2/2009	PCB	PCB 056 + 060	n/a	=	98	%	EPA 625m	-88	-88	57	150	
2008/09-2	ME-VR2	matrix spike, RPD	1/2/2009	PCB	PCB 056 + 060	n/a	=	0	%	EPA 625m	-88	-88	0	30	
2008/09-2	Lab	LCS	1/2/2009	PCB	PCB 066	n/a	=	0.2137	µg/L	EPA 625m	0.001	0.005			
2008/09-2	Lab	LCS dup	1/2/2009	PCB	PCB 066	n/a	=	0.2251	µg/L	EPA 625m	0.001	0.005			
2008/09-2	Lab	LCS dup, rec	1/2/2009	PCB	PCB 066	n/a	=	97	%	EPA 625m	-88	-88	70	119	
2008/09-2	Lab	LCS, rec	1/2/2009	PCB	PCB 066	n/a	=	92	%	EPA 625m	-88	-88	70	119	
2008/09-2	Lab	LCS, RPD	1/2/2009	PCB	PCB 066	n/a	=	5	%	EPA 625m	-88	-88	0	30	
2008/09-2	Lab	method blank	1/2/2009	PCB	PCB 066	n/a	<	0.001	µg/L	EPA 625m	0.001	0.005			
2008/09-2	ME-CC	field blank	1/2/2009	PCB	PCB 066	n/a	<	0.001	µg/L	EPA 625m	0.001	0.005			
2008/09-2	ME-VR2	field duplicate	1/2/2009	PCB	PCB 066	n/a	<	0.001	µg/L	EPA 625m	0.001	0.005			
2008/09-2	ME-VR2	lab duplicate	1/2/2009	PCB	PCB 066	n/a	<	0.001	µg/L	EPA 625m	0.001	0.005	0	30	
2008/09-2	ME-VR2	matrix spike	1/2/2009	PCB	PCB 066	n/a	=	0.3354	µg/L	EPA 625m	0.001	0.005			
2008/09-2	ME-VR2	matrix spike dup	1/2/2009	PCB	PCB 066	n/a	=	0.3257	µg/L	EPA 625m	0.001	0.005			
2008/09-2	ME-VR2	matrix spike dup, rec	1/2/2009	PCB	PCB 066	n/a	=	88	%	EPA 625m	-88	-88	70	119	
2008/09-2	ME-VR2	matrix spike, rec	1/2/2009	PCB	PCB 066	n/a	=	92	%	EPA 625m	-88	-88	70	119	
2008/09-2	ME-VR2	matrix spike, RPD	1/2/2009	PCB	PCB 066	n/a	=	0	%	EPA 625m	-88	-88	0	30	

Appendix G
2008/09 QA/QC Analysis Results

Event ID	Site ID	QA/QC Sample Type	Analysis Date	Classification	Constituent	Fraction	Sign	Result	Units	Method	MDL	RL	QA LCL	QA UCL	DQO Comp.
2008/09-2	Lab	LCS	1/2/2009	PCB	PCB 070	n/a	=	0.221	µg/L	EPA 625m	0.001	0.005			
2008/09-2	Lab	LCS dup	1/2/2009	PCB	PCB 070	n/a	=	0.2101	µg/L	EPA 625m	0.001	0.005			
2008/09-2	Lab	LCS dup, rec	1/2/2009	PCB	PCB 070	n/a	=	91	%	EPA 625m	-88	-88	70	137	
2008/09-2	Lab	LCS, rec	1/2/2009	PCB	PCB 070	n/a	=	95	%	EPA 625m	-88	-88	70	137	
2008/09-2	Lab	LCS, RPD	1/2/2009	PCB	PCB 070	n/a	=	4	%	EPA 625m	-88	-88	0	30	
2008/09-2	Lab	method blank	1/2/2009	PCB	PCB 070	n/a	<	0.001	µg/L	EPA 625m	0.001	0.005			
2008/09-2	ME-CC	field blank	1/2/2009	PCB	PCB 070	n/a	<	0.001	µg/L	EPA 625m	0.001	0.005			
2008/09-2	ME-VR2	field duplicate	1/2/2009	PCB	PCB 070	n/a	<	0.001	µg/L	EPA 625m	0.001	0.005			
2008/09-2	ME-VR2	lab duplicate	1/2/2009	PCB	PCB 070	n/a	<	0.001	µg/L	EPA 625m	0.001	0.005	0	30	
2008/09-2	ME-VR2	matrix spike	1/2/2009	PCB	PCB 070	n/a	=	0.3356	µg/L	EPA 625m	0.001	0.005			
2008/09-2	ME-VR2	matrix spike dup	1/2/2009	PCB	PCB 070	n/a	=	0.3199	µg/L	EPA 625m	0.001	0.005			
2008/09-2	ME-VR2	matrix spike dup, rec	1/2/2009	PCB	PCB 070	n/a	=	86	%	EPA 625m	-88	-88	70	137	
2008/09-2	ME-VR2	matrix spike, rec	1/2/2009	PCB	PCB 070	n/a	=	92	%	EPA 625m	-88	-88	70	137	
2008/09-2	ME-VR2	matrix spike, RPD	1/2/2009	PCB	PCB 070	n/a	=	0	%	EPA 625m	-88	-88	0	30	
2008/09-2	Lab	LCS	1/2/2009	PCB	PCB 074	n/a	=	0.2155	µg/L	EPA 625m	0.001	0.005			
2008/09-2	Lab	LCS dup	1/2/2009	PCB	PCB 074	n/a	=	0.2049	µg/L	EPA 625m	0.001	0.005			
2008/09-2	Lab	LCS dup, rec	1/2/2009	PCB	PCB 074	n/a	=	88	%	EPA 625m	-88	-88	75	135	
2008/09-2	Lab	LCS, rec	1/2/2009	PCB	PCB 074	n/a	=	93	%	EPA 625m	-88	-88	75	135	
2008/09-2	Lab	LCS, RPD	1/2/2009	PCB	PCB 074	n/a	=	6	%	EPA 625m	-88	-88	0	30	
2008/09-2	Lab	method blank	1/2/2009	PCB	PCB 074	n/a	<	0.001	µg/L	EPA 625m	0.001	0.005			
2008/09-2	ME-CC	field blank	1/2/2009	PCB	PCB 074	n/a	<	0.001	µg/L	EPA 625m	0.001	0.005			
2008/09-2	ME-VR2	field duplicate	1/2/2009	PCB	PCB 074	n/a	<	0.001	µg/L	EPA 625m	0.001	0.005			
2008/09-2	ME-VR2	lab duplicate	1/2/2009	PCB	PCB 074	n/a	<	0.001	µg/L	EPA 625m	0.001	0.005	0	30	
2008/09-2	ME-VR2	matrix spike	1/2/2009	PCB	PCB 074	n/a	=	0.3456	µg/L	EPA 625m	0.001	0.005			
2008/09-2	ME-VR2	matrix spike dup	1/2/2009	PCB	PCB 074	n/a	=	0.3307	µg/L	EPA 625m	0.001	0.005			
2008/09-2	ME-VR2	matrix spike dup, rec	1/2/2009	PCB	PCB 074	n/a	=	89	%	EPA 625m	-88	-88	75	135	
2008/09-2	ME-VR2	matrix spike, rec	1/2/2009	PCB	PCB 074	n/a	=	95	%	EPA 625m	-88	-88	75	135	
2008/09-2	ME-VR2	matrix spike, RPD	1/2/2009	PCB	PCB 074	n/a	=	0	%	EPA 625m	-88	-88	0	30	
2008/09-2	Lab	LCS	1/2/2009	PCB	PCB 077	n/a	=	0.2315	µg/L	EPA 625m	0.001	0.005			
2008/09-2	Lab	LCS dup	1/2/2009	PCB	PCB 077	n/a	=	0.2059	µg/L	EPA 625m	0.001	0.005			
2008/09-2	Lab	LCS dup, rec	1/2/2009	PCB	PCB 077	n/a	=	89	%	EPA 625m	-88	-88	74	137	
2008/09-2	Lab	LCS, rec	1/2/2009	PCB	PCB 077	n/a	=	100	%	EPA 625m	-88	-88	74	137	
2008/09-2	Lab	LCS, RPD	1/2/2009	PCB	PCB 077	n/a	=	12	%	EPA 625m	-88	-88	0	30	
2008/09-2	Lab	method blank	1/2/2009	PCB	PCB 077	n/a	<	0.001	µg/L	EPA 625m	0.001	0.005			
2008/09-2	ME-CC	field blank	1/2/2009	PCB	PCB 077	n/a	<	0.001	µg/L	EPA 625m	0.001	0.005			
2008/09-2	ME-VR2	field duplicate	1/2/2009	PCB	PCB 077	n/a	<	0.001	µg/L	EPA 625m	0.001	0.005			
2008/09-2	ME-VR2	lab duplicate	1/2/2009	PCB	PCB 077	n/a	<	0.001	µg/L	EPA 625m	0.001	0.005	0	30	
2008/09-2	ME-VR2	matrix spike	1/2/2009	PCB	PCB 077	n/a	=	0.3799	µg/L	EPA 625m	0.001	0.005			
2008/09-2	ME-VR2	matrix spike dup	1/2/2009	PCB	PCB 077	n/a	=	0.3457	µg/L	EPA 625m	0.001	0.005			
2008/09-2	ME-VR2	matrix spike dup, rec	1/2/2009	PCB	PCB 077	n/a	=	93	%	EPA 625m	-88	-88	74	137	
2008/09-2	ME-VR2	matrix spike, rec	1/2/2009	PCB	PCB 077	n/a	=	105	%	EPA 625m	-88	-88	74	137	
2008/09-2	ME-VR2	matrix spike, RPD	1/2/2009	PCB	PCB 077	n/a	=	0	%	EPA 625m	-88	-88	0	30	
2008/09-2	Lab	LCS	1/2/2009	PCB	PCB 081	n/a	=	0.2285	µg/L	EPA 625m	0.001	0.005			
2008/09-2	Lab	LCS dup	1/2/2009	PCB	PCB 081	n/a	=	0.2275	µg/L	EPA 625m	0.001	0.005			
2008/09-2	Lab	LCS dup, rec	1/2/2009	PCB	PCB 081	n/a	=	98	%	EPA 625m	-88	-88	71	138	
2008/09-2	Lab	LCS, rec	1/2/2009	PCB	PCB 081	n/a	=	99	%	EPA 625m	-88	-88	71	138	
2008/09-2	Lab	LCS, RPD	1/2/2009	PCB	PCB 081	n/a	=	1	%	EPA 625m	-88	-88	0	30	
2008/09-2	Lab	method blank	1/2/2009	PCB	PCB 081	n/a	<	0.001	µg/L	EPA 625m	0.001	0.005			
2008/09-2	ME-CC	field blank	1/2/2009	PCB	PCB 081	n/a	<	0.001	µg/L	EPA 625m	0.001	0.005			
2008/09-2	ME-VR2	field duplicate	1/2/2009	PCB	PCB 081	n/a	<	0.001	µg/L	EPA 625m	0.001	0.005			
2008/09-2	ME-VR2	lab duplicate	1/2/2009	PCB	PCB 081	n/a	<	0.001	µg/L	EPA 625m	0.001	0.005	0	30	
2008/09-2	ME-VR2	matrix spike	1/2/2009	PCB	PCB 081	n/a	=	0.3514	µg/L	EPA 625m	0.001	0.005			
2008/09-2	ME-VR2	matrix spike dup	1/2/2009	PCB	PCB 081	n/a	=	0.3691	µg/L	EPA 625m	0.001	0.005			
2008/09-2	ME-VR2	matrix spike dup, rec	1/2/2009	PCB	PCB 081	n/a	=	99	%	EPA 625m	-88	-88	71	138	
2008/09-2	ME-VR2	matrix spike, rec	1/2/2009	PCB	PCB 081	n/a	=	97	%	EPA 625m	-88	-88	71	138	
2008/09-2	ME-VR2	matrix spike, RPD	1/2/2009	PCB	PCB 081	n/a	=	0	%	EPA 625m	-88	-88	0	30	

Appendix G
2008/09 QA/QC Analysis Results

Event ID	Site ID	QA/QC Sample Type	Analysis Date	Classification	Constituent	Fraction	Sign	Result	Units	Method	MDL	RL	QA LCL	QA UCL	DQO Comp.
2008/09-2	Lab	LCS	1/2/2009	PCB	PCB 087	n/a	=	0.2076	µg/L	EPA 625m	0.001	0.005			
2008/09-2	Lab	LCS dup	1/2/2009	PCB	PCB 087	n/a	=	0.198	µg/L	EPA 625m	0.001	0.005			
2008/09-2	Lab	LCS dup, rec	1/2/2009	PCB	PCB 087	n/a	=	85	%	EPA 625m	-88	-88			
2008/09-2	Lab	LCS, rec	1/2/2009	PCB	PCB 087	n/a	=	90	%	EPA 625m	-88	-88	73	116	
2008/09-2	Lab	LCS, RPD	1/2/2009	PCB	PCB 087	n/a	=	6	%	EPA 625m	-88	-88	0	30	
2008/09-2	Lab	method blank	1/2/2009	PCB	PCB 087	n/a	<	0.001	µg/L	EPA 625m	0.001	0.005			
2008/09-2	ME-CC	field blank	1/2/2009	PCB	PCB 087	n/a	<	0.001	µg/L	EPA 625m	0.001	0.005			
2008/09-2	ME-VR2	field duplicate	1/2/2009	PCB	PCB 087	n/a	<	0.001	µg/L	EPA 625m	0.001	0.005			
2008/09-2	ME-VR2	lab duplicate	1/2/2009	PCB	PCB 087	n/a	<	0.001	µg/L	EPA 625m	0.001	0.005	0	30	
2008/09-2	ME-VR2	matrix spike	1/2/2009	PCB	PCB 087	n/a	=	0.3287	µg/L	EPA 625m	0.001	0.005			
2008/09-2	ME-VR2	matrix spike dup	1/2/2009	PCB	PCB 087	n/a	=	0.3248	µg/L	EPA 625m	0.001	0.005			
2008/09-2	ME-VR2	matrix spike dup, rec	1/2/2009	PCB	PCB 087	n/a	=	87	%	EPA 625m	-88	-88	73	116	
2008/09-2	ME-VR2	matrix spike, rec	1/2/2009	PCB	PCB 087	n/a	=	90	%	EPA 625m	-88	-88	73	116	
2008/09-2	ME-VR2	matrix spike, RPD	1/2/2009	PCB	PCB 087	n/a	=	0	%	EPA 625m	-88	-88	0	30	
2008/09-2	Lab	LCS	1/2/2009	PCB	PCB 095	n/a	=	0.221	µg/L	EPA 625m	0.001	0.005			
2008/09-2	Lab	LCS dup	1/2/2009	PCB	PCB 095	n/a	=	0.1976	µg/L	EPA 625m	0.001	0.005			
2008/09-2	Lab	LCS dup, rec	1/2/2009	PCB	PCB 095	n/a	=	85	%	EPA 625m	-88	-88	64	118	
2008/09-2	Lab	LCS, rec	1/2/2009	PCB	PCB 095	n/a	=	95	%	EPA 625m	-88	-88	64	118	
2008/09-2	Lab	LCS, RPD	1/2/2009	PCB	PCB 095	n/a	=	11	%	EPA 625m	-88	-88	0	30	
2008/09-2	Lab	method blank	1/2/2009	PCB	PCB 095	n/a	<	0.001	µg/L	EPA 625m	0.001	0.005			
2008/09-2	ME-CC	field blank	1/2/2009	PCB	PCB 095	n/a	<	0.001	µg/L	EPA 625m	0.001	0.005			
2008/09-2	ME-VR2	field duplicate	1/2/2009	PCB	PCB 095	n/a	<	0.001	µg/L	EPA 625m	0.001	0.005			
2008/09-2	ME-VR2	lab duplicate	1/2/2009	PCB	PCB 095	n/a	<	0.001	µg/L	EPA 625m	0.001	0.005	0	30	
2008/09-2	ME-VR2	matrix spike	1/2/2009	PCB	PCB 095	n/a	=	0.3152	µg/L	EPA 625m	0.001	0.005			
2008/09-2	ME-VR2	matrix spike dup	1/2/2009	PCB	PCB 095	n/a	=	0.2961	µg/L	EPA 625m	0.001	0.005			
2008/09-2	ME-VR2	matrix spike dup, rec	1/2/2009	PCB	PCB 095	n/a	=	80	%	EPA 625m	-88	-88	64	118	
2008/09-2	ME-VR2	matrix spike, rec	1/2/2009	PCB	PCB 095	n/a	=	87	%	EPA 625m	-88	-88	64	118	
2008/09-2	ME-VR2	matrix spike, RPD	1/2/2009	PCB	PCB 095	n/a	=	0	%	EPA 625m	-88	-88	0	30	
2008/09-2	Lab	LCS	1/2/2009	PCB	PCB 097	n/a	=	0.2159	µg/L	EPA 625m	0.001	0.005			
2008/09-2	Lab	LCS dup	1/2/2009	PCB	PCB 097	n/a	=	0.2062	µg/L	EPA 625m	0.001	0.005			
2008/09-2	Lab	LCS dup, rec	1/2/2009	PCB	PCB 097	n/a	=	89	%	EPA 625m	-88	-88	66	122	
2008/09-2	Lab	LCS, rec	1/2/2009	PCB	PCB 097	n/a	=	93	%	EPA 625m	-88	-88	66	122	
2008/09-2	Lab	LCS, RPD	1/2/2009	PCB	PCB 097	n/a	=	4	%	EPA 625m	-88	-88	0	30	
2008/09-2	Lab	method blank	1/2/2009	PCB	PCB 097	n/a	<	0.001	µg/L	EPA 625m	0.001	0.005			
2008/09-2	ME-CC	field blank	1/2/2009	PCB	PCB 097	n/a	<	0.001	µg/L	EPA 625m	0.001	0.005			
2008/09-2	ME-VR2	field duplicate	1/2/2009	PCB	PCB 097	n/a	<	0.001	µg/L	EPA 625m	0.001	0.005			
2008/09-2	ME-VR2	lab duplicate	1/2/2009	PCB	PCB 097	n/a	<	0.001	µg/L	EPA 625m	0.001	0.005	0	30	
2008/09-2	ME-VR2	matrix spike	1/2/2009	PCB	PCB 097	n/a	=	0.3285	µg/L	EPA 625m	0.001	0.005			
2008/09-2	ME-VR2	matrix spike dup	1/2/2009	PCB	PCB 097	n/a	=	0.3263	µg/L	EPA 625m	0.001	0.005			
2008/09-2	ME-VR2	matrix spike dup, rec	1/2/2009	PCB	PCB 097	n/a	=	88	%	EPA 625m	-88	-88	66	122	
2008/09-2	ME-VR2	matrix spike, rec	1/2/2009	PCB	PCB 097	n/a	=	90	%	EPA 625m	-88	-88	66	122	
2008/09-2	ME-VR2	matrix spike, RPD	1/2/2009	PCB	PCB 097	n/a	=	0	%	EPA 625m	-88	-88	0	30	
2008/09-2	Lab	LCS	1/2/2009	PCB	PCB 099	n/a	=	0.2135	µg/L	EPA 625m	0.001	0.005			
2008/09-2	Lab	LCS dup	1/2/2009	PCB	PCB 099	n/a	=	0.2086	µg/L	EPA 625m	0.001	0.005			
2008/09-2	Lab	LCS dup, rec	1/2/2009	PCB	PCB 099	n/a	=	90	%	EPA 625m	-88	-88	68	130	
2008/09-2	Lab	LCS, rec	1/2/2009	PCB	PCB 099	n/a	=	92	%	EPA 625m	-88	-88	68	130	
2008/09-2	Lab	LCS, RPD	1/2/2009	PCB	PCB 099	n/a	=	2	%	EPA 625m	-88	-88	0	30	
2008/09-2	Lab	method blank	1/2/2009	PCB	PCB 099	n/a	<	0.001	µg/L	EPA 625m	0.001	0.005			
2008/09-2	ME-CC	field blank	1/2/2009	PCB	PCB 099	n/a	<	0.001	µg/L	EPA 625m	0.001	0.005			
2008/09-2	ME-VR2	field duplicate	1/2/2009	PCB	PCB 099	n/a	<	0.001	µg/L	EPA 625m	0.001	0.005			
2008/09-2	ME-VR2	lab duplicate	1/2/2009	PCB	PCB 099	n/a	<	0.001	µg/L	EPA 625m	0.001	0.005	0	30	
2008/09-2	ME-VR2	matrix spike	1/2/2009	PCB	PCB 099	n/a	=	0.3219	µg/L	EPA 625m	0.001	0.005			
2008/09-2	ME-VR2	matrix spike dup	1/2/2009	PCB	PCB 099	n/a	=	0.3232	µg/L	EPA 625m	0.001	0.005			
2008/09-2	ME-VR2	matrix spike dup, rec	1/2/2009	PCB	PCB 099	n/a	=	87	%	EPA 625m	-88	-88	68	130	
2008/09-2	ME-VR2	matrix spike, rec	1/2/2009	PCB	PCB 099	n/a	=	89	%	EPA 625m	-88	-88	68	130	
2008/09-2	ME-VR2	matrix spike, RPD	1/2/2009	PCB	PCB 099	n/a	=	0	%	EPA 625m	-88	-88	0	30	

Appendix G
2008/09 QA/QC Analysis Results

Event ID	Site ID	QA/QC Sample Type	Analysis Date	Classification	Constituent	Fraction	Sign	Result	Units	Method	MDL	RL	QA LCL	QA UCL	DQO Comp.
2008/09-2	Lab	LCS	1/2/2009	PCB	PCB 101	n/a	=	0.2106	µg/L	EPA 625m	0.001	0.005			
2008/09-2	Lab	LCS dup	1/2/2009	PCB	PCB 101	n/a	=	0.2044	µg/L	EPA 625m	0.001	0.005			
2008/09-2	Lab	LCS dup, rec	1/2/2009	PCB	PCB 101	n/a	=	88	%	EPA 625m	-88	-88	67	118	
2008/09-2	Lab	LCS, rec	1/2/2009	PCB	PCB 101	n/a	=	91	%	EPA 625m	-88	-88	67	118	
2008/09-2	Lab	LCS, RPD	1/2/2009	PCB	PCB 101	n/a	=	3	%	EPA 625m	-88	-88	0	30	
2008/09-2	Lab	method blank	1/2/2009	PCB	PCB 101	n/a	<	0.001	µg/L	EPA 625m	0.001	0.005			
2008/09-2	ME-CC	field blank	1/2/2009	PCB	PCB 101	n/a	<	0.001	µg/L	EPA 625m	0.001	0.005			
2008/09-2	ME-VR2	field duplicate	1/2/2009	PCB	PCB 101	n/a	<	0.001	µg/L	EPA 625m	0.001	0.005			
2008/09-2	ME-VR2	lab duplicate	1/2/2009	PCB	PCB 101	n/a	<	0.001	µg/L	EPA 625m	0.001	0.005	0	30	
2008/09-2	ME-VR2	matrix spike	1/2/2009	PCB	PCB 101	n/a	=	0.3287	µg/L	EPA 625m	0.001	0.005			
2008/09-2	ME-VR2	matrix spike dup	1/2/2009	PCB	PCB 101	n/a	=	0.3177	µg/L	EPA 625m	0.001	0.005			
2008/09-2	ME-VR2	matrix spike dup, rec	1/2/2009	PCB	PCB 101	n/a	=	85	%	EPA 625m	-88	-88	67	118	
2008/09-2	ME-VR2	matrix spike, rec	1/2/2009	PCB	PCB 101	n/a	=	90	%	EPA 625m	-88	-88	67	118	
2008/09-2	ME-VR2	matrix spike, RPD	1/2/2009	PCB	PCB 101	n/a	=	0	%	EPA 625m	-88	-88	0	30	
2008/09-2	Lab	LCS	1/2/2009	PCB	PCB 105	n/a	=	0.2186	µg/L	EPA 625m	0.001	0.005			
2008/09-2	Lab	LCS dup	1/2/2009	PCB	PCB 105	n/a	=	0.22	µg/L	EPA 625m	0.001	0.005			
2008/09-2	Lab	LCS dup, rec	1/2/2009	PCB	PCB 105	n/a	=	95	%	EPA 625m	-88	-88	70	119	
2008/09-2	Lab	LCS, rec	1/2/2009	PCB	PCB 105	n/a	=	94	%	EPA 625m	-88	-88	70	119	
2008/09-2	Lab	LCS, RPD	1/2/2009	PCB	PCB 105	n/a	=	1	%	EPA 625m	-88	-88	0	30	
2008/09-2	Lab	method blank	1/2/2009	PCB	PCB 105	n/a	<	0.001	µg/L	EPA 625m	0.001	0.005			
2008/09-2	ME-CC	field blank	1/2/2009	PCB	PCB 105	n/a	<	0.001	µg/L	EPA 625m	0.001	0.005			
2008/09-2	ME-VR2	field duplicate	1/2/2009	PCB	PCB 105	n/a	<	0.001	µg/L	EPA 625m	0.001	0.005			
2008/09-2	ME-VR2	lab duplicate	1/2/2009	PCB	PCB 105	n/a	<	0.001	µg/L	EPA 625m	0.001	0.005	0	30	
2008/09-2	ME-VR2	matrix spike	1/2/2009	PCB	PCB 105	n/a	=	0.339	µg/L	EPA 625m	0.001	0.005			
2008/09-2	ME-VR2	matrix spike dup	1/2/2009	PCB	PCB 105	n/a	=	0.3498	µg/L	EPA 625m	0.001	0.005			
2008/09-2	ME-VR2	matrix spike dup, rec	1/2/2009	PCB	PCB 105	n/a	=	94	%	EPA 625m	-88	-88	70	119	
2008/09-2	ME-VR2	matrix spike, rec	1/2/2009	PCB	PCB 105	n/a	=	93	%	EPA 625m	-88	-88	70	119	
2008/09-2	ME-VR2	matrix spike, RPD	1/2/2009	PCB	PCB 105	n/a	=	0	%	EPA 625m	-88	-88	0	30	
2008/09-2	Lab	LCS	1/2/2009	PCB	PCB 110	n/a	=	0.2194	µg/L	EPA 625m	0.001	0.005			
2008/09-2	Lab	LCS dup	1/2/2009	PCB	PCB 110	n/a	=	0.2175	µg/L	EPA 625m	0.001	0.005			
2008/09-2	Lab	LCS dup, rec	1/2/2009	PCB	PCB 110	n/a	=	94	%	EPA 625m	-88	-88	67	120	
2008/09-2	Lab	LCS, rec	1/2/2009	PCB	PCB 110	n/a	=	95	%	EPA 625m	-88	-88	67	120	
2008/09-2	Lab	LCS, RPD	1/2/2009	PCB	PCB 110	n/a	=	1	%	EPA 625m	-88	-88	0	30	
2008/09-2	Lab	method blank	1/2/2009	PCB	PCB 110	n/a	<	0.001	µg/L	EPA 625m	0.001	0.005			
2008/09-2	ME-CC	field blank	1/2/2009	PCB	PCB 110	n/a	<	0.001	µg/L	EPA 625m	0.001	0.005			
2008/09-2	ME-VR2	field duplicate	1/2/2009	PCB	PCB 110	n/a	<	0.001	µg/L	EPA 625m	0.001	0.005			
2008/09-2	ME-VR2	lab duplicate	1/2/2009	PCB	PCB 110	n/a	<	0.001	µg/L	EPA 625m	0.001	0.005	0	30	
2008/09-2	ME-VR2	matrix spike	1/2/2009	PCB	PCB 110	n/a	=	0.3377	µg/L	EPA 625m	0.001	0.005			
2008/09-2	ME-VR2	matrix spike dup	1/2/2009	PCB	PCB 110	n/a	=	0.3313	µg/L	EPA 625m	0.001	0.005			
2008/09-2	ME-VR2	matrix spike dup, rec	1/2/2009	PCB	PCB 110	n/a	=	89	%	EPA 625m	-88	-88	67	120	
2008/09-2	ME-VR2	matrix spike, rec	1/2/2009	PCB	PCB 110	n/a	=	93	%	EPA 625m	-88	-88	67	120	
2008/09-2	ME-VR2	matrix spike, RPD	1/2/2009	PCB	PCB 110	n/a	=	0	%	EPA 625m	-88	-88	0	30	
2008/09-2	Lab	srgt LCS	1/2/2009	PCB	PCB 112	n/a	=	0.515	µg/L	EPA 625m	-88	-88	52	144	
2008/09-2	Lab	srgt LCS dup	1/2/2009	PCB	PCB 112	n/a	=	0.49	µg/L	EPA 625m	-88	-88	52	144	
2008/09-2	Lab	srgt LCS dup, rec	1/2/2009	PCB	PCB 112	n/a	=	98	%	EPA 625m	-88	-88	52	144	
2008/09-2	Lab	srgt LCS, rec	1/2/2009	PCB	PCB 112	n/a	=	103	%	EPA 625m	-88	-88	52	144	
2008/09-2	Lab	srgt LCS, RPD	1/2/2009	PCB	PCB 112	n/a	=	5	%	EPA 625m	-88	-88	0	30	
2008/09-2	Lab	srgt method blank	1/2/2009	PCB	PCB 112	n/a	=	0.495	µg/L	EPA 625m	-88	-88	52	144	
2008/09-2	Lab	srgt method blank, rec	1/2/2009	PCB	PCB 112	n/a	=	99	%	EPA 625m	-88	-88	52	144	
2008/09-2	ME-CC	srgt environ	1/2/2009	PCB	PCB 112	n/a	=	0.305	µg/L	EPA 625m	-88	-88	52	144	
2008/09-2	ME-CC	srgt environ, rec	1/2/2009	PCB	PCB 112	n/a	=	61	%	EPA 625m	-88	-88	52	144	
2008/09-2	ME-CC	srgt field blank	1/2/2009	PCB	PCB 112	n/a	=	0.38	µg/L	EPA 625m	-88	-88	52	144	
2008/09-2	ME-CC	srgt field blank, rec	1/2/2009	PCB	PCB 112	n/a	=	76	%	EPA 625m	-88	-88	52	144	
2008/09-2	ME-SCR	srgt environ	1/2/2009	PCB	PCB 112	n/a	=	0.445	µg/L	EPA 625m	-88	-88	52	144	
2008/09-2	ME-SCR	srgt environ, rec	1/2/2009	PCB	PCB 112	n/a	=	89	%	EPA 625m	-88	-88	52	144	
2008/09-2	ME-VR2	srgt environ	1/2/2009	PCB	PCB 112	n/a	=	0.435	µg/L	EPA 625m	-88	-88	-88	-88	

Appendix G
2008/09 QA/QC Analysis Results

Event ID	Site ID	QA/QC Sample Type	Analysis Date	Classification	Constituent	Fraction	Sign	Result	Units	Method	MDL	RL	QA LCL	QA UCL	DQO Comp.
2008/09-2	ME-VR2	srgt environ	1/2/2009	PCB	PCB 112	n/a	=	0.3	µg/L	EPA 625m	-88	-88	52	144	
2008/09-2	ME-VR2	srgt environ	1/2/2009	PCB	PCB 112	n/a	=	0.465	µg/L	EPA 625m	-88	-88	52	144	
2008/09-2	ME-VR2	srgt environ, rec	1/2/2009	PCB	PCB 112	n/a	=	60	%	EPA 625m	-88	-88	52	144	
2008/09-2	ME-VR2	srgt environ, rec	1/2/2009	PCB	PCB 112	n/a	=	93	%	EPA 625m	-88	-88	52	144	
2008/09-2	ME-VR2	srgt environ, rec	1/2/2009	PCB	PCB 112	n/a	=	87	%	EPA 625m	-88	-88	52	144	
2008/09-2	ME-VR2	srgt matrix spike	1/2/2009	PCB	PCB 112	n/a	=	0.495	µg/L	EPA 625m	-88	-88	52	144	
2008/09-2	ME-VR2	srgt matrix spike dup	1/2/2009	PCB	PCB 112	n/a	=	0.465	µg/L	EPA 625m	-88	-88	52	144	
2008/09-2	ME-VR2	srgt matrix spike dup, rec	1/2/2009	PCB	PCB 112	n/a	=	93	%	EPA 625m	-88	-88	52	144	
2008/09-2	ME-VR2	srgt matrix spike, rec	1/2/2009	PCB	PCB 112	n/a	=	99	%	EPA 625m	-88	-88	52	144	
2008/09-2	ME-VR2	srgt matrix spike, RPD	1/2/2009	PCB	PCB 112	n/a	=	6	%	EPA 625m	-88	-88	0	30	
2008/09-2	Lab	LCS	1/2/2009	PCB	PCB 114	n/a	=	0.2212	µg/L	EPA 625m	0.001	0.005			
2008/09-2	Lab	LCS dup	1/2/2009	PCB	PCB 114	n/a	=	0.2212	µg/L	EPA 625m	0.001	0.005			
2008/09-2	Lab	LCS dup, rec	1/2/2009	PCB	PCB 114	n/a	=	96	%	EPA 625m	-88	-88	76	137	
2008/09-2	Lab	LCS, rec	1/2/2009	PCB	PCB 114	n/a	=	96	%	EPA 625m	-88	-88	76	137	
2008/09-2	Lab	LCS, RPD	1/2/2009	PCB	PCB 114	n/a	=	0	%	EPA 625m	-88	-88	0	30	
2008/09-2	Lab	method blank	1/2/2009	PCB	PCB 114	n/a	<	0.001	µg/L	EPA 625m	0.001	0.005			
2008/09-2	ME-CC	field blank	1/2/2009	PCB	PCB 114	n/a	<	0.001	µg/L	EPA 625m	0.001	0.005			
2008/09-2	ME-VR2	field duplicate	1/2/2009	PCB	PCB 114	n/a	<	0.001	µg/L	EPA 625m	0.001	0.005			
2008/09-2	ME-VR2	lab duplicate	1/2/2009	PCB	PCB 114	n/a	<	0.001	µg/L	EPA 625m	0.001	0.005	0	30	
2008/09-2	ME-VR2	matrix spike	1/2/2009	PCB	PCB 114	n/a	=	0.3603	µg/L	EPA 625m	0.001	0.005			
2008/09-2	ME-VR2	matrix spike dup	1/2/2009	PCB	PCB 114	n/a	=	0.3672	µg/L	EPA 625m	0.001	0.005			
2008/09-2	ME-VR2	matrix spike dup, rec	1/2/2009	PCB	PCB 114	n/a	=	99	%	EPA 625m	-88	-88	76	137	
2008/09-2	ME-VR2	matrix spike, rec	1/2/2009	PCB	PCB 114	n/a	=	99	%	EPA 625m	-88	-88	76	137	
2008/09-2	ME-VR2	matrix spike, RPD	1/2/2009	PCB	PCB 114	n/a	=	0	%	EPA 625m	-88	-88	0	30	
2008/09-2	Lab	LCS	1/2/2009	PCB	PCB 118	n/a	=	0.2098	µg/L	EPA 625m	0.001	0.005			
2008/09-2	Lab	LCS dup	1/2/2009	PCB	PCB 118	n/a	=	0.2167	µg/L	EPA 625m	0.001	0.005			
2008/09-2	Lab	LCS dup, rec	1/2/2009	PCB	PCB 118	n/a	=	94	%	EPA 625m	-88	-88	73	111	
2008/09-2	Lab	LCS, rec	1/2/2009	PCB	PCB 118	n/a	=	91	%	EPA 625m	-88	-88	73	111	
2008/09-2	Lab	LCS, RPD	1/2/2009	PCB	PCB 118	n/a	=	3	%	EPA 625m	-88	-88	0	30	
2008/09-2	Lab	method blank	1/2/2009	PCB	PCB 118	n/a	<	0.001	µg/L	EPA 625m	0.001	0.005			
2008/09-2	ME-CC	field blank	1/2/2009	PCB	PCB 118	n/a	<	0.001	µg/L	EPA 625m	0.001	0.005			
2008/09-2	ME-VR2	field duplicate	1/2/2009	PCB	PCB 118	n/a	<	0.001	µg/L	EPA 625m	0.001	0.005			
2008/09-2	ME-VR2	lab duplicate	1/2/2009	PCB	PCB 118	n/a	<	0.001	µg/L	EPA 625m	0.001	0.005	0	30	
2008/09-2	ME-VR2	matrix spike	1/2/2009	PCB	PCB 118	n/a	=	0.3335	µg/L	EPA 625m	0.001	0.005			
2008/09-2	ME-VR2	matrix spike dup	1/2/2009	PCB	PCB 118	n/a	=	0.3441	µg/L	EPA 625m	0.001	0.005			
2008/09-2	ME-VR2	matrix spike dup, rec	1/2/2009	PCB	PCB 118	n/a	=	92	%	EPA 625m	-88	-88	73	111	
2008/09-2	ME-VR2	matrix spike, rec	1/2/2009	PCB	PCB 118	n/a	=	92	%	EPA 625m	-88	-88	73	111	
2008/09-2	ME-VR2	matrix spike, RPD	1/2/2009	PCB	PCB 118	n/a	=	0	%	EPA 625m	-88	-88	0	30	
2008/09-2	Lab	LCS	1/2/2009	PCB	PCB 119	n/a	=	0.2133	µg/L	EPA 625m	0.001	0.005			
2008/09-2	Lab	LCS dup	1/2/2009	PCB	PCB 119	n/a	=	0.2036	µg/L	EPA 625m	0.001	0.005			
2008/09-2	Lab	LCS dup, rec	1/2/2009	PCB	PCB 119	n/a	=	88	%	EPA 625m	-88	-88	66	118	
2008/09-2	Lab	LCS, rec	1/2/2009	PCB	PCB 119	n/a	=	92	%	EPA 625m	-88	-88	66	118	
2008/09-2	Lab	LCS, RPD	1/2/2009	PCB	PCB 119	n/a	=	4	%	EPA 625m	-88	-88	0	30	
2008/09-2	Lab	method blank	1/2/2009	PCB	PCB 119	n/a	<	0.001	µg/L	EPA 625m	0.001	0.005			
2008/09-2	ME-CC	field blank	1/2/2009	PCB	PCB 119	n/a	<	0.001	µg/L	EPA 625m	0.001	0.005			
2008/09-2	ME-VR2	field duplicate	1/2/2009	PCB	PCB 119	n/a	<	0.001	µg/L	EPA 625m	0.001	0.005			
2008/09-2	ME-VR2	lab duplicate	1/2/2009	PCB	PCB 119	n/a	<	0.001	µg/L	EPA 625m	0.001	0.005	0	30	
2008/09-2	ME-VR2	matrix spike	1/2/2009	PCB	PCB 119	n/a	=	0.3248	µg/L	EPA 625m	0.001	0.005			
2008/09-2	ME-VR2	matrix spike dup	1/2/2009	PCB	PCB 119	n/a	=	0.3191	µg/L	EPA 625m	0.001	0.005			
2008/09-2	ME-VR2	matrix spike dup, rec	1/2/2009	PCB	PCB 119	n/a	=	86	%	EPA 625m	-88	-88	66	118	
2008/09-2	ME-VR2	matrix spike, rec	1/2/2009	PCB	PCB 119	n/a	=	89	%	EPA 625m	-88	-88	66	118	
2008/09-2	ME-VR2	matrix spike, RPD	1/2/2009	PCB	PCB 119	n/a	=	0	%	EPA 625m	-88	-88	0	30	
2008/09-2	Lab	LCS	1/2/2009	PCB	PCB 123	n/a	=	0.224	µg/L	EPA 625m	0.001	0.005			
2008/09-2	Lab	LCS dup	1/2/2009	PCB	PCB 123	n/a	=	0.2193	µg/L	EPA 625m	0.001	0.005			
2008/09-2	Lab	LCS dup, rec	1/2/2009	PCB	PCB 123	n/a	=	95	%	EPA 625m	-88	-88	73	120	
2008/09-2	Lab	LCS, rec	1/2/2009	PCB	PCB 123	n/a	=	97	%	EPA 625m	-88	-88	73	120	

Appendix G
2008/09 QA/QC Analysis Results

Event ID	Site ID	QA/QC Sample Type	Analysis Date	Classification	Constituent	Fraction	Sign	Result	Units	Method	MDL	RL	QA LCL	QA UCL	DQO Comp.
2008/09-2	Lab	LCS, RPD	1/2/2009	PCB	PCB 123	n/a	=	2	%	EPA 625m	-88	-88	0	30	
2008/09-2	Lab	method blank	1/2/2009	PCB	PCB 123	n/a	<	0.001	µg/L	EPA 625m	0.001	0.005			
2008/09-2	ME-CC	field blank	1/2/2009	PCB	PCB 123	n/a	<	0.001	µg/L	EPA 625m	0.001	0.005			
2008/09-2	ME-VR2	field duplicate	1/2/2009	PCB	PCB 123	n/a	<	0.001	µg/L	EPA 625m	0.001	0.005			
2008/09-2	ME-VR2	lab duplicate	1/2/2009	PCB	PCB 123	n/a	<	0.001	µg/L	EPA 625m	0.001	0.005	0	30	
2008/09-2	ME-VR2	matrix spike	1/2/2009	PCB	PCB 123	n/a	=	0.353	µg/L	EPA 625m	0.001	0.005			
2008/09-2	ME-VR2	matrix spike dup	1/2/2009	PCB	PCB 123	n/a	=	0.359	µg/L	EPA 625m	0.001	0.005			
2008/09-2	ME-VR2	matrix spike dup, rec	1/2/2009	PCB	PCB 123	n/a	=	96	%	EPA 625m	-88	-88	73	120	
2008/09-2	ME-VR2	matrix spike, rec	1/2/2009	PCB	PCB 123	n/a	=	97	%	EPA 625m	-88	-88	73	120	
2008/09-2	ME-VR2	matrix spike, RPD	1/2/2009	PCB	PCB 123	n/a	=	0	%	EPA 625m	-88	-88	0	30	
2008/09-2	Lab	LCS	1/2/2009	PCB	PCB 126	n/a	=	0.2192	µg/L	EPA 625m	0.001	0.005			
2008/09-2	Lab	LCS dup	1/2/2009	PCB	PCB 126	n/a	=	0.2269	µg/L	EPA 625m	0.001	0.005			
2008/09-2	Lab	LCS dup, rec	1/2/2009	PCB	PCB 126	n/a	=	98	%	EPA 625m	-88	-88	76	133	
2008/09-2	Lab	LCS, rec	1/2/2009	PCB	PCB 126	n/a	=	95	%	EPA 625m	-88	-88	76	133	
2008/09-2	Lab	LCS, RPD	1/2/2009	PCB	PCB 126	n/a	=	3	%	EPA 625m	-88	-88	0	30	
2008/09-2	Lab	method blank	1/2/2009	PCB	PCB 126	n/a	<	0.001	µg/L	EPA 625m	0.001	0.005			
2008/09-2	ME-CC	field blank	1/2/2009	PCB	PCB 126	n/a	<	0.001	µg/L	EPA 625m	0.001	0.005			
2008/09-2	ME-VR2	field duplicate	1/2/2009	PCB	PCB 126	n/a	<	0.001	µg/L	EPA 625m	0.001	0.005			
2008/09-2	ME-VR2	lab duplicate	1/2/2009	PCB	PCB 126	n/a	<	0.001	µg/L	EPA 625m	0.001	0.005	0	30	
2008/09-2	ME-VR2	matrix spike	1/2/2009	PCB	PCB 126	n/a	=	0.4056	µg/L	EPA 625m	0.001	0.005			
2008/09-2	ME-VR2	matrix spike dup	1/2/2009	PCB	PCB 126	n/a	=	0.4077	µg/L	EPA 625m	0.001	0.005			
2008/09-2	ME-VR2	matrix spike dup, rec	1/2/2009	PCB	PCB 126	n/a	=	110	%	EPA 625m	-88	-88	76	133	
2008/09-2	ME-VR2	matrix spike, rec	1/2/2009	PCB	PCB 126	n/a	=	112	%	EPA 625m	-88	-88	76	133	
2008/09-2	ME-VR2	matrix spike, RPD	1/2/2009	PCB	PCB 126	n/a	=	0	%	EPA 625m	-88	-88	0	30	
2008/09-2	Lab	LCS	1/2/2009	PCB	PCB 128	n/a	=	0.2112	µg/L	EPA 625m	0.001	0.005			
2008/09-2	Lab	LCS dup	1/2/2009	PCB	PCB 128	n/a	=	0.2164	µg/L	EPA 625m	0.001	0.005			
2008/09-2	Lab	LCS dup, rec	1/2/2009	PCB	PCB 128	n/a	=	93	%	EPA 625m	-88	-88	63	136	
2008/09-2	Lab	LCS, rec	1/2/2009	PCB	PCB 128	n/a	=	91	%	EPA 625m	-88	-88	63	136	
2008/09-2	Lab	LCS, RPD	1/2/2009	PCB	PCB 128	n/a	=	2	%	EPA 625m	-88	-88	0	30	
2008/09-2	Lab	method blank	1/2/2009	PCB	PCB 128	n/a	<	0.001	µg/L	EPA 625m	0.001	0.005			
2008/09-2	ME-CC	field blank	1/2/2009	PCB	PCB 128	n/a	<	0.001	µg/L	EPA 625m	0.001	0.005			
2008/09-2	ME-VR2	field duplicate	1/2/2009	PCB	PCB 128	n/a	<	0.001	µg/L	EPA 625m	0.001	0.005			
2008/09-2	ME-VR2	lab duplicate	1/2/2009	PCB	PCB 128	n/a	<	0.001	µg/L	EPA 625m	0.001	0.005	0	30	
2008/09-2	ME-VR2	matrix spike	1/2/2009	PCB	PCB 128	n/a	=	0.3668	µg/L	EPA 625m	0.001	0.005			
2008/09-2	ME-VR2	matrix spike dup	1/2/2009	PCB	PCB 128	n/a	=	0.3877	µg/L	EPA 625m	0.001	0.005			
2008/09-2	ME-VR2	matrix spike dup, rec	1/2/2009	PCB	PCB 128	n/a	=	104	%	EPA 625m	-88	-88	63	136	
2008/09-2	ME-VR2	matrix spike, rec	1/2/2009	PCB	PCB 128	n/a	=	101	%	EPA 625m	-88	-88	63	136	
2008/09-2	ME-VR2	matrix spike, RPD	1/2/2009	PCB	PCB 128	n/a	=	0	%	EPA 625m	-88	-88	0	30	
2008/09-2	Lab	LCS	1/2/2009	PCB	PCB 138	n/a	=	0.2229	µg/L	EPA 625m	0.001	0.005			
2008/09-2	Lab	LCS dup	1/2/2009	PCB	PCB 138	n/a	=	0.2196	µg/L	EPA 625m	0.001	0.005			
2008/09-2	Lab	LCS dup, rec	1/2/2009	PCB	PCB 138	n/a	=	95	%	EPA 625m	-88	-88	68	119	
2008/09-2	Lab	LCS, rec	1/2/2009	PCB	PCB 138	n/a	=	96	%	EPA 625m	-88	-88	68	119	
2008/09-2	Lab	LCS, RPD	1/2/2009	PCB	PCB 138	n/a	=	1	%	EPA 625m	-88	-88	0	30	
2008/09-2	Lab	method blank	1/2/2009	PCB	PCB 138	n/a	<	0.001	µg/L	EPA 625m	0.001	0.005			
2008/09-2	ME-CC	field blank	1/2/2009	PCB	PCB 138	n/a	<	0.001	µg/L	EPA 625m	0.001	0.005			
2008/09-2	ME-VR2	field duplicate	1/2/2009	PCB	PCB 138	n/a	<	0.001	µg/L	EPA 625m	0.001	0.005			
2008/09-2	ME-VR2	lab duplicate	1/2/2009	PCB	PCB 138	n/a	<	0.001	µg/L	EPA 625m	0.001	0.005	0	30	
2008/09-2	ME-VR2	matrix spike	1/2/2009	PCB	PCB 138	n/a	=	0.345	µg/L	EPA 625m	0.001	0.005			
2008/09-2	ME-VR2	matrix spike dup	1/2/2009	PCB	PCB 138	n/a	=	0.3684	µg/L	EPA 625m	0.001	0.005			
2008/09-2	ME-VR2	matrix spike dup, rec	1/2/2009	PCB	PCB 138	n/a	=	99	%	EPA 625m	-88	-88	68	119	
2008/09-2	ME-VR2	matrix spike, rec	1/2/2009	PCB	PCB 138	n/a	=	95	%	EPA 625m	-88	-88	68	119	
2008/09-2	ME-VR2	matrix spike, RPD	1/2/2009	PCB	PCB 138	n/a	=	0	%	EPA 625m	-88	-88	0	30	
2008/09-2	Lab	LCS	1/2/2009	PCB	PCB 141	n/a	=	0.2113	µg/L	EPA 625m	0.001	0.005			
2008/09-2	Lab	LCS dup	1/2/2009	PCB	PCB 141	n/a	=	0.2082	µg/L	EPA 625m	0.001	0.005			
2008/09-2	Lab	LCS dup, rec	1/2/2009	PCB	PCB 141	n/a	=	90	%	EPA 625m	-88	-88	61	130	
2008/09-2	Lab	LCS, rec	1/2/2009	PCB	PCB 141	n/a	=	91	%	EPA 625m	-88	-88	61	130	

Appendix G
2008/09 QA/QC Analysis Results

Event ID	Site ID	QA/QC Sample Type	Analysis Date	Classification	Constituent	Fraction	Sign	Result	Units	Method	MDL	RL	QA LCL	QA UCL	DQO Comp.
2008/09-2	Lab	LCS, RPD	1/2/2009	PCB	PCB 141	n/a	=	1	%	EPA 625m	-88	-88	0	30	
2008/09-2	Lab	method blank	1/2/2009	PCB	PCB 141	n/a	<	0.001	µg/L	EPA 625m	0.001	0.005			
2008/09-2	ME-CC	field blank	1/2/2009	PCB	PCB 141	n/a	<	0.001	µg/L	EPA 625m	0.001	0.005			
2008/09-2	ME-VR2	field duplicate	1/2/2009	PCB	PCB 141	n/a	<	0.001	µg/L	EPA 625m	0.001	0.005			
2008/09-2	ME-VR2	lab duplicate	1/2/2009	PCB	PCB 141	n/a	<	0.001	µg/L	EPA 625m	0.001	0.005	0	30	
2008/09-2	ME-VR2	matrix spike	1/2/2009	PCB	PCB 141	n/a	=	0.3234	µg/L	EPA 625m	0.001	0.005			
2008/09-2	ME-VR2	matrix spike dup	1/2/2009	PCB	PCB 141	n/a	=	0.3237	µg/L	EPA 625m	0.001	0.005			
2008/09-2	ME-VR2	matrix spike dup, rec	1/2/2009	PCB	PCB 141	n/a	=	87	%	EPA 625m	-88	-88	61	130	
2008/09-2	ME-VR2	matrix spike, rec	1/2/2009	PCB	PCB 141	n/a	=	89	%	EPA 625m	-88	-88	61	130	
2008/09-2	ME-VR2	matrix spike, RPD	1/2/2009	PCB	PCB 141	n/a	=	0	%	EPA 625m	-88	-88	0	30	
2008/09-2	Lab	LCS	1/2/2009	PCB	PCB 149	n/a	=	0.215	µg/L	EPA 625m	0.001	0.005			
2008/09-2	Lab	LCS dup	1/2/2009	PCB	PCB 149	n/a	=	0.2063	µg/L	EPA 625m	0.001	0.005			
2008/09-2	Lab	LCS dup, rec	1/2/2009	PCB	PCB 149	n/a	=	89	%	EPA 625m	-88	-88	65	119	
2008/09-2	Lab	LCS, rec	1/2/2009	PCB	PCB 149	n/a	=	93	%	EPA 625m	-88	-88	65	119	
2008/09-2	Lab	LCS, RPD	1/2/2009	PCB	PCB 149	n/a	=	4	%	EPA 625m	-88	-88	0	30	
2008/09-2	Lab	method blank	1/2/2009	PCB	PCB 149	n/a	<	0.001	µg/L	EPA 625m	0.001	0.005			
2008/09-2	ME-CC	field blank	1/2/2009	PCB	PCB 149	n/a	<	0.001	µg/L	EPA 625m	0.001	0.005			
2008/09-2	ME-VR2	field duplicate	1/2/2009	PCB	PCB 149	n/a	<	0.001	µg/L	EPA 625m	0.001	0.005			
2008/09-2	ME-VR2	lab duplicate	1/2/2009	PCB	PCB 149	n/a	<	0.001	µg/L	EPA 625m	0.001	0.005	0	30	
2008/09-2	ME-VR2	matrix spike	1/2/2009	PCB	PCB 149	n/a	=	0.3256	µg/L	EPA 625m	0.001	0.005			
2008/09-2	ME-VR2	matrix spike dup	1/2/2009	PCB	PCB 149	n/a	=	0.3216	µg/L	EPA 625m	0.001	0.005			
2008/09-2	ME-VR2	matrix spike dup, rec	1/2/2009	PCB	PCB 149	n/a	=	86	%	EPA 625m	-88	-88	65	119	
2008/09-2	ME-VR2	matrix spike, rec	1/2/2009	PCB	PCB 149	n/a	=	90	%	EPA 625m	-88	-88	65	119	
2008/09-2	ME-VR2	matrix spike, RPD	1/2/2009	PCB	PCB 149	n/a	=	0	%	EPA 625m	-88	-88	0	30	
2008/09-2	Lab	LCS	1/2/2009	PCB	PCB 151	n/a	=	0.2095	µg/L	EPA 625m	0.001	0.005			
2008/09-2	Lab	LCS dup	1/2/2009	PCB	PCB 151	n/a	=	0.1934	µg/L	EPA 625m	0.001	0.005			
2008/09-2	Lab	LCS dup, rec	1/2/2009	PCB	PCB 151	n/a	=	84	%	EPA 625m	-88	-88	70	116	
2008/09-2	Lab	LCS, rec	1/2/2009	PCB	PCB 151	n/a	=	90	%	EPA 625m	-88	-88	70	116	
2008/09-2	Lab	LCS, RPD	1/2/2009	PCB	PCB 151	n/a	=	8	%	EPA 625m	-88	-88	0	30	
2008/09-2	Lab	method blank	1/2/2009	PCB	PCB 151	n/a	<	0.001	µg/L	EPA 625m	0.001	0.005			
2008/09-2	ME-CC	field blank	1/2/2009	PCB	PCB 151	n/a	<	0.001	µg/L	EPA 625m	0.001	0.005			
2008/09-2	ME-VR2	field duplicate	1/2/2009	PCB	PCB 151	n/a	<	0.001	µg/L	EPA 625m	0.001	0.005			
2008/09-2	ME-VR2	lab duplicate	1/2/2009	PCB	PCB 151	n/a	<	0.001	µg/L	EPA 625m	0.001	0.005	0	30	
2008/09-2	ME-VR2	matrix spike	1/2/2009	PCB	PCB 151	n/a	=	0.3172	µg/L	EPA 625m	0.001	0.005			
2008/09-2	ME-VR2	matrix spike dup	1/2/2009	PCB	PCB 151	n/a	=	0.3127	µg/L	EPA 625m	0.001	0.005			
2008/09-2	ME-VR2	matrix spike dup, rec	1/2/2009	PCB	PCB 151	n/a	=	84	%	EPA 625m	-88	-88	70	116	
2008/09-2	ME-VR2	matrix spike, rec	1/2/2009	PCB	PCB 151	n/a	=	87	%	EPA 625m	-88	-88	70	116	
2008/09-2	ME-VR2	matrix spike, RPD	1/2/2009	PCB	PCB 151	n/a	=	0	%	EPA 625m	-88	-88	0	30	
2008/09-2	Lab	LCS	1/2/2009	PCB	PCB 153	n/a	=	0.209	µg/L	EPA 625m	0.001	0.005			
2008/09-2	Lab	LCS dup	1/2/2009	PCB	PCB 153	n/a	=	0.203	µg/L	EPA 625m	0.001	0.005			
2008/09-2	Lab	LCS dup, rec	1/2/2009	PCB	PCB 153	n/a	=	88	%	EPA 625m	-88	-88	76	109	
2008/09-2	Lab	LCS, rec	1/2/2009	PCB	PCB 153	n/a	=	90	%	EPA 625m	-88	-88	76	109	
2008/09-2	Lab	LCS, RPD	1/2/2009	PCB	PCB 153	n/a	=	2	%	EPA 625m	-88	-88	0	30	
2008/09-2	Lab	method blank	1/2/2009	PCB	PCB 153	n/a	<	0.001	µg/L	EPA 625m	0.001	0.005			
2008/09-2	ME-CC	field blank	1/2/2009	PCB	PCB 153	n/a	<	0.001	µg/L	EPA 625m	0.001	0.005			
2008/09-2	ME-VR2	field duplicate	1/2/2009	PCB	PCB 153	n/a	<	0.001	µg/L	EPA 625m	0.001	0.005			
2008/09-2	ME-VR2	lab duplicate	1/2/2009	PCB	PCB 153	n/a	<	0.001	µg/L	EPA 625m	0.001	0.005	0	30	
2008/09-2	ME-VR2	matrix spike	1/2/2009	PCB	PCB 153	n/a	=	0.3404	µg/L	EPA 625m	0.001	0.005			
2008/09-2	ME-VR2	matrix spike dup	1/2/2009	PCB	PCB 153	n/a	=	0.3384	µg/L	EPA 625m	0.001	0.005			
2008/09-2	ME-VR2	matrix spike dup, rec	1/2/2009	PCB	PCB 153	n/a	=	91	%	EPA 625m	-88	-88	76	109	
2008/09-2	ME-VR2	matrix spike, rec	1/2/2009	PCB	PCB 153	n/a	=	94	%	EPA 625m	-88	-88	76	109	
2008/09-2	ME-VR2	matrix spike, RPD	1/2/2009	PCB	PCB 153	n/a	=	0	%	EPA 625m	-88	-88	0	30	
2008/09-2	Lab	LCS	1/2/2009	PCB	PCB 156	n/a	=	0.2206	µg/L	EPA 625m	0.001	0.005			
2008/09-2	Lab	LCS dup	1/2/2009	PCB	PCB 156	n/a	=	0.2127	µg/L	EPA 625m	0.001	0.005			
2008/09-2	Lab	LCS dup, rec	1/2/2009	PCB	PCB 156	n/a	=	92	%	EPA 625m	-88	-88	71	118	
2008/09-2	Lab	LCS, rec	1/2/2009	PCB	PCB 156	n/a	=	95	%	EPA 625m	-88	-88	71	118	

Appendix G
2008/09 QA/QC Analysis Results

Event ID	Site ID	QA/QC Sample Type	Analysis Date	Classification	Constituent	Fraction	Sign	Result	Units	Method	MDL	RL	QA LCL	QA UCL	DQO Comp.
2008/09-2	Lab	LCS, RPD	1/2/2009	PCB	PCB 156	n/a	=	3	%	EPA 625m	-88	-88	0	30	
2008/09-2	Lab	method blank	1/2/2009	PCB	PCB 156	n/a	<	0.001	µg/L	EPA 625m	0.001	0.005			
2008/09-2	ME-CC	field blank	1/2/2009	PCB	PCB 156	n/a	<	0.001	µg/L	EPA 625m	0.001	0.005			
2008/09-2	ME-VR2	field duplicate	1/2/2009	PCB	PCB 156	n/a	<	0.001	µg/L	EPA 625m	0.001	0.005			
2008/09-2	ME-VR2	lab duplicate	1/2/2009	PCB	PCB 156	n/a	<	0.001	µg/L	EPA 625m	0.001	0.005	0	30	
2008/09-2	ME-VR2	matrix spike	1/2/2009	PCB	PCB 156	n/a	=	0.3932	µg/L	EPA 625m	0.001	0.005			
2008/09-2	ME-VR2	matrix spike dup	1/2/2009	PCB	PCB 156	n/a	=	0.3999	µg/L	EPA 625m	0.001	0.005			
2008/09-2	ME-VR2	matrix spike dup, rec	1/2/2009	PCB	PCB 156	n/a	=	107	%	EPA 625m	-88	-88	71	118	
2008/09-2	ME-VR2	matrix spike, rec	1/2/2009	PCB	PCB 156	n/a	=	108	%	EPA 625m	-88	-88	71	118	
2008/09-2	ME-VR2	matrix spike, RPD	1/2/2009	PCB	PCB 156	n/a	=	0	%	EPA 625m	-88	-88	0	30	
2008/09-2	Lab	LCS	1/2/2009	PCB	PCB 157	n/a	=	0.2369	µg/L	EPA 625m	0.001	0.005			
2008/09-2	Lab	LCS dup	1/2/2009	PCB	PCB 157	n/a	=	0.2287	µg/L	EPA 625m	0.001	0.005			
2008/09-2	Lab	LCS dup, rec	1/2/2009	PCB	PCB 157	n/a	=	99	%	EPA 625m	-88	-88	69	115	
2008/09-2	Lab	LCS, rec	1/2/2009	PCB	PCB 157	n/a	=	102	%	EPA 625m	-88	-88	69	115	
2008/09-2	Lab	LCS, RPD	1/2/2009	PCB	PCB 157	n/a	=	3	%	EPA 625m	-88	-88	0	30	
2008/09-2	Lab	method blank	1/2/2009	PCB	PCB 157	n/a	<	0.001	µg/L	EPA 625m	0.001	0.005			
2008/09-2	ME-CC	field blank	1/2/2009	PCB	PCB 157	n/a	<	0.001	µg/L	EPA 625m	0.001	0.005			
2008/09-2	ME-VR2	field duplicate	1/2/2009	PCB	PCB 157	n/a	<	0.001	µg/L	EPA 625m	0.001	0.005			
2008/09-2	ME-VR2	lab duplicate	1/2/2009	PCB	PCB 157	n/a	<	0.001	µg/L	EPA 625m	0.001	0.005	0	30	
2008/09-2	ME-VR2	matrix spike	1/2/2009	PCB	PCB 157	n/a	=	0.3766	µg/L	EPA 625m	0.001	0.005			
2008/09-2	ME-VR2	matrix spike dup	1/2/2009	PCB	PCB 157	n/a	=	0.3886	µg/L	EPA 625m	0.001	0.005			
2008/09-2	ME-VR2	matrix spike dup, rec	1/2/2009	PCB	PCB 157	n/a	=	104	%	EPA 625m	-88	-88	69	115	
2008/09-2	ME-VR2	matrix spike, rec	1/2/2009	PCB	PCB 157	n/a	=	104	%	EPA 625m	-88	-88	69	115	
2008/09-2	ME-VR2	matrix spike, RPD	1/2/2009	PCB	PCB 157	n/a	=	0	%	EPA 625m	-88	-88	0	30	
2008/09-2	Lab	LCS	1/2/2009	PCB	PCB 158	n/a	=	0.2174	µg/L	EPA 625m	0.001	0.005			
2008/09-2	Lab	LCS dup	1/2/2009	PCB	PCB 158	n/a	=	0.2217	µg/L	EPA 625m	0.001	0.005			
2008/09-2	Lab	LCS dup, rec	1/2/2009	PCB	PCB 158	n/a	=	96	%	EPA 625m	-88	-88	71	120	
2008/09-2	Lab	LCS, rec	1/2/2009	PCB	PCB 158	n/a	=	94	%	EPA 625m	-88	-88	71	120	
2008/09-2	Lab	LCS, RPD	1/2/2009	PCB	PCB 158	n/a	=	2	%	EPA 625m	-88	-88	0	30	
2008/09-2	Lab	method blank	1/2/2009	PCB	PCB 158	n/a	<	0.001	µg/L	EPA 625m	0.001	0.005			
2008/09-2	ME-CC	field blank	1/2/2009	PCB	PCB 158	n/a	<	0.001	µg/L	EPA 625m	0.001	0.005			
2008/09-2	ME-VR2	field duplicate	1/2/2009	PCB	PCB 158	n/a	<	0.001	µg/L	EPA 625m	0.001	0.005			
2008/09-2	ME-VR2	lab duplicate	1/2/2009	PCB	PCB 158	n/a	<	0.001	µg/L	EPA 625m	0.001	0.005	0	30	
2008/09-2	ME-VR2	matrix spike	1/2/2009	PCB	PCB 158	n/a	=	0.3527	µg/L	EPA 625m	0.001	0.005			
2008/09-2	ME-VR2	matrix spike dup	1/2/2009	PCB	PCB 158	n/a	=	0.3556	µg/L	EPA 625m	0.001	0.005			
2008/09-2	ME-VR2	matrix spike dup, rec	1/2/2009	PCB	PCB 158	n/a	=	96	%	EPA 625m	-88	-88	71	120	
2008/09-2	ME-VR2	matrix spike, rec	1/2/2009	PCB	PCB 158	n/a	=	97	%	EPA 625m	-88	-88	71	120	
2008/09-2	ME-VR2	matrix spike, RPD	1/2/2009	PCB	PCB 158	n/a	=	0	%	EPA 625m	-88	-88	0	30	
2008/09-2	Lab	LCS	1/2/2009	PCB	PCB 167	n/a	=	0.2014	µg/L	EPA 625m	0.001	0.005			
2008/09-2	Lab	LCS dup	1/2/2009	PCB	PCB 167	n/a	=	0.2073	µg/L	EPA 625m	0.001	0.005			
2008/09-2	Lab	LCS dup, rec	1/2/2009	PCB	PCB 167	n/a	=	90	%	EPA 625m	-88	-88	63	117	
2008/09-2	Lab	LCS, rec	1/2/2009	PCB	PCB 167	n/a	=	87	%	EPA 625m	-88	-88	63	117	
2008/09-2	Lab	LCS, RPD	1/2/2009	PCB	PCB 167	n/a	=	2	%	EPA 625m	-88	-88	0	30	
2008/09-2	Lab	method blank	1/2/2009	PCB	PCB 167	n/a	<	0.001	µg/L	EPA 625m	0.001	0.005			
2008/09-2	ME-CC	field blank	1/2/2009	PCB	PCB 167	n/a	<	0.001	µg/L	EPA 625m	0.001	0.005			
2008/09-2	ME-VR2	field duplicate	1/2/2009	PCB	PCB 167	n/a	<	0.001	µg/L	EPA 625m	0.001	0.005			
2008/09-2	ME-VR2	lab duplicate	1/2/2009	PCB	PCB 167	n/a	<	0.001	µg/L	EPA 625m	0.001	0.005	0	30	
2008/09-2	ME-VR2	matrix spike	1/2/2009	PCB	PCB 167	n/a	=	0.3353	µg/L	EPA 625m	0.001	0.005			
2008/09-2	ME-VR2	matrix spike dup	1/2/2009	PCB	PCB 167	n/a	=	0.3653	µg/L	EPA 625m	0.001	0.005			
2008/09-2	ME-VR2	matrix spike dup, rec	1/2/2009	PCB	PCB 167	n/a	=	98	%	EPA 625m	-88	-88	63	117	
2008/09-2	ME-VR2	matrix spike, rec	1/2/2009	PCB	PCB 167	n/a	=	92	%	EPA 625m	-88	-88	63	117	
2008/09-2	ME-VR2	matrix spike, RPD	1/2/2009	PCB	PCB 167	n/a	=	0	%	EPA 625m	-88	-88	0	30	
2008/09-2	Lab	LCS	1/2/2009	PCB	PCB 168 + 132	n/a	=	0.4196	µg/L	EPA 625m	0.001	0.005			
2008/09-2	Lab	LCS dup	1/2/2009	PCB	PCB 168 + 132	n/a	=	0.417	µg/L	EPA 625m	0.001	0.005			
2008/09-2	Lab	LCS dup, rec	1/2/2009	PCB	PCB 168 + 132	n/a	=	90	%	EPA 625m	-88	-88	67	116	
2008/09-2	Lab	LCS, rec	1/2/2009	PCB	PCB 168 + 132	n/a	=	91	%	EPA 625m	-88	-88	67	116	

Appendix G
2008/09 QA/QC Analysis Results

Event ID	Site ID	QA/QC Sample Type	Analysis Date	Classification	Constituent	Fraction	Sign	Result	Units	Method	MDL	RL	QA LCL	QA UCL	DQO Comp.
2008/09-2	Lab	LCS, RPD	1/2/2009	PCB	PCB 168 + 132	n/a	=	1	%	EPA 625m	-88	-88	0	30	
2008/09-2	Lab	method blank	1/2/2009	PCB	PCB 168 + 132	n/a	<	0.001	µg/L	EPA 625m	0.001	0.005			
2008/09-2	ME-CC	field blank	1/2/2009	PCB	PCB 168 + 132	n/a	<	0.001	µg/L	EPA 625m	0.001	0.005			
2008/09-2	ME-VR2	field duplicate	1/2/2009	PCB	PCB 168 + 132	n/a	<	0.001	µg/L	EPA 625m	0.001	0.005			
2008/09-2	ME-VR2	lab duplicate	1/2/2009	PCB	PCB 168 + 132	n/a	<	0.001	µg/L	EPA 625m	0.001	0.005	0	30	
2008/09-2	ME-VR2	matrix spike	1/2/2009	PCB	PCB 168 + 132	n/a	=	0.6332	µg/L	EPA 625m	0.001	0.005			
2008/09-2	ME-VR2	matrix spike dup	1/2/2009	PCB	PCB 168 + 132	n/a	=	0.6539	µg/L	EPA 625m	0.001	0.005			
2008/09-2	ME-VR2	matrix spike dup, rec	1/2/2009	PCB	PCB 168 + 132	n/a	=	88	%	EPA 625m	-88	-88	67	116	
2008/09-2	ME-VR2	matrix spike, rec	1/2/2009	PCB	PCB 168 + 132	n/a	=	87	%	EPA 625m	-88	-88	67	116	
2008/09-2	ME-VR2	matrix spike, RPD	1/2/2009	PCB	PCB 168 + 132	n/a	=	0	%	EPA 625m	-88	-88	0	30	
2008/09-2	Lab	LCS	1/2/2009	PCB	PCB 169	n/a	=	0.229	µg/L	EPA 625m	0.001	0.005			
2008/09-2	Lab	LCS dup	1/2/2009	PCB	PCB 169	n/a	=	0.2278	µg/L	EPA 625m	0.001	0.005			
2008/09-2	Lab	LCS dup, rec	1/2/2009	PCB	PCB 169	n/a	=	98	%	EPA 625m	-88	-88	73	128	
2008/09-2	Lab	LCS, rec	1/2/2009	PCB	PCB 169	n/a	=	99	%	EPA 625m	-88	-88	73	128	
2008/09-2	Lab	LCS, RPD	1/2/2009	PCB	PCB 169	n/a	=	1	%	EPA 625m	-88	-88	0	30	
2008/09-2	Lab	method blank	1/2/2009	PCB	PCB 169	n/a	<	0.001	µg/L	EPA 625m	0.001	0.005			
2008/09-2	ME-CC	field blank	1/2/2009	PCB	PCB 169	n/a	<	0.001	µg/L	EPA 625m	0.001	0.005			
2008/09-2	ME-VR2	field duplicate	1/2/2009	PCB	PCB 169	n/a	<	0.001	µg/L	EPA 625m	0.001	0.005			
2008/09-2	ME-VR2	lab duplicate	1/2/2009	PCB	PCB 169	n/a	<	0.001	µg/L	EPA 625m	0.001	0.005	0	30	
2008/09-2	ME-VR2	matrix spike	1/2/2009	PCB	PCB 169	n/a	=	0.4088	µg/L	EPA 625m	0.001	0.005			
2008/09-2	ME-VR2	matrix spike dup	1/2/2009	PCB	PCB 169	n/a	=	0.4515	µg/L	EPA 625m	0.001	0.005			
2008/09-2	ME-VR2	matrix spike dup, rec	1/2/2009	PCB	PCB 169	n/a	=	121	%	EPA 625m	-88	-88	73	128	
2008/09-2	ME-VR2	matrix spike, rec	1/2/2009	PCB	PCB 169	n/a	=	112	%	EPA 625m	-88	-88	73	128	
2008/09-2	ME-VR2	matrix spike, RPD	1/2/2009	PCB	PCB 169	n/a	=	0	%	EPA 625m	-88	-88	0	30	
2008/09-2	Lab	LCS	1/2/2009	PCB	PCB 170	n/a	=	0.225	µg/L	EPA 625m	0.001	0.005			
2008/09-2	Lab	LCS dup	1/2/2009	PCB	PCB 170	n/a	=	0.2188	µg/L	EPA 625m	0.001	0.005			
2008/09-2	Lab	LCS dup, rec	1/2/2009	PCB	PCB 170	n/a	=	94	%	EPA 625m	-88	-88	61	129	
2008/09-2	Lab	LCS, rec	1/2/2009	PCB	PCB 170	n/a	=	97	%	EPA 625m	-88	-88	61	129	
2008/09-2	Lab	LCS, RPD	1/2/2009	PCB	PCB 170	n/a	=	3	%	EPA 625m	-88	-88	0	30	
2008/09-2	Lab	method blank	1/2/2009	PCB	PCB 170	n/a	<	0.001	µg/L	EPA 625m	0.001	0.005			
2008/09-2	ME-CC	field blank	1/2/2009	PCB	PCB 170	n/a	<	0.001	µg/L	EPA 625m	0.001	0.005			
2008/09-2	ME-VR2	field duplicate	1/2/2009	PCB	PCB 170	n/a	<	0.001	µg/L	EPA 625m	0.001	0.005			
2008/09-2	ME-VR2	lab duplicate	1/2/2009	PCB	PCB 170	n/a	<	0.001	µg/L	EPA 625m	0.001	0.005	0	30	
2008/09-2	ME-VR2	matrix spike	1/2/2009	PCB	PCB 170	n/a	=	0.3957	µg/L	EPA 625m	0.001	0.005			
2008/09-2	ME-VR2	matrix spike dup	1/2/2009	PCB	PCB 170	n/a	=	0.4188	µg/L	EPA 625m	0.001	0.005			
2008/09-2	ME-VR2	matrix spike dup, rec	1/2/2009	PCB	PCB 170	n/a	=	113	%	EPA 625m	-88	-88	61	129	
2008/09-2	ME-VR2	matrix spike, rec	1/2/2009	PCB	PCB 170	n/a	=	109	%	EPA 625m	-88	-88	61	129	
2008/09-2	ME-VR2	matrix spike, RPD	1/2/2009	PCB	PCB 170	n/a	=	0	%	EPA 625m	-88	-88	0	30	
2008/09-2	Lab	LCS	1/2/2009	PCB	PCB 174	n/a	=	0.1777	µg/L	EPA 625m	0.001	0.005			
2008/09-2	Lab	LCS dup	1/2/2009	PCB	PCB 174	n/a	=	0.1874	µg/L	EPA 625m	0.001	0.005			
2008/09-2	Lab	LCS dup, rec	1/2/2009	PCB	PCB 174	n/a	=	81	%	EPA 625m	-88	-88	54	131	
2008/09-2	Lab	LCS, rec	1/2/2009	PCB	PCB 174	n/a	=	77	%	EPA 625m	-88	-88	54	131	
2008/09-2	Lab	LCS, RPD	1/2/2009	PCB	PCB 174	n/a	=	5	%	EPA 625m	-88	-88	0	30	
2008/09-2	Lab	method blank	1/2/2009	PCB	PCB 174	n/a	<	0.001	µg/L	EPA 625m	0.001	0.005			
2008/09-2	ME-CC	field blank	1/2/2009	PCB	PCB 174	n/a	<	0.001	µg/L	EPA 625m	0.001	0.005			
2008/09-2	ME-VR2	field duplicate	1/2/2009	PCB	PCB 174	n/a	<	0.001	µg/L	EPA 625m	0.001	0.005			
2008/09-2	ME-VR2	lab duplicate	1/2/2009	PCB	PCB 174	n/a	<	0.001	µg/L	EPA 625m	0.001	0.005	0	30	
2008/09-2	ME-VR2	matrix spike	1/2/2009	PCB	PCB 174	n/a	=	0.2962	µg/L	EPA 625m	0.001	0.005			
2008/09-2	ME-VR2	matrix spike dup	1/2/2009	PCB	PCB 174	n/a	=	0.2968	µg/L	EPA 625m	0.001	0.005			
2008/09-2	ME-VR2	matrix spike dup, rec	1/2/2009	PCB	PCB 174	n/a	=	80	%	EPA 625m	-88	-88	54	131	
2008/09-2	ME-VR2	matrix spike, rec	1/2/2009	PCB	PCB 174	n/a	=	81	%	EPA 625m	-88	-88	54	131	
2008/09-2	ME-VR2	matrix spike, RPD	1/2/2009	PCB	PCB 174	n/a	=	0	%	EPA 625m	-88	-88	0	30	
2008/09-2	Lab	LCS	1/2/2009	PCB	PCB 177	n/a	=	0.2328	µg/L	EPA 625m	0.001	0.005			
2008/09-2	Lab	LCS dup	1/2/2009	PCB	PCB 177	n/a	=	0.2252	µg/L	EPA 625m	0.001	0.005			
2008/09-2	Lab	LCS dup, rec	1/2/2009	PCB	PCB 177	n/a	=	97	%	EPA 625m	-88	-88	69	127	
2008/09-2	Lab	LCS, rec	1/2/2009	PCB	PCB 177	n/a	=	101	%	EPA 625m	-88	-88	69	127	

Appendix G
2008/09 QA/QC Analysis Results

Event ID	Site ID	QA/QC Sample Type	Analysis Date	Classification	Constituent	Fraction	Sign	Result	Units	Method	MDL	RL	QA LCL	QA UCL	DQO Comp.
2008/09-2	Lab	LCS, RPD	1/2/2009	PCB	PCB 177	n/a	=	3	%	EPA 625m	-88	-88	0	30	
2008/09-2	Lab	method blank	1/2/2009	PCB	PCB 177	n/a	<	0.001	µg/L	EPA 625m	0.001	0.005			
2008/09-2	ME-CC	field blank	1/2/2009	PCB	PCB 177	n/a	<	0.001	µg/L	EPA 625m	0.001	0.005			
2008/09-2	ME-VR2	field duplicate	1/2/2009	PCB	PCB 177	n/a	<	0.001	µg/L	EPA 625m	0.001	0.005			
2008/09-2	ME-VR2	lab duplicate	1/2/2009	PCB	PCB 177	n/a	<	0.001	µg/L	EPA 625m	0.001	0.005	0	30	
2008/09-2	ME-VR2	matrix spike	1/2/2009	PCB	PCB 177	n/a	=	0.3474	µg/L	EPA 625m	0.001	0.005			
2008/09-2	ME-VR2	matrix spike dup	1/2/2009	PCB	PCB 177	n/a	=	0.3703	µg/L	EPA 625m	0.001	0.005			
2008/09-2	ME-VR2	matrix spike dup, rec	1/2/2009	PCB	PCB 177	n/a	=	99	%	EPA 625m	-88	-88	69	127	
2008/09-2	ME-VR2	matrix spike, rec	1/2/2009	PCB	PCB 177	n/a	=	96	%	EPA 625m	-88	-88	69	127	
2008/09-2	ME-VR2	matrix spike, RPD	1/2/2009	PCB	PCB 177	n/a	=	0	%	EPA 625m	-88	-88	0	30	
2008/09-2	Lab	LCS	1/2/2009	PCB	PCB 180	n/a	=	0.2085	µg/L	EPA 625m	0.001	0.005			
2008/09-2	Lab	LCS dup	1/2/2009	PCB	PCB 180	n/a	=	0.2172	µg/L	EPA 625m	0.001	0.005			
2008/09-2	Lab	LCS dup, rec	1/2/2009	PCB	PCB 180	n/a	=	94	%	EPA 625m	-88	-88	65	126	
2008/09-2	Lab	LCS, rec	1/2/2009	PCB	PCB 180	n/a	=	90	%	EPA 625m	-88	-88	65	126	
2008/09-2	Lab	LCS, RPD	1/2/2009	PCB	PCB 180	n/a	=	4	%	EPA 625m	-88	-88	0	30	
2008/09-2	Lab	method blank	1/2/2009	PCB	PCB 180	n/a	<	0.001	µg/L	EPA 625m	0.001	0.005			
2008/09-2	ME-CC	field blank	1/2/2009	PCB	PCB 180	n/a	<	0.001	µg/L	EPA 625m	0.001	0.005			
2008/09-2	ME-VR2	field duplicate	1/2/2009	PCB	PCB 180	n/a	<	0.001	µg/L	EPA 625m	0.001	0.005			
2008/09-2	ME-VR2	lab duplicate	1/2/2009	PCB	PCB 180	n/a	<	0.001	µg/L	EPA 625m	0.001	0.005	0	30	
2008/09-2	ME-VR2	matrix spike	1/2/2009	PCB	PCB 180	n/a	=	0.353	µg/L	EPA 625m	0.001	0.005			
2008/09-2	ME-VR2	matrix spike dup	1/2/2009	PCB	PCB 180	n/a	=	0.382	µg/L	EPA 625m	0.001	0.005			
2008/09-2	ME-VR2	matrix spike dup, rec	1/2/2009	PCB	PCB 180	n/a	=	103	%	EPA 625m	-88	-88	65	126	
2008/09-2	ME-VR2	matrix spike, rec	1/2/2009	PCB	PCB 180	n/a	=	97	%	EPA 625m	-88	-88	65	126	
2008/09-2	ME-VR2	matrix spike, RPD	1/2/2009	PCB	PCB 180	n/a	=	0	%	EPA 625m	-88	-88	0	30	
2008/09-2	Lab	LCS	1/2/2009	PCB	PCB 183	n/a	=	0.21	µg/L	EPA 625m	0.001	0.005			
2008/09-2	Lab	LCS dup	1/2/2009	PCB	PCB 183	n/a	=	0.2067	µg/L	EPA 625m	0.001	0.005			
2008/09-2	Lab	LCS dup, rec	1/2/2009	PCB	PCB 183	n/a	=	89	%	EPA 625m	-88	-88	71	113	
2008/09-2	Lab	LCS, rec	1/2/2009	PCB	PCB 183	n/a	=	91	%	EPA 625m	-88	-88	71	113	
2008/09-2	Lab	LCS, RPD	1/2/2009	PCB	PCB 183	n/a	=	2	%	EPA 625m	-88	-88	0	30	
2008/09-2	Lab	method blank	1/2/2009	PCB	PCB 183	n/a	<	0.001	µg/L	EPA 625m	0.001	0.005			
2008/09-2	ME-CC	field blank	1/2/2009	PCB	PCB 183	n/a	<	0.001	µg/L	EPA 625m	0.001	0.005			
2008/09-2	ME-VR2	field duplicate	1/2/2009	PCB	PCB 183	n/a	<	0.001	µg/L	EPA 625m	0.001	0.005			
2008/09-2	ME-VR2	lab duplicate	1/2/2009	PCB	PCB 183	n/a	<	0.001	µg/L	EPA 625m	0.001	0.005	0	30	
2008/09-2	ME-VR2	matrix spike	1/2/2009	PCB	PCB 183	n/a	=	0.3265	µg/L	EPA 625m	0.001	0.005			
2008/09-2	ME-VR2	matrix spike dup	1/2/2009	PCB	PCB 183	n/a	=	0.3411	µg/L	EPA 625m	0.001	0.005			
2008/09-2	ME-VR2	matrix spike dup, rec	1/2/2009	PCB	PCB 183	n/a	=	92	%	EPA 625m	-88	-88	71	113	
2008/09-2	ME-VR2	matrix spike, rec	1/2/2009	PCB	PCB 183	n/a	=	90	%	EPA 625m	-88	-88	71	113	
2008/09-2	ME-VR2	matrix spike, RPD	1/2/2009	PCB	PCB 183	n/a	=	0	%	EPA 625m	-88	-88	0	30	
2008/09-2	Lab	LCS	1/2/2009	PCB	PCB 187	n/a	=	0.2063	µg/L	EPA 625m	0.001	0.005			
2008/09-2	Lab	LCS dup	1/2/2009	PCB	PCB 187	n/a	=	0.1977	µg/L	EPA 625m	0.001	0.005			
2008/09-2	Lab	LCS dup, rec	1/2/2009	PCB	PCB 187	n/a	=	85	%	EPA 625m	-88	-88	63	123	
2008/09-2	Lab	LCS, rec	1/2/2009	PCB	PCB 187	n/a	=	89	%	EPA 625m	-88	-88	63	123	
2008/09-2	Lab	LCS, RPD	1/2/2009	PCB	PCB 187	n/a	=	5	%	EPA 625m	-88	-88	0	30	
2008/09-2	Lab	method blank	1/2/2009	PCB	PCB 187	n/a	<	0.001	µg/L	EPA 625m	0.001	0.005			
2008/09-2	ME-CC	field blank	1/2/2009	PCB	PCB 187	n/a	<	0.001	µg/L	EPA 625m	0.001	0.005			
2008/09-2	ME-VR2	field duplicate	1/2/2009	PCB	PCB 187	n/a	<	0.001	µg/L	EPA 625m	0.001	0.005			
2008/09-2	ME-VR2	lab duplicate	1/2/2009	PCB	PCB 187	n/a	<	0.001	µg/L	EPA 625m	0.001	0.005	0	30	
2008/09-2	ME-VR2	matrix spike	1/2/2009	PCB	PCB 187	n/a	=	0.3279	µg/L	EPA 625m	0.001	0.005			
2008/09-2	ME-VR2	matrix spike dup	1/2/2009	PCB	PCB 187	n/a	=	0.3349	µg/L	EPA 625m	0.001	0.005			
2008/09-2	ME-VR2	matrix spike dup, rec	1/2/2009	PCB	PCB 187	n/a	=	90	%	EPA 625m	-88	-88	63	123	
2008/09-2	ME-VR2	matrix spike, rec	1/2/2009	PCB	PCB 187	n/a	=	90	%	EPA 625m	-88	-88	63	123	
2008/09-2	ME-VR2	matrix spike, RPD	1/2/2009	PCB	PCB 187	n/a	=	0	%	EPA 625m	-88	-88	0	30	
2008/09-2	Lab	LCS	1/2/2009	PCB	PCB 189	n/a	=	0.2077	µg/L	EPA 625m	0.001	0.005			
2008/09-2	Lab	LCS dup	1/2/2009	PCB	PCB 189	n/a	=	0.2013	µg/L	EPA 625m	0.001	0.005			
2008/09-2	Lab	LCS dup, rec	1/2/2009	PCB	PCB 189	n/a	=	87	%	EPA 625m	-88	-88	69	123	
2008/09-2	Lab	LCS, rec	1/2/2009	PCB	PCB 189	n/a	=	90	%	EPA 625m	-88	-88	69	123	

Appendix G
2008/09 QA/QC Analysis Results

Event ID	Site ID	QA/QC Sample Type	Analysis Date	Classification	Constituent	Fraction	Sign	Result	Units	Method	MDL	RL	QA LCL	QA UCL	DQO Comp.
2008/09-2	Lab	LCS, RPD	1/2/2009	PCB	PCB 189	n/a	=	3	%	EPA 625m	-88	-88	0	30	
2008/09-2	Lab	method blank	1/2/2009	PCB	PCB 189	n/a	<	0.001	µg/L	EPA 625m	0.001	0.005			
2008/09-2	ME-CC	field blank	1/2/2009	PCB	PCB 189	n/a	<	0.001	µg/L	EPA 625m	0.001	0.005			
2008/09-2	ME-VR2	field duplicate	1/2/2009	PCB	PCB 189	n/a	<	0.001	µg/L	EPA 625m	0.001	0.005			
2008/09-2	ME-VR2	lab duplicate	1/2/2009	PCB	PCB 189	n/a	<	0.001	µg/L	EPA 625m	0.001	0.005	0	30	
2008/09-2	ME-VR2	matrix spike	1/2/2009	PCB	PCB 189	n/a	=	0.4148	µg/L	EPA 625m	0.001	0.005			
2008/09-2	ME-VR2	matrix spike dup	1/2/2009	PCB	PCB 189	n/a	=	0.4399	µg/L	EPA 625m	0.001	0.005			
2008/09-2	ME-VR2	matrix spike dup, rec	1/2/2009	PCB	PCB 189	n/a	=	118	%	EPA 625m	-88	-88	69	123	
2008/09-2	ME-VR2	matrix spike, rec	1/2/2009	PCB	PCB 189	n/a	=	114	%	EPA 625m	-88	-88	69	123	
2008/09-2	ME-VR2	matrix spike, RPD	1/2/2009	PCB	PCB 189	n/a	=	0	%	EPA 625m	-88	-88	0	30	
2008/09-2	Lab	LCS	1/2/2009	PCB	PCB 194	n/a	=	0.2516	µg/L	EPA 625m	0.001	0.005			
2008/09-2	Lab	LCS dup	1/2/2009	PCB	PCB 194	n/a	=	0.22	µg/L	EPA 625m	0.001	0.005			
2008/09-2	Lab	LCS dup, rec	1/2/2009	PCB	PCB 194	n/a	=	95	%	EPA 625m	-88	-88	65	126	
2008/09-2	Lab	LCS, rec	1/2/2009	PCB	PCB 194	n/a	=	109	%	EPA 625m	-88	-88	65	126	
2008/09-2	Lab	LCS, RPD	1/2/2009	PCB	PCB 194	n/a	=	14	%	EPA 625m	-88	-88	0	30	
2008/09-2	Lab	method blank	1/2/2009	PCB	PCB 194	n/a	<	0.001	µg/L	EPA 625m	0.001	0.005			
2008/09-2	ME-CC	field blank	1/2/2009	PCB	PCB 194	n/a	<	0.001	µg/L	EPA 625m	0.001	0.005			
2008/09-2	ME-VR2	field duplicate	1/2/2009	PCB	PCB 194	n/a	<	0.001	µg/L	EPA 625m	0.001	0.005			
2008/09-2	ME-VR2	lab duplicate	1/2/2009	PCB	PCB 194	n/a	<	0.001	µg/L	EPA 625m	0.001	0.005	0	30	
2008/09-2	ME-VR2	matrix spike	1/2/2009	PCB	PCB 194	n/a	=	0.4157	µg/L	EPA 625m	0.001	0.005			
2008/09-2	ME-VR2	matrix spike dup	1/2/2009	PCB	PCB 194	n/a	=	0.4435	µg/L	EPA 625m	0.001	0.005			
2008/09-2	ME-VR2	matrix spike dup, rec	1/2/2009	PCB	PCB 194	n/a	=	119	%	EPA 625m	-88	-88	65	126	
2008/09-2	ME-VR2	matrix spike, rec	1/2/2009	PCB	PCB 194	n/a	=	114	%	EPA 625m	-88	-88	65	126	
2008/09-2	ME-VR2	matrix spike, RPD	1/2/2009	PCB	PCB 194	n/a	=	0	%	EPA 625m	-88	-88	0	30	
2008/09-2	Lab	LCS	1/2/2009	PCB	PCB 195	n/a	=	0.2298	µg/L	EPA 625m	0.001	0.005			
2008/09-2	Lab	LCS dup	1/2/2009	PCB	PCB 195	n/a	=	0.2201	µg/L	EPA 625m	0.001	0.005			
2008/09-2	Lab	LCS dup, rec	1/2/2009	PCB	PCB 195	n/a	=	95	%	EPA 625m	-88	-88	67	132	
2008/09-2	Lab	LCS, rec	1/2/2009	PCB	PCB 195	n/a	=	99	%	EPA 625m	-88	-88	67	132	
2008/09-2	Lab	LCS, RPD	1/2/2009	PCB	PCB 195	n/a	=	4	%	EPA 625m	-88	-88	0	30	
2008/09-2	Lab	method blank	1/2/2009	PCB	PCB 195	n/a	<	0.001	µg/L	EPA 625m	0.001	0.005			
2008/09-2	ME-CC	field blank	1/2/2009	PCB	PCB 195	n/a	<	0.001	µg/L	EPA 625m	0.001	0.005			
2008/09-2	ME-VR2	field duplicate	1/2/2009	PCB	PCB 195	n/a	<	0.001	µg/L	EPA 625m	0.001	0.005			
2008/09-2	ME-VR2	lab duplicate	1/2/2009	PCB	PCB 195	n/a	<	0.001	µg/L	EPA 625m	0.001	0.005	0	30	
2008/09-2	ME-VR2	matrix spike	1/2/2009	PCB	PCB 195	n/a	=	0.4142	µg/L	EPA 625m	0.001	0.005			
2008/09-2	ME-VR2	matrix spike dup	1/2/2009	PCB	PCB 195	n/a	=	0.4271	µg/L	EPA 625m	0.001	0.005			
2008/09-2	ME-VR2	matrix spike dup, rec	1/2/2009	PCB	PCB 195	n/a	=	115	%	EPA 625m	-88	-88	67	132	
2008/09-2	ME-VR2	matrix spike, rec	1/2/2009	PCB	PCB 195	n/a	=	114	%	EPA 625m	-88	-88	67	132	
2008/09-2	ME-VR2	matrix spike, RPD	1/2/2009	PCB	PCB 195	n/a	=	0	%	EPA 625m	-88	-88	0	30	
2008/09-2	Lab	srgt LCS	1/2/2009	PCB	PCB 198	n/a	=	0.505	µg/L	EPA 625m	-88	-88	55	146	
2008/09-2	Lab	srgt LCS dup	1/2/2009	PCB	PCB 198	n/a	=	0.49	µg/L	EPA 625m	-88	-88	55	146	
2008/09-2	Lab	srgt LCS dup, rec	1/2/2009	PCB	PCB 198	n/a	=	98	%	EPA 625m	-88	-88	55	146	
2008/09-2	Lab	srgt LCS, rec	1/2/2009	PCB	PCB 198	n/a	=	101	%	EPA 625m	-88	-88	55	146	
2008/09-2	Lab	srgt LCS, RPD	1/2/2009	PCB	PCB 198	n/a	=	3	%	EPA 625m	-88	-88	0	30	
2008/09-2	Lab	srgt method blank	1/2/2009	PCB	PCB 198	n/a	=	0.525	µg/L	EPA 625m	-88	-88	55	146	
2008/09-2	Lab	srgt method blank, rec	1/2/2009	PCB	PCB 198	n/a	=	105	%	EPA 625m	-88	-88	55	146	
2008/09-2	ME-CC	srgt environ	1/2/2009	PCB	PCB 198	n/a	=	0.33	µg/L	EPA 625m	-88	-88	55	146	
2008/09-2	ME-CC	srgt environ, rec	1/2/2009	PCB	PCB 198	n/a	=	66	%	EPA 625m	-88	-88	55	146	
2008/09-2	ME-CC	srgt field blank	1/2/2009	PCB	PCB 198	n/a	=	0.42	µg/L	EPA 625m	-88	-88	55	146	
2008/09-2	ME-CC	srgt field blank, rec	1/2/2009	PCB	PCB 198	n/a	=	84	%	EPA 625m	-88	-88	55	146	
2008/09-2	ME-SCR	srgt environ	1/2/2009	PCB	PCB 198	n/a	=	0.455	µg/L	EPA 625m	-88	-88	55	146	
2008/09-2	ME-SCR	srgt environ, rec	1/2/2009	PCB	PCB 198	n/a	=	91	%	EPA 625m	-88	-88	55	146	
2008/09-2	ME-VR2	srgt environ	1/2/2009	PCB	PCB 198	n/a	=	0.44	µg/L	EPA 625m	-88	-88	55	146	
2008/09-2	ME-VR2	srgt environ	1/2/2009	PCB	PCB 198	n/a	=	0.31	µg/L	EPA 625m	-88	-88	55	146	
2008/09-2	ME-VR2	srgt environ	1/2/2009	PCB	PCB 198	n/a	=	0.505	µg/L	EPA 625m	-88	-88	-88	-88	
2008/09-2	ME-VR2	srgt environ, rec	1/2/2009	PCB	PCB 198	n/a	=	88	%	EPA 625m	-88	-88	55	146	
2008/09-2	ME-VR2	srgt environ, rec	1/2/2009	PCB	PCB 198	n/a	=	101	%	EPA 625m	-88	-88	55	146	

Appendix G
2008/09 QA/QC Analysis Results

Event ID	Site ID	QA/QC Sample Type	Analysis Date	Classification	Constituent	Fraction	Sign	Result	Units	Method	MDL	RL	QA LCL	QA UCL	DQO Comp.
2008/09-2	ME-VR2	srgt environ, rec	1/2/2009	PCB	PCB 198	n/a	=	62	%	EPA 625m	-88	-88	55	146	
2008/09-2	ME-VR2	srgt matrix spike	1/2/2009	PCB	PCB 198	n/a	=	0.49	µg/L	EPA 625m	-88	-88	55	146	
2008/09-2	ME-VR2	srgt matrix spike dup	1/2/2009	PCB	PCB 198	n/a	=	0.51	µg/L	EPA 625m	-88	-88	55	146	
2008/09-2	ME-VR2	srgt matrix spike dup, rec	1/2/2009	PCB	PCB 198	n/a	=	102	%	EPA 625m	-88	-88	55	146	
2008/09-2	ME-VR2	srgt matrix spike, rec	1/2/2009	PCB	PCB 198	n/a	=	98	%	EPA 625m	-88	-88	55	146	
2008/09-2	ME-VR2	srgt matrix spike, RPD	1/2/2009	PCB	PCB 198	n/a	=	4	%	EPA 625m	-88	-88	0	30	
2008/09-2	Lab	LCS	1/2/2009	PCB	PCB 200	n/a	=	0.2213	µg/L	EPA 625m	0.001	0.005			
2008/09-2	Lab	LCS dup	1/2/2009	PCB	PCB 200	n/a	=	0.2184	µg/L	EPA 625m	0.001	0.005			
2008/09-2	Lab	LCS dup, rec	1/2/2009	PCB	PCB 200	n/a	=	94	%	EPA 625m	-88	-88	65	117	
2008/09-2	Lab	LCS, rec	1/2/2009	PCB	PCB 200	n/a	=	96	%	EPA 625m	-88	-88	65	117	
2008/09-2	Lab	LCS, RPD	1/2/2009	PCB	PCB 200	n/a	=	2	%	EPA 625m	-88	-88	0	30	
2008/09-2	Lab	method blank	1/2/2009	PCB	PCB 200	n/a	<	0.001	µg/L	EPA 625m	0.001	0.005			
2008/09-2	ME-CC	field blank	1/2/2009	PCB	PCB 200	n/a	<	0.001	µg/L	EPA 625m	0.001	0.005			
2008/09-2	ME-VR2	field duplicate	1/2/2009	PCB	PCB 200	n/a	<	0.001	µg/L	EPA 625m	0.001	0.005			
2008/09-2	ME-VR2	lab duplicate	1/2/2009	PCB	PCB 200	n/a	<	0.001	µg/L	EPA 625m	0.001	0.005	0	30	
2008/09-2	ME-VR2	matrix spike	1/2/2009	PCB	PCB 200	n/a	=	0.3129	µg/L	EPA 625m	0.001	0.005			
2008/09-2	ME-VR2	matrix spike dup	1/2/2009	PCB	PCB 200	n/a	=	0.3188	µg/L	EPA 625m	0.001	0.005			
2008/09-2	ME-VR2	matrix spike dup, rec	1/2/2009	PCB	PCB 200	n/a	=	86	%	EPA 625m	-88	-88	65	117	
2008/09-2	ME-VR2	matrix spike, rec	1/2/2009	PCB	PCB 200	n/a	=	86	%	EPA 625m	-88	-88	65	117	
2008/09-2	ME-VR2	matrix spike, RPD	1/2/2009	PCB	PCB 200	n/a	=	0	%	EPA 625m	-88	-88	0	30	
2008/09-2	Lab	LCS	1/2/2009	PCB	PCB 201	n/a	=	0.2305	µg/L	EPA 625m	0.001	0.005			
2008/09-2	Lab	LCS dup	1/2/2009	PCB	PCB 201	n/a	=	0.2257	µg/L	EPA 625m	0.001	0.005			
2008/09-2	Lab	LCS dup, rec	1/2/2009	PCB	PCB 201	n/a	=	97	%	EPA 625m	-88	-88	70	127	
2008/09-2	Lab	LCS, rec	1/2/2009	PCB	PCB 201	n/a	=	100	%	EPA 625m	-88	-88	70	127	
2008/09-2	Lab	LCS, RPD	1/2/2009	PCB	PCB 201	n/a	=	3	%	EPA 625m	-88	-88	0	30	
2008/09-2	Lab	method blank	1/2/2009	PCB	PCB 201	n/a	<	0.001	µg/L	EPA 625m	0.001	0.005			
2008/09-2	ME-CC	field blank	1/2/2009	PCB	PCB 201	n/a	<	0.001	µg/L	EPA 625m	0.001	0.005			
2008/09-2	ME-VR2	field duplicate	1/2/2009	PCB	PCB 201	n/a	<	0.001	µg/L	EPA 625m	0.001	0.005			
2008/09-2	ME-VR2	lab duplicate	1/2/2009	PCB	PCB 201	n/a	<	0.001	µg/L	EPA 625m	0.001	0.005	0	30	
2008/09-2	ME-VR2	matrix spike	1/2/2009	PCB	PCB 201	n/a	=	0.3543	µg/L	EPA 625m	0.001	0.005			
2008/09-2	ME-VR2	matrix spike dup	1/2/2009	PCB	PCB 201	n/a	=	0.3638	µg/L	EPA 625m	0.001	0.005			
2008/09-2	ME-VR2	matrix spike dup, rec	1/2/2009	PCB	PCB 201	n/a	=	98	%	EPA 625m	-88	-88	70	127	
2008/09-2	ME-VR2	matrix spike, rec	1/2/2009	PCB	PCB 201	n/a	=	97	%	EPA 625m	-88	-88	70	127	
2008/09-2	ME-VR2	matrix spike, RPD	1/2/2009	PCB	PCB 201	n/a	=	0	%	EPA 625m	-88	-88	0	30	
2008/09-2	Lab	LCS	1/2/2009	PCB	PCB 203	n/a	=	0.2222	µg/L	EPA 625m	0.001	0.005			
2008/09-2	Lab	LCS dup	1/2/2009	PCB	PCB 203	n/a	=	0.2109	µg/L	EPA 625m	0.001	0.005			
2008/09-2	Lab	LCS dup, rec	1/2/2009	PCB	PCB 203	n/a	=	91	%	EPA 625m	-88	-88	60	125	
2008/09-2	Lab	LCS, rec	1/2/2009	PCB	PCB 203	n/a	=	96	%	EPA 625m	-88	-88	60	125	
2008/09-2	Lab	LCS, RPD	1/2/2009	PCB	PCB 203	n/a	=	5	%	EPA 625m	-88	-88	0	30	
2008/09-2	Lab	method blank	1/2/2009	PCB	PCB 203	n/a	<	0.001	µg/L	EPA 625m	0.001	0.005			
2008/09-2	ME-CC	field blank	1/2/2009	PCB	PCB 203	n/a	<	0.001	µg/L	EPA 625m	0.001	0.005			
2008/09-2	ME-VR2	field duplicate	1/2/2009	PCB	PCB 203	n/a	<	0.001	µg/L	EPA 625m	0.001	0.005			
2008/09-2	ME-VR2	lab duplicate	1/2/2009	PCB	PCB 203	n/a	<	0.001	µg/L	EPA 625m	0.001	0.005	0	30	
2008/09-2	ME-VR2	matrix spike	1/2/2009	PCB	PCB 203	n/a	=	0.3443	µg/L	EPA 625m	0.001	0.005			
2008/09-2	ME-VR2	matrix spike dup	1/2/2009	PCB	PCB 203	n/a	=	0.3614	µg/L	EPA 625m	0.001	0.005			
2008/09-2	ME-VR2	matrix spike dup, rec	1/2/2009	PCB	PCB 203	n/a	=	97	%	EPA 625m	-88	-88	60	125	
2008/09-2	ME-VR2	matrix spike, rec	1/2/2009	PCB	PCB 203	n/a	=	95	%	EPA 625m	-88	-88	60	125	
2008/09-2	ME-VR2	matrix spike, RPD	1/2/2009	PCB	PCB 203	n/a	=	0	%	EPA 625m	-88	-88	0	30	
2008/09-2	Lab	LCS	1/2/2009	PCB	PCB 206	n/a	=	0.2566	µg/L	EPA 625m	0.001	0.005			
2008/09-2	Lab	LCS dup	1/2/2009	PCB	PCB 206	n/a	=	0.2237	µg/L	EPA 625m	0.001	0.005			
2008/09-2	Lab	LCS dup, rec	1/2/2009	PCB	PCB 206	n/a	=	97	%	EPA 625m	-88	-88	65	126	
2008/09-2	Lab	LCS, rec	1/2/2009	PCB	PCB 206	n/a	=	111	%	EPA 625m	-88	-88	65	126	
2008/09-2	Lab	LCS, RPD	1/2/2009	PCB	PCB 206	n/a	=	13	%	EPA 625m	-88	-88	0	30	
2008/09-2	Lab	method blank	1/2/2009	PCB	PCB 206	n/a	<	0.001	µg/L	EPA 625m	0.001	0.005			
2008/09-2	ME-CC	field blank	1/2/2009	PCB	PCB 206	n/a	<	0.001	µg/L	EPA 625m	0.001	0.005			
2008/09-2	ME-VR2	field duplicate	1/2/2009	PCB	PCB 206	n/a	<	0.001	µg/L	EPA 625m	0.001	0.005			

Appendix G
2008/09 QA/QC Analysis Results

Event ID	Site ID	QA/QC Sample Type	Analysis Date	Classification	Constituent	Fraction	Sign	Result	Units	Method	MDL	RL	QA LCL	QA UCL	DQO Comp.
2008/09-2	ME-VR2	lab duplicate	1/2/2009	PCB	PCB 206	n/a	<	0.001	µg/L	EPA 625m	0.001	0.005	0	30	
2008/09-2	ME-VR2	matrix spike	1/2/2009	PCB	PCB 206	n/a	=	0.4368	µg/L	EPA 625m	0.001	0.005			
2008/09-2	ME-VR2	matrix spike dup	1/2/2009	PCB	PCB 206	n/a	=	0.4475	µg/L	EPA 625m	0.001	0.005			
2008/09-2	ME-VR2	matrix spike dup, rec	1/2/2009	PCB	PCB 206	n/a	=	120	%	EPA 625m	-88	-88	65	126	
2008/09-2	ME-VR2	matrix spike, rec	1/2/2009	PCB	PCB 206	n/a	=	120	%	EPA 625m	-88	-88	65	126	
2008/09-2	ME-VR2	matrix spike, RPD	1/2/2009	PCB	PCB 206	n/a	=	0	%	EPA 625m	-88	-88	0	30	
2008/09-2	Lab	LCS	1/2/2009	PCB	PCB 209	n/a	=	0.2605	µg/L	EPA 625m	0.001	0.005			
2008/09-2	Lab	LCS dup	1/2/2009	PCB	PCB 209	n/a	=	0.2505	µg/L	EPA 625m	0.001	0.005			
2008/09-2	Lab	LCS dup, rec	1/2/2009	PCB	PCB 209	n/a	=	108	%	EPA 625m	-88	-88	64	128	
2008/09-2	Lab	LCS, rec	1/2/2009	PCB	PCB 209	n/a	=	112	%	EPA 625m	-88	-88	64	128	
2008/09-2	Lab	LCS, RPD	1/2/2009	PCB	PCB 209	n/a	=	4	%	EPA 625m	-88	-88	0	30	
2008/09-2	Lab	method blank	1/2/2009	PCB	PCB 209	n/a	<	0.001	µg/L	EPA 625m	0.001	0.005			
2008/09-2	ME-CC	field blank	1/2/2009	PCB	PCB 209	n/a	<	0.001	µg/L	EPA 625m	0.001	0.005			
2008/09-2	ME-VR2	field duplicate	1/2/2009	PCB	PCB 209	n/a	<	0.001	µg/L	EPA 625m	0.001	0.005			
2008/09-2	ME-VR2	lab duplicate	1/2/2009	PCB	PCB 209	n/a	<	0.001	µg/L	EPA 625m	0.001	0.005	0	30	
2008/09-2	ME-VR2	matrix spike	1/2/2009	PCB	PCB 209	n/a	=	0.3686	µg/L	EPA 625m	0.001	0.005			
2008/09-2	ME-VR2	matrix spike dup	1/2/2009	PCB	PCB 209	n/a	=	0.4114	µg/L	EPA 625m	0.001	0.005			
2008/09-2	ME-VR2	matrix spike dup, rec	1/2/2009	PCB	PCB 209	n/a	=	111	%	EPA 625m	-88	-88	64	128	
2008/09-2	ME-VR2	matrix spike, rec	1/2/2009	PCB	PCB 209	n/a	=	101	%	EPA 625m	-88	-88	64	128	
2008/09-2	ME-VR2	matrix spike, RPD	1/2/2009	PCB	PCB 209	n/a	=	0	%	EPA 625m	-88	-88	0	30	
2008/09-2	Lab	LCS	12/22/2008	Pesticide	2,4,5-T	n/a	=	2.115	µg/L	EPA 8151A	0.5	0.5			
2008/09-2	Lab	LCS dup	12/22/2008	Pesticide	2,4,5-T	n/a	=	2.145	µg/L	EPA 8151A	0.5	0.5			
2008/09-2	Lab	LCS dup, rec	12/22/2008	Pesticide	2,4,5-T	n/a	=	107	%	EPA 8151A	-88	-88	30	130	
2008/09-2	Lab	LCS, rec	12/22/2008	Pesticide	2,4,5-T	n/a	=	106	%	EPA 8151A	-88	-88	30	130	
2008/09-2	Lab	LCS, RPD	12/22/2008	Pesticide	2,4,5-T	n/a	=	1	%	EPA 8151A	-88	-88	0	30	
2008/09-2	Lab	method blank	12/23/2008	Pesticide	2,4,5-T	n/a	<	0.5	µg/L	EPA 8151A	0.5	0.5			
2008/09-2	ME-VR2	field duplicate	12/23/2008	Pesticide	2,4,5-T	n/a	<	0.5	µg/L	EPA 8151A	0.5	0.5			
2008/09-2	ME-VR2	matrix spike	12/24/2008	Pesticide	2,4,5-T	n/a	=	0	µg/L	EPA 8151A	0.5	0.5			
2008/09-2	ME-VR2	matrix spike dup	12/24/2008	Pesticide	2,4,5-T	n/a	=	0	µg/L	EPA 8151A	0.5	0.5			
2008/09-2	ME-VR2	matrix spike dup, rec	12/24/2008	Pesticide	2,4,5-T	n/a	=	0	%	EPA 8151A	-88	-88	30	130	R
2008/09-2	ME-VR2	matrix spike, rec	12/24/2008	Pesticide	2,4,5-T	n/a	=	0	%	EPA 8151A	-88	-88	30	130	R
2008/09-2	ME-VR2	matrix spike, RPD	12/24/2008	Pesticide	2,4,5-T	n/a	=	0	%	EPA 8151A	-88	-88	0	30	R
2008/09-2	Lab	method blank	12/23/2008	Pesticide	2,4,5-TP (Silvex)	n/a	<	0.5	µg/L	EPA 8151A	0.5	0.5			
2008/09-2	ME-VR2	field duplicate	12/23/2008	Pesticide	2,4,5-TP (Silvex)	n/a	<	0.5	µg/L	EPA 8151A	0.5	0.5			
2008/09-2	Lab	LCS	12/22/2008	Pesticide	2,4-D	n/a	=	8.745	µg/L	EPA 8151A	5	5			
2008/09-2	Lab	LCS dup	12/22/2008	Pesticide	2,4-D	n/a	=	8.3	µg/L	EPA 8151A	5	5			
2008/09-2	Lab	LCS dup, rec	12/22/2008	Pesticide	2,4-D	n/a	=	42	%	EPA 8151A	-88	-88	30	130	
2008/09-2	Lab	LCS, rec	12/22/2008	Pesticide	2,4-D	n/a	=	44	%	EPA 8151A	-88	-88	30	130	
2008/09-2	Lab	LCS, RPD	12/22/2008	Pesticide	2,4-D	n/a	=	5	%	EPA 8151A	-88	-88	0	30	
2008/09-2	Lab	method blank	12/23/2008	Pesticide	2,4-D	n/a	<	5	µg/L	EPA 8151A	5	5			
2008/09-2	ME-VR2	field duplicate	12/23/2008	Pesticide	2,4-D	n/a	<	5	µg/L	EPA 8151A	5	5			
2008/09-2	ME-VR2	matrix spike	12/24/2008	Pesticide	2,4-D	n/a	=	60.6	µg/L	EPA 8151A	5	5			
2008/09-2	ME-VR2	matrix spike dup	12/24/2008	Pesticide	2,4-D	n/a	=	107.5	µg/L	EPA 8151A	5	5			
2008/09-2	ME-VR2	matrix spike dup, rec	12/24/2008	Pesticide	2,4-D	n/a	=	537	%	EPA 8151A	-88	-88	30	130	R
2008/09-2	ME-VR2	matrix spike, rec	12/24/2008	Pesticide	2,4-D	n/a	=	303	%	EPA 8151A	-88	-88	30	130	R
2008/09-2	ME-VR2	matrix spike, RPD	12/24/2008	Pesticide	2,4-D	n/a	=	56	%	EPA 8151A	-88	-88	0	30	R
2008/09-2	Lab	LCS	12/22/2008	Pesticide	2,4-DB	n/a	=	19.82	µg/L	EPA 8151A	5	5			
2008/09-2	Lab	LCS dup	12/22/2008	Pesticide	2,4-DB	n/a	=	20.35	µg/L	EPA 8151A	5	5			
2008/09-2	Lab	LCS dup, rec	12/22/2008	Pesticide	2,4-DB	n/a	=	102	%	EPA 8151A	-88	-88	30	130	
2008/09-2	Lab	LCS, rec	12/22/2008	Pesticide	2,4-DB	n/a	=	99	%	EPA 8151A	-88	-88	30	130	
2008/09-2	Lab	LCS, RPD	12/22/2008	Pesticide	2,4-DB	n/a	=	3	%	EPA 8151A	-88	-88	0	30	
2008/09-2	Lab	method blank	12/23/2008	Pesticide	2,4-DB	n/a	<	5	µg/L	EPA 8151A	5	5			
2008/09-2	ME-VR2	field duplicate	12/23/2008	Pesticide	2,4-DB	n/a	<	5	µg/L	EPA 8151A	5	5			
2008/09-2	ME-VR2	matrix spike	12/24/2008	Pesticide	2,4-DB	n/a	=	0	µg/L	EPA 8151A	5	5			
2008/09-2	ME-VR2	matrix spike dup	12/24/2008	Pesticide	2,4-DB	n/a	=	0	µg/L	EPA 8151A	5	5			
2008/09-2	ME-VR2	matrix spike dup, rec	12/24/2008	Pesticide	2,4-DB	n/a	=	0	%	EPA 8151A	-88	-88	30	130	R

Appendix G
2008/09 QA/QC Analysis Results

Event ID	Site ID	QA/QC Sample Type	Analysis Date	Classification	Constituent	Fraction	Sign	Result	Units	Method	MDL	RL	QA LCL	QA UCL	DQO Comp.
2008/09-2	ME-VR2	matrix spike, rec	12/24/2008	Pesticide	2,4-DB	n/a	=	0	%	EPA 8151A	-88	-88	30	130	R
2008/09-2	ME-VR2	matrix spike, RPD	12/24/2008	Pesticide	2,4-DB	n/a	=	0	%	EPA 8151A	-88	-88	0	30	R
2008/09-2	Lab	LCS	1/2/2009	Pesticide	2,4'-DDD	n/a	=	0.3256	µg/L	EPA 625m	0.001	0.005			
2008/09-2	Lab	LCS dup	1/2/2009	Pesticide	2,4'-DDD	n/a	=	0.3437	µg/L	EPA 625m	0.001	0.005			
2008/09-2	Lab	LCS dup, rec	1/2/2009	Pesticide	2,4'-DDD	n/a	=	119	%	EPA 625m	-88	-88	50	140	
2008/09-2	Lab	LCS, rec	1/2/2009	Pesticide	2,4'-DDD	n/a	=	112	%	EPA 625m	-88	-88	50	140	
2008/09-2	Lab	LCS, RPD	1/2/2009	Pesticide	2,4'-DDD	n/a	=	6	%	EPA 625m	-88	-88	0	30	
2008/09-2	Lab	method blank	1/2/2009	Pesticide	2,4'-DDD	n/a	<	0.001	µg/L	EPA 625m	0.001	0.005			
2008/09-2	ME-CC	field blank	1/2/2009	Pesticide	2,4'-DDD	n/a	=	0.015	µg/L	EPA 625m	0.001	0.005			
2008/09-2	ME-VR2	field duplicate	1/2/2009	Pesticide	2,4'-DDD	n/a	<	0.001	µg/L	EPA 625m	0.001	0.005			
2008/09-2	ME-VR2	lab duplicate	1/2/2009	Pesticide	2,4'-DDD	n/a	<	0.001	µg/L	EPA 625m	0.001	0.005	0	30	
2008/09-2	ME-VR2	matrix spike	1/2/2009	Pesticide	2,4'-DDD	n/a	=	0.7658	µg/L	EPA 625m	0.001	0.005			
2008/09-2	ME-VR2	matrix spike dup	1/2/2009	Pesticide	2,4'-DDD	n/a	=	0.8682	µg/L	EPA 625m	0.001	0.005			
2008/09-2	ME-VR2	matrix spike dup, rec	1/2/2009	Pesticide	2,4'-DDD	n/a	=	187	%	EPA 625m	-88	-88	50	140	
2008/09-2	ME-VR2	matrix spike, rec	1/2/2009	Pesticide	2,4'-DDD	n/a	=	169	%	EPA 625m	-88	-88	50	140	
2008/09-2	ME-VR2	matrix spike, RPD	1/2/2009	Pesticide	2,4'-DDD	n/a	=	10	%	EPA 625m	-88	-88	0	30	
2008/09-2	Lab	LCS	1/2/2009	Pesticide	2,4'-DDE	n/a	=	0.3082	µg/L	EPA 625m	0.001	0.005			
2008/09-2	Lab	LCS dup	1/2/2009	Pesticide	2,4'-DDE	n/a	=	0.3074	µg/L	EPA 625m	0.001	0.005			
2008/09-2	Lab	LCS dup, rec	1/2/2009	Pesticide	2,4'-DDE	n/a	=	106	%	EPA 625m	-88	-88	60	130	
2008/09-2	Lab	LCS, rec	1/2/2009	Pesticide	2,4'-DDE	n/a	=	106	%	EPA 625m	-88	-88	60	130	
2008/09-2	Lab	LCS, RPD	1/2/2009	Pesticide	2,4'-DDE	n/a	=	0	%	EPA 625m	-88	-88	0	30	
2008/09-2	Lab	method blank	1/2/2009	Pesticide	2,4'-DDE	n/a	<	0.001	µg/L	EPA 625m	0.001	0.005			
2008/09-2	ME-CC	field blank	1/2/2009	Pesticide	2,4'-DDE	n/a	DNQ	0.0043	µg/L	EPA 625m	0.001	0.005			
2008/09-2	ME-VR2	field duplicate	1/2/2009	Pesticide	2,4'-DDE	n/a	<	0.001	µg/L	EPA 625m	0.001	0.005			
2008/09-2	ME-VR2	lab duplicate	1/2/2009	Pesticide	2,4'-DDE	n/a	<	0.001	µg/L	EPA 625m	0.001	0.005	0	30	
2008/09-2	ME-VR2	matrix spike	1/2/2009	Pesticide	2,4'-DDE	n/a	=	0.5403	µg/L	EPA 625m	0.001	0.005			
2008/09-2	ME-VR2	matrix spike dup	1/2/2009	Pesticide	2,4'-DDE	n/a	=	0.5852	µg/L	EPA 625m	0.001	0.005			
2008/09-2	ME-VR2	matrix spike dup, rec	1/2/2009	Pesticide	2,4'-DDE	n/a	=	126	%	EPA 625m	-88	-88	60	130	
2008/09-2	ME-VR2	matrix spike, rec	1/2/2009	Pesticide	2,4'-DDE	n/a	=	119	%	EPA 625m	-88	-88	60	130	
2008/09-2	ME-VR2	matrix spike, RPD	1/2/2009	Pesticide	2,4'-DDE	n/a	=	6	%	EPA 625m	-88	-88	0	30	
2008/09-2	Lab	LCS	1/2/2009	Pesticide	2,4'-DDT	n/a	=	0.3565	µg/L	EPA 625m	0.001	0.005			
2008/09-2	Lab	LCS dup	1/2/2009	Pesticide	2,4'-DDT	n/a	=	0.3411	µg/L	EPA 625m	0.001	0.005			
2008/09-2	Lab	LCS dup, rec	1/2/2009	Pesticide	2,4'-DDT	n/a	=	118	%	EPA 625m	-88	-88	40	130	
2008/09-2	Lab	LCS, rec	1/2/2009	Pesticide	2,4'-DDT	n/a	=	123	%	EPA 625m	-88	-88	40	130	
2008/09-2	Lab	LCS, RPD	1/2/2009	Pesticide	2,4'-DDT	n/a	=	4	%	EPA 625m	-88	-88	0	30	
2008/09-2	Lab	method blank	1/2/2009	Pesticide	2,4'-DDT	n/a	<	0.001	µg/L	EPA 625m	0.001	0.005			
2008/09-2	ME-CC	field blank	1/2/2009	Pesticide	2,4'-DDT	n/a	=	0.0209	µg/L	EPA 625m	0.001	0.005			
2008/09-2	ME-VR2	field duplicate	1/2/2009	Pesticide	2,4'-DDT	n/a	<	0.001	µg/L	EPA 625m	0.001	0.005			
2008/09-2	ME-VR2	lab duplicate	1/2/2009	Pesticide	2,4'-DDT	n/a	<	0.001	µg/L	EPA 625m	0.001	0.005	0	30	
2008/09-2	ME-VR2	matrix spike	1/2/2009	Pesticide	2,4'-DDT	n/a	=	0.5608	µg/L	EPA 625m	0.001	0.005			
2008/09-2	ME-VR2	matrix spike dup	1/2/2009	Pesticide	2,4'-DDT	n/a	=	0.5699	µg/L	EPA 625m	0.001	0.005			
2008/09-2	ME-VR2	matrix spike dup, rec	1/2/2009	Pesticide	2,4'-DDT	n/a	=	123	%	EPA 625m	-88	-88	40	130	
2008/09-2	ME-VR2	matrix spike, rec	1/2/2009	Pesticide	2,4'-DDT	n/a	=	123	%	EPA 625m	-88	-88	40	130	
2008/09-2	ME-VR2	matrix spike, RPD	1/2/2009	Pesticide	2,4'-DDT	n/a	=	0	%	EPA 625m	-88	-88	0	30	
2008/09-2	Lab	LCS	1/2/2009	Pesticide	4,4'-DDD	n/a	=	0.4087	µg/L	EPA 625m	0.001	0.005			
2008/09-2	Lab	LCS dup	1/2/2009	Pesticide	4,4'-DDD	n/a	=	0.3874	µg/L	EPA 625m	0.001	0.005			
2008/09-2	Lab	LCS dup, rec	1/2/2009	Pesticide	4,4'-DDD	n/a	=	134	%	EPA 625m	-88	-88	60	140	
2008/09-2	Lab	LCS, rec	1/2/2009	Pesticide	4,4'-DDD	n/a	=	141	%	EPA 625m	-88	-88	60	140	
2008/09-2	Lab	LCS, RPD	1/2/2009	Pesticide	4,4'-DDD	n/a	=	5	%	EPA 625m	-88	-88	0	30	
2008/09-2	Lab	method blank	1/2/2009	Pesticide	4,4'-DDD	n/a	<	0.001	µg/L	EPA 625m	0.001	0.005			
2008/09-2	ME-CC	field blank	1/2/2009	Pesticide	4,4'-DDD	n/a	=	0.0383	µg/L	EPA 625m	0.001	0.005			
2008/09-2	ME-VR2	field duplicate	1/2/2009	Pesticide	4,4'-DDD	n/a	<	0.001	µg/L	EPA 625m	0.001	0.005			
2008/09-2	ME-VR2	lab duplicate	1/2/2009	Pesticide	4,4'-DDD	n/a	<	0.001	µg/L	EPA 625m	0.001	0.005	0	30	
2008/09-2	ME-VR2	matrix spike	1/2/2009	Pesticide	4,4'-DDD	n/a	=	1.1035	µg/L	EPA 625m	0.001	0.005			
2008/09-2	ME-VR2	matrix spike dup	1/2/2009	Pesticide	4,4'-DDD	n/a	=	1.1301	µg/L	EPA 625m	0.001	0.005			
2008/09-2	ME-VR2	matrix spike dup, rec	1/2/2009	Pesticide	4,4'-DDD	n/a	=	243	%	EPA 625m	-88	-88	60	140	

Appendix G
2008/09 QA/QC Analysis Results

Event ID	Site ID	QA/QC Sample Type	Analysis Date	Classification	Constituent	Fraction	Sign	Result	Units	Method	MDL	RL	QA LCL	QA UCL	DQO Comp.
2008/09-2	ME-VR2	matrix spike, rec	1/2/2009	Pesticide	4,4'-DDD	n/a	=	243	%	EPA 625m	-88	-88	60	140	
2008/09-2	ME-VR2	matrix spike, RPD	1/2/2009	Pesticide	4,4'-DDD	n/a	=	0	%	EPA 625m	-88	-88	0	30	
2008/09-2	Lab	LCS	1/2/2009	Pesticide	4,4'-DDE	n/a	=	0.2186	µg/L	EPA 625m	0.001	0.005			
2008/09-2	Lab	LCS dup	1/2/2009	Pesticide	4,4'-DDE	n/a	=	0.2262	µg/L	EPA 625m	0.001	0.005			
2008/09-2	Lab	LCS dup, rec	1/2/2009	Pesticide	4,4'-DDE	n/a	=	78	%	EPA 625m	-88	-88	70	130	
2008/09-2	Lab	LCS, rec	1/2/2009	Pesticide	4,4'-DDE	n/a	=	75	%	EPA 625m	-88	-88	70	130	
2008/09-2	Lab	LCS, RPD	1/2/2009	Pesticide	4,4'-DDE	n/a	=	4	%	EPA 625m	-88	-88	0	30	
2008/09-2	Lab	method blank	1/2/2009	Pesticide	4,4'-DDE	n/a	<	0.001	µg/L	EPA 625m	0.001	0.005			
2008/09-2	ME-CC	field blank	1/2/2009	Pesticide	4,4'-DDE	n/a	=	0.1387	µg/L	EPA 625m	0.001	0.005			
2008/09-2	ME-VR2	field duplicate	1/2/2009	Pesticide	4,4'-DDE	n/a	<	0.001	µg/L	EPA 625m	0.001	0.005			
2008/09-2	ME-VR2	lab duplicate	1/2/2009	Pesticide	4,4'-DDE	n/a	<	0.001	µg/L	EPA 625m	0.001	0.005	0	30	
2008/09-2	ME-VR2	matrix spike	1/2/2009	Pesticide	4,4'-DDE	n/a	=	0.3785	µg/L	EPA 625m	0.001	0.005			
2008/09-2	ME-VR2	matrix spike dup	1/2/2009	Pesticide	4,4'-DDE	n/a	=	0.434	µg/L	EPA 625m	0.001	0.005			
2008/09-2	ME-VR2	matrix spike dup, rec	1/2/2009	Pesticide	4,4'-DDE	n/a	=	93	%	EPA 625m	-88	-88	70	130	
2008/09-2	ME-VR2	matrix spike, rec	1/2/2009	Pesticide	4,4'-DDE	n/a	=	83	%	EPA 625m	-88	-88	70	130	
2008/09-2	ME-VR2	matrix spike, RPD	1/2/2009	Pesticide	4,4'-DDE	n/a	=	11	%	EPA 625m	-88	-88	0	30	
2008/09-2	Lab	LCS	1/2/2009	Pesticide	4,4'-DDT	n/a	=	0.3847	µg/L	EPA 625m	0.001	0.005			
2008/09-2	Lab	LCS dup	1/2/2009	Pesticide	4,4'-DDT	n/a	=	0.3962	µg/L	EPA 625m	0.001	0.005			
2008/09-2	Lab	LCS dup, rec	1/2/2009	Pesticide	4,4'-DDT	n/a	=	137	%	EPA 625m	-88	-88	0	150	
2008/09-2	Lab	LCS, rec	1/2/2009	Pesticide	4,4'-DDT	n/a	=	133	%	EPA 625m	-88	-88	0	150	
2008/09-2	Lab	LCS, RPD	1/2/2009	Pesticide	4,4'-DDT	n/a	=	3	%	EPA 625m	-88	-88	0	30	
2008/09-2	Lab	method blank	1/2/2009	Pesticide	4,4'-DDT	n/a	<	0.001	µg/L	EPA 625m	0.001	0.005			
2008/09-2	ME-CC	field blank	1/2/2009	Pesticide	4,4'-DDT	n/a	=	0.1392	µg/L	EPA 625m	0.001	0.005			
2008/09-2	ME-VR2	field duplicate	1/2/2009	Pesticide	4,4'-DDT	n/a	<	0.001	µg/L	EPA 625m	0.001	0.005			
2008/09-2	ME-VR2	lab duplicate	1/2/2009	Pesticide	4,4'-DDT	n/a	<	0.001	µg/L	EPA 625m	0.001	0.005	0	30	
2008/09-2	ME-VR2	matrix spike	1/2/2009	Pesticide	4,4'-DDT	n/a	=	0.8066	µg/L	EPA 625m	0.001	0.005			
2008/09-2	ME-VR2	matrix spike dup	1/2/2009	Pesticide	4,4'-DDT	n/a	=	0.8898	µg/L	EPA 625m	0.001	0.005			
2008/09-2	ME-VR2	matrix spike dup, rec	1/2/2009	Pesticide	4,4'-DDT	n/a	=	191	%	EPA 625m	-88	-88	0	150	
2008/09-2	ME-VR2	matrix spike, rec	1/2/2009	Pesticide	4,4'-DDT	n/a	=	178	%	EPA 625m	-88	-88	0	150	
2008/09-2	ME-VR2	matrix spike, RPD	1/2/2009	Pesticide	4,4'-DDT	n/a	=	7	%	EPA 625m	-88	-88	0	30	
2008/09-2	Lab	LCS	1/2/2009	Pesticide	Aldrin	n/a	=	0.2936	µg/L	EPA 625m	0.001	0.005			
2008/09-2	Lab	LCS dup	1/2/2009	Pesticide	Aldrin	n/a	=	0.2796	µg/L	EPA 625m	0.001	0.005			
2008/09-2	Lab	LCS dup, rec	1/2/2009	Pesticide	Aldrin	n/a	=	97	%	EPA 625m	-88	-88	65	141	
2008/09-2	Lab	LCS, rec	1/2/2009	Pesticide	Aldrin	n/a	=	101	%	EPA 625m	-88	-88	65	141	
2008/09-2	Lab	LCS, RPD	1/2/2009	Pesticide	Aldrin	n/a	=	4	%	EPA 625m	-88	-88	0	30	
2008/09-2	Lab	method blank	1/2/2009	Pesticide	Aldrin	n/a	<	0.001	µg/L	EPA 625m	0.001	0.005			
2008/09-2	ME-CC	field blank	1/2/2009	Pesticide	Aldrin	n/a	<	0.001	µg/L	EPA 625m	0.001	0.005			
2008/09-2	ME-VR2	field duplicate	1/2/2009	Pesticide	Aldrin	n/a	<	0.001	µg/L	EPA 625m	0.001	0.005			
2008/09-2	ME-VR2	lab duplicate	1/2/2009	Pesticide	Aldrin	n/a	<	0.001	µg/L	EPA 625m	0.001	0.005	0	30	
2008/09-2	ME-VR2	matrix spike	1/2/2009	Pesticide	Aldrin	n/a	=	0.497	µg/L	EPA 625m	0.001	0.005			
2008/09-2	ME-VR2	matrix spike dup	1/2/2009	Pesticide	Aldrin	n/a	=	0.509	µg/L	EPA 625m	0.001	0.005			
2008/09-2	ME-VR2	matrix spike dup, rec	1/2/2009	Pesticide	Aldrin	n/a	=	109	%	EPA 625m	-88	-88	65	141	
2008/09-2	ME-VR2	matrix spike, rec	1/2/2009	Pesticide	Aldrin	n/a	=	109	%	EPA 625m	-88	-88	65	141	
2008/09-2	ME-VR2	matrix spike, RPD	1/2/2009	Pesticide	Aldrin	n/a	=	0	%	EPA 625m	-88	-88	0	30	
2008/09-2	Lab	LCS	1/2/2009	Pesticide	BHC-alpha	n/a	=	0.316	µg/L	EPA 625m	0.001	0.005			
2008/09-2	Lab	LCS dup	1/2/2009	Pesticide	BHC-alpha	n/a	=	0.3042	µg/L	EPA 625m	0.001	0.005			
2008/09-2	Lab	LCS dup, rec	1/2/2009	Pesticide	BHC-alpha	n/a	=	105	%	EPA 625m	-88	-88	53	140	
2008/09-2	Lab	LCS, rec	1/2/2009	Pesticide	BHC-alpha	n/a	=	109	%	EPA 625m	-88	-88	53	140	
2008/09-2	Lab	LCS, RPD	1/2/2009	Pesticide	BHC-alpha	n/a	=	4	%	EPA 625m	-88	-88	0	30	
2008/09-2	Lab	method blank	1/2/2009	Pesticide	BHC-alpha	n/a	<	0.001	µg/L	EPA 625m	0.001	0.005			
2008/09-2	ME-CC	field blank	1/2/2009	Pesticide	BHC-alpha	n/a	<	0.001	µg/L	EPA 625m	0.001	0.005			
2008/09-2	ME-VR2	field duplicate	1/2/2009	Pesticide	BHC-alpha	n/a	<	0.001	µg/L	EPA 625m	0.001	0.005			
2008/09-2	ME-VR2	lab duplicate	1/2/2009	Pesticide	BHC-alpha	n/a	<	0.001	µg/L	EPA 625m	0.001	0.005	0	30	
2008/09-2	ME-VR2	matrix spike	1/2/2009	Pesticide	BHC-alpha	n/a	=	0.5265	µg/L	EPA 625m	0.001	0.005			
2008/09-2	ME-VR2	matrix spike dup	1/2/2009	Pesticide	BHC-alpha	n/a	=	0.5487	µg/L	EPA 625m	0.001	0.005			
2008/09-2	ME-VR2	matrix spike dup, rec	1/2/2009	Pesticide	BHC-alpha	n/a	=	118	%	EPA 625m	-88	-88	53	140	

Appendix G
2008/09 QA/QC Analysis Results

Event ID	Site ID	QA/QC Sample Type	Analysis Date	Classification	Constituent	Fraction	Sign	Result	Units	Method	MDL	RL	QA LCL	QA UCL	DQO Comp.
2008/09-2	ME-VR2	matrix spike, rec	1/2/2009	Pesticide	BHC-alpha	n/a	=	116	%	EPA 625m	-88	-88	53	140	
2008/09-2	ME-VR2	matrix spike, RPD	1/2/2009	Pesticide	BHC-alpha	n/a	=	2	%	EPA 625m	-88	-88	0	30	
2008/09-2	Lab	LCS	1/2/2009	Pesticide	BHC-beta	n/a	=	0.1821	µg/L	EPA 625m	0.001	0.005			
2008/09-2	Lab	LCS dup	1/2/2009	Pesticide	BHC-beta	n/a	=	0.173	µg/L	EPA 625m	0.001	0.005			
2008/09-2	Lab	LCS dup, rec	1/2/2009	Pesticide	BHC-beta	n/a	=	60	%	EPA 625m	-88	-88	48	145	
2008/09-2	Lab	LCS, rec	1/2/2009	Pesticide	BHC-beta	n/a	=	63	%	EPA 625m	-88	-88	48	145	
2008/09-2	Lab	LCS, RPD	1/2/2009	Pesticide	BHC-beta	n/a	=	5	%	EPA 625m	-88	-88	0	30	
2008/09-2	Lab	method blank	1/2/2009	Pesticide	BHC-beta	n/a	<	0.001	µg/L	EPA 625m	0.001	0.005			
2008/09-2	ME-CC	field blank	1/2/2009	Pesticide	BHC-beta	n/a	<	0.001	µg/L	EPA 625m	0.001	0.005			
2008/09-2	ME-VR2	field duplicate	1/2/2009	Pesticide	BHC-beta	n/a	<	0.001	µg/L	EPA 625m	0.001	0.005			
2008/09-2	ME-VR2	lab duplicate	1/2/2009	Pesticide	BHC-beta	n/a	<	0.001	µg/L	EPA 625m	0.001	0.005	0	30	
2008/09-2	ME-VR2	matrix spike	1/2/2009	Pesticide	BHC-beta	n/a	=	0.3469	µg/L	EPA 625m	0.001	0.005			
2008/09-2	ME-VR2	matrix spike dup	1/2/2009	Pesticide	BHC-beta	n/a	=	0.3644	µg/L	EPA 625m	0.001	0.005			
2008/09-2	ME-VR2	matrix spike dup, rec	1/2/2009	Pesticide	BHC-beta	n/a	=	78	%	EPA 625m	-88	-88	48	145	
2008/09-2	ME-VR2	matrix spike, rec	1/2/2009	Pesticide	BHC-beta	n/a	=	76	%	EPA 625m	-88	-88	48	145	
2008/09-2	ME-VR2	matrix spike, RPD	1/2/2009	Pesticide	BHC-beta	n/a	=	3	%	EPA 625m	-88	-88	0	30	
2008/09-2	Lab	LCS	1/2/2009	Pesticide	BHC-delta	n/a	=	0.3409	µg/L	EPA 625m	0.001	0.005			
2008/09-2	Lab	LCS dup	1/2/2009	Pesticide	BHC-delta	n/a	=	0.3205	µg/L	EPA 625m	0.001	0.005			
2008/09-2	Lab	LCS dup, rec	1/2/2009	Pesticide	BHC-delta	n/a	=	111	%	EPA 625m	-88	-88	50	151	
2008/09-2	Lab	LCS, rec	1/2/2009	Pesticide	BHC-delta	n/a	=	118	%	EPA 625m	-88	-88	50	151	
2008/09-2	Lab	LCS, RPD	1/2/2009	Pesticide	BHC-delta	n/a	=	6	%	EPA 625m	-88	-88	0	30	
2008/09-2	Lab	method blank	1/2/2009	Pesticide	BHC-delta	n/a	<	0.001	µg/L	EPA 625m	0.001	0.005			
2008/09-2	ME-CC	field blank	1/2/2009	Pesticide	BHC-delta	n/a	<	0.001	µg/L	EPA 625m	0.001	0.005			
2008/09-2	ME-VR2	field duplicate	1/2/2009	Pesticide	BHC-delta	n/a	<	0.001	µg/L	EPA 625m	0.001	0.005			
2008/09-2	ME-VR2	lab duplicate	1/2/2009	Pesticide	BHC-delta	n/a	<	0.001	µg/L	EPA 625m	0.001	0.005	0	30	
2008/09-2	ME-VR2	matrix spike	1/2/2009	Pesticide	BHC-delta	n/a	=	0.6646	µg/L	EPA 625m	0.001	0.005			
2008/09-2	ME-VR2	matrix spike dup	1/2/2009	Pesticide	BHC-delta	n/a	=	0.6306	µg/L	EPA 625m	0.001	0.005			
2008/09-2	ME-VR2	matrix spike dup, rec	1/2/2009	Pesticide	BHC-delta	n/a	=	136	%	EPA 625m	-88	-88	50	151	
2008/09-2	ME-VR2	matrix spike, rec	1/2/2009	Pesticide	BHC-delta	n/a	=	146	%	EPA 625m	-88	-88	50	151	
2008/09-2	ME-VR2	matrix spike, RPD	1/2/2009	Pesticide	BHC-delta	n/a	=	7	%	EPA 625m	-88	-88	0	30	
2008/09-2	Lab	LCS	1/2/2009	Pesticide	BHC-gamma (Lindane)	n/a	=	0.3045	µg/L	EPA 625m	0.001	0.005			
2008/09-2	Lab	LCS dup	1/2/2009	Pesticide	BHC-gamma (Lindane)	n/a	=	0.2824	µg/L	EPA 625m	0.001	0.005			
2008/09-2	Lab	LCS dup, rec	1/2/2009	Pesticide	BHC-gamma (Lindane)	n/a	=	98	%	EPA 625m	-88	-88	56	138	
2008/09-2	Lab	LCS, rec	1/2/2009	Pesticide	BHC-gamma (Lindane)	n/a	=	105	%	EPA 625m	-88	-88	56	138	
2008/09-2	Lab	LCS, RPD	1/2/2009	Pesticide	BHC-gamma (Lindane)	n/a	=	7	%	EPA 625m	-88	-88	0	30	
2008/09-2	Lab	method blank	1/2/2009	Pesticide	BHC-gamma (Lindane)	n/a	<	0.001	µg/L	EPA 625m	0.001	0.005			
2008/09-2	ME-CC	field blank	1/2/2009	Pesticide	BHC-gamma (Lindane)	n/a	<	0.001	µg/L	EPA 625m	0.001	0.005			
2008/09-2	ME-VR2	field duplicate	1/2/2009	Pesticide	BHC-gamma (Lindane)	n/a	<	0.001	µg/L	EPA 625m	0.001	0.005			
2008/09-2	ME-VR2	lab duplicate	1/2/2009	Pesticide	BHC-gamma (Lindane)	n/a	<	0.001	µg/L	EPA 625m	0.001	0.005	0	30	
2008/09-2	ME-VR2	matrix spike	1/2/2009	Pesticide	BHC-gamma (Lindane)	n/a	=	0.4828	µg/L	EPA 625m	0.001	0.005			
2008/09-2	ME-VR2	matrix spike dup	1/2/2009	Pesticide	BHC-gamma (Lindane)	n/a	=	0.5081	µg/L	EPA 625m	0.001	0.005			
2008/09-2	ME-VR2	matrix spike dup, rec	1/2/2009	Pesticide	BHC-gamma (Lindane)	n/a	=	109	%	EPA 625m	-88	-88	56	138	
2008/09-2	ME-VR2	matrix spike, rec	1/2/2009	Pesticide	BHC-gamma (Lindane)	n/a	=	106	%	EPA 625m	-88	-88	56	138	
2008/09-2	ME-VR2	matrix spike, RPD	1/2/2009	Pesticide	BHC-gamma (Lindane)	n/a	=	3	%	EPA 625m	-88	-88	0	30	
2008/09-2	Lab	LCS	1/2/2009	Pesticide	Bolstar	n/a	=	0.3005	µg/L	EPA 625m	0.002	0.004			
2008/09-2	Lab	LCS dup	1/2/2009	Pesticide	Bolstar	n/a	=	0.2917	µg/L	EPA 625m	0.002	0.004			
2008/09-2	Lab	LCS dup, rec	1/2/2009	Pesticide	Bolstar	n/a	=	101	%	EPA 625m	-88	-88	55	143	
2008/09-2	Lab	LCS, rec	1/2/2009	Pesticide	Bolstar	n/a	=	104	%	EPA 625m	-88	-88	55	143	
2008/09-2	Lab	LCS, RPD	1/2/2009	Pesticide	Bolstar	n/a	=	3	%	EPA 625m	-88	-88	0	30	
2008/09-2	Lab	method blank	1/2/2009	Pesticide	Bolstar	n/a	<	0.002	µg/L	EPA 625m	0.002	0.004			
2008/09-2	ME-CC	field blank	1/2/2009	Pesticide	Bolstar	n/a	<	0.002	µg/L	EPA 625m	0.002	0.004			
2008/09-2	ME-VR2	field duplicate	1/2/2009	Pesticide	Bolstar	n/a	<	0.002	µg/L	EPA 625m	0.002	0.004			
2008/09-2	ME-VR2	lab duplicate	1/2/2009	Pesticide	Bolstar	n/a	<	0.002	µg/L	EPA 625m	0.002	0.004	0	30	
2008/09-2	ME-VR2	matrix spike	1/2/2009	Pesticide	Bolstar	n/a	=	1.1479	µg/L	EPA 625m	0.002	0.004			
2008/09-2	ME-VR2	matrix spike dup	1/2/2009	Pesticide	Bolstar	n/a	=	1.1948	µg/L	EPA 625m	0.002	0.004			
2008/09-2	ME-VR2	matrix spike dup, rec	1/2/2009	Pesticide	Bolstar	n/a	=	257	%	EPA 625m	-88	-88	55	143	

Appendix G
2008/09 QA/QC Analysis Results

Event ID	Site ID	QA/QC Sample Type	Analysis Date	Classification	Constituent	Fraction	Sign	Result	Units	Method	MDL	RL	QA LCL	QA UCL	DQO Comp.
2008/09-2	ME-VR2	matrix spike, rec	1/2/2009	Pesticide	Bolstar	n/a	=	253	%	EPA 625m	-88	-88	55	143	
2008/09-2	ME-VR2	matrix spike, RPD	1/2/2009	Pesticide	Bolstar	n/a	=	2	%	EPA 625m	-88	-88	0	30	
2008/09-2	Lab	LCS	1/2/2009	Pesticide	Chlordane-alpha	n/a	=	0.3223	µg/L	EPA 625m	0.001	0.005			
2008/09-2	Lab	LCS dup	1/2/2009	Pesticide	Chlordane-alpha	n/a	=	0.3043	µg/L	EPA 625m	0.001	0.005			
2008/09-2	Lab	LCS dup, rec	1/2/2009	Pesticide	Chlordane-alpha	n/a	=	105	%	EPA 625m	-88	-88	56	145	
2008/09-2	Lab	LCS, rec	1/2/2009	Pesticide	Chlordane-alpha	n/a	=	111	%	EPA 625m	-88	-88	56	145	
2008/09-2	Lab	LCS, RPD	1/2/2009	Pesticide	Chlordane-alpha	n/a	=	6	%	EPA 625m	-88	-88	0	30	
2008/09-2	Lab	method blank	1/2/2009	Pesticide	Chlordane-alpha	n/a	<	0.001	µg/L	EPA 625m	0.001	0.005			
2008/09-2	ME-CC	field blank	1/2/2009	Pesticide	Chlordane-alpha	n/a	=	0.0063	µg/L	EPA 625m	0.001	0.005			
2008/09-2	ME-VR2	field duplicate	1/2/2009	Pesticide	Chlordane-alpha	n/a	<	0.001	µg/L	EPA 625m	0.001	0.005			
2008/09-2	ME-VR2	lab duplicate	1/2/2009	Pesticide	Chlordane-alpha	n/a	<	0.001	µg/L	EPA 625m	0.001	0.005	0	30	
2008/09-2	ME-VR2	matrix spike	1/2/2009	Pesticide	Chlordane-alpha	n/a	=	0.5469	µg/L	EPA 625m	0.001	0.005			
2008/09-2	ME-VR2	matrix spike dup	1/2/2009	Pesticide	Chlordane-alpha	n/a	=	0.5775	µg/L	EPA 625m	0.001	0.005			
2008/09-2	ME-VR2	matrix spike dup, rec	1/2/2009	Pesticide	Chlordane-alpha	n/a	=	124	%	EPA 625m	-88	-88	56	145	
2008/09-2	ME-VR2	matrix spike, rec	1/2/2009	Pesticide	Chlordane-alpha	n/a	=	120	%	EPA 625m	-88	-88	56	145	
2008/09-2	ME-VR2	matrix spike, RPD	1/2/2009	Pesticide	Chlordane-alpha	n/a	=	3	%	EPA 625m	-88	-88	0	30	
2008/09-2	Lab	LCS	1/2/2009	Pesticide	Chlordane-gamma	n/a	=	0.3095	µg/L	EPA 625m	0.001	0.005			
2008/09-2	Lab	LCS dup	1/2/2009	Pesticide	Chlordane-gamma	n/a	=	0.2987	µg/L	EPA 625m	0.001	0.005			
2008/09-2	Lab	LCS dup, rec	1/2/2009	Pesticide	Chlordane-gamma	n/a	=	103	%	EPA 625m	-88	-88	70	136	
2008/09-2	Lab	LCS, rec	1/2/2009	Pesticide	Chlordane-gamma	n/a	=	107	%	EPA 625m	-88	-88	70	136	
2008/09-2	Lab	LCS, RPD	1/2/2009	Pesticide	Chlordane-gamma	n/a	=	4	%	EPA 625m	-88	-88	0	30	
2008/09-2	Lab	method blank	1/2/2009	Pesticide	Chlordane-gamma	n/a	<	0.001	µg/L	EPA 625m	0.001	0.005			
2008/09-2	ME-CC	field blank	1/2/2009	Pesticide	Chlordane-gamma	n/a	DNQ	0.0039	µg/L	EPA 625m	0.001	0.005			
2008/09-2	ME-VR2	field duplicate	1/2/2009	Pesticide	Chlordane-gamma	n/a	<	0.001	µg/L	EPA 625m	0.001	0.005			
2008/09-2	ME-VR2	lab duplicate	1/2/2009	Pesticide	Chlordane-gamma	n/a	<	0.001	µg/L	EPA 625m	0.001	0.005	0	30	
2008/09-2	ME-VR2	matrix spike	1/2/2009	Pesticide	Chlordane-gamma	n/a	=	0.546	µg/L	EPA 625m	0.001	0.005			
2008/09-2	ME-VR2	matrix spike dup	1/2/2009	Pesticide	Chlordane-gamma	n/a	=	0.5925	µg/L	EPA 625m	0.001	0.005			
2008/09-2	ME-VR2	matrix spike dup, rec	1/2/2009	Pesticide	Chlordane-gamma	n/a	=	127	%	EPA 625m	-88	-88	70	136	
2008/09-2	ME-VR2	matrix spike, rec	1/2/2009	Pesticide	Chlordane-gamma	n/a	=	120	%	EPA 625m	-88	-88	70	136	
2008/09-2	ME-VR2	matrix spike, RPD	1/2/2009	Pesticide	Chlordane-gamma	n/a	=	6	%	EPA 625m	-88	-88	0	30	
2008/09-2	Lab	LCS	1/2/2009	Pesticide	Chlorpyrifos	n/a	=	0.2962	µg/L	EPA 625m	0.001	0.002			
2008/09-2	Lab	LCS dup	1/2/2009	Pesticide	Chlorpyrifos	n/a	=	0.2474	µg/L	EPA 625m	0.001	0.002			
2008/09-2	Lab	LCS dup, rec	1/2/2009	Pesticide	Chlorpyrifos	n/a	=	85	%	EPA 625m	-88	-88	55	137	
2008/09-2	Lab	LCS, rec	1/2/2009	Pesticide	Chlorpyrifos	n/a	=	102	%	EPA 625m	-88	-88	55	137	
2008/09-2	Lab	LCS, RPD	1/2/2009	Pesticide	Chlorpyrifos	n/a	=	18	%	EPA 625m	-88	-88	0	30	
2008/09-2	Lab	method blank	1/2/2009	Pesticide	Chlorpyrifos	n/a	<	0.001	µg/L	EPA 625m	0.001	0.002			
2008/09-2	ME-CC	field blank	1/2/2009	Pesticide	Chlorpyrifos	n/a	=	0.3765	µg/L	EPA 625m	0.001	0.002			
2008/09-2	ME-VR2	field duplicate	1/2/2009	Pesticide	Chlorpyrifos	n/a	=	0.0194	µg/L	EPA 625m	0.001	0.002			
2008/09-2	ME-VR2	lab duplicate	1/2/2009	Pesticide	Chlorpyrifos	n/a	=	0.027	µg/L	EPA 625m	0.001	0.002	0	30	
2008/09-2	ME-VR2	matrix spike	1/2/2009	Pesticide	Chlorpyrifos	n/a	=	0.6768	µg/L	EPA 625m	0.001	0.002			
2008/09-2	ME-VR2	matrix spike dup	1/2/2009	Pesticide	Chlorpyrifos	n/a	=	0.6296	µg/L	EPA 625m	0.001	0.002			
2008/09-2	ME-VR2	matrix spike dup, rec	1/2/2009	Pesticide	Chlorpyrifos	n/a	=	130	%	EPA 625m	-88	-88	55	137	
2008/09-2	ME-VR2	matrix spike, rec	1/2/2009	Pesticide	Chlorpyrifos	n/a	=	143	%	EPA 625m	-88	-88	55	137	
2008/09-2	ME-VR2	matrix spike, RPD	1/2/2009	Pesticide	Chlorpyrifos	n/a	=	10	%	EPA 625m	-88	-88	0	30	
2008/09-2	Lab	LCS	1/2/2009	Pesticide	cis-Nonachlor	n/a	=	0.3651	µg/L	EPA 625m	0.001	0.005			
2008/09-2	Lab	LCS dup	1/2/2009	Pesticide	cis-Nonachlor	n/a	=	0.3301	µg/L	EPA 625m	0.001	0.005			
2008/09-2	Lab	LCS dup, rec	1/2/2009	Pesticide	cis-Nonachlor	n/a	=	114	%	EPA 625m	-88	-88	69	132	
2008/09-2	Lab	LCS, rec	1/2/2009	Pesticide	cis-Nonachlor	n/a	=	126	%	EPA 625m	-88	-88	69	132	
2008/09-2	Lab	LCS, RPD	1/2/2009	Pesticide	cis-Nonachlor	n/a	=	10	%	EPA 625m	-88	-88	0	30	
2008/09-2	Lab	method blank	1/2/2009	Pesticide	cis-Nonachlor	n/a	<	0.001	µg/L	EPA 625m	0.001	0.005			
2008/09-2	ME-CC	field blank	1/2/2009	Pesticide	cis-Nonachlor	n/a	<	0.001	µg/L	EPA 625m	0.001	0.005			
2008/09-2	ME-VR2	field duplicate	1/2/2009	Pesticide	cis-Nonachlor	n/a	<	0.001	µg/L	EPA 625m	0.001	0.005			
2008/09-2	ME-VR2	lab duplicate	1/2/2009	Pesticide	cis-Nonachlor	n/a	<	0.001	µg/L	EPA 625m	0.001	0.005	0	30	
2008/09-2	ME-VR2	matrix spike	1/2/2009	Pesticide	cis-Nonachlor	n/a	=	0.5574	µg/L	EPA 625m	0.001	0.005			
2008/09-2	ME-VR2	matrix spike dup	1/2/2009	Pesticide	cis-Nonachlor	n/a	=	0.5512	µg/L	EPA 625m	0.001	0.005			
2008/09-2	ME-VR2	matrix spike dup, rec	1/2/2009	Pesticide	cis-Nonachlor	n/a	=	118	%	EPA 625m	-88	-88	69	132	

Appendix G
2008/09 QA/QC Analysis Results

Event ID	Site ID	QA/QC Sample Type	Analysis Date	Classification	Constituent	Fraction	Sign	Result	Units	Method	MDL	RL	QA LCL	QA UCL	DQO Comp.
2008/09-2	ME-VR2	matrix spike, rec	1/2/2009	Pesticide	cis-Nonachlor	n/a	=	123	%	EPA 625m	-88	-88	69	132	
2008/09-2	ME-VR2	matrix spike, RPD	1/2/2009	Pesticide	cis-Nonachlor	n/a	=	4	%	EPA 625m	-88	-88	0	30	
2008/09-2	Lab	method blank	12/23/2008	Pesticide	Dalapon	n/a	<	13	µg/L	EPA 8151A	13	13			
2008/09-2	ME-VR2	field duplicate	12/23/2008	Pesticide	Dalapon	n/a	<	13	µg/L	EPA 8151A	13	13			
2008/09-2	Lab	method blank	1/2/2009	Pesticide	DCPA (Dacthal)	n/a	<	0.005	µg/L	EPA 625m	0.005	0.01			
2008/09-2	ME-CC	field blank	1/2/2009	Pesticide	DCPA (Dacthal)	n/a	=	0.5073	µg/L	EPA 625m	0.005	0.01			
2008/09-2	ME-VR2	field duplicate	1/2/2009	Pesticide	DCPA (Dacthal)	n/a	<	0.005	µg/L	EPA 625m	0.005	0.01			
2008/09-2	ME-VR2	lab duplicate	1/2/2009	Pesticide	DCPA (Dacthal)	n/a	<	0.005	µg/L	EPA 625m	0.005	0.01	0	30	
2008/09-2	ME-VR2	matrix spike	1/2/2009	Pesticide	DCPA (Dacthal)	n/a	=	0.6045	µg/L	EPA 625m	0.005	0.01			
2008/09-2	ME-VR2	matrix spike dup	1/2/2009	Pesticide	DCPA (Dacthal)	n/a	=	0.6443	µg/L	EPA 625m	0.005	0.01			
2008/09-2	ME-VR2	matrix spike dup, rec	1/2/2009	Pesticide	DCPA (Dacthal)	n/a	=	138	%	EPA 625m	-88	-88	63	143	
2008/09-2	ME-VR2	matrix spike, rec	1/2/2009	Pesticide	DCPA (Dacthal)	n/a	=	133	%	EPA 625m	-88	-88	63	143	
2008/09-2	ME-VR2	matrix spike, RPD	1/2/2009	Pesticide	DCPA (Dacthal)	n/a	=	4	%	EPA 625m	-88	-88	0	30	
2008/09-2	Lab	LCS	1/2/2009	Pesticide	Demeton (Total)	n/a	=	0.2194	µg/L	EPA 625m	0.001	0.002			
2008/09-2	Lab	LCS dup	1/2/2009	Pesticide	Demeton (Total)	n/a	=	0.2186	µg/L	EPA 625m	0.001	0.002			
2008/09-2	Lab	LCS dup, rec	1/2/2009	Pesticide	Demeton (Total)	n/a	=	75	%	EPA 625m	-88	-88	21	128	
2008/09-2	Lab	LCS, rec	1/2/2009	Pesticide	Demeton (Total)	n/a	=	76	%	EPA 625m	-88	-88	21	128	
2008/09-2	Lab	LCS, RPD	1/2/2009	Pesticide	Demeton (Total)	n/a	=	1.3	%	EPA 625m	-88	-88	0	30	
2008/09-2	Lab	method blank	1/2/2009	Pesticide	Demeton (Total)	n/a	<	0.001	µg/L	EPA 625m	0.001	0.002			
2008/09-2	ME-CC	field blank	1/2/2009	Pesticide	Demeton (Total)	n/a	<	0.001	µg/L	EPA 625m	0.001	0.002			
2008/09-2	ME-VR2	field duplicate	1/2/2009	Pesticide	Demeton (Total)	n/a	<	0.001	µg/L	EPA 625m	0.001	0.002			
2008/09-2	ME-VR2	lab duplicate	1/2/2009	Pesticide	Demeton (Total)	n/a	<	0.001	µg/L	EPA 625m	0.001	0.002	0	30	
2008/09-2	ME-VR2	matrix spike	1/2/2009	Pesticide	Demeton (Total)	n/a	=	0.7173	µg/L	EPA 625m	0.001	0.002			
2008/09-2	ME-VR2	matrix spike dup	1/2/2009	Pesticide	Demeton (Total)	n/a	=	0.6774	µg/L	EPA 625m	0.001	0.002			
2008/09-2	ME-VR2	matrix spike dup, rec	1/2/2009	Pesticide	Demeton (Total)	n/a	=	146	%	EPA 625m	-88	-88	21	128	
2008/09-2	ME-VR2	matrix spike, rec	1/2/2009	Pesticide	Demeton (Total)	n/a	=	158	%	EPA 625m	-88	-88	21	128	
2008/09-2	ME-VR2	matrix spike, RPD	1/2/2009	Pesticide	Demeton (Total)	n/a	=	7.9	%	EPA 625m	-88	-88	0	30	
2008/09-2	Lab	LCS	1/2/2009	Pesticide	Diazinon	n/a	=	0.2749	µg/L	EPA 625m	0.002	0.004			
2008/09-2	Lab	LCS dup	1/2/2009	Pesticide	Diazinon	n/a	=	0.2328	µg/L	EPA 625m	0.002	0.004			
2008/09-2	Lab	LCS dup, rec	1/2/2009	Pesticide	Diazinon	n/a	=	80	%	EPA 625m	-88	-88	56	134	
2008/09-2	Lab	LCS, rec	1/2/2009	Pesticide	Diazinon	n/a	=	95	%	EPA 625m	-88	-88	56	134	
2008/09-2	Lab	LCS, RPD	1/2/2009	Pesticide	Diazinon	n/a	=	17	%	EPA 625m	-88	-88	0	30	
2008/09-2	Lab	method blank	1/2/2009	Pesticide	Diazinon	n/a	<	0.002	µg/L	EPA 625m	0.002	0.004			
2008/09-2	ME-CC	field blank	1/2/2009	Pesticide	Diazinon	n/a	=	0.0524	µg/L	EPA 625m	0.002	0.004			
2008/09-2	ME-VR2	field duplicate	1/2/2009	Pesticide	Diazinon	n/a	<	0.002	µg/L	EPA 625m	0.002	0.004			
2008/09-2	ME-VR2	lab duplicate	1/2/2009	Pesticide	Diazinon	n/a	<	0.002	µg/L	EPA 625m	0.002	0.004	0	30	
2008/09-2	ME-VR2	matrix spike	1/2/2009	Pesticide	Diazinon	n/a	=	0.672	µg/L	EPA 625m	0.002	0.004			
2008/09-2	ME-VR2	matrix spike dup	1/2/2009	Pesticide	Diazinon	n/a	=	0.6192	µg/L	EPA 625m	0.002	0.004			
2008/09-2	ME-VR2	matrix spike dup, rec	1/2/2009	Pesticide	Diazinon	n/a	=	133	%	EPA 625m	-88	-88	56	134	
2008/09-2	ME-VR2	matrix spike, rec	1/2/2009	Pesticide	Diazinon	n/a	=	148	%	EPA 625m	-88	-88	56	134	
2008/09-2	ME-VR2	matrix spike, RPD	1/2/2009	Pesticide	Diazinon	n/a	=	11	%	EPA 625m	-88	-88	0	30	
2008/09-2	Lab	method blank	12/23/2008	Pesticide	Dicamba	n/a	<	0.5	µg/L	EPA 8151A	0.5	0.5			
2008/09-2	ME-VR2	field duplicate	12/23/2008	Pesticide	Dicamba	n/a	<	0.5	µg/L	EPA 8151A	0.5	0.5			
2008/09-2	Lab	method blank	12/23/2008	Pesticide	Dichlorprop	n/a	<	5	µg/L	EPA 8151A	5	5			
2008/09-2	ME-VR2	field duplicate	12/23/2008	Pesticide	Dichlorprop	n/a	<	5	µg/L	EPA 8151A	5	5			
2008/09-2	Lab	LCS	1/2/2009	Pesticide	Dichlorvos	n/a	=	0.2702	µg/L	EPA 625m	0.003	0.006			
2008/09-2	Lab	LCS dup	1/2/2009	Pesticide	Dichlorvos	n/a	=	0.2592	µg/L	EPA 625m	0.003	0.006			
2008/09-2	Lab	LCS dup, rec	1/2/2009	Pesticide	Dichlorvos	n/a	=	90	%	EPA 625m	-88	-88	59	136	
2008/09-2	Lab	LCS, rec	1/2/2009	Pesticide	Dichlorvos	n/a	=	93	%	EPA 625m	-88	-88	59	136	
2008/09-2	Lab	LCS, RPD	1/2/2009	Pesticide	Dichlorvos	n/a	=	3	%	EPA 625m	-88	-88	0	30	
2008/09-2	Lab	method blank	1/2/2009	Pesticide	Dichlorvos	n/a	<	0.003	µg/L	EPA 625m	0.003	0.006			
2008/09-2	ME-CC	field blank	1/2/2009	Pesticide	Dichlorvos	n/a	<	0.003	µg/L	EPA 625m	0.003	0.006			
2008/09-2	ME-VR2	field duplicate	1/2/2009	Pesticide	Dichlorvos	n/a	<	0.003	µg/L	EPA 625m	0.003	0.006			
2008/09-2	ME-VR2	lab duplicate	1/2/2009	Pesticide	Dichlorvos	n/a	<	0.003	µg/L	EPA 625m	0.003	0.006	0	30	
2008/09-2	ME-VR2	matrix spike	1/2/2009	Pesticide	Dichlorvos	n/a	=	0.5762	µg/L	EPA 625m	0.003	0.006			
2008/09-2	ME-VR2	matrix spike dup	1/2/2009	Pesticide	Dichlorvos	n/a	=	0.503	µg/L	EPA 625m	0.003	0.006			

Appendix G
2008/09 QA/QC Analysis Results

Event ID	Site ID	QA/QC Sample Type	Analysis Date	Classification	Constituent	Fraction	Sign	Result	Units	Method	MDL	RL	QA LCL	QA UCL	DQO Comp.
2008/09-2	ME-VR2	matrix spike dup, rec	1/2/2009	Pesticide	Dichlorvos	n/a	=	108	%	EPA 625m	-88	-88	59	136	
2008/09-2	ME-VR2	matrix spike, rec	1/2/2009	Pesticide	Dichlorvos	n/a	=	127	%	EPA 625m	-88	-88	59	136	
2008/09-2	ME-VR2	matrix spike, RPD	1/2/2009	Pesticide	Dichlorvos	n/a	=	16	%	EPA 625m	-88	-88	0	30	
2008/09-2	Lab	LCS	1/2/2009	Pesticide	Dieldrin	n/a	=	0.2622	µg/L	EPA 625m	0.001	0.005			
2008/09-2	Lab	LCS dup	1/2/2009	Pesticide	Dieldrin	n/a	=	0.2854	µg/L	EPA 625m	0.001	0.005			
2008/09-2	Lab	LCS dup, rec	1/2/2009	Pesticide	Dieldrin	n/a	=	99	%	EPA 625m	-88	-88	52	149	
2008/09-2	Lab	LCS, rec	1/2/2009	Pesticide	Dieldrin	n/a	=	91	%	EPA 625m	-88	-88	52	149	
2008/09-2	Lab	LCS, RPD	1/2/2009	Pesticide	Dieldrin	n/a	=	8	%	EPA 625m	-88	-88	0	30	
2008/09-2	Lab	method blank	1/2/2009	Pesticide	Dieldrin	n/a	<	0.001	µg/L	EPA 625m	0.001	0.005			
2008/09-2	ME-CC	field blank	1/2/2009	Pesticide	Dieldrin	n/a	<	0.001	µg/L	EPA 625m	0.001	0.005			
2008/09-2	ME-VR2	field duplicate	1/2/2009	Pesticide	Dieldrin	n/a	<	0.001	µg/L	EPA 625m	0.001	0.005			
2008/09-2	ME-VR2	lab duplicate	1/2/2009	Pesticide	Dieldrin	n/a	<	0.001	µg/L	EPA 625m	0.001	0.005	0	30	
2008/09-2	ME-VR2	matrix spike	1/2/2009	Pesticide	Dieldrin	n/a	=	0.4301	µg/L	EPA 625m	0.001	0.005			
2008/09-2	ME-VR2	matrix spike dup	1/2/2009	Pesticide	Dieldrin	n/a	=	0.5055	µg/L	EPA 625m	0.001	0.005			
2008/09-2	ME-VR2	matrix spike dup, rec	1/2/2009	Pesticide	Dieldrin	n/a	=	109	%	EPA 625m	-88	-88	52	149	
2008/09-2	ME-VR2	matrix spike, rec	1/2/2009	Pesticide	Dieldrin	n/a	=	95	%	EPA 625m	-88	-88	52	149	
2008/09-2	ME-VR2	matrix spike, RPD	1/2/2009	Pesticide	Dieldrin	n/a	=	14	%	EPA 625m	-88	-88	0	30	
2008/09-2	Lab	LCS	1/2/2009	Pesticide	Dimethoate	n/a	=	0.2289	µg/L	EPA 625m	0.003	0.006			
2008/09-2	Lab	LCS dup	1/2/2009	Pesticide	Dimethoate	n/a	=	0.2346	µg/L	EPA 625m	0.003	0.006			
2008/09-2	Lab	LCS dup, rec	1/2/2009	Pesticide	Dimethoate	n/a	=	81	%	EPA 625m	-88	-88	46	149	
2008/09-2	Lab	LCS, rec	1/2/2009	Pesticide	Dimethoate	n/a	=	79	%	EPA 625m	-88	-88	46	149	
2008/09-2	Lab	LCS, RPD	1/2/2009	Pesticide	Dimethoate	n/a	=	2	%	EPA 625m	-88	-88	0	30	
2008/09-2	Lab	method blank	1/2/2009	Pesticide	Dimethoate	n/a	<	0.003	µg/L	EPA 625m	0.003	0.006			
2008/09-2	ME-CC	field blank	1/2/2009	Pesticide	Dimethoate	n/a	<	0.003	µg/L	EPA 625m	0.003	0.006			
2008/09-2	ME-VR2	field duplicate	1/2/2009	Pesticide	Dimethoate	n/a	<	0.003	µg/L	EPA 625m	0.003	0.006			
2008/09-2	ME-VR2	lab duplicate	1/2/2009	Pesticide	Dimethoate	n/a	<	0.003	µg/L	EPA 625m	0.003	0.006	0	30	
2008/09-2	ME-VR2	matrix spike	1/2/2009	Pesticide	Dimethoate	n/a	=	0.5421	µg/L	EPA 625m	0.003	0.006			
2008/09-2	ME-VR2	matrix spike dup	1/2/2009	Pesticide	Dimethoate	n/a	=	0.477	µg/L	EPA 625m	0.003	0.006			
2008/09-2	ME-VR2	matrix spike dup, rec	1/2/2009	Pesticide	Dimethoate	n/a	=	103	%	EPA 625m	-88	-88	46	149	
2008/09-2	ME-VR2	matrix spike, rec	1/2/2009	Pesticide	Dimethoate	n/a	=	119	%	EPA 625m	-88	-88	46	149	
2008/09-2	ME-VR2	matrix spike, RPD	1/2/2009	Pesticide	Dimethoate	n/a	=	14	%	EPA 625m	-88	-88	0	30	
2008/09-2	Lab	method blank	12/23/2008	Pesticide	Dinoseb	n/a	<	2.5	µg/L	EPA 8151A	2.5	2.5			
2008/09-2	ME-VR2	field duplicate	12/23/2008	Pesticide	Dinoseb	n/a	<	2.5	µg/L	EPA 8151A	2.5	2.5			
2008/09-2	Lab	LCS	1/2/2009	Pesticide	Disulfoton	n/a	=	0.265	µg/L	EPA 625m	0.001	0.002			
2008/09-2	Lab	LCS dup	1/2/2009	Pesticide	Disulfoton	n/a	=	0.2468	µg/L	EPA 625m	0.001	0.002			
2008/09-2	Lab	LCS dup, rec	1/2/2009	Pesticide	Disulfoton	n/a	=	85	%	EPA 625m	-88	-88	16	118	
2008/09-2	Lab	LCS, rec	1/2/2009	Pesticide	Disulfoton	n/a	=	92	%	EPA 625m	-88	-88	16	118	
2008/09-2	Lab	LCS, RPD	1/2/2009	Pesticide	Disulfoton	n/a	=	8	%	EPA 625m	-88	-88	0	30	
2008/09-2	Lab	method blank	1/2/2009	Pesticide	Disulfoton	n/a	<	0.001	µg/L	EPA 625m	0.001	0.002			
2008/09-2	ME-CC	field blank	1/2/2009	Pesticide	Disulfoton	n/a	<	0.001	µg/L	EPA 625m	0.001	0.002			
2008/09-2	ME-VR2	field duplicate	1/2/2009	Pesticide	Disulfoton	n/a	<	0.001	µg/L	EPA 625m	0.001	0.002			
2008/09-2	ME-VR2	lab duplicate	1/2/2009	Pesticide	Disulfoton	n/a	<	0.001	µg/L	EPA 625m	0.001	0.002	0	30	
2008/09-2	ME-VR2	matrix spike	1/2/2009	Pesticide	Disulfoton	n/a	=	0.5009	µg/L	EPA 625m	0.001	0.002			
2008/09-2	ME-VR2	matrix spike dup	1/2/2009	Pesticide	Disulfoton	n/a	=	0.4657	µg/L	EPA 625m	0.001	0.002			
2008/09-2	ME-VR2	matrix spike dup, rec	1/2/2009	Pesticide	Disulfoton	n/a	=	100	%	EPA 625m	-88	-88	16	118	
2008/09-2	ME-VR2	matrix spike, rec	1/2/2009	Pesticide	Disulfoton	n/a	=	110	%	EPA 625m	-88	-88	16	118	
2008/09-2	ME-VR2	matrix spike, RPD	1/2/2009	Pesticide	Disulfoton	n/a	=	10	%	EPA 625m	-88	-88	0	30	
2008/09-2	Lab	LCS	1/2/2009	Pesticide	Endosulfan sulfate	n/a	=	0.3349	µg/L	EPA 625m	0.001	0.005			
2008/09-2	Lab	LCS dup	1/2/2009	Pesticide	Endosulfan sulfate	n/a	=	0.3143	µg/L	EPA 625m	0.001	0.005			
2008/09-2	Lab	LCS dup, rec	1/2/2009	Pesticide	Endosulfan sulfate	n/a	=	109	%	EPA 625m	-88	-88	57	142	
2008/09-2	Lab	LCS, rec	1/2/2009	Pesticide	Endosulfan sulfate	n/a	=	116	%	EPA 625m	-88	-88	57	142	
2008/09-2	Lab	LCS, RPD	1/2/2009	Pesticide	Endosulfan sulfate	n/a	=	6	%	EPA 625m	-88	-88	0	30	
2008/09-2	Lab	method blank	1/2/2009	Pesticide	Endosulfan sulfate	n/a	<	0.001	µg/L	EPA 625m	0.001	0.005			
2008/09-2	ME-CC	field blank	1/2/2009	Pesticide	Endosulfan sulfate	n/a	<	0.001	µg/L	EPA 625m	0.001	0.005			
2008/09-2	ME-VR2	field duplicate	1/2/2009	Pesticide	Endosulfan sulfate	n/a	<	0.001	µg/L	EPA 625m	0.001	0.005			
2008/09-2	ME-VR2	lab duplicate	1/2/2009	Pesticide	Endosulfan sulfate	n/a	<	0.001	µg/L	EPA 625m	0.001	0.005	0	30	

Appendix G
2008/09 QA/QC Analysis Results

Event ID	Site ID	QA/QC Sample Type	Analysis Date	Classification	Constituent	Fraction	Sign	Result	Units	Method	MDL	RL	QA LCL	QA UCL	DQO Comp.
2008/09-2	ME-VR2	matrix spike	1/2/2009	Pesticide	Endosulfan sulfate	n/a	=	0.7912	µg/L	EPA 625m	0.001	0.005			
2008/09-2	ME-VR2	matrix spike dup	1/2/2009	Pesticide	Endosulfan sulfate	n/a	=	0.8529	µg/L	EPA 625m	0.001	0.005			
2008/09-2	ME-VR2	matrix spike dup, rec	1/2/2009	Pesticide	Endosulfan sulfate	n/a	=	183	%	EPA 625m	-88	-88	57	142	
2008/09-2	ME-VR2	matrix spike, rec	1/2/2009	Pesticide	Endosulfan sulfate	n/a	=	174	%	EPA 625m	-88	-88	57	142	
2008/09-2	ME-VR2	matrix spike, RPD	1/2/2009	Pesticide	Endosulfan sulfate	n/a	=	5	%	EPA 625m	-88	-88	0	30	
2008/09-2	Lab	LCS	1/2/2009	Pesticide	Endosulfan-I	n/a	=	0.3087	µg/L	EPA 625m	0.001	0.005			
2008/09-2	Lab	LCS dup	1/2/2009	Pesticide	Endosulfan-I	n/a	=	0.3132	µg/L	EPA 625m	0.001	0.005			
2008/09-2	Lab	LCS dup, rec	1/2/2009	Pesticide	Endosulfan-I	n/a	=	108	%	EPA 625m	-88	-88	59	145	
2008/09-2	Lab	LCS, rec	1/2/2009	Pesticide	Endosulfan-I	n/a	=	107	%	EPA 625m	-88	-88	59	145	
2008/09-2	Lab	LCS, RPD	1/2/2009	Pesticide	Endosulfan-I	n/a	=	1	%	EPA 625m	-88	-88	0	30	
2008/09-2	Lab	method blank	1/2/2009	Pesticide	Endosulfan-I	n/a	<	0.001	µg/L	EPA 625m	0.001	0.005			
2008/09-2	ME-CC	field blank	1/2/2009	Pesticide	Endosulfan-I	n/a	<	0.001	µg/L	EPA 625m	0.001	0.005			
2008/09-2	ME-VR2	field duplicate	1/2/2009	Pesticide	Endosulfan-I	n/a	<	0.001	µg/L	EPA 625m	0.001	0.005			
2008/09-2	ME-VR2	lab duplicate	1/2/2009	Pesticide	Endosulfan-I	n/a	<	0.001	µg/L	EPA 625m	0.001	0.005	0	30	
2008/09-2	ME-VR2	matrix spike	1/2/2009	Pesticide	Endosulfan-I	n/a	=	0.4825	µg/L	EPA 625m	0.001	0.005			
2008/09-2	ME-VR2	matrix spike dup	1/2/2009	Pesticide	Endosulfan-I	n/a	=	0.5286	µg/L	EPA 625m	0.001	0.005			
2008/09-2	ME-VR2	matrix spike dup, rec	1/2/2009	Pesticide	Endosulfan-I	n/a	=	114	%	EPA 625m	-88	-88	59	145	
2008/09-2	ME-VR2	matrix spike, rec	1/2/2009	Pesticide	Endosulfan-I	n/a	=	106	%	EPA 625m	-88	-88	59	145	
2008/09-2	ME-VR2	matrix spike, RPD	1/2/2009	Pesticide	Endosulfan-I	n/a	=	7	%	EPA 625m	-88	-88	0	30	
2008/09-2	Lab	LCS	1/2/2009	Pesticide	Endosulfan-II	n/a	=	0.3252	µg/L	EPA 625m	0.001	0.005			
2008/09-2	Lab	LCS dup	1/2/2009	Pesticide	Endosulfan-II	n/a	=	0.3045	µg/L	EPA 625m	0.001	0.005			
2008/09-2	Lab	LCS dup, rec	1/2/2009	Pesticide	Endosulfan-II	n/a	=	105	%	EPA 625m	-88	-88	60	133	
2008/09-2	Lab	LCS, rec	1/2/2009	Pesticide	Endosulfan-II	n/a	=	112	%	EPA 625m	-88	-88	60	133	
2008/09-2	Lab	LCS, RPD	1/2/2009	Pesticide	Endosulfan-II	n/a	=	6	%	EPA 625m	-88	-88	0	30	
2008/09-2	Lab	method blank	1/2/2009	Pesticide	Endosulfan-II	n/a	<	0.001	µg/L	EPA 625m	0.001	0.005			
2008/09-2	ME-CC	field blank	1/2/2009	Pesticide	Endosulfan-II	n/a	<	0.001	µg/L	EPA 625m	0.001	0.005			
2008/09-2	ME-VR2	field duplicate	1/2/2009	Pesticide	Endosulfan-II	n/a	<	0.001	µg/L	EPA 625m	0.001	0.005			
2008/09-2	ME-VR2	lab duplicate	1/2/2009	Pesticide	Endosulfan-II	n/a	<	0.001	µg/L	EPA 625m	0.001	0.005	0	30	
2008/09-2	ME-VR2	matrix spike	1/2/2009	Pesticide	Endosulfan-II	n/a	=	0.619	µg/L	EPA 625m	0.001	0.005			
2008/09-2	ME-VR2	matrix spike dup	1/2/2009	Pesticide	Endosulfan-II	n/a	=	0.5142	µg/L	EPA 625m	0.001	0.005			
2008/09-2	ME-VR2	matrix spike dup, rec	1/2/2009	Pesticide	Endosulfan-II	n/a	=	111	%	EPA 625m	-88	-88	60	133	
2008/09-2	ME-VR2	matrix spike, rec	1/2/2009	Pesticide	Endosulfan-II	n/a	=	136	%	EPA 625m	-88	-88	60	133	
2008/09-2	ME-VR2	matrix spike, RPD	1/2/2009	Pesticide	Endosulfan-II	n/a	=	20	%	EPA 625m	-88	-88	0	30	
2008/09-2	Lab	LCS	1/2/2009	Pesticide	Endrin	n/a	=	0.3256	µg/L	EPA 625m	0.001	0.005			
2008/09-2	Lab	LCS dup	1/2/2009	Pesticide	Endrin	n/a	=	0.3037	µg/L	EPA 625m	0.001	0.005			
2008/09-2	Lab	LCS dup, rec	1/2/2009	Pesticide	Endrin	n/a	=	105	%	EPA 625m	-88	-88	56	145	
2008/09-2	Lab	LCS, rec	1/2/2009	Pesticide	Endrin	n/a	=	112	%	EPA 625m	-88	-88	56	145	
2008/09-2	Lab	LCS, RPD	1/2/2009	Pesticide	Endrin	n/a	=	6	%	EPA 625m	-88	-88	0	30	
2008/09-2	Lab	method blank	1/2/2009	Pesticide	Endrin	n/a	<	0.001	µg/L	EPA 625m	0.001	0.005			
2008/09-2	ME-CC	field blank	1/2/2009	Pesticide	Endrin	n/a	<	0.001	µg/L	EPA 625m	0.001	0.005			
2008/09-2	ME-VR2	field duplicate	1/2/2009	Pesticide	Endrin	n/a	<	0.001	µg/L	EPA 625m	0.001	0.005			
2008/09-2	ME-VR2	lab duplicate	1/2/2009	Pesticide	Endrin	n/a	<	0.001	µg/L	EPA 625m	0.001	0.005	0	30	
2008/09-2	ME-VR2	matrix spike	1/2/2009	Pesticide	Endrin	n/a	=	0.689	µg/L	EPA 625m	0.001	0.005			
2008/09-2	ME-VR2	matrix spike dup	1/2/2009	Pesticide	Endrin	n/a	=	0.6256	µg/L	EPA 625m	0.001	0.005			
2008/09-2	ME-VR2	matrix spike dup, rec	1/2/2009	Pesticide	Endrin	n/a	=	134	%	EPA 625m	-88	-88	56	145	
2008/09-2	ME-VR2	matrix spike, rec	1/2/2009	Pesticide	Endrin	n/a	=	152	%	EPA 625m	-88	-88	56	145	
2008/09-2	ME-VR2	matrix spike, RPD	1/2/2009	Pesticide	Endrin	n/a	=	13	%	EPA 625m	-88	-88	0	30	
2008/09-2	Lab	LCS	1/2/2009	Pesticide	Endrin aldehyde	n/a	=	0.3806	µg/L	EPA 625m	0.001	0.005			
2008/09-2	Lab	LCS dup	1/2/2009	Pesticide	Endrin aldehyde	n/a	=	0.3196	µg/L	EPA 625m	0.001	0.005			
2008/09-2	Lab	LCS dup, rec	1/2/2009	Pesticide	Endrin aldehyde	n/a	=	110	%	EPA 625m	-88	-88	33	138	
2008/09-2	Lab	LCS, rec	1/2/2009	Pesticide	Endrin aldehyde	n/a	=	131	%	EPA 625m	-88	-88	33	138	
2008/09-2	Lab	LCS, RPD	1/2/2009	Pesticide	Endrin aldehyde	n/a	=	17	%	EPA 625m	-88	-88	0	30	
2008/09-2	Lab	method blank	1/2/2009	Pesticide	Endrin aldehyde	n/a	<	0.001	µg/L	EPA 625m	0.001	0.005			
2008/09-2	ME-CC	field blank	1/2/2009	Pesticide	Endrin aldehyde	n/a	<	0.001	µg/L	EPA 625m	0.001	0.005			
2008/09-2	ME-VR2	field duplicate	1/2/2009	Pesticide	Endrin aldehyde	n/a	<	0.001	µg/L	EPA 625m	0.001	0.005			
2008/09-2	ME-VR2	lab duplicate	1/2/2009	Pesticide	Endrin aldehyde	n/a	<	0.001	µg/L	EPA 625m	0.001	0.005	0	30	

Appendix G
2008/09 QA/QC Analysis Results

Event ID	Site ID	QA/QC Sample Type	Analysis Date	Classification	Constituent	Fraction	Sign	Result	Units	Method	MDL	RL	QA LCL	QA UCL	DQO Comp.
2008/09-2	ME-VR2	matrix spike	1/2/2009	Pesticide	Endrin aldehyde	n/a	=	0.9546	µg/L	EPA 625m	0.001	0.005			
2008/09-2	ME-VR2	matrix spike dup	1/2/2009	Pesticide	Endrin aldehyde	n/a	=	0.9444	µg/L	EPA 625m	0.001	0.005			
2008/09-2	ME-VR2	matrix spike dup, rec	1/2/2009	Pesticide	Endrin aldehyde	n/a	=	203	%	EPA 625m	-88	-88	33	138	
2008/09-2	ME-VR2	matrix spike, rec	1/2/2009	Pesticide	Endrin aldehyde	n/a	=	210	%	EPA 625m	-88	-88	33	138	
2008/09-2	ME-VR2	matrix spike, RPD	1/2/2009	Pesticide	Endrin aldehyde	n/a	=	3	%	EPA 625m	-88	-88	0	30	
2008/09-2	Lab	LCS	1/2/2009	Pesticide	Endrin ketone	n/a	=	0.2825	µg/L	EPA 625m	0.001	0.005			
2008/09-2	Lab	LCS dup	1/2/2009	Pesticide	Endrin ketone	n/a	=	0.3061	µg/L	EPA 625m	0.001	0.005			
2008/09-2	Lab	LCS dup, rec	1/2/2009	Pesticide	Endrin ketone	n/a	=	106	%	EPA 625m	-88	-88	54	143	
2008/09-2	Lab	LCS, rec	1/2/2009	Pesticide	Endrin ketone	n/a	=	98	%	EPA 625m	-88	-88	54	143	
2008/09-2	Lab	LCS, RPD	1/2/2009	Pesticide	Endrin ketone	n/a	=	8	%	EPA 625m	-88	-88	0	30	
2008/09-2	Lab	method blank	1/2/2009	Pesticide	Endrin ketone	n/a	<	0.001	µg/L	EPA 625m	0.001	0.005			
2008/09-2	ME-CC	field blank	1/2/2009	Pesticide	Endrin ketone	n/a	<	0.001	µg/L	EPA 625m	0.001	0.005			
2008/09-2	ME-VR2	field duplicate	1/2/2009	Pesticide	Endrin ketone	n/a	<	0.001	µg/L	EPA 625m	0.001	0.005			
2008/09-2	ME-VR2	lab duplicate	1/2/2009	Pesticide	Endrin ketone	n/a	<	0.001	µg/L	EPA 625m	0.001	0.005	0	30	
2008/09-2	ME-VR2	matrix spike	1/2/2009	Pesticide	Endrin ketone	n/a	=	0.4971	µg/L	EPA 625m	0.001	0.005			
2008/09-2	ME-VR2	matrix spike dup	1/2/2009	Pesticide	Endrin ketone	n/a	=	0.5489	µg/L	EPA 625m	0.001	0.005			
2008/09-2	ME-VR2	matrix spike dup, rec	1/2/2009	Pesticide	Endrin ketone	n/a	=	118	%	EPA 625m	-88	-88	54	143	
2008/09-2	ME-VR2	matrix spike, rec	1/2/2009	Pesticide	Endrin ketone	n/a	=	109	%	EPA 625m	-88	-88	54	143	
2008/09-2	ME-VR2	matrix spike, RPD	1/2/2009	Pesticide	Endrin ketone	n/a	=	8	%	EPA 625m	-88	-88	0	30	
2008/09-2	Lab	LCS	1/2/2009	Pesticide	Ethoprop	n/a	=	0.2523	µg/L	EPA 625m	0.001	0.002			
2008/09-2	Lab	LCS dup	1/2/2009	Pesticide	Ethoprop	n/a	=	0.2268	µg/L	EPA 625m	0.001	0.002			
2008/09-2	Lab	LCS dup, rec	1/2/2009	Pesticide	Ethoprop	n/a	=	78	%	EPA 625m	-88	-88	55	141	
2008/09-2	Lab	LCS, rec	1/2/2009	Pesticide	Ethoprop	n/a	=	87	%	EPA 625m	-88	-88	55	141	
2008/09-2	Lab	LCS, RPD	1/2/2009	Pesticide	Ethoprop	n/a	=	11	%	EPA 625m	-88	-88	0	30	
2008/09-2	Lab	method blank	1/2/2009	Pesticide	Ethoprop	n/a	<	0.001	µg/L	EPA 625m	0.001	0.002			
2008/09-2	ME-CC	field blank	1/2/2009	Pesticide	Ethoprop	n/a	<	0.001	µg/L	EPA 625m	0.001	0.002			
2008/09-2	ME-VR2	field duplicate	1/2/2009	Pesticide	Ethoprop	n/a	<	0.001	µg/L	EPA 625m	0.001	0.002			
2008/09-2	ME-VR2	lab duplicate	1/2/2009	Pesticide	Ethoprop	n/a	<	0.001	µg/L	EPA 625m	0.001	0.002	0	30	
2008/09-2	ME-VR2	matrix spike	1/2/2009	Pesticide	Ethoprop	n/a	=	0.6717	µg/L	EPA 625m	0.001	0.002			
2008/09-2	ME-VR2	matrix spike dup	1/2/2009	Pesticide	Ethoprop	n/a	=	0.5957	µg/L	EPA 625m	0.001	0.002			
2008/09-2	ME-VR2	matrix spike dup, rec	1/2/2009	Pesticide	Ethoprop	n/a	=	128	%	EPA 625m	-88	-88	55	141	
2008/09-2	ME-VR2	matrix spike, rec	1/2/2009	Pesticide	Ethoprop	n/a	=	148	%	EPA 625m	-88	-88	55	141	
2008/09-2	ME-VR2	matrix spike, RPD	1/2/2009	Pesticide	Ethoprop	n/a	=	14	%	EPA 625m	-88	-88	0	30	
2008/09-2	Lab	LCS	1/2/2009	Pesticide	Fenchlorophos (Ronnel)	n/a	=	0.2854	µg/L	EPA 625m	0.002	0.004			
2008/09-2	Lab	LCS dup	1/2/2009	Pesticide	Fenchlorophos (Ronnel)	n/a	=	0.2592	µg/L	EPA 625m	0.002	0.004			
2008/09-2	Lab	LCS dup, rec	1/2/2009	Pesticide	Fenchlorophos (Ronnel)	n/a	=	90	%	EPA 625m	-88	-88	59	135	
2008/09-2	Lab	LCS, rec	1/2/2009	Pesticide	Fenchlorophos (Ronnel)	n/a	=	99	%	EPA 625m	-88	-88	59	135	
2008/09-2	Lab	LCS, RPD	1/2/2009	Pesticide	Fenchlorophos (Ronnel)	n/a	=	10	%	EPA 625m	-88	-88	0	30	
2008/09-2	Lab	method blank	1/2/2009	Pesticide	Fenchlorophos (Ronnel)	n/a	<	0.002	µg/L	EPA 625m	0.002	0.004			
2008/09-2	ME-CC	field blank	1/2/2009	Pesticide	Fenchlorophos (Ronnel)	n/a	<	0.002	µg/L	EPA 625m	0.002	0.004			
2008/09-2	ME-VR2	field duplicate	1/2/2009	Pesticide	Fenchlorophos (Ronnel)	n/a	<	0.002	µg/L	EPA 625m	0.002	0.004			
2008/09-2	ME-VR2	lab duplicate	1/2/2009	Pesticide	Fenchlorophos (Ronnel)	n/a	<	0.002	µg/L	EPA 625m	0.002	0.004	0	30	
2008/09-2	ME-VR2	matrix spike	1/2/2009	Pesticide	Fenchlorophos (Ronnel)	n/a	=	0.7973	µg/L	EPA 625m	0.002	0.004			
2008/09-2	ME-VR2	matrix spike dup	1/2/2009	Pesticide	Fenchlorophos (Ronnel)	n/a	=	0.7289	µg/L	EPA 625m	0.002	0.004			
2008/09-2	ME-VR2	matrix spike dup, rec	1/2/2009	Pesticide	Fenchlorophos (Ronnel)	n/a	=	157	%	EPA 625m	-88	-88	59	135	
2008/09-2	ME-VR2	matrix spike, rec	1/2/2009	Pesticide	Fenchlorophos (Ronnel)	n/a	=	175	%	EPA 625m	-88	-88	59	135	
2008/09-2	ME-VR2	matrix spike, RPD	1/2/2009	Pesticide	Fenchlorophos (Ronnel)	n/a	=	11	%	EPA 625m	-88	-88	0	30	
2008/09-2	Lab	LCS	1/2/2009	Pesticide	Fensulfothion	n/a	=	0.3274	µg/L	EPA 625m	0.001	0.002			
2008/09-2	Lab	LCS dup	1/2/2009	Pesticide	Fensulfothion	n/a	=	0.3227	µg/L	EPA 625m	0.001	0.002			
2008/09-2	Lab	LCS dup, rec	1/2/2009	Pesticide	Fensulfothion	n/a	=	111	%	EPA 625m	-88	-88	54	150	
2008/09-2	Lab	LCS, rec	1/2/2009	Pesticide	Fensulfothion	n/a	=	113	%	EPA 625m	-88	-88	54	150	
2008/09-2	Lab	LCS, RPD	1/2/2009	Pesticide	Fensulfothion	n/a	=	2	%	EPA 625m	-88	-88	0	30	
2008/09-2	Lab	method blank	1/2/2009	Pesticide	Fensulfothion	n/a	<	0.001	µg/L	EPA 625m	0.001	0.002			
2008/09-2	ME-CC	field blank	1/2/2009	Pesticide	Fensulfothion	n/a	<	0.001	µg/L	EPA 625m	0.001	0.002			
2008/09-2	ME-VR2	field duplicate	1/2/2009	Pesticide	Fensulfothion	n/a	<	0.001	µg/L	EPA 625m	0.001	0.002			
2008/09-2	ME-VR2	lab duplicate	1/2/2009	Pesticide	Fensulfothion	n/a	<	0.001	µg/L	EPA 625m	0.001	0.002	0	30	

Appendix G
2008/09 QA/QC Analysis Results

Event ID	Site ID	QA/QC Sample Type	Analysis Date	Classification	Constituent	Fraction	Sign	Result	Units	Method	MDL	RL	QA LCL	QA UCL	DQO Comp.
2008/09-2	ME-VR2	matrix spike	1/2/2009	Pesticide	Fensulfothion	n/a	=	2.4906	µg/L	EPA 625m	0.001	0.002			
2008/09-2	ME-VR2	matrix spike dup	1/2/2009	Pesticide	Fensulfothion	n/a	=	2.6341	µg/L	EPA 625m	0.001	0.002			
2008/09-2	ME-VR2	matrix spike dup, rec	1/2/2009	Pesticide	Fensulfothion	n/a	=	566	%	EPA 625m	-88	-88	54	150	
2008/09-2	ME-VR2	matrix spike, rec	1/2/2009	Pesticide	Fensulfothion	n/a	=	548	%	EPA 625m	-88	-88	54	150	
2008/09-2	ME-VR2	matrix spike, RPD	1/2/2009	Pesticide	Fensulfothion	n/a	=	3	%	EPA 625m	-88	-88	0	30	
2008/09-2	Lab	LCS	1/2/2009	Pesticide	Fenthion	n/a	=	0.2921	µg/L	EPA 625m	0.002	0.004			
2008/09-2	Lab	LCS dup	1/2/2009	Pesticide	Fenthion	n/a	=	0.266	µg/L	EPA 625m	0.002	0.004			
2008/09-2	Lab	LCS dup, rec	1/2/2009	Pesticide	Fenthion	n/a	=	92	%	EPA 625m	-88	-88	52	128	
2008/09-2	Lab	LCS, rec	1/2/2009	Pesticide	Fenthion	n/a	=	101	%	EPA 625m	-88	-88	52	128	
2008/09-2	Lab	LCS, RPD	1/2/2009	Pesticide	Fenthion	n/a	=	9	%	EPA 625m	-88	-88	0	30	
2008/09-2	Lab	method blank	1/2/2009	Pesticide	Fenthion	n/a	<	0.002	µg/L	EPA 625m	0.002	0.004			
2008/09-2	ME-CC	field blank	1/2/2009	Pesticide	Fenthion	n/a	<	0.002	µg/L	EPA 625m	0.002	0.004			
2008/09-2	ME-VR2	field duplicate	1/2/2009	Pesticide	Fenthion	n/a	<	0.002	µg/L	EPA 625m	0.002	0.004			
2008/09-2	ME-VR2	lab duplicate	1/2/2009	Pesticide	Fenthion	n/a	<	0.002	µg/L	EPA 625m	0.002	0.004	0	30	
2008/09-2	ME-VR2	matrix spike	1/2/2009	Pesticide	Fenthion	n/a	=	0.8321	µg/L	EPA 625m	0.002	0.004			
2008/09-2	ME-VR2	matrix spike dup	1/2/2009	Pesticide	Fenthion	n/a	=	0.8307	µg/L	EPA 625m	0.002	0.004			
2008/09-2	ME-VR2	matrix spike dup, rec	1/2/2009	Pesticide	Fenthion	n/a	=	179	%	EPA 625m	-88	-88	52	128	
2008/09-2	ME-VR2	matrix spike, rec	1/2/2009	Pesticide	Fenthion	n/a	=	183	%	EPA 625m	-88	-88	52	128	
2008/09-2	ME-VR2	matrix spike, RPD	1/2/2009	Pesticide	Fenthion	n/a	=	2	%	EPA 625m	-88	-88	0	30	
2008/09-2	Lab	LCS	12/26/2008	Pesticide	Glyphosate	n/a	=	50.5	µg/L	EPA 547	1.8	5			
2008/09-2	Lab	LCS, rec	12/26/2008	Pesticide	Glyphosate	n/a	=	101	%	EPA 547	-88	-88	71	137	
2008/09-2	Lab	method blank	12/26/2008	Pesticide	Glyphosate	n/a	<	1.8	µg/L	EPA 547	1.8	5			
2008/09-2	ME-VR2	matrix spike	12/26/2008	Pesticide	Glyphosate	n/a	=	308	µg/L	EPA 547	1.8	5			
2008/09-2	ME-VR2	matrix spike dup	12/26/2008	Pesticide	Glyphosate	n/a	=	344	µg/L	EPA 547	1.8	5			
2008/09-2	ME-VR2	matrix spike dup, rec	12/26/2008	Pesticide	Glyphosate	n/a	=	138	%	EPA 547	-88	-88	68	134	
2008/09-2	ME-VR2	matrix spike, rec	12/26/2008	Pesticide	Glyphosate	n/a	=	123	%	EPA 547	-88	-88	68	134	
2008/09-2	ME-VR2	matrix spike, RPD	12/26/2008	Pesticide	Glyphosate	n/a	=	11	%	EPA 547	-88	-88	0	30	
2008/09-2	Lab	LCS	1/2/2009	Pesticide	Heptachlor	n/a	=	0.3371	µg/L	EPA 625m	0.001	0.005			
2008/09-2	Lab	LCS dup	1/2/2009	Pesticide	Heptachlor	n/a	=	0.3233	µg/L	EPA 625m	0.001	0.005			
2008/09-2	Lab	LCS dup, rec	1/2/2009	Pesticide	Heptachlor	n/a	=	112	%	EPA 625m	-88	-88	60	146	
2008/09-2	Lab	LCS, rec	1/2/2009	Pesticide	Heptachlor	n/a	=	116	%	EPA 625m	-88	-88	60	146	
2008/09-2	Lab	LCS, RPD	1/2/2009	Pesticide	Heptachlor	n/a	=	4	%	EPA 625m	-88	-88	0	30	
2008/09-2	Lab	method blank	1/2/2009	Pesticide	Heptachlor	n/a	<	0.001	µg/L	EPA 625m	0.001	0.005			
2008/09-2	ME-CC	field blank	1/2/2009	Pesticide	Heptachlor	n/a	<	0.001	µg/L	EPA 625m	0.001	0.005			
2008/09-2	ME-VR2	field duplicate	1/2/2009	Pesticide	Heptachlor	n/a	<	0.001	µg/L	EPA 625m	0.001	0.005			
2008/09-2	ME-VR2	lab duplicate	1/2/2009	Pesticide	Heptachlor	n/a	<	0.001	µg/L	EPA 625m	0.001	0.005	0	30	
2008/09-2	ME-VR2	matrix spike	1/2/2009	Pesticide	Heptachlor	n/a	=	0.6774	µg/L	EPA 625m	0.001	0.005			
2008/09-2	ME-VR2	matrix spike dup	1/2/2009	Pesticide	Heptachlor	n/a	=	0.6774	µg/L	EPA 625m	0.001	0.005			
2008/09-2	ME-VR2	matrix spike dup, rec	1/2/2009	Pesticide	Heptachlor	n/a	=	146	%	EPA 625m	-88	-88	60	146	
2008/09-2	ME-VR2	matrix spike, rec	1/2/2009	Pesticide	Heptachlor	n/a	=	149	%	EPA 625m	-88	-88	60	146	
2008/09-2	ME-VR2	matrix spike, RPD	1/2/2009	Pesticide	Heptachlor	n/a	=	2	%	EPA 625m	-88	-88	0	30	
2008/09-2	Lab	LCS	1/2/2009	Pesticide	Heptachlor epoxide	n/a	=	0.3254	µg/L	EPA 625m	0.001	0.005			
2008/09-2	Lab	LCS dup	1/2/2009	Pesticide	Heptachlor epoxide	n/a	=	0.3083	µg/L	EPA 625m	0.001	0.005			
2008/09-2	Lab	LCS dup, rec	1/2/2009	Pesticide	Heptachlor epoxide	n/a	=	106	%	EPA 625m	-88	-88	64	140	
2008/09-2	Lab	LCS, rec	1/2/2009	Pesticide	Heptachlor epoxide	n/a	=	112	%	EPA 625m	-88	-88	64	140	
2008/09-2	Lab	LCS, RPD	1/2/2009	Pesticide	Heptachlor epoxide	n/a	=	6	%	EPA 625m	-88	-88	0	30	
2008/09-2	Lab	method blank	1/2/2009	Pesticide	Heptachlor epoxide	n/a	<	0.001	µg/L	EPA 625m	0.001	0.005			
2008/09-2	ME-CC	field blank	1/2/2009	Pesticide	Heptachlor epoxide	n/a	<	0.001	µg/L	EPA 625m	0.001	0.005			
2008/09-2	ME-VR2	field duplicate	1/2/2009	Pesticide	Heptachlor epoxide	n/a	<	0.001	µg/L	EPA 625m	0.001	0.005			
2008/09-2	ME-VR2	lab duplicate	1/2/2009	Pesticide	Heptachlor epoxide	n/a	<	0.001	µg/L	EPA 625m	0.001	0.005	0	30	
2008/09-2	ME-VR2	matrix spike	1/2/2009	Pesticide	Heptachlor epoxide	n/a	=	0.5994	µg/L	EPA 625m	0.001	0.005			
2008/09-2	ME-VR2	matrix spike dup	1/2/2009	Pesticide	Heptachlor epoxide	n/a	=	0.6071	µg/L	EPA 625m	0.001	0.005			
2008/09-2	ME-VR2	matrix spike dup, rec	1/2/2009	Pesticide	Heptachlor epoxide	n/a	=	131	%	EPA 625m	-88	-88	64	140	
2008/09-2	ME-VR2	matrix spike, rec	1/2/2009	Pesticide	Heptachlor epoxide	n/a	=	132	%	EPA 625m	-88	-88	64	140	
2008/09-2	ME-VR2	matrix spike, RPD	1/2/2009	Pesticide	Heptachlor epoxide	n/a	=	1	%	EPA 625m	-88	-88	0	30	
2008/09-2	Lab	LCS	1/2/2009	Pesticide	Malathion	n/a	=	0.2994	µg/L	EPA 625m	0.003	0.006			

Appendix G
2008/09 QA/QC Analysis Results

Event ID	Site ID	QA/QC Sample Type	Analysis Date	Classification	Constituent	Fraction	Sign	Result	Units	Method	MDL	RL	QA LCL	QA UCL	DQO Comp.
2008/09-2	Lab	LCS dup	1/2/2009	Pesticide	Malathion	n/a	=	0.27	µg/L	EPA 625m	0.003	0.006			
2008/09-2	Lab	LCS dup, rec	1/2/2009	Pesticide	Malathion	n/a	=	93	%	EPA 625m	-88	-88	64	142	
2008/09-2	Lab	LCS, rec	1/2/2009	Pesticide	Malathion	n/a	=	103	%	EPA 625m	-88	-88	64	142	
2008/09-2	Lab	LCS, RPD	1/2/2009	Pesticide	Malathion	n/a	=	10	%	EPA 625m	-88	-88	0	30	
2008/09-2	Lab	method blank	1/2/2009	Pesticide	Malathion	n/a	<	0.003	µg/L	EPA 625m	0.003	0.006			
2008/09-2	ME-CC	field blank	1/2/2009	Pesticide	Malathion	n/a	=	0.1042	µg/L	EPA 625m	0.003	0.006			
2008/09-2	ME-VR2	field duplicate	1/2/2009	Pesticide	Malathion	n/a	<	0.003	µg/L	EPA 625m	0.003	0.006			
2008/09-2	ME-VR2	lab duplicate	1/2/2009	Pesticide	Malathion	n/a	<	0.003	µg/L	EPA 625m	0.003	0.006	0	30	
2008/09-2	ME-VR2	matrix spike	1/2/2009	Pesticide	Malathion	n/a	=	1.092	µg/L	EPA 625m	0.003	0.006			
2008/09-2	ME-VR2	matrix spike dup	1/2/2009	Pesticide	Malathion	n/a	=	1.1142	µg/L	EPA 625m	0.003	0.006			
2008/09-2	ME-VR2	matrix spike dup, rec	1/2/2009	Pesticide	Malathion	n/a	=	240	%	EPA 625m	-88	-88	64	142	
2008/09-2	ME-VR2	matrix spike, rec	1/2/2009	Pesticide	Malathion	n/a	=	240	%	EPA 625m	-88	-88	64	142	
2008/09-2	ME-VR2	matrix spike, RPD	1/2/2009	Pesticide	Malathion	n/a	=	0	%	EPA 625m	-88	-88	0	30	
2008/09-2	Lab	method blank	12/23/2008	Pesticide	MCPA	n/a	<	500	µg/L	EPA 8151A	500	500			
2008/09-2	ME-VR2	field duplicate	12/23/2008	Pesticide	MCPA	n/a	<	500	µg/L	EPA 8151A	500	500			
2008/09-2	Lab	method blank	12/23/2008	Pesticide	MCPP	n/a	<	500	µg/L	EPA 8151A	500	500			
2008/09-2	ME-VR2	field duplicate	12/23/2008	Pesticide	MCPP	n/a	<	500	µg/L	EPA 8151A	500	500			
2008/09-2	Lab	LCS	1/2/2009	Pesticide	Merphos	n/a	=	0.3138	µg/L	EPA 625m	0.001	0.002			
2008/09-2	Lab	LCS dup	1/2/2009	Pesticide	Merphos	n/a	=	0.3061	µg/L	EPA 625m	0.001	0.002			
2008/09-2	Lab	LCS dup, rec	1/2/2009	Pesticide	Merphos	n/a	=	106	%	EPA 625m	-88	-88	45	135	
2008/09-2	Lab	LCS, rec	1/2/2009	Pesticide	Merphos	n/a	=	108	%	EPA 625m	-88	-88	45	135	
2008/09-2	Lab	LCS, RPD	1/2/2009	Pesticide	Merphos	n/a	=	2	%	EPA 625m	-88	-88	0	30	
2008/09-2	Lab	method blank	1/2/2009	Pesticide	Merphos	n/a	<	0.001	µg/L	EPA 625m	0.001	0.002			
2008/09-2	ME-CC	field blank	1/2/2009	Pesticide	Merphos	n/a	<	0.001	µg/L	EPA 625m	0.001	0.002			
2008/09-2	ME-VR2	field duplicate	1/2/2009	Pesticide	Merphos	n/a	<	0.001	µg/L	EPA 625m	0.001	0.002			
2008/09-2	ME-VR2	lab duplicate	1/2/2009	Pesticide	Merphos	n/a	<	0.001	µg/L	EPA 625m	0.001	0.002	0	30	
2008/09-2	ME-VR2	matrix spike	1/2/2009	Pesticide	Merphos	n/a	=	1.2859	µg/L	EPA 625m	0.001	0.002			
2008/09-2	ME-VR2	matrix spike dup	1/2/2009	Pesticide	Merphos	n/a	=	1.3562	µg/L	EPA 625m	0.001	0.002			
2008/09-2	ME-VR2	matrix spike dup, rec	1/2/2009	Pesticide	Merphos	n/a	=	292	%	EPA 625m	-88	-88	45	135	
2008/09-2	ME-VR2	matrix spike, rec	1/2/2009	Pesticide	Merphos	n/a	=	283	%	EPA 625m	-88	-88	45	135	
2008/09-2	ME-VR2	matrix spike, RPD	1/2/2009	Pesticide	Merphos	n/a	=	3	%	EPA 625m	-88	-88	0	30	
2008/09-2	Lab	LCS	1/2/2009	Pesticide	Methamidophos	n/a	=	0.2412	µg/L	EPA 625m	0.05	0.1			
2008/09-2	Lab	LCS dup	1/2/2009	Pesticide	Methamidophos	n/a	=	0.2386	µg/L	EPA 625m	0.05	0.1			
2008/09-2	Lab	LCS dup, rec	1/2/2009	Pesticide	Methamidophos	n/a	=	82	%	EPA 625m	-88	-88	0	211	
2008/09-2	Lab	LCS, rec	1/2/2009	Pesticide	Methamidophos	n/a	=	83	%	EPA 625m	-88	-88	0	211	
2008/09-2	Lab	LCS, RPD	1/2/2009	Pesticide	Methamidophos	n/a	=	1	%	EPA 625m	-88	-88	0	30	
2008/09-2	Lab	method blank	1/2/2009	Pesticide	Methamidophos	n/a	<	0.05	µg/L	EPA 625m	0.05	0.1			
2008/09-2	ME-CC	field blank	1/2/2009	Pesticide	Methamidophos	n/a	<	0.05	µg/L	EPA 625m	0.05	0.1			
2008/09-2	ME-VR2	field duplicate	1/2/2009	Pesticide	Methamidophos	n/a	<	0.05	µg/L	EPA 625m	0.05	0.1			
2008/09-2	ME-VR2	lab duplicate	1/2/2009	Pesticide	Methamidophos	n/a	<	0.05	µg/L	EPA 625m	0.05	0.1	0	30	
2008/09-2	ME-VR2	matrix spike	1/2/2009	Pesticide	Methamidophos	n/a	=	0.3519	µg/L	EPA 625m	0.05	0.1			
2008/09-2	ME-VR2	matrix spike dup	1/2/2009	Pesticide	Methamidophos	n/a	=	0.3702	µg/L	EPA 625m	0.05	0.1			
2008/09-2	ME-VR2	matrix spike dup, rec	1/2/2009	Pesticide	Methamidophos	n/a	=	80	%	EPA 625m	-88	-88	0	211	
2008/09-2	ME-VR2	matrix spike, rec	1/2/2009	Pesticide	Methamidophos	n/a	=	77	%	EPA 625m	-88	-88	0	211	
2008/09-2	ME-VR2	matrix spike, RPD	1/2/2009	Pesticide	Methamidophos	n/a	=	4	%	EPA 625m	-88	-88	0	30	
2008/09-2	Lab	LCS	1/2/2009	Pesticide	Methoxychlor	n/a	=	0.3762	µg/L	EPA 625m	0.001	0.005			
2008/09-2	Lab	LCS dup	1/2/2009	Pesticide	Methoxychlor	n/a	=	0.3635	µg/L	EPA 625m	0.001	0.005			
2008/09-2	Lab	LCS dup, rec	1/2/2009	Pesticide	Methoxychlor	n/a	=	126	%	EPA 625m	-88	-88	34	143	
2008/09-2	Lab	LCS, rec	1/2/2009	Pesticide	Methoxychlor	n/a	=	130	%	EPA 625m	-88	-88	34	143	
2008/09-2	Lab	LCS, RPD	1/2/2009	Pesticide	Methoxychlor	n/a	=	3	%	EPA 625m	-88	-88	0	30	
2008/09-2	Lab	method blank	1/2/2009	Pesticide	Methoxychlor	n/a	<	0.001	µg/L	EPA 625m	0.001	0.005			
2008/09-2	ME-CC	field blank	1/2/2009	Pesticide	Methoxychlor	n/a	<	0.001	µg/L	EPA 625m	0.001	0.005			
2008/09-2	ME-VR2	field duplicate	1/2/2009	Pesticide	Methoxychlor	n/a	<	0.001	µg/L	EPA 625m	0.001	0.005			
2008/09-2	ME-VR2	lab duplicate	1/2/2009	Pesticide	Methoxychlor	n/a	<	0.001	µg/L	EPA 625m	0.001	0.005	0	30	
2008/09-2	ME-VR2	matrix spike	1/2/2009	Pesticide	Methoxychlor	n/a	=	0.9831	µg/L	EPA 625m	0.001	0.005			
2008/09-2	ME-VR2	matrix spike dup	1/2/2009	Pesticide	Methoxychlor	n/a	=	1.0652	µg/L	EPA 625m	0.001	0.005			

Appendix G
2008/09 QA/QC Analysis Results

Event ID	Site ID	QA/QC Sample Type	Analysis Date	Classification	Constituent	Fraction	Sign	Result	Units	Method	MDL	RL	QA LCL	QA UCL	DQO Comp.
2008/09-2	ME-VR2	matrix spike dup, rec	1/2/2009	Pesticide	Methoxychlor	n/a	=	229	%	EPA 625m	-88	-88	34	143	
2008/09-2	ME-VR2	matrix spike, rec	1/2/2009	Pesticide	Methoxychlor	n/a	=	216	%	EPA 625m	-88	-88	34	143	
2008/09-2	ME-VR2	matrix spike, RPD	1/2/2009	Pesticide	Methoxychlor	n/a	=	6	%	EPA 625m	-88	-88	0	30	
2008/09-2	Lab	LCS	1/2/2009	Pesticide	Methyl parathion	n/a	=	0.302	µg/L	EPA 625m	0.001	0.002			
2008/09-2	Lab	LCS dup	1/2/2009	Pesticide	Methyl parathion	n/a	=	0.2903	µg/L	EPA 625m	0.001	0.002			
2008/09-2	Lab	LCS dup, rec	1/2/2009	Pesticide	Methyl parathion	n/a	=	100	%	EPA 625m	-88	-88	49	141	
2008/09-2	Lab	LCS, rec	1/2/2009	Pesticide	Methyl parathion	n/a	=	104	%	EPA 625m	-88	-88	49	141	
2008/09-2	Lab	LCS, RPD	1/2/2009	Pesticide	Methyl parathion	n/a	=	4	%	EPA 625m	-88	-88	0	30	
2008/09-2	Lab	method blank	1/2/2009	Pesticide	Methyl parathion	n/a	<	0.001	µg/L	EPA 625m	0.001	0.002			
2008/09-2	ME-CC	field blank	1/2/2009	Pesticide	Methyl parathion	n/a	<	0.001	µg/L	EPA 625m	0.001	0.002			
2008/09-2	ME-VR2	field duplicate	1/2/2009	Pesticide	Methyl parathion	n/a	<	0.001	µg/L	EPA 625m	0.001	0.002			
2008/09-2	ME-VR2	lab duplicate	1/2/2009	Pesticide	Methyl parathion	n/a	<	0.001	µg/L	EPA 625m	0.001	0.002	0	30	
2008/09-2	ME-VR2	matrix spike	1/2/2009	Pesticide	Methyl parathion	n/a	=	0.99	µg/L	EPA 625m	0.001	0.002			
2008/09-2	ME-VR2	matrix spike dup	1/2/2009	Pesticide	Methyl parathion	n/a	=	1.0089	µg/L	EPA 625m	0.001	0.002			
2008/09-2	ME-VR2	matrix spike dup, rec	1/2/2009	Pesticide	Methyl parathion	n/a	=	217	%	EPA 625m	-88	-88	49	141	
2008/09-2	ME-VR2	matrix spike, rec	1/2/2009	Pesticide	Methyl parathion	n/a	=	218	%	EPA 625m	-88	-88	49	141	
2008/09-2	ME-VR2	matrix spike, RPD	1/2/2009	Pesticide	Methyl parathion	n/a	=	0	%	EPA 625m	-88	-88	0	30	
2008/09-2	Lab	LCS	1/2/2009	Pesticide	Mevinphos	n/a	=	0.2682	µg/L	EPA 625m	0.008	0.016			
2008/09-2	Lab	LCS dup	1/2/2009	Pesticide	Mevinphos	n/a	=	0.2403	µg/L	EPA 625m	0.008	0.016			
2008/09-2	Lab	LCS dup, rec	1/2/2009	Pesticide	Mevinphos	n/a	=	83	%	EPA 625m	-88	-88	61	141	
2008/09-2	Lab	LCS, rec	1/2/2009	Pesticide	Mevinphos	n/a	=	93	%	EPA 625m	-88	-88	61	141	
2008/09-2	Lab	LCS, RPD	1/2/2009	Pesticide	Mevinphos	n/a	=	11	%	EPA 625m	-88	-88	0	30	
2008/09-2	Lab	method blank	1/2/2009	Pesticide	Mevinphos	n/a	<	0.008	µg/L	EPA 625m	0.008	0.016			
2008/09-2	ME-CC	field blank	1/2/2009	Pesticide	Mevinphos	n/a	<	0.008	µg/L	EPA 625m	0.008	0.016			
2008/09-2	ME-VR2	field duplicate	1/2/2009	Pesticide	Mevinphos	n/a	<	0.008	µg/L	EPA 625m	0.008	0.016			
2008/09-2	ME-VR2	lab duplicate	1/2/2009	Pesticide	Mevinphos	n/a	<	0.008	µg/L	EPA 625m	0.008	0.016	0	30	
2008/09-2	ME-VR2	matrix spike	1/2/2009	Pesticide	Mevinphos	n/a	=	0.7932	µg/L	EPA 625m	0.008	0.016			
2008/09-2	ME-VR2	matrix spike dup	1/2/2009	Pesticide	Mevinphos	n/a	=	0.7235	µg/L	EPA 625m	0.008	0.016			
2008/09-2	ME-VR2	matrix spike dup, rec	1/2/2009	Pesticide	Mevinphos	n/a	=	156	%	EPA 625m	-88	-88	61	141	
2008/09-2	ME-VR2	matrix spike, rec	1/2/2009	Pesticide	Mevinphos	n/a	=	175	%	EPA 625m	-88	-88	61	141	
2008/09-2	ME-VR2	matrix spike, RPD	1/2/2009	Pesticide	Mevinphos	n/a	=	11	%	EPA 625m	-88	-88	0	30	
2008/09-2	Lab	LCS	1/2/2009	Pesticide	Mirex	n/a	=	0.3331	µg/L	EPA 625m	0.001	0.005			
2008/09-2	Lab	LCS dup	1/2/2009	Pesticide	Mirex	n/a	=	0.3101	µg/L	EPA 625m	0.001	0.005			
2008/09-2	Lab	LCS dup, rec	1/2/2009	Pesticide	Mirex	n/a	=	107	%	EPA 625m	-88	-88	51	138	
2008/09-2	Lab	LCS, rec	1/2/2009	Pesticide	Mirex	n/a	=	115	%	EPA 625m	-88	-88	51	138	
2008/09-2	Lab	LCS, RPD	1/2/2009	Pesticide	Mirex	n/a	=	7	%	EPA 625m	-88	-88	0	30	
2008/09-2	Lab	method blank	1/2/2009	Pesticide	Mirex	n/a	<	0.001	µg/L	EPA 625m	0.001	0.005			
2008/09-2	ME-CC	field blank	1/2/2009	Pesticide	Mirex	n/a	<	0.001	µg/L	EPA 625m	0.001	0.005			
2008/09-2	ME-VR2	field duplicate	1/2/2009	Pesticide	Mirex	n/a	<	0.001	µg/L	EPA 625m	0.001	0.005			
2008/09-2	ME-VR2	lab duplicate	1/2/2009	Pesticide	Mirex	n/a	<	0.001	µg/L	EPA 625m	0.001	0.005	0	30	
2008/09-2	ME-VR2	matrix spike	1/2/2009	Pesticide	Mirex	n/a	=	0.4155	µg/L	EPA 625m	0.001	0.005			
2008/09-2	ME-VR2	matrix spike dup	1/2/2009	Pesticide	Mirex	n/a	=	0.4396	µg/L	EPA 625m	0.001	0.005			
2008/09-2	ME-VR2	matrix spike dup, rec	1/2/2009	Pesticide	Mirex	n/a	=	94	%	EPA 625m	-88	-88	51	138	
2008/09-2	ME-VR2	matrix spike, rec	1/2/2009	Pesticide	Mirex	n/a	=	91	%	EPA 625m	-88	-88	51	138	
2008/09-2	ME-VR2	matrix spike, RPD	1/2/2009	Pesticide	Mirex	n/a	=	3	%	EPA 625m	-88	-88	0	30	
2008/09-2	Lab	LCS	1/2/2009	Pesticide	Oxychlorodane	n/a	=	0.2835	µg/L	EPA 625m	0.001	0.005			
2008/09-2	Lab	LCS dup	1/2/2009	Pesticide	Oxychlorodane	n/a	=	0.2991	µg/L	EPA 625m	0.001	0.005			
2008/09-2	Lab	LCS dup, rec	1/2/2009	Pesticide	Oxychlorodane	n/a	=	103	%	EPA 625m	-88	-88	64	142	
2008/09-2	Lab	LCS, rec	1/2/2009	Pesticide	Oxychlorodane	n/a	=	98	%	EPA 625m	-88	-88	64	142	
2008/09-2	Lab	LCS, RPD	1/2/2009	Pesticide	Oxychlorodane	n/a	=	5	%	EPA 625m	-88	-88	0	30	
2008/09-2	Lab	method blank	1/2/2009	Pesticide	Oxychlorodane	n/a	<	0.001	µg/L	EPA 625m	0.001	0.005			
2008/09-2	ME-CC	field blank	1/2/2009	Pesticide	Oxychlorodane	n/a	<	0.001	µg/L	EPA 625m	0.001	0.005			
2008/09-2	ME-VR2	field duplicate	1/2/2009	Pesticide	Oxychlorodane	n/a	<	0.001	µg/L	EPA 625m	0.001	0.005			
2008/09-2	ME-VR2	lab duplicate	1/2/2009	Pesticide	Oxychlorodane	n/a	<	0.001	µg/L	EPA 625m	0.001	0.005	0	30	
2008/09-2	ME-VR2	matrix spike	1/2/2009	Pesticide	Oxychlorodane	n/a	=	0.4651	µg/L	EPA 625m	0.001	0.005			
2008/09-2	ME-VR2	matrix spike dup	1/2/2009	Pesticide	Oxychlorodane	n/a	=	0.5374	µg/L	EPA 625m	0.001	0.005			

Appendix G
2008/09 QA/QC Analysis Results

Event ID	Site ID	QA/QC Sample Type	Analysis Date	Classification	Constituent	Fraction	Sign	Result	Units	Method	MDL	RL	QA LCL	QA UCL	DQO Comp.
2008/09-2	ME-VR2	matrix spike dup, rec	1/2/2009	Pesticide	Oxychlorthane	n/a	=	116	%	EPA 625m	-88	-88	64	142	
2008/09-2	ME-VR2	matrix spike, rec	1/2/2009	Pesticide	Oxychlorthane	n/a	=	102	%	EPA 625m	-88	-88	64	142	
2008/09-2	ME-VR2	matrix spike, RPD	1/2/2009	Pesticide	Oxychlorthane	n/a	=	13	%	EPA 625m	-88	-88	0	30	
2008/09-2	Lab	LCS	1/2/2009	Pesticide	Phorate	n/a	=	0.2514	µg/L	EPA 625m	0.006	0.012			
2008/09-2	Lab	LCS dup	1/2/2009	Pesticide	Phorate	n/a	=	0.2361	µg/L	EPA 625m	0.006	0.012			
2008/09-2	Lab	LCS dup, rec	1/2/2009	Pesticide	Phorate	n/a	=	82	%	EPA 625m	-88	-88	47	119	
2008/09-2	Lab	LCS, rec	1/2/2009	Pesticide	Phorate	n/a	=	87	%	EPA 625m	-88	-88	47	119	
2008/09-2	Lab	LCS, RPD	1/2/2009	Pesticide	Phorate	n/a	=	6	%	EPA 625m	-88	-88	0	30	
2008/09-2	Lab	method blank	1/2/2009	Pesticide	Phorate	n/a	<	0.006	µg/L	EPA 625m	0.006	0.012			
2008/09-2	ME-CC	field blank	1/2/2009	Pesticide	Phorate	n/a	<	0.006	µg/L	EPA 625m	0.006	0.012			
2008/09-2	ME-VR2	field duplicate	1/2/2009	Pesticide	Phorate	n/a	<	0.006	µg/L	EPA 625m	0.006	0.012			
2008/09-2	ME-VR2	lab duplicate	1/2/2009	Pesticide	Phorate	n/a	<	0.006	µg/L	EPA 625m	0.006	0.012	0	30	
2008/09-2	ME-VR2	matrix spike	1/2/2009	Pesticide	Phorate	n/a	=	0.6683	µg/L	EPA 625m	0.006	0.012			
2008/09-2	ME-VR2	matrix spike dup	1/2/2009	Pesticide	Phorate	n/a	=	0.6139	µg/L	EPA 625m	0.006	0.012			
2008/09-2	ME-VR2	matrix spike dup, rec	1/2/2009	Pesticide	Phorate	n/a	=	132	%	EPA 625m	-88	-88	47	119	
2008/09-2	ME-VR2	matrix spike, rec	1/2/2009	Pesticide	Phorate	n/a	=	147	%	EPA 625m	-88	-88	47	119	
2008/09-2	ME-VR2	matrix spike, RPD	1/2/2009	Pesticide	Phorate	n/a	=	11	%	EPA 625m	-88	-88	0	30	
2008/09-2	Lab	LCS	1/2/2009	Pesticide	Tetrachlorovinphos (Stirofos)	n/a	=	0.3334	µg/L	EPA 625m	0.002	0.004			
2008/09-2	Lab	LCS dup	1/2/2009	Pesticide	Tetrachlorovinphos (Stirofos)	n/a	=	0.344	µg/L	EPA 625m	0.002	0.004			
2008/09-2	Lab	LCS dup, rec	1/2/2009	Pesticide	Tetrachlorovinphos (Stirofos)	n/a	=	119	%	EPA 625m	-88	-88	65	146	
2008/09-2	Lab	LCS, rec	1/2/2009	Pesticide	Tetrachlorovinphos (Stirofos)	n/a	=	115	%	EPA 625m	-88	-88	65	146	
2008/09-2	Lab	LCS, RPD	1/2/2009	Pesticide	Tetrachlorovinphos (Stirofos)	n/a	=	3	%	EPA 625m	-88	-88	0	30	
2008/09-2	Lab	method blank	1/2/2009	Pesticide	Tetrachlorovinphos (Stirofos)	n/a	<	0.002	µg/L	EPA 625m	0.002	0.004			
2008/09-2	ME-CC	field blank	1/2/2009	Pesticide	Tetrachlorovinphos (Stirofos)	n/a	<	0.002	µg/L	EPA 625m	0.002	0.004			
2008/09-2	ME-VR2	field duplicate	1/2/2009	Pesticide	Tetrachlorovinphos (Stirofos)	n/a	<	0.002	µg/L	EPA 625m	0.002	0.004			
2008/09-2	ME-VR2	lab duplicate	1/2/2009	Pesticide	Tetrachlorovinphos (Stirofos)	n/a	<	0.002	µg/L	EPA 625m	0.002	0.004	0	30	
2008/09-2	ME-VR2	matrix spike	1/2/2009	Pesticide	Tetrachlorovinphos (Stirofos)	n/a	=	1.5028	µg/L	EPA 625m	0.002	0.004			
2008/09-2	ME-VR2	matrix spike dup	1/2/2009	Pesticide	Tetrachlorovinphos (Stirofos)	n/a	=	1.5177	µg/L	EPA 625m	0.002	0.004			
2008/09-2	ME-VR2	matrix spike dup, rec	1/2/2009	Pesticide	Tetrachlorovinphos (Stirofos)	n/a	=	326	%	EPA 625m	-88	-88	65	146	
2008/09-2	ME-VR2	matrix spike, rec	1/2/2009	Pesticide	Tetrachlorovinphos (Stirofos)	n/a	=	331	%	EPA 625m	-88	-88	65	146	
2008/09-2	ME-VR2	matrix spike, RPD	1/2/2009	Pesticide	Tetrachlorovinphos (Stirofos)	n/a	=	2	%	EPA 625m	-88	-88	0	30	
2008/09-2	Lab	LCS	1/2/2009	Pesticide	Tokuthion	n/a	=	0.2628	µg/L	EPA 625m	0.003	0.006			
2008/09-2	Lab	LCS dup	1/2/2009	Pesticide	Tokuthion	n/a	=	0.2438	µg/L	EPA 625m	0.003	0.006			
2008/09-2	Lab	LCS dup, rec	1/2/2009	Pesticide	Tokuthion	n/a	=	84	%	EPA 625m	-88	-88	61	135	
2008/09-2	Lab	LCS, rec	1/2/2009	Pesticide	Tokuthion	n/a	=	91	%	EPA 625m	-88	-88	61	135	
2008/09-2	Lab	LCS, RPD	1/2/2009	Pesticide	Tokuthion	n/a	=	8	%	EPA 625m	-88	-88	0	30	
2008/09-2	Lab	method blank	1/2/2009	Pesticide	Tokuthion	n/a	<	0.003	µg/L	EPA 625m	0.003	0.006			
2008/09-2	ME-CC	field blank	1/2/2009	Pesticide	Tokuthion	n/a	<	0.003	µg/L	EPA 625m	0.003	0.006			
2008/09-2	ME-VR2	field duplicate	1/2/2009	Pesticide	Tokuthion	n/a	<	0.003	µg/L	EPA 625m	0.003	0.006			
2008/09-2	ME-VR2	lab duplicate	1/2/2009	Pesticide	Tokuthion	n/a	<	0.003	µg/L	EPA 625m	0.003	0.006	0	30	
2008/09-2	ME-VR2	matrix spike	1/2/2009	Pesticide	Tokuthion	n/a	=	0.9625	µg/L	EPA 625m	0.003	0.006			
2008/09-2	ME-VR2	matrix spike dup	1/2/2009	Pesticide	Tokuthion	n/a	=	0.9982	µg/L	EPA 625m	0.003	0.006			
2008/09-2	ME-VR2	matrix spike dup, rec	1/2/2009	Pesticide	Tokuthion	n/a	=	215	%	EPA 625m	-88	-88	61	135	
2008/09-2	ME-VR2	matrix spike, rec	1/2/2009	Pesticide	Tokuthion	n/a	=	212	%	EPA 625m	-88	-88	61	135	
2008/09-2	ME-VR2	matrix spike, RPD	1/2/2009	Pesticide	Tokuthion	n/a	=	1	%	EPA 625m	-88	-88	0	30	
2008/09-2	Lab	LCS	1/9/2009	Pesticide	Toxaphene	n/a	=	0.9035	µg/L	EPA 625m	0.01	0.05			
2008/09-2	Lab	LCS dup	1/9/2009	Pesticide	Toxaphene	n/a	=	0.8328	µg/L	EPA 625m	0.01	0.05			
2008/09-2	Lab	LCS dup, rec	1/9/2009	Pesticide	Toxaphene	n/a	=	115	%	EPA 625m	-88	-88	65	135	
2008/09-2	Lab	LCS, rec	1/9/2009	Pesticide	Toxaphene	n/a	=	125	%	EPA 625m	-88	-88	65	135	
2008/09-2	Lab	LCS, RPD	1/9/2009	Pesticide	Toxaphene	n/a	=	8	%	EPA 625m	-88	-88	0	30	
2008/09-2	Lab	method blank	1/9/2009	Pesticide	Toxaphene	n/a	<	0.01	µg/L	EPA 625m	0.01	0.05			
2008/09-2	ME-CC	field blank	1/9/2009	Pesticide	Toxaphene	n/a	=	0.3892	µg/L	EPA 625m	0.01	0.05			
2008/09-2	ME-VR2	field duplicate	1/2/2009	Pesticide	Toxaphene	n/a	<	0.01	µg/L	EPA 625m	0.01	0.05			
2008/09-2	ME-VR2	lab duplicate	1/9/2009	Pesticide	Toxaphene	n/a	<	0.01	µg/L	EPA 625m	0.01	0.05	0	30	
2008/09-2	ME-VR2	matrix spike	1/9/2009	Pesticide	Toxaphene	n/a	=	1.3579	µg/L	EPA 625m	0.01	0.05			
2008/09-2	ME-VR2	matrix spike dup	1/9/2009	Pesticide	Toxaphene	n/a	=	1.4412	µg/L	EPA 625m	0.01	0.05			

Appendix G
2008/09 QA/QC Analysis Results

Event ID	Site ID	QA/QC Sample Type	Analysis Date	Classification	Constituent	Fraction	Sign	Result	Units	Method	MDL	RL	QA LCL	QA UCL	DQO Comp.
2008/09-2	ME-VR2	matrix spike dup, rec	1/9/2009	Pesticide	Toxaphene	n/a	=	124	%	EPA 625m	-88	-88	65	135	
2008/09-2	ME-VR2	matrix spike, rec	1/9/2009	Pesticide	Toxaphene	n/a	=	120	%	EPA 625m	-88	-88	65	135	
2008/09-2	ME-VR2	matrix spike, RPD	1/9/2009	Pesticide	Toxaphene	n/a	=	3	%	EPA 625m	-88	-88	0	30	
2008/09-2	Lab	LCS	1/2/2009	Pesticide	trans-Nonachlor	n/a	=	0.3151	µg/L	EPA 625m	0.001	0.005			
2008/09-2	Lab	LCS dup	1/2/2009	Pesticide	trans-Nonachlor	n/a	=	0.3065	µg/L	EPA 625m	0.001	0.005			
2008/09-2	Lab	LCS dup, rec	1/2/2009	Pesticide	trans-Nonachlor	n/a	=	106	%	EPA 625m	-88	-88	65	138	
2008/09-2	Lab	LCS, rec	1/2/2009	Pesticide	trans-Nonachlor	n/a	=	109	%	EPA 625m	-88	-88	65	138	
2008/09-2	Lab	LCS, RPD	1/2/2009	Pesticide	trans-Nonachlor	n/a	=	3	%	EPA 625m	-88	-88	0	30	
2008/09-2	Lab	method blank	1/2/2009	Pesticide	trans-Nonachlor	n/a	<	0.001	µg/L	EPA 625m	0.001	0.005			
2008/09-2	ME-CC	field blank	1/2/2009	Pesticide	trans-Nonachlor	n/a	DNQ	0.0042	µg/L	EPA 625m	0.001	0.005			
2008/09-2	ME-VR2	field duplicate	1/2/2009	Pesticide	trans-Nonachlor	n/a	<	0.001	µg/L	EPA 625m	0.001	0.005			
2008/09-2	ME-VR2	lab duplicate	1/2/2009	Pesticide	trans-Nonachlor	n/a	<	0.001	µg/L	EPA 625m	0.001	0.005	0	30	
2008/09-2	ME-VR2	matrix spike	1/2/2009	Pesticide	trans-Nonachlor	n/a	=	0.5088	µg/L	EPA 625m	0.001	0.005			
2008/09-2	ME-VR2	matrix spike dup	1/2/2009	Pesticide	trans-Nonachlor	n/a	=	0.5904	µg/L	EPA 625m	0.001	0.005			
2008/09-2	ME-VR2	matrix spike dup, rec	1/2/2009	Pesticide	trans-Nonachlor	n/a	=	127	%	EPA 625m	-88	-88	65	138	
2008/09-2	ME-VR2	matrix spike, rec	1/2/2009	Pesticide	trans-Nonachlor	n/a	=	112	%	EPA 625m	-88	-88	65	138	
2008/09-2	ME-VR2	matrix spike, RPD	1/2/2009	Pesticide	trans-Nonachlor	n/a	=	13	%	EPA 625m	-88	-88	0	30	
2008/09-2	Lab	LCS	1/2/2009	Pesticide	Trichloronate	n/a	=	0.289	µg/L	EPA 625m	0.001	0.002			
2008/09-2	Lab	LCS dup	1/2/2009	Pesticide	Trichloronate	n/a	=	0.2626	µg/L	EPA 625m	0.001	0.002			
2008/09-2	Lab	LCS dup, rec	1/2/2009	Pesticide	Trichloronate	n/a	=	91	%	EPA 625m	-88	-88	53	136	
2008/09-2	Lab	LCS, rec	1/2/2009	Pesticide	Trichloronate	n/a	=	100	%	EPA 625m	-88	-88	53	136	
2008/09-2	Lab	LCS, RPD	1/2/2009	Pesticide	Trichloronate	n/a	=	9	%	EPA 625m	-88	-88	0	30	
2008/09-2	Lab	method blank	1/2/2009	Pesticide	Trichloronate	n/a	<	0.001	µg/L	EPA 625m	0.001	0.002			
2008/09-2	ME-CC	field blank	1/2/2009	Pesticide	Trichloronate	n/a	<	0.001	µg/L	EPA 625m	0.001	0.002			
2008/09-2	ME-VR2	field duplicate	1/2/2009	Pesticide	Trichloronate	n/a	<	0.001	µg/L	EPA 625m	0.001	0.002			
2008/09-2	ME-VR2	lab duplicate	1/2/2009	Pesticide	Trichloronate	n/a	<	0.001	µg/L	EPA 625m	0.001	0.002	0	30	
2008/09-2	ME-VR2	matrix spike	1/2/2009	Pesticide	Trichloronate	n/a	=	0.7252	µg/L	EPA 625m	0.001	0.002			
2008/09-2	ME-VR2	matrix spike dup	1/2/2009	Pesticide	Trichloronate	n/a	=	0.6922	µg/L	EPA 625m	0.001	0.002			
2008/09-2	ME-VR2	matrix spike dup, rec	1/2/2009	Pesticide	Trichloronate	n/a	=	149	%	EPA 625m	-88	-88	53	136	
2008/09-2	ME-VR2	matrix spike, rec	1/2/2009	Pesticide	Trichloronate	n/a	=	160	%	EPA 625m	-88	-88	53	136	
2008/09-2	ME-VR2	matrix spike, RPD	1/2/2009	Pesticide	Trichloronate	n/a	=	7	%	EPA 625m	-88	-88	0	30	
2008/09-3	Lab	LCS	2/27/2009	Anion	Bromide	n/a	=	0.522	mg/L	EPA 300.0	0.001	0.005			
2008/09-3	Lab	LCS dup	2/27/2009	Anion	Bromide	n/a	=	0.508	mg/L	EPA 300.0	0.001	0.005			
2008/09-3	Lab	LCS dup, rec	2/27/2009	Anion	Bromide	n/a	=	102	%	EPA 300.0	-88	-88	70	130	
2008/09-3	Lab	LCS, rec	2/27/2009	Anion	Bromide	n/a	=	104	%	EPA 300.0	-88	-88	70	130	
2008/09-3	Lab	LCS, RPD	2/27/2009	Anion	Bromide	n/a	=	2	%	EPA 300.0	-88	-88	0	30	
2008/09-3	Lab	method blank	2/27/2009	Anion	Bromide	n/a	<	0.001	mg/L	EPA 300.0	0.001	0.005			
2008/09-3	ME-CC	lab duplicate	2/27/2009	Anion	Bromide	n/a	=	0.21	mg/L	EPA 300.0	0.001	0.005	0	30	
2008/09-3	ME-CC	matrix spike	2/27/2009	Anion	Bromide	n/a	=	0.762	mg/L	EPA 300.0	0.001	0.005			
2008/09-3	ME-CC	matrix spike dup	2/27/2009	Anion	Bromide	n/a	=	0.749	mg/L	EPA 300.0	0.001	0.005			
2008/09-3	ME-CC	matrix spike dup, rec	2/27/2009	Anion	Bromide	n/a	=	108	%	EPA 300.0	-88	-88	70	130	
2008/09-3	ME-CC	matrix spike, rec	2/27/2009	Anion	Bromide	n/a	=	110	%	EPA 300.0	-88	-88	70	130	
2008/09-3	ME-CC	matrix spike, RPD	2/27/2009	Anion	Bromide	n/a	=	2	%	EPA 300.0	-88	-88	0	30	
2008/09-3	Lab	LCS	2/28/2009	Anion	Chloride	n/a	=	26.44	mg/L	EPA 300.0	0.01	0.05			
2008/09-3	Lab	LCS dup	2/28/2009	Anion	Chloride	n/a	=	27.05	mg/L	EPA 300.0	0.01	0.05			
2008/09-3	Lab	LCS dup, rec	2/28/2009	Anion	Chloride	n/a	=	108	%	EPA 300.0	-88	-88	70	130	
2008/09-3	Lab	LCS, rec	2/28/2009	Anion	Chloride	n/a	=	106	%	EPA 300.0	-88	-88	70	130	
2008/09-3	Lab	LCS, RPD	2/28/2009	Anion	Chloride	n/a	=	2	%	EPA 300.0	-88	-88	0	30	
2008/09-3	Lab	method blank	2/28/2009	Anion	Chloride	n/a	<	0.01	mg/L	EPA 300.0	0.01	0.05			
2008/09-3	ME-CC	lab duplicate	2/28/2009	Anion	Chloride	n/a	=	58	mg/L	EPA 300.0	0.01	0.05	0	30	
2008/09-3	ME-CC	matrix spike	2/28/2009	Anion	Chloride	n/a	=	106.77	mg/L	EPA 300.0	0.01	0.05			
2008/09-3	ME-CC	matrix spike dup	2/28/2009	Anion	Chloride	n/a	=	107.57	mg/L	EPA 300.0	0.01	0.05			
2008/09-3	ME-CC	matrix spike dup, rec	2/28/2009	Anion	Chloride	n/a	=	100	%	EPA 300.0	-88	-88	70	130	
2008/09-3	ME-CC	matrix spike, rec	2/28/2009	Anion	Chloride	n/a	=	98	%	EPA 300.0	-88	-88	70	130	
2008/09-3	ME-CC	matrix spike, RPD	2/28/2009	Anion	Chloride	n/a	=	2	%	EPA 300.0	-88	-88	0	30	
2008/09-3	Lab	method blank	2/14/2009	Anion	Perchlorate	n/a	<	0.36	µg/L	EPA 314.0	0.36	2			

Appendix G
2008/09 QA/QC Analysis Results

Event ID	Site ID	QA/QC Sample Type	Analysis Date	Classification	Constituent	Fraction	Sign	Result	Units	Method	MDL	RL	QA LCL	QA UCL	DQO Comp.
2008/09-3	Lab	LCS	2/14/2009	Anion	Perchlorate	n/a	=	24.39	µg/L	EPA 314.0	0.36	2			
2008/09-3	Lab	LCS dup	2/14/2009	Anion	Perchlorate	n/a	=	24.35	µg/L	EPA 314.0	0.36	2			
2008/09-3	Lab	LCS dup, rec	2/14/2009	Anion	Perchlorate	n/a	=	97	%	EPA 314.0	-88	-88	85	115	
2008/09-3	Lab	LCS, rec	2/14/2009	Anion	Perchlorate	n/a	=	98	%	EPA 314.0	-88	-88	85	115	
2008/09-3	Lab	LCS, RPD	2/14/2009	Anion	Perchlorate	n/a	=	1	%	EPA 314.0	-88	-88	0	15	
2008/09-3	ME-SCR	field blank	2/7/2009	Bacteriological	E. Coli	n/a	<	10	MPN/100 mL	MMO-MUG	10	10			
2008/09-3	ME-SCR	field blank	2/7/2009	Bacteriological	Enterococcus	n/a	<	10	MPN/100 mL	Enterolert	10	10			
2008/09-3	ME-SCR	field blank	2/8/2009	Bacteriological	Fecal Coliform	n/a	<	2	MPN/100 mL	SM 9221 E	2	2			
2008/09-3	ME-SCR	field blank	2/7/2009	Bacteriological	Total Coliform	n/a	<	10	MPN/100 mL	MMO-MUG	10	10			
2008/09-3	Lab	method blank	2/8/2009	Conventional	BOD	n/a	<	2	mg/L	SM 5210 B	2	2			
2008/09-3	ME-CC	lab duplicate	2/7/2009	Conventional	Conductivity	n/a	=	467	µmhos/cm	SM 2510	0.001	0.001	0	30	
2008/09-3	Lab	method blank	2/24/2009	Conventional	Hardness as CaCO3	Total	<	1	mg/L	SM 2340 B	1	5			
2008/09-3	ME-CC	lab duplicate	2/24/2009	Conventional	Hardness as CaCO3	Total	=	119.9	mg/L	SM 2340 B	1	5	0	30	
2008/09-3	ME-SCR	field blank	2/24/2009	Conventional	Hardness as CaCO3	Total	=	309.9	mg/L	SM 2340 B	1	5			
2008/09-3	ME-CC	lab duplicate	2/7/2009	Conventional	pH	n/a	=	8	pH Units	SM 4500H+	0.1	0.1	0	30	
2008/09-3	Lab	LCS	2/13/2009	Conventional	Total Dissolved Solids	n/a	=	24600	mg/L	SM 2540 C	0.1	5			
2008/09-3	Lab	LCS dup	2/13/2009	Conventional	Total Dissolved Solids	n/a	=	71400	mg/L	SM 2540 C	0.1	5			
2008/09-3	Lab	LCS dup, rec	2/13/2009	Conventional	Total Dissolved Solids	n/a	=	102	%	SM 2540 C	-88	-88	70	130	
2008/09-3	Lab	LCS, rec	2/13/2009	Conventional	Total Dissolved Solids	n/a	=	98	%	SM 2540 C	-88	-88	70	130	
2008/09-3	Lab	LCS, RPD	2/13/2009	Conventional	Total Dissolved Solids	n/a	=	4	%	SM 2540 C	-88	-88	0	30	
2008/09-3	Lab	method blank	2/13/2009	Conventional	Total Dissolved Solids	n/a	<	0.1	mg/L	SM 2540 C	0.1	5			
2008/09-3	ME-CC	lab duplicate	2/13/2009	Conventional	Total Dissolved Solids	n/a	=	394	mg/L	SM 2540 C	0.1	5	0	30	
2008/09-3	Lab	LCS	2/27/2009	Conventional	Total Organic Carbon	n/a	=	4.1	mg/L	SM 5310 B	0.1	0.2			
2008/09-3	Lab	LCS dup	2/27/2009	Conventional	Total Organic Carbon	n/a	=	4	mg/L	SM 5310 B	0.1	0.2			
2008/09-3	Lab	LCS dup, rec	2/27/2009	Conventional	Total Organic Carbon	n/a	=	80	%	SM 5310 B	-88	-88	50	150	
2008/09-3	Lab	LCS, rec	2/27/2009	Conventional	Total Organic Carbon	n/a	=	82	%	SM 5310 B	-88	-88	50	150	
2008/09-3	Lab	LCS, RPD	2/27/2009	Conventional	Total Organic Carbon	n/a	=	2	%	SM 5310 B	-88	-88	0	30	
2008/09-3	Lab	method blank	2/27/2009	Conventional	Total Organic Carbon	n/a	<	0.1	mg/L	SM 5310 B	0.1	0.2			
2008/09-3	ME-CC	lab duplicate	2/27/2009	Conventional	Total Organic Carbon	n/a	=	5.6	mg/L	SM 5310 B	0.1	0.2	0	30	
2008/09-3	ME-CC	matrix spike	2/27/2009	Conventional	Total Organic Carbon	n/a	=	46.4	mg/L	SM 5310 B	0.1	0.2			
2008/09-3	ME-CC	matrix spike dup	2/27/2009	Conventional	Total Organic Carbon	n/a	=	47.8	mg/L	SM 5310 B	0.1	0.2			
2008/09-3	ME-CC	matrix spike dup, rec	2/27/2009	Conventional	Total Organic Carbon	n/a	=	85	%	SM 5310 B	-88	-88	50	150	
2008/09-3	ME-CC	matrix spike, rec	2/27/2009	Conventional	Total Organic Carbon	n/a	=	82	%	SM 5310 B	-88	-88	50	150	
2008/09-3	ME-CC	matrix spike, RPD	2/27/2009	Conventional	Total Organic Carbon	n/a	=	4	%	SM 5310 B	-88	-88	0	30	
2008/09-3	Lab	method blank	2/14/2009	Conventional	Total Suspended Solids	n/a	<	0.5	mg/L	SM 2540 D	0.5	5			
2008/09-3	ME-CC	lab duplicate	2/14/2009	Conventional	Total Suspended Solids	n/a	=	133.5	mg/L	SM 2540 D	0.5	5	0	30	
2008/09-3	ME-CC	lab duplicate	2/9/2009	Conventional	Turbidity	n/a	=	52.2	NTU	EPA 180.1	1	2	0	30	
2008/09-3	Lab	LCS	3/4/2009	Hydrocarbon	Oil and Grease	n/a	=	28	mg/L	EPA 1664A	1	5			
2008/09-3	Lab	LCS dup	3/4/2009	Hydrocarbon	Oil and Grease	n/a	=	32.2	mg/L	EPA 1664A	1	5			
2008/09-3	Lab	LCS dup, rec	3/4/2009	Hydrocarbon	Oil and Grease	n/a	=	81	%	EPA 1664A	-88	-88	70	130	
2008/09-3	Lab	LCS, rec	3/4/2009	Hydrocarbon	Oil and Grease	n/a	=	70	%	EPA 1664A	-88	-88	70	130	
2008/09-3	Lab	LCS, RPD	3/4/2009	Hydrocarbon	Oil and Grease	n/a	=	13	%	EPA 1664A	-88	-88	0	30	
2008/09-3	Lab	method blank	3/4/2009	Hydrocarbon	Oil and Grease	n/a	<	1	mg/L	EPA 1664A	1	5			
2008/09-3	ME-CC	matrix spike	3/4/2009	Hydrocarbon	Oil and Grease	n/a	=	31.2	mg/L	EPA 1664A	1	5			
2008/09-3	ME-CC	matrix spike dup	3/4/2009	Hydrocarbon	Oil and Grease	n/a	=	29.1	mg/L	EPA 1664A	1	5			
2008/09-3	ME-CC	matrix spike dup, rec	3/4/2009	Hydrocarbon	Oil and Grease	n/a	=	73	%	EPA 1664A	-88	-88	70	130	
2008/09-3	ME-CC	matrix spike, rec	3/4/2009	Hydrocarbon	Oil and Grease	n/a	=	78	%	EPA 1664A	-88	-88	70	130	
2008/09-3	ME-CC	matrix spike, RPD	3/4/2009	Hydrocarbon	Oil and Grease	n/a	=	7	%	EPA 1664A	-88	-88	0	30	
2008/09-3	Lab	LCS	3/4/2009	Hydrocarbon	TRPH	n/a	=	14.6	mg/L	EPA 1664	1	5			
2008/09-3	Lab	LCS dup	3/4/2009	Hydrocarbon	TRPH	n/a	=	18.5	mg/L	EPA 1664	1	5			
2008/09-3	Lab	LCS dup, rec	3/4/2009	Hydrocarbon	TRPH	n/a	=	93	%	EPA 1664	-88	-88	70	130	
2008/09-3	Lab	LCS, rec	3/4/2009	Hydrocarbon	TRPH	n/a	=	73	%	EPA 1664	-88	-88	70	130	
2008/09-3	Lab	LCS, RPD	3/4/2009	Hydrocarbon	TRPH	n/a	=	23	%	EPA 1664	-88	-88	0	30	
2008/09-3	Lab	method blank	3/4/2009	Hydrocarbon	TRPH	n/a	<	1	mg/L	EPA 1664	1	5			
2008/09-3	ME-VR2	lab duplicate	3/4/2009	Hydrocarbon	TRPH	n/a	<	1	mg/L	EPA 1664	1	5	0	30	
2008/09-3	Lab	method blank	2/24/2009	Metal	Aluminum	Dissolved	<	5	µg/L	EPA 200.8m	5	10			

Appendix G
2008/09 QA/QC Analysis Results

Event ID	Site ID	QA/QC Sample Type	Analysis Date	Classification	Constituent	Fraction	Sign	Result	Units	Method	MDL	RL	QA LCL	QA UCL	DQO Comp.
2008/09-3	ME-CC	lab duplicate	2/24/2009	Metal	Aluminum	Dissolved	<	5	µg/L	EPA 200.8m	5	10	0	30	
2008/09-3	ME-CC	matrix spike	2/24/2009	Metal	Aluminum	Dissolved	=	105.4	µg/L	EPA 200.8m	5	10			
2008/09-3	ME-CC	matrix spike dup	2/24/2009	Metal	Aluminum	Dissolved	=	103.4	µg/L	EPA 200.8m	5	10			
2008/09-3	ME-CC	matrix spike dup, rec	2/24/2009	Metal	Aluminum	Dissolved	=	103	%	EPA 200.8m	-88	-88	22	182	
2008/09-3	ME-CC	matrix spike, rec	2/24/2009	Metal	Aluminum	Dissolved	=	105	%	EPA 200.8m	-88	-88	22	182	
2008/09-3	ME-CC	matrix spike, RPD	2/24/2009	Metal	Aluminum	Dissolved	=	2	%	EPA 200.8m	-88	-88	0	30	
2008/09-3	Lab	method blank	2/24/2009	Metal	Aluminum	Total	<	5	µg/L	EPA 200.8m	5	10			
2008/09-3	ME-CC	lab duplicate	2/24/2009	Metal	Aluminum	Total	=	927	µg/L	EPA 200.8m	5	10	0	30	
2008/09-3	ME-SCR	field blank	2/24/2009	Metal	Aluminum	Total	=	2337	µg/L	EPA 200.8m	5	10			
2008/09-3	Lab	method blank	2/24/2009	Metal	Arsenic	Dissolved	<	0.2	µg/L	EPA 200.8m	0.2	0.5			
2008/09-3	ME-CC	lab duplicate	2/24/2009	Metal	Arsenic	Dissolved	=	2.4	µg/L	EPA 200.8m	0.2	0.5	0	30	
2008/09-3	ME-CC	matrix spike	2/24/2009	Metal	Arsenic	Dissolved	=	119	µg/L	EPA 200.8m	0.2	0.5			
2008/09-3	ME-CC	matrix spike dup	2/24/2009	Metal	Arsenic	Dissolved	=	122.5	µg/L	EPA 200.8m	0.2	0.5			
2008/09-3	ME-CC	matrix spike dup, rec	2/24/2009	Metal	Arsenic	Dissolved	=	120	%	EPA 200.8m	-88	-88	74	151	
2008/09-3	ME-CC	matrix spike, rec	2/24/2009	Metal	Arsenic	Dissolved	=	116	%	EPA 200.8m	-88	-88	74	151	
2008/09-3	ME-CC	matrix spike, RPD	2/24/2009	Metal	Arsenic	Dissolved	=	3	%	EPA 200.8m	-88	-88	0	30	
2008/09-3	Lab	method blank	2/24/2009	Metal	Arsenic	Total	<	0.2	µg/L	EPA 200.8m	0.2	0.5			
2008/09-3	ME-CC	lab duplicate	2/24/2009	Metal	Arsenic	Total	=	2.8	µg/L	EPA 200.8m	0.2	0.5	0	30	
2008/09-3	ME-SCR	field blank	2/24/2009	Metal	Arsenic	Total	=	2.2	µg/L	EPA 200.8m	0.2	0.5			
2008/09-3	Lab	method blank	2/24/2009	Metal	Cadmium	Dissolved	<	0.2	µg/L	EPA 200.8m	0.2	0.4			
2008/09-3	ME-CC	lab duplicate	2/24/2009	Metal	Cadmium	Dissolved	<	0.2	µg/L	EPA 200.8m	0.2	0.4	0	30	
2008/09-3	ME-CC	matrix spike	2/24/2009	Metal	Cadmium	Dissolved	=	10.3	µg/L	EPA 200.8m	0.2	0.4			
2008/09-3	ME-CC	matrix spike dup	2/24/2009	Metal	Cadmium	Dissolved	=	10.5	µg/L	EPA 200.8m	0.2	0.4			
2008/09-3	ME-CC	matrix spike dup, rec	2/24/2009	Metal	Cadmium	Dissolved	=	105	%	EPA 200.8m	-88	-88	74	131	
2008/09-3	ME-CC	matrix spike, rec	2/24/2009	Metal	Cadmium	Dissolved	=	103	%	EPA 200.8m	-88	-88	74	131	
2008/09-3	ME-CC	matrix spike, RPD	2/24/2009	Metal	Cadmium	Dissolved	=	2	%	EPA 200.8m	-88	-88	0	30	
2008/09-3	Lab	method blank	2/24/2009	Metal	Cadmium	Total	<	0.2	µg/L	EPA 200.8m	0.2	0.4			
2008/09-3	ME-CC	lab duplicate	2/24/2009	Metal	Cadmium	Total	=	0.4	µg/L	EPA 200.8m	0.2	0.4	0	30	
2008/09-3	ME-SCR	field blank	2/24/2009	Metal	Cadmium	Total	=	0.6	µg/L	EPA 200.8m	0.2	0.4			
2008/09-3	Lab	method blank	2/24/2009	Metal	Chromium	Dissolved	<	0.1	µg/L	EPA 200.8m	0.1	0.5			
2008/09-3	ME-CC	lab duplicate	2/24/2009	Metal	Chromium	Dissolved	DNQ	0.3	µg/L	EPA 200.8m	0.1	0.5	0	30	
2008/09-3	ME-CC	matrix spike	2/24/2009	Metal	Chromium	Dissolved	=	102.7	µg/L	EPA 200.8m	0.1	0.5			
2008/09-3	ME-CC	matrix spike dup	2/24/2009	Metal	Chromium	Dissolved	=	106	µg/L	EPA 200.8m	0.1	0.5			
2008/09-3	ME-CC	matrix spike dup, rec	2/24/2009	Metal	Chromium	Dissolved	=	106	%	EPA 200.8m	-88	-88	79	127	
2008/09-3	ME-CC	matrix spike, rec	2/24/2009	Metal	Chromium	Dissolved	=	102	%	EPA 200.8m	-88	-88	79	127	
2008/09-3	ME-CC	matrix spike, RPD	2/24/2009	Metal	Chromium	Dissolved	=	4	%	EPA 200.8m	-88	-88	0	30	
2008/09-3	Lab	method blank	2/24/2009	Metal	Chromium	Total	<	0.1	µg/L	EPA 200.8m	0.1	0.5			
2008/09-3	ME-CC	lab duplicate	2/24/2009	Metal	Chromium	Total	=	2.6	µg/L	EPA 200.8m	0.1	0.5	0	30	
2008/09-3	ME-SCR	field blank	2/24/2009	Metal	Chromium	Total	=	3.2	µg/L	EPA 200.8m	0.1	0.5			
2008/09-3	Lab	LCS	2/13/2009	Metal	Chromium VI	Total	=	0.102	mg/L	SM 3500-Cr D	0.005	0.01			
2008/09-3	Lab	LCS dup	2/13/2009	Metal	Chromium VI	Total	=	0.101	mg/L	SM 3500-Cr D	0.005	0.01			
2008/09-3	Lab	LCS dup, rec	2/13/2009	Metal	Chromium VI	Total	=	101	%	SM 3500-Cr D	-88	-88	70	130	
2008/09-3	Lab	LCS, rec	2/13/2009	Metal	Chromium VI	Total	=	102	%	SM 3500-Cr D	-88	-88	70	130	
2008/09-3	Lab	LCS, RPD	2/13/2009	Metal	Chromium VI	Total	=	1	%	SM 3500-Cr D	-88	-88	0	30	
2008/09-3	Lab	method blank	2/13/2009	Metal	Chromium VI	Total	<	5	µg/L	SM 3500-Cr D	5	10			
2008/09-3	ME-CC	lab duplicate	2/13/2009	Metal	Chromium VI	Total	<	5	µg/L	SM 3500-Cr D	5	10	0	30	
2008/09-3	ME-CC	matrix spike	2/13/2009	Metal	Chromium VI	Total	=	0.1	mg/L	SM 3500-Cr D	0.005	0.01			
2008/09-3	ME-CC	matrix spike dup	2/13/2009	Metal	Chromium VI	Total	=	0.1	mg/L	SM 3500-Cr D	0.005	0.01			
2008/09-3	ME-CC	matrix spike dup, rec	2/13/2009	Metal	Chromium VI	Total	=	100	%	SM 3500-Cr D	-88	-88	70	130	
2008/09-3	ME-CC	matrix spike, rec	2/13/2009	Metal	Chromium VI	Total	=	100	%	SM 3500-Cr D	-88	-88	70	130	
2008/09-3	ME-CC	matrix spike, RPD	2/13/2009	Metal	Chromium VI	Total	=	0	%	SM 3500-Cr D	-88	-88	0	30	
2008/09-3	Lab	method blank	2/24/2009	Metal	Copper	Dissolved	<	0.4	µg/L	EPA 200.8m	0.4	0.8			
2008/09-3	ME-CC	lab duplicate	2/24/2009	Metal	Copper	Dissolved	=	3.3	µg/L	EPA 200.8m	0.4	0.8	0	30	
2008/09-3	ME-CC	matrix spike	2/24/2009	Metal	Copper	Dissolved	=	104.4	µg/L	EPA 200.8m	0.4	0.8			
2008/09-3	ME-CC	matrix spike dup	2/24/2009	Metal	Copper	Dissolved	=	107.8	µg/L	EPA 200.8m	0.4	0.8			
2008/09-3	ME-CC	matrix spike dup, rec	2/24/2009	Metal	Copper	Dissolved	=	104	%	EPA 200.8m	-88	-88	55	132	

Appendix G
2008/09 QA/QC Analysis Results

Event ID	Site ID	QA/QC Sample Type	Analysis Date	Classification	Constituent	Fraction	Sign	Result	Units	Method	MDL	RL	QA LCL	QA UCL	DQO Comp.
2008/09-3	ME-CC	matrix spike, rec	2/24/2009	Metal	Copper	Dissolved	=	101	%	EPA 200.8m	-88	-88	55	132	
2008/09-3	ME-CC	matrix spike, RPD	2/24/2009	Metal	Copper	Dissolved	=	3	%	EPA 200.8m	-88	-88	0	30	
2008/09-3	Lab	method blank	2/24/2009	Metal	Copper	Total	<	0.4	µg/L	EPA 200.8m	0.4	0.8			
2008/09-3	ME-CC	lab duplicate	2/24/2009	Metal	Copper	Total	=	10	µg/L	EPA 200.8m	0.4	0.8	0	30	
2008/09-3	ME-SCR	field blank	2/24/2009	Metal	Copper	Total	=	11	µg/L	EPA 200.8m	0.4	0.8			
2008/09-3	Lab	method blank	2/24/2009	Metal	Lead	Dissolved	<	0.05	µg/L	EPA 200.8m	0.05	0.1			
2008/09-3	ME-CC	lab duplicate	2/24/2009	Metal	Lead	Dissolved	<	0.05	µg/L	EPA 200.8m	0.05	0.1	0	30	
2008/09-3	ME-CC	matrix spike	2/24/2009	Metal	Lead	Dissolved	=	93.8	µg/L	EPA 200.8m	0.05	0.1			
2008/09-3	ME-CC	matrix spike dup	2/24/2009	Metal	Lead	Dissolved	=	94.3	µg/L	EPA 200.8m	0.05	0.1			
2008/09-3	ME-CC	matrix spike dup, rec	2/24/2009	Metal	Lead	Dissolved	=	94	%	EPA 200.8m	-88	-88	76	120	
2008/09-3	ME-CC	matrix spike, rec	2/24/2009	Metal	Lead	Dissolved	=	94	%	EPA 200.8m	-88	-88	76	120	
2008/09-3	ME-CC	matrix spike, RPD	2/24/2009	Metal	Lead	Dissolved	=	0	%	EPA 200.8m	-88	-88	0	30	
2008/09-3	Lab	method blank	2/24/2009	Metal	Lead	Total	<	0.05	µg/L	EPA 200.8m	0.05	0.1			
2008/09-3	ME-CC	lab duplicate	2/24/2009	Metal	Lead	Total	=	3.08	µg/L	EPA 200.8m	0.05	0.1	0	30	
2008/09-3	ME-SCR	field blank	2/24/2009	Metal	Lead	Total	=	5.88	µg/L	EPA 200.8m	0.05	0.1			
2008/09-3	Lab	method blank	2/25/2009	Metal	Mercury	Dissolved	<	0.5	ng/L	EPA 1631Em	0.5	1			
2008/09-3	ME-CC	lab duplicate	2/25/2009	Metal	Mercury	Dissolved	=	1	ng/L	EPA 1631Em	0.5	1	0	30	
2008/09-3	ME-CC	matrix spike	2/25/2009	Metal	Mercury	Dissolved	=	10.9	µg/L	EPA 1631Em	0.5	1			
2008/09-3	ME-CC	matrix spike dup	2/25/2009	Metal	Mercury	Dissolved	=	11.5	µg/L	EPA 1631Em	0.5	1			
2008/09-3	ME-CC	matrix spike dup, rec	2/25/2009	Metal	Mercury	Dissolved	=	105	%	EPA 1631Em	-88	-88	64	158	
2008/09-3	ME-CC	matrix spike, rec	2/25/2009	Metal	Mercury	Dissolved	=	99	%	EPA 1631Em	-88	-88	64	158	
2008/09-3	ME-CC	matrix spike, RPD	2/25/2009	Metal	Mercury	Dissolved	=	6	%	EPA 1631Em	-88	-88	0	30	
2008/09-3	ME-SCR	field blank	2/25/2009	Metal	Mercury	Dissolved	<	0.5	ng/L	EPA 1631Em	0.5	1			
2008/09-3	Lab	LCS	2/25/2009	Metal	Mercury	Total	=	9.9	µg/L	EPA 1631Em	0.5	1			
2008/09-3	Lab	LCS dup	2/25/2009	Metal	Mercury	Total	=	9.8	µg/L	EPA 1631Em	0.5	1			
2008/09-3	Lab	LCS dup, rec	2/25/2009	Metal	Mercury	Total	=	98	%	EPA 1631Em	-88	-88	64	158	
2008/09-3	Lab	LCS, rec	2/25/2009	Metal	Mercury	Total	=	99	%	EPA 1631Em	-88	-88	64	158	
2008/09-3	Lab	LCS, RPD	2/25/2009	Metal	Mercury	Total	=	1	%	EPA 1631Em	-88	-88	0	30	
2008/09-3	Lab	method blank	2/25/2009	Metal	Mercury	Total	<	0.5	ng/L	EPA 1631Em	0.5	1			
2008/09-3	ME-CC	lab duplicate	2/25/2009	Metal	Mercury	Total	=	25.4	ng/L	EPA 1631Em	0.5	1	0	30	
2008/09-3	ME-SCR	field blank	2/25/2009	Metal	Mercury	Total	<	0.5	ng/L	EPA 1631Em	0.5	1			
2008/09-3	Lab	method blank	2/24/2009	Metal	Nickel	Dissolved	<	0.2	µg/L	EPA 200.8m	0.2	0.5			
2008/09-3	ME-CC	lab duplicate	2/24/2009	Metal	Nickel	Dissolved	=	2.6	µg/L	EPA 200.8m	0.2	0.5	0	30	
2008/09-3	ME-CC	matrix spike	2/24/2009	Metal	Nickel	Dissolved	=	102.6	µg/L	EPA 200.8m	0.2	0.5			
2008/09-3	ME-CC	matrix spike dup	2/24/2009	Metal	Nickel	Dissolved	=	105.4	µg/L	EPA 200.8m	0.2	0.5			
2008/09-3	ME-CC	matrix spike dup, rec	2/24/2009	Metal	Nickel	Dissolved	=	103	%	EPA 200.8m	-88	-88	77	108	
2008/09-3	ME-CC	matrix spike, rec	2/24/2009	Metal	Nickel	Dissolved	=	100	%	EPA 200.8m	-88	-88	77	108	
2008/09-3	ME-CC	matrix spike, RPD	2/24/2009	Metal	Nickel	Dissolved	=	3	%	EPA 200.8m	-88	-88	0	30	
2008/09-3	Lab	method blank	2/24/2009	Metal	Nickel	Total	<	0.2	µg/L	EPA 200.8m	0.2	0.5			
2008/09-3	ME-CC	lab duplicate	2/24/2009	Metal	Nickel	Total	=	6.6	µg/L	EPA 200.8m	0.2	0.5	0	30	
2008/09-3	ME-SCR	field blank	2/24/2009	Metal	Nickel	Total	=	11	µg/L	EPA 200.8m	0.2	0.5			
2008/09-3	Lab	method blank	2/24/2009	Metal	Selenium	Dissolved	<	0.2	µg/L	EPA 200.8m	0.2	0.5			
2008/09-3	ME-CC	lab duplicate	2/24/2009	Metal	Selenium	Dissolved	=	1.2	µg/L	EPA 200.8m	0.2	0.5	0	30	
2008/09-3	ME-CC	matrix spike	2/24/2009	Metal	Selenium	Dissolved	=	116.5	µg/L	EPA 200.8m	0.2	0.5			
2008/09-3	ME-CC	matrix spike dup	2/24/2009	Metal	Selenium	Dissolved	=	117.2	µg/L	EPA 200.8m	0.2	0.5			
2008/09-3	ME-CC	matrix spike dup, rec	2/24/2009	Metal	Selenium	Dissolved	=	116	%	EPA 200.8m	-88	-88	74	125	
2008/09-3	ME-CC	matrix spike, rec	2/24/2009	Metal	Selenium	Dissolved	=	115	%	EPA 200.8m	-88	-88	74	125	
2008/09-3	ME-CC	matrix spike, RPD	2/24/2009	Metal	Selenium	Dissolved	=	1	%	EPA 200.8m	-88	-88	0	30	
2008/09-3	Lab	method blank	2/24/2009	Metal	Selenium	Total	<	0.2	µg/L	EPA 200.8m	0.2	0.5			
2008/09-3	ME-CC	lab duplicate	2/24/2009	Metal	Selenium	Total	=	0.9	µg/L	EPA 200.8m	0.2	0.5	0	30	
2008/09-3	ME-SCR	field blank	2/24/2009	Metal	Selenium	Total	=	2.3	µg/L	EPA 200.8m	0.2	0.5			
2008/09-3	Lab	method blank	2/24/2009	Metal	Silver	Dissolved	<	0.5	µg/L	EPA 200.8m	0.5	1			
2008/09-3	ME-CC	lab duplicate	2/24/2009	Metal	Silver	Dissolved	<	0.5	µg/L	EPA 200.8m	0.5	1	0	30	
2008/09-3	ME-CC	matrix spike	2/24/2009	Metal	Silver	Dissolved	=	9.8	µg/L	EPA 200.8m	0.5	1			
2008/09-3	ME-CC	matrix spike dup	2/24/2009	Metal	Silver	Dissolved	=	10.5	µg/L	EPA 200.8m	0.5	1			
2008/09-3	ME-CC	matrix spike dup, rec	2/24/2009	Metal	Silver	Dissolved	=	105	%	EPA 200.8m	-88	-88	73	127	

Appendix G
2008/09 QA/QC Analysis Results

Event ID	Site ID	QA/QC Sample Type	Analysis Date	Classification	Constituent	Fraction	Sign	Result	Units	Method	MDL	RL	QA LCL	QA UCL	DQO Comp.
2008/09-3	ME-CC	matrix spike, rec	2/24/2009	Metal	Silver	Dissolved	=	98	%	EPA 200.8m	-88	-88	73	127	
2008/09-3	ME-CC	matrix spike, RPD	2/24/2009	Metal	Silver	Dissolved	=	7	%	EPA 200.8m	-88	-88	0	30	
2008/09-3	Lab	method blank	2/24/2009	Metal	Silver	Total	<	0.5	µg/L	EPA 200.8m	0.5	1			
2008/09-3	ME-CC	lab duplicate	2/24/2009	Metal	Silver	Total	<	0.5	µg/L	EPA 200.8m	0.5	1	0	30	
2008/09-3	ME-SCR	field blank	2/24/2009	Metal	Silver	Total	<	0.5	µg/L	EPA 200.8m	0.5	1			
2008/09-3	Lab	method blank	2/24/2009	Metal	Thallium	Dissolved	<	0.1	µg/L	EPA 200.8m	0.1	0.5			
2008/09-3	ME-CC	lab duplicate	2/24/2009	Metal	Thallium	Dissolved	<	0.1	µg/L	EPA 200.8m	0.1	0.5	0	30	
2008/09-3	ME-CC	matrix spike	2/24/2009	Metal	Thallium	Dissolved	=	94.8	µg/L	EPA 200.8m	0.1	0.5			
2008/09-3	ME-CC	matrix spike dup	2/24/2009	Metal	Thallium	Dissolved	=	95.6	µg/L	EPA 200.8m	0.1	0.5			
2008/09-3	ME-CC	matrix spike dup, rec	2/24/2009	Metal	Thallium	Dissolved	=	96	%	EPA 200.8m	-88	-88	83	120	
2008/09-3	ME-CC	matrix spike, rec	2/24/2009	Metal	Thallium	Dissolved	=	95	%	EPA 200.8m	-88	-88	83	120	
2008/09-3	ME-CC	matrix spike, RPD	2/24/2009	Metal	Thallium	Dissolved	=	1	%	EPA 200.8m	-88	-88	0	30	
2008/09-3	Lab	method blank	2/24/2009	Metal	Thallium	Total	<	0.1	µg/L	EPA 200.8m	0.1	0.5			
2008/09-3	ME-CC	lab duplicate	2/24/2009	Metal	Thallium	Total	<	0.1	µg/L	EPA 200.8m	0.1	0.5	0	30	
2008/09-3	ME-SCR	field blank	2/24/2009	Metal	Thallium	Total	<	0.1	µg/L	EPA 200.8m	0.1	0.5			
2008/09-3	Lab	method blank	2/24/2009	Metal	Zinc	Dissolved	<	0.1	µg/L	EPA 200.8m	0.1	0.5			
2008/09-3	ME-CC	lab duplicate	2/24/2009	Metal	Zinc	Dissolved	=	5.7	µg/L	EPA 200.8m	0.1	0.5	0	30	
2008/09-3	ME-CC	matrix spike	2/24/2009	Metal	Zinc	Dissolved	=	116.5	µg/L	EPA 200.8m	0.1	0.5			
2008/09-3	ME-CC	matrix spike dup	2/24/2009	Metal	Zinc	Dissolved	=	120.2	µg/L	EPA 200.8m	0.1	0.5			
2008/09-3	ME-CC	matrix spike dup, rec	2/24/2009	Metal	Zinc	Dissolved	=	114	%	EPA 200.8m	-88	-88	67	141	
2008/09-3	ME-CC	matrix spike, rec	2/24/2009	Metal	Zinc	Dissolved	=	111	%	EPA 200.8m	-88	-88	67	141	
2008/09-3	ME-CC	matrix spike, RPD	2/24/2009	Metal	Zinc	Dissolved	=	3	%	EPA 200.8m	-88	-88	0	30	
2008/09-3	Lab	method blank	2/24/2009	Metal	Zinc	Total	<	0.1	µg/L	EPA 200.8m	0.1	0.5			
2008/09-3	ME-CC	lab duplicate	2/24/2009	Metal	Zinc	Total	=	40.6	µg/L	EPA 200.8m	0.1	0.5	0	30	
2008/09-3	ME-SCR	field blank	2/24/2009	Metal	Zinc	Total	=	34.9	µg/L	EPA 200.8m	0.1	0.5			
2008/09-3	Lab	LCS	3/2/2009	Nutrient	Ammonia as N	n/a	=	0.27	mg/L	SM 4500-NH3 F	0.03	0.03			
2008/09-3	Lab	LCS dup	3/2/2009	Nutrient	Ammonia as N	n/a	=	0.25	mg/L	SM 4500-NH3 F	0.03	0.03			
2008/09-3	Lab	LCS dup, rec	3/2/2009	Nutrient	Ammonia as N	n/a	=	100	%	SM 4500-NH3 F	-88	-88	70	130	
2008/09-3	Lab	LCS, rec	3/2/2009	Nutrient	Ammonia as N	n/a	=	108	%	SM 4500-NH3 F	-88	-88	70	130	
2008/09-3	Lab	LCS, RPD	3/2/2009	Nutrient	Ammonia as N	n/a	=	8	%	SM 4500-NH3 F	-88	-88	0	30	
2008/09-3	Lab	method blank	3/2/2009	Nutrient	Ammonia as N	n/a	<	0.03	mg/L	SM 4500-NH3 F	0.03	0.03			
2008/09-3	ME-CC	lab duplicate	3/2/2009	Nutrient	Ammonia as N	n/a	=	0.18	mg/L	SM 4500-NH3 F	0.03	0.03	0	30	
2008/09-3	ME-CC	matrix spike	3/2/2009	Nutrient	Ammonia as N	n/a	=	1.47	mg/L	SM 4500-NH3 F	0.03	0.03			
2008/09-3	ME-CC	matrix spike dup	3/2/2009	Nutrient	Ammonia as N	n/a	=	1.52	mg/L	SM 4500-NH3 F	0.03	0.03			
2008/09-3	ME-CC	matrix spike dup, rec	3/2/2009	Nutrient	Ammonia as N	n/a	=	107	%	SM 4500-NH3 F	-88	-88	70	130	
2008/09-3	ME-CC	matrix spike, rec	3/2/2009	Nutrient	Ammonia as N	n/a	=	103	%	SM 4500-NH3 F	-88	-88	70	130	
2008/09-3	ME-CC	matrix spike, RPD	3/2/2009	Nutrient	Ammonia as N	n/a	=	4	%	SM 4500-NH3 F	-88	-88	0	30	
2008/09-3	Lab	LCS	2/9/2009	Nutrient	Nitrate as N	n/a	=	0.47	mg/L	EPA 300.0	0.01	0.05			
2008/09-3	Lab	LCS dup	2/9/2009	Nutrient	Nitrate as N	n/a	=	0.47	mg/L	EPA 300.0	0.01	0.05			
2008/09-3	Lab	LCS dup, rec	2/9/2009	Nutrient	Nitrate as N	n/a	=	94	%	EPA 300.0	-88	-88	70	130	
2008/09-3	Lab	LCS, rec	2/9/2009	Nutrient	Nitrate as N	n/a	=	94	%	EPA 300.0	-88	-88	70	130	
2008/09-3	Lab	LCS, RPD	2/9/2009	Nutrient	Nitrate as N	n/a	=	0	%	EPA 300.0	-88	-88	0	30	
2008/09-3	Lab	method blank	2/9/2009	Nutrient	Nitrate as N	n/a	<	0.01	mg/L	EPA 300.0	0.01	0.05			
2008/09-3	ME-CC	lab duplicate	2/9/2009	Nutrient	Nitrate as N	n/a	=	3.14	mg/L	EPA 300.0	0.01	0.05	0	30	
2008/09-3	ME-CC	matrix spike	2/9/2009	Nutrient	Nitrate as N	n/a	=	3.98	mg/L	EPA 300.0	0.01	0.05			
2008/09-3	ME-CC	matrix spike dup	2/9/2009	Nutrient	Nitrate as N	n/a	=	3.98	mg/L	EPA 300.0	0.01	0.05			
2008/09-3	ME-CC	matrix spike dup, rec	2/9/2009	Nutrient	Nitrate as N	n/a	=	84	%	EPA 300.0	-88	-88	70	130	
2008/09-3	ME-CC	matrix spike, rec	2/9/2009	Nutrient	Nitrate as N	n/a	=	84	%	EPA 300.0	-88	-88	70	130	
2008/09-3	ME-CC	matrix spike, RPD	2/9/2009	Nutrient	Nitrate as N	n/a	=	0	%	EPA 300.0	-88	-88	0	30	
2008/09-3	Lab	LCS	2/9/2009	Nutrient	Nitrite as N	n/a	=	0.44	mg/L	EPA 300.0	0.01	0.05			
2008/09-3	Lab	LCS dup	2/9/2009	Nutrient	Nitrite as N	n/a	=	0.45	mg/L	EPA 300.0	0.01	0.05			
2008/09-3	Lab	LCS dup, rec	2/9/2009	Nutrient	Nitrite as N	n/a	=	90	%	EPA 300.0	-88	-88	70	130	
2008/09-3	Lab	LCS, rec	2/9/2009	Nutrient	Nitrite as N	n/a	=	88	%	EPA 300.0	-88	-88	70	130	
2008/09-3	Lab	LCS, RPD	2/9/2009	Nutrient	Nitrite as N	n/a	=	2	%	EPA 300.0	-88	-88	0	30	
2008/09-3	Lab	method blank	2/9/2009	Nutrient	Nitrite as N	n/a	<	0.01	mg/L	EPA 300.0	0.01	0.05			
2008/09-3	ME-CC	lab duplicate	2/9/2009	Nutrient	Nitrite as N	n/a	=	0.1	mg/L	EPA 300.0	0.01	0.05	0	30	

Appendix G
2008/09 QA/QC Analysis Results

Event ID	Site ID	QA/QC Sample Type	Analysis Date	Classification	Constituent	Fraction	Sign	Result	Units	Method	MDL	RL	QA LCL	QA UCL	DQO Comp.
2008/09-3	ME-CC	matrix spike	2/9/2009	Nutrient	Nitrite as N	n/a	=	0.62	mg/L	EPA 300.0	0.01	0.05			
2008/09-3	ME-CC	matrix spike dup	2/9/2009	Nutrient	Nitrite as N	n/a	=	0.61	mg/L	EPA 300.0	0.01	0.05			
2008/09-3	ME-CC	matrix spike dup, rec	2/9/2009	Nutrient	Nitrite as N	n/a	=	102	%	EPA 300.0	-88	-88	70	130	
2008/09-3	ME-CC	matrix spike, rec	2/9/2009	Nutrient	Nitrite as N	n/a	=	104	%	EPA 300.0	-88	-88	70	130	
2008/09-3	ME-CC	matrix spike, RPD	2/9/2009	Nutrient	Nitrite as N	n/a	=	2	%	EPA 300.0	-88	-88	0	30	
2008/09-3	Lab	LCS	2/9/2009	Nutrient	Orthophosphate as P (Diss)	n/a	=	0.1568	mg/L	EPA 300.0	0.0075	0.01			
2008/09-3	Lab	LCS dup	2/9/2009	Nutrient	Orthophosphate as P (Diss)	n/a	=	0.1634	mg/L	EPA 300.0	0.0075	0.01			
2008/09-3	Lab	LCS dup, rec	2/9/2009	Nutrient	Orthophosphate as P (Diss)	n/a	=	99	%	EPA 300.0	-88	-88	70	130	
2008/09-3	Lab	LCS, rec	2/9/2009	Nutrient	Orthophosphate as P (Diss)	n/a	=	95	%	EPA 300.0	-88	-88	70	130	
2008/09-3	Lab	LCS, RPD	2/9/2009	Nutrient	Orthophosphate as P (Diss)	n/a	=	4	%	EPA 300.0	-88	-88	0	30	
2008/09-3	Lab	method blank	2/9/2009	Nutrient	Orthophosphate as P (Diss)	n/a	<	0.0075	mg/L	EPA 300.0	0.0075	0.01			
2008/09-3	ME-CC	lab duplicate	2/9/2009	Nutrient	Orthophosphate as P (Diss)	n/a	=	0.5386	mg/L	EPA 300.0	0.0075	0.01	0	30	
2008/09-3	ME-CC	matrix spike	2/9/2009	Nutrient	Orthophosphate as P (Diss)	n/a	=	0.6894	mg/L	EPA 300.0	0.0075	0.01			
2008/09-3	ME-CC	matrix spike dup	2/9/2009	Nutrient	Orthophosphate as P (Diss)	n/a	=	0.6999	mg/L	EPA 300.0	0.0075	0.01			
2008/09-3	ME-CC	matrix spike dup, rec	2/9/2009	Nutrient	Orthophosphate as P (Diss)	n/a	=	102	%	EPA 300.0	-88	-88	70	130	
2008/09-3	ME-CC	matrix spike, rec	2/9/2009	Nutrient	Orthophosphate as P (Diss)	n/a	=	96	%	EPA 300.0	-88	-88	70	130	
2008/09-3	ME-CC	matrix spike, RPD	2/9/2009	Nutrient	Orthophosphate as P (Diss)	n/a	=	6	%	EPA 300.0	-88	-88	0	30	
2008/09-3	Lab	LCS	2/17/2009	Nutrient	TKN	n/a	=	2.8	mg/L	EPA 351.1	0.05	0.05			
2008/09-3	Lab	LCS, rec	2/17/2009	Nutrient	TKN	n/a	=	90.3	%	EPA 351.1	-88	-88	80	120	
2008/09-3	Lab	method blank	2/17/2009	Nutrient	TKN	n/a	<	0.05	mg/L	EPA 351.1	0.05	0.05			
2008/09-3	ME-CC	lab duplicate	2/17/2009	Nutrient	TKN	n/a	=	0.33	mg/L	EPA 351.1	0.05	0.05	0	20	
2008/09-3	ME-VR2	matrix spike	2/17/2009	Nutrient	TKN	n/a	=	-88	mg/L	EPA 351.1	0.05	0.05			
2008/09-3	ME-VR2	matrix spike dup	2/17/2009	Nutrient	TKN	n/a	=	-88	mg/L	EPA 351.1	0.05	0.05			
2008/09-3	ME-VR2	matrix spike dup, rec	2/17/2009	Nutrient	TKN	n/a	=	88.6	%	EPA 351.1	-88	-88	80	120	
2008/09-3	ME-VR2	matrix spike, rec	2/17/2009	Nutrient	TKN	n/a	=	90.2	%	EPA 351.1	-88	-88	80	120	
2008/09-3	ME-VR2	matrix spike, RPD	2/17/2009	Nutrient	TKN	n/a	=	1.8	%	EPA 351.1	-88	-88	0	20	
2008/09-3	Lab	LCS	2/23/2009	Nutrient	Total Phosphorus	Dissolved	=	0.15	mg/L	SM 4500-P E	0.016	0.05			
2008/09-3	Lab	LCS dup	2/23/2009	Nutrient	Total Phosphorus	Dissolved	=	0.158	mg/L	SM 4500-P E	0.016	0.05			
2008/09-3	Lab	LCS dup, rec	2/23/2009	Nutrient	Total Phosphorus	Dissolved	=	96	%	SM 4500-P E	-88	-88	70	130	
2008/09-3	Lab	LCS, rec	2/23/2009	Nutrient	Total Phosphorus	Dissolved	=	91	%	SM 4500-P E	-88	-88	70	130	
2008/09-3	Lab	LCS, RPD	2/23/2009	Nutrient	Total Phosphorus	Dissolved	=	5	%	SM 4500-P E	-88	-88	0	30	
2008/09-3	Lab	method blank	2/23/2009	Nutrient	Total Phosphorus	Dissolved	<	0.016	mg/L	SM 4500-P E	0.016	0.05			
2008/09-3	ME-CC	lab duplicate	2/23/2009	Nutrient	Total Phosphorus	Dissolved	=	0.609	mg/L	SM 4500-P E	0.016	0.05	0	30	
2008/09-3	ME-CC	matrix spike	2/23/2009	Nutrient	Total Phosphorus	Dissolved	=	0.78	mg/L	SM 4500-P E	0.016	0.05			
2008/09-3	ME-CC	matrix spike dup	2/23/2009	Nutrient	Total Phosphorus	Dissolved	=	0.765	mg/L	SM 4500-P E	0.016	0.05			
2008/09-3	ME-CC	matrix spike dup, rec	2/23/2009	Nutrient	Total Phosphorus	Dissolved	=	96	%	SM 4500-P E	-88	-88	70	130	
2008/09-3	ME-CC	matrix spike, rec	2/23/2009	Nutrient	Total Phosphorus	Dissolved	=	105	%	SM 4500-P E	-88	-88	70	130	
2008/09-3	ME-CC	matrix spike, RPD	2/23/2009	Nutrient	Total Phosphorus	Dissolved	=	9	%	SM 4500-P E	-88	-88	0	30	
2008/09-3	Lab	LCS	2/23/2009	Nutrient	Total Phosphorus	Total	=	0.198	mg/L	SM 4500-P E	0.016	0.05			
2008/09-3	Lab	LCS dup	2/23/2009	Nutrient	Total Phosphorus	Total	=	0.153	mg/L	SM 4500-P E	0.016	0.05			
2008/09-3	Lab	LCS dup, rec	2/23/2009	Nutrient	Total Phosphorus	Total	=	93	%	SM 4500-P E	-88	-88	70	130	
2008/09-3	Lab	LCS, rec	2/23/2009	Nutrient	Total Phosphorus	Total	=	120	%	SM 4500-P E	-88	-88	70	130	
2008/09-3	Lab	LCS, RPD	2/23/2009	Nutrient	Total Phosphorus	Total	=	25	%	SM 4500-P E	-88	-88	0	30	
2008/09-3	Lab	method blank	2/23/2009	Nutrient	Total Phosphorus	Total	<	0.016	mg/L	SM 4500-P E	0.016	0.05			
2008/09-3	ME-CC	lab duplicate	2/23/2009	Nutrient	Total Phosphorus	Total	=	1.053	mg/L	SM 4500-P E	0.016	0.05	0	30	
2008/09-3	ME-CC	matrix spike	2/23/2009	Nutrient	Total Phosphorus	Total	=	2.775	mg/L	SM 4500-P E	0.016	0.05			
2008/09-3	ME-CC	matrix spike dup	2/23/2009	Nutrient	Total Phosphorus	Total	=	2.729	mg/L	SM 4500-P E	0.016	0.05			
2008/09-3	ME-CC	matrix spike dup, rec	2/23/2009	Nutrient	Total Phosphorus	Total	=	101	%	SM 4500-P E	-88	-88	70	130	
2008/09-3	ME-CC	matrix spike, rec	2/23/2009	Nutrient	Total Phosphorus	Total	=	104	%	SM 4500-P E	-88	-88	70	130	
2008/09-3	ME-CC	matrix spike, RPD	2/23/2009	Nutrient	Total Phosphorus	Total	=	3	%	SM 4500-P E	-88	-88	0	30	
2008/09-3	Lab	LCS	3/2/2009	Organic	1,2,4-Trichlorobenzene	n/a	=	0.7002	µg/L	EPA 625m	0.01	0.05			
2008/09-3	Lab	LCS dup	3/2/2009	Organic	1,2,4-Trichlorobenzene	n/a	=	0.4072	µg/L	EPA 625m	0.01	0.05			
2008/09-3	Lab	LCS dup, rec	3/2/2009	Organic	1,2,4-Trichlorobenzene	n/a	=	90	%	EPA 625m	-88	-88	13	140	
2008/09-3	Lab	LCS, rec	3/2/2009	Organic	1,2,4-Trichlorobenzene	n/a	=	77	%	EPA 625m	-88	-88	13	140	
2008/09-3	Lab	LCS, RPD	3/2/2009	Organic	1,2,4-Trichlorobenzene	n/a	=	16	%	EPA 625m	-88	-88	0	30	
2008/09-3	Lab	method blank	3/2/2009	Organic	1,2,4-Trichlorobenzene	n/a	<	0.01	µg/L	EPA 625m	0.01	0.05			

Appendix G
2008/09 QA/QC Analysis Results

Event ID	Site ID	QA/QC Sample Type	Analysis Date	Classification	Constituent	Fraction	Sign	Result	Units	Method	MDL	RL	QA LCL	QA UCL	DQO Comp.
2008/09-3	ME-CC	lab duplicate	3/2/2009	Organic	1,2,4-Trichlorobenzene	n/a	<	0.01	µg/L	EPA 625m	0.01	0.05	0	30	
2008/09-3	ME-CC	matrix spike	3/2/2009	Organic	1,2,4-Trichlorobenzene	n/a	=	0.2557	µg/L	EPA 625m	0.01	0.05			
2008/09-3	ME-CC	matrix spike dup	3/2/2009	Organic	1,2,4-Trichlorobenzene	n/a	=	0.2788	µg/L	EPA 625m	0.01	0.05			
2008/09-3	ME-CC	matrix spike dup, rec	3/2/2009	Organic	1,2,4-Trichlorobenzene	n/a	=	30	%	EPA 625m	-88	-88	13	140	
2008/09-3	ME-CC	matrix spike, rec	3/2/2009	Organic	1,2,4-Trichlorobenzene	n/a	=	27	%	EPA 625m	-88	-88	13	140	
2008/09-3	ME-CC	matrix spike, RPD	3/2/2009	Organic	1,2,4-Trichlorobenzene	n/a	=	11	%	EPA 625m	-88	-88	0	30	
2008/09-3	ME-SCR	field blank	3/2/2009	Organic	1,2,4-Trichlorobenzene	n/a	<	0.01	µg/L	EPA 625m	0.01	0.05			
2008/09-3	Lab	method blank	3/2/2009	Organic	1,2-Dichlorobenzene	n/a	<	0.01	µg/L	EPA 625m	0.01	0.05			
2008/09-3	ME-CC	lab duplicate	3/2/2009	Organic	1,2-Dichlorobenzene	n/a	<	0.01	µg/L	EPA 625m	0.01	0.05	0	30	
2008/09-3	ME-SCR	field blank	3/2/2009	Organic	1,2-Dichlorobenzene	n/a	<	0.01	µg/L	EPA 625m	0.01	0.05			
2008/09-3	Lab	method blank	3/2/2009	Organic	1,3-Dichlorobenzene	n/a	<	0.01	µg/L	EPA 625m	0.01	0.05			
2008/09-3	ME-CC	lab duplicate	3/2/2009	Organic	1,3-Dichlorobenzene	n/a	<	0.01	µg/L	EPA 625m	0.01	0.05	0	30	
2008/09-3	ME-SCR	field blank	3/2/2009	Organic	1,3-Dichlorobenzene	n/a	<	0.01	µg/L	EPA 625m	0.01	0.05			
2008/09-3	Lab	LCS	3/2/2009	Organic	1,4-Dichlorobenzene	n/a	=	0.6653	µg/L	EPA 625m	0.01	0.05			
2008/09-3	Lab	LCS dup	3/2/2009	Organic	1,4-Dichlorobenzene	n/a	=	0.3568	µg/L	EPA 625m	0.01	0.05			
2008/09-3	Lab	LCS dup, rec	3/2/2009	Organic	1,4-Dichlorobenzene	n/a	=	79	%	EPA 625m	-88	-88	4	132	
2008/09-3	Lab	LCS, rec	3/2/2009	Organic	1,4-Dichlorobenzene	n/a	=	73	%	EPA 625m	-88	-88	4	132	
2008/09-3	Lab	LCS, RPD	3/2/2009	Organic	1,4-Dichlorobenzene	n/a	=	8	%	EPA 625m	-88	-88	0	30	
2008/09-3	Lab	method blank	3/2/2009	Organic	1,4-Dichlorobenzene	n/a	<	0.01	µg/L	EPA 625m	0.01	0.05			
2008/09-3	ME-CC	lab duplicate	3/2/2009	Organic	1,4-Dichlorobenzene	n/a	<	0.01	µg/L	EPA 625m	0.01	0.05	0	30	
2008/09-3	ME-CC	matrix spike	3/2/2009	Organic	1,4-Dichlorobenzene	n/a	=	0.2012	µg/L	EPA 625m	0.01	0.05			
2008/09-3	ME-CC	matrix spike dup	3/2/2009	Organic	1,4-Dichlorobenzene	n/a	=	0.2333	µg/L	EPA 625m	0.01	0.05			
2008/09-3	ME-CC	matrix spike dup, rec	3/2/2009	Organic	1,4-Dichlorobenzene	n/a	=	25	%	EPA 625m	-88	-88	4	132	
2008/09-3	ME-CC	matrix spike, rec	3/2/2009	Organic	1,4-Dichlorobenzene	n/a	=	22	%	EPA 625m	-88	-88	4	132	
2008/09-3	ME-CC	matrix spike, RPD	3/2/2009	Organic	1,4-Dichlorobenzene	n/a	=	13	%	EPA 625m	-88	-88	0	30	
2008/09-3	ME-SCR	field blank	3/2/2009	Organic	1,4-Dichlorobenzene	n/a	<	0.01	µg/L	EPA 625m	0.01	0.05			
2008/09-3	Lab	LCS	3/2/2009	Organic	1-Methylnaphthalene	n/a	=	0.1831	µg/L	EPA 625m	0.001	0.005			
2008/09-3	Lab	LCS dup	3/2/2009	Organic	1-Methylnaphthalene	n/a	=	0.2247	µg/L	EPA 625m	0.001	0.005			
2008/09-3	Lab	LCS dup, rec	3/2/2009	Organic	1-Methylnaphthalene	n/a	=	99	%	EPA 625m	-88	-88	55	115	
2008/09-3	Lab	LCS, rec	3/2/2009	Organic	1-Methylnaphthalene	n/a	=	81	%	EPA 625m	-88	-88	55	115	
2008/09-3	Lab	LCS, RPD	3/2/2009	Organic	1-Methylnaphthalene	n/a	=	20	%	EPA 625m	-88	-88	0	30	
2008/09-3	Lab	method blank	3/2/2009	Organic	1-Methylnaphthalene	n/a	<	0.001	µg/L	EPA 625m	0.001	0.005			
2008/09-3	ME-CC	lab duplicate	3/2/2009	Organic	1-Methylnaphthalene	n/a	DNQ	0.0023	µg/L	EPA 625m	0.001	0.005	0	30	
2008/09-3	ME-CC	matrix spike	3/2/2009	Organic	1-Methylnaphthalene	n/a	=	0.2732	µg/L	EPA 625m	0.001	0.005			
2008/09-3	ME-CC	matrix spike dup	3/2/2009	Organic	1-Methylnaphthalene	n/a	=	0.2763	µg/L	EPA 625m	0.001	0.005			
2008/09-3	ME-CC	matrix spike dup, rec	3/2/2009	Organic	1-Methylnaphthalene	n/a	=	59	%	EPA 625m	-88	-88	55	115	
2008/09-3	ME-CC	matrix spike, rec	3/2/2009	Organic	1-Methylnaphthalene	n/a	=	58	%	EPA 625m	-88	-88	55	115	
2008/09-3	ME-CC	matrix spike, RPD	3/2/2009	Organic	1-Methylnaphthalene	n/a	=	2	%	EPA 625m	-88	-88	0	30	
2008/09-3	ME-SCR	field blank	3/2/2009	Organic	1-Methylnaphthalene	n/a	=	0.0109	µg/L	EPA 625m	0.001	0.005			
2008/09-3	Lab	LCS	3/2/2009	Organic	1-Methylphenanthrene	n/a	=	0.2042	µg/L	EPA 625m	0.001	0.005			
2008/09-3	Lab	LCS dup	3/2/2009	Organic	1-Methylphenanthrene	n/a	=	0.1919	µg/L	EPA 625m	0.001	0.005			
2008/09-3	Lab	LCS dup, rec	3/2/2009	Organic	1-Methylphenanthrene	n/a	=	84	%	EPA 625m	-88	-88	65	133	
2008/09-3	Lab	LCS, rec	3/2/2009	Organic	1-Methylphenanthrene	n/a	=	90	%	EPA 625m	-88	-88	65	133	
2008/09-3	Lab	LCS, RPD	3/2/2009	Organic	1-Methylphenanthrene	n/a	=	7	%	EPA 625m	-88	-88	0	30	
2008/09-3	Lab	method blank	3/2/2009	Organic	1-Methylphenanthrene	n/a	<	0.001	µg/L	EPA 625m	0.001	0.005			
2008/09-3	ME-CC	lab duplicate	3/2/2009	Organic	1-Methylphenanthrene	n/a	<	0.001	µg/L	EPA 625m	0.001	0.005	0	30	
2008/09-3	ME-CC	matrix spike	3/2/2009	Organic	1-Methylphenanthrene	n/a	=	0.5745	µg/L	EPA 625m	0.001	0.005			
2008/09-3	ME-CC	matrix spike dup	3/2/2009	Organic	1-Methylphenanthrene	n/a	=	0.5775	µg/L	EPA 625m	0.001	0.005			
2008/09-3	ME-CC	matrix spike dup, rec	3/2/2009	Organic	1-Methylphenanthrene	n/a	=	124	%	EPA 625m	-88	-88	65	133	
2008/09-3	ME-CC	matrix spike, rec	3/2/2009	Organic	1-Methylphenanthrene	n/a	=	123	%	EPA 625m	-88	-88	65	133	
2008/09-3	ME-CC	matrix spike, RPD	3/2/2009	Organic	1-Methylphenanthrene	n/a	=	1	%	EPA 625m	-88	-88	0	30	
2008/09-3	ME-SCR	field blank	3/2/2009	Organic	1-Methylphenanthrene	n/a	=	0.0416	µg/L	EPA 625m	0.001	0.005			
2008/09-3	Lab	LCS	3/2/2009	Organic	2,3,5-Trimethylnaphthalene	n/a	=	0.1831	µg/L	EPA 625m	0.001	0.005			
2008/09-3	Lab	LCS dup	3/2/2009	Organic	2,3,5-Trimethylnaphthalene	n/a	=	0.1922	µg/L	EPA 625m	0.001	0.005			
2008/09-3	Lab	LCS dup, rec	3/2/2009	Organic	2,3,5-Trimethylnaphthalene	n/a	=	85	%	EPA 625m	-88	-88	60	121	
2008/09-3	Lab	LCS, rec	3/2/2009	Organic	2,3,5-Trimethylnaphthalene	n/a	=	81	%	EPA 625m	-88	-88	60	121	

Appendix G
2008/09 QA/QC Analysis Results

Event ID	Site ID	QA/QC Sample Type	Analysis Date	Classification	Constituent	Fraction	Sign	Result	Units	Method	MDL	RL	QA LCL	QA UCL	DQO Comp.
2008/09-3	Lab	LCS, RPD	3/2/2009	Organic	2,3,5-Trimethylnaphthalene	n/a	=	5	%	EPA 625m	-88	-88	0	30	
2008/09-3	Lab	method blank	3/2/2009	Organic	2,3,5-Trimethylnaphthalene	n/a	<	0.001	µg/L	EPA 625m	0.001	0.005			
2008/09-3	ME-CC	lab duplicate	3/2/2009	Organic	2,3,5-Trimethylnaphthalene	n/a	<	0.001	µg/L	EPA 625m	0.001	0.005	0	30	
2008/09-3	ME-CC	matrix spike	3/2/2009	Organic	2,3,5-Trimethylnaphthalene	n/a	=	0.424	µg/L	EPA 625m	0.001	0.005			
2008/09-3	ME-CC	matrix spike dup	3/2/2009	Organic	2,3,5-Trimethylnaphthalene	n/a	=	0.4622	µg/L	EPA 625m	0.001	0.005			
2008/09-3	ME-CC	matrix spike dup, rec	3/2/2009	Organic	2,3,5-Trimethylnaphthalene	n/a	=	99	%	EPA 625m	-88	-88	60	121	
2008/09-3	ME-CC	matrix spike, rec	3/2/2009	Organic	2,3,5-Trimethylnaphthalene	n/a	=	91	%	EPA 625m	-88	-88	60	121	
2008/09-3	ME-CC	matrix spike, RPD	3/2/2009	Organic	2,3,5-Trimethylnaphthalene	n/a	=	8	%	EPA 625m	-88	-88	0	30	
2008/09-3	ME-SCR	field blank	3/2/2009	Organic	2,3,5-Trimethylnaphthalene	n/a	=	0.0068	µg/L	EPA 625m	0.001	0.005			
2008/09-3	Lab	srgt LCS	3/2/2009	Organic	2,4,6-Tribromophenol	n/a	=	0.535	µg/L	EPA 625m	-88	-88	0	0	
2008/09-3	Lab	srgt LCS dup	3/2/2009	Organic	2,4,6-Tribromophenol	n/a	=	0.555	µg/L	EPA 625m	-88	-88	0	0	
2008/09-3	Lab	srgt LCS dup, rec	3/2/2009	Organic	2,4,6-Tribromophenol	n/a	=	111	%	EPA 625m	-88	-88	54	126	
2008/09-3	Lab	srgt LCS, rec	3/2/2009	Organic	2,4,6-Tribromophenol	n/a	=	107	%	EPA 625m	-88	-88	54	126	
2008/09-3	Lab	srgt LCS, RPD	3/2/2009	Organic	2,4,6-Tribromophenol	n/a	=	4	%	EPA 625m	-88	-88	0	30	
2008/09-3	Lab	srgt method blank	3/2/2009	Organic	2,4,6-Tribromophenol	n/a	=	0.56	µg/L	EPA 625m	-88	-88	0	0	
2008/09-3	Lab	srgt method blank, rec	3/2/2009	Organic	2,4,6-Tribromophenol	n/a	=	112	%	EPA 625m	-88	-88	54	126	
2008/09-3	ME-CC	srgt environ	3/2/2009	Organic	2,4,6-Tribromophenol	n/a	=	0.375	µg/L	EPA 625m	-88	-88	0	0	
2008/09-3	ME-CC	srgt environ	3/2/2009	Organic	2,4,6-Tribromophenol	n/a	=	0.39	µg/L	EPA 625m	-88	-88	0	0	
2008/09-3	ME-CC	srgt environ, rec	3/2/2009	Organic	2,4,6-Tribromophenol	n/a	=	78	%	EPA 625m	-88	-88	54	126	
2008/09-3	ME-CC	srgt environ, rec	3/2/2009	Organic	2,4,6-Tribromophenol	n/a	=	75	%	EPA 625m	-88	-88	54	126	
2008/09-3	ME-CC	srgt matrix spike	3/2/2009	Organic	2,4,6-Tribromophenol	n/a	=	0.415	µg/L	EPA 625m	-88	-88	0	0	
2008/09-3	ME-CC	srgt matrix spike dup	3/2/2009	Organic	2,4,6-Tribromophenol	n/a	=	0.425	µg/L	EPA 625m	-88	-88	0	0	
2008/09-3	ME-CC	srgt matrix spike dup, rec	3/2/2009	Organic	2,4,6-Tribromophenol	n/a	=	85	%	EPA 625m	-88	-88	54	126	
2008/09-3	ME-CC	srgt matrix spike, rec	3/2/2009	Organic	2,4,6-Tribromophenol	n/a	=	83	%	EPA 625m	-88	-88	54	126	
2008/09-3	ME-CC	srgt matrix spike, RPD	3/2/2009	Organic	2,4,6-Tribromophenol	n/a	=	0	%	EPA 625m	-88	-88	0	30	
2008/09-3	ME-SCR	srgt environ	3/2/2009	Organic	2,4,6-Tribromophenol	n/a	=	0.385	µg/L	EPA 625m	-88	-88	0	0	
2008/09-3	ME-SCR	srgt environ, rec	3/2/2009	Organic	2,4,6-Tribromophenol	n/a	=	77	%	EPA 625m	-88	-88	54	126	
2008/09-3	ME-SCR	srgt field blank	3/2/2009	Organic	2,4,6-Tribromophenol	n/a	=	0.36	µg/L	EPA 625m	-88	-88	-88	-88	
2008/09-3	ME-SCR	srgt field blank, rec	3/2/2009	Organic	2,4,6-Tribromophenol	n/a	=	72	%	EPA 625m	-88	-88	54	126	
2008/09-3	ME-VR2	srgt environ	3/2/2009	Organic	2,4,6-Tribromophenol	n/a	=	0.4	µg/L	EPA 625m	-88	-88	0	0	
2008/09-3	ME-VR2	srgt environ, rec	3/2/2009	Organic	2,4,6-Tribromophenol	n/a	=	80	%	EPA 625m	-88	-88	54	126	
2008/09-3	Lab	method blank	3/2/2009	Organic	2,4,6-Trichlorophenol	n/a	<	0.05	µg/L	EPA 625m	0.05	0.1			
2008/09-3	ME-CC	lab duplicate	3/2/2009	Organic	2,4,6-Trichlorophenol	n/a	<	0.05	µg/L	EPA 625m	0.05	0.1	0	30	
2008/09-3	ME-SCR	field blank	3/2/2009	Organic	2,4,6-Trichlorophenol	n/a	<	0.05	µg/L	EPA 625m	0.05	0.1			
2008/09-3	Lab	method blank	3/2/2009	Organic	2,4-Dichlorophenol	n/a	<	0.05	µg/L	EPA 625m	0.05	0.1			
2008/09-3	ME-CC	lab duplicate	3/2/2009	Organic	2,4-Dichlorophenol	n/a	<	0.05	µg/L	EPA 625m	0.05	0.1	0	30	
2008/09-3	ME-SCR	field blank	3/2/2009	Organic	2,4-Dichlorophenol	n/a	<	0.05	µg/L	EPA 625m	0.05	0.1			
2008/09-3	Lab	srgt method blank	2/12/2009	Organic	2,4-Dichlorophenylacetic acid	n/a	=	-88	µg/L	EPA 8151A	-88	-88	-88	-88	
2008/09-3	Lab	srgt method blank, rec	2/12/2009	Organic	2,4-Dichlorophenylacetic acid	n/a	=	69	%	EPA 8151A	-88	-88	0	123	
2008/09-3	ME-CC	srgt environ	2/13/2009	Organic	2,4-Dichlorophenylacetic acid	n/a	=	-88	µg/L	EPA 8151A	-88	-88	-88	-88	
2008/09-3	ME-CC	srgt environ, rec	2/13/2009	Organic	2,4-Dichlorophenylacetic acid	n/a	=	184	%	EPA 8151A	-88	-88	0	123	
2008/09-3	ME-SCR	srgt environ	2/13/2009	Organic	2,4-Dichlorophenylacetic acid	n/a	=	-88	µg/L	EPA 8151A	-88	-88	-88	-88	
2008/09-3	ME-SCR	srgt environ, rec	2/13/2009	Organic	2,4-Dichlorophenylacetic acid	n/a	=	165	%	EPA 8151A	-88	-88	0	123	
2008/09-3	ME-VR2	srgt environ	2/13/2009	Organic	2,4-Dichlorophenylacetic acid	n/a	=	-88	µg/L	EPA 8151A	-88	-88	-88	-88	
2008/09-3	ME-VR2	srgt environ, rec	2/13/2009	Organic	2,4-Dichlorophenylacetic acid	n/a	=	399	%	EPA 8151A	-88	-88	0	123	
2008/09-3	Lab	method blank	3/2/2009	Organic	2,4-Dimethylphenol	n/a	<	0.1	µg/L	EPA 625m	0.1	0.2			
2008/09-3	ME-CC	lab duplicate	3/2/2009	Organic	2,4-Dimethylphenol	n/a	<	0.1	µg/L	EPA 625m	0.1	0.2	0	30	
2008/09-3	ME-SCR	field blank	3/2/2009	Organic	2,4-Dimethylphenol	n/a	<	0.1	µg/L	EPA 625m	0.1	0.2			
2008/09-3	Lab	method blank	3/2/2009	Organic	2,4-Dinitrophenol	n/a	<	0.1	µg/L	EPA 625m	0.1	0.2			
2008/09-3	ME-CC	lab duplicate	3/2/2009	Organic	2,4-Dinitrophenol	n/a	<	0.1	µg/L	EPA 625m	0.1	0.2	0	30	
2008/09-3	ME-SCR	field blank	3/2/2009	Organic	2,4-Dinitrophenol	n/a	<	0.1	µg/L	EPA 625m	0.1	0.2			
2008/09-3	Lab	LCS	3/2/2009	Organic	2,4-Dinitrotoluene	n/a	=	1.0206	µg/L	EPA 625m	0.05	0.1			
2008/09-3	Lab	LCS dup	3/2/2009	Organic	2,4-Dinitrotoluene	n/a	=	0.4466	µg/L	EPA 625m	0.05	0.1			
2008/09-3	Lab	LCS dup, rec	3/2/2009	Organic	2,4-Dinitrotoluene	n/a	=	98	%	EPA 625m	-88	-88	59	142	
2008/09-3	Lab	LCS, rec	3/2/2009	Organic	2,4-Dinitrotoluene	n/a	=	112	%	EPA 625m	-88	-88	59	142	
2008/09-3	Lab	LCS, RPD	3/2/2009	Organic	2,4-Dinitrotoluene	n/a	=	13	%	EPA 625m	-88	-88	0	30	

Appendix G
2008/09 QA/QC Analysis Results

Event ID	Site ID	QA/QC Sample Type	Analysis Date	Classification	Constituent	Fraction	Sign	Result	Units	Method	MDL	RL	QA LCL	QA UCL	DQO Comp.
2008/09-3	Lab	method blank	3/2/2009	Organic	2,4-Dinitrotoluene	n/a	<	0.05	µg/L	EPA 625m	0.05	0.1			
2008/09-3	ME-CC	lab duplicate	3/2/2009	Organic	2,4-Dinitrotoluene	n/a	<	0.05	µg/L	EPA 625m	0.05	0.1	0	30	
2008/09-3	ME-CC	matrix spike	3/2/2009	Organic	2,4-Dinitrotoluene	n/a	=	0.5833	µg/L	EPA 625m	0.05	0.1			
2008/09-3	ME-CC	matrix spike dup	3/2/2009	Organic	2,4-Dinitrotoluene	n/a	=	0.5904	µg/L	EPA 625m	0.05	0.1			
2008/09-3	ME-CC	matrix spike dup, rec	3/2/2009	Organic	2,4-Dinitrotoluene	n/a	=	63	%	EPA 625m	-88	-88	59	142	
2008/09-3	ME-CC	matrix spike, rec	3/2/2009	Organic	2,4-Dinitrotoluene	n/a	=	63	%	EPA 625m	-88	-88	59	142	
2008/09-3	ME-CC	matrix spike, RPD	3/2/2009	Organic	2,4-Dinitrotoluene	n/a	=	0	%	EPA 625m	-88	-88	0	30	
2008/09-3	ME-SCR	field blank	3/2/2009	Organic	2,4-Dinitrotoluene	n/a	<	0.05	µg/L	EPA 625m	0.05	0.1			
2008/09-3	Lab	LCS	3/2/2009	Organic	2,6-Dimethylnaphthalene	n/a	=	0.1646	µg/L	EPA 625m	0.001	0.005			
2008/09-3	Lab	LCS dup	3/2/2009	Organic	2,6-Dimethylnaphthalene	n/a	=	0.2083	µg/L	EPA 625m	0.001	0.005			
2008/09-3	Lab	LCS dup, rec	3/2/2009	Organic	2,6-Dimethylnaphthalene	n/a	=	92	%	EPA 625m	-88	-88	56	114	
2008/09-3	Lab	LCS, rec	3/2/2009	Organic	2,6-Dimethylnaphthalene	n/a	=	72	%	EPA 625m	-88	-88	56	114	
2008/09-3	Lab	LCS, RPD	3/2/2009	Organic	2,6-Dimethylnaphthalene	n/a	=	24	%	EPA 625m	-88	-88	0	30	
2008/09-3	Lab	method blank	3/2/2009	Organic	2,6-Dimethylnaphthalene	n/a	<	0.001	µg/L	EPA 625m	0.001	0.005			
2008/09-3	ME-CC	lab duplicate	3/2/2009	Organic	2,6-Dimethylnaphthalene	n/a	DNQ	0.0036	µg/L	EPA 625m	0.001	0.005	0	30	
2008/09-3	ME-CC	matrix spike	3/2/2009	Organic	2,6-Dimethylnaphthalene	n/a	=	0.3574	µg/L	EPA 625m	0.001	0.005			
2008/09-3	ME-CC	matrix spike dup	3/2/2009	Organic	2,6-Dimethylnaphthalene	n/a	=	0.4042	µg/L	EPA 625m	0.001	0.005			
2008/09-3	ME-CC	matrix spike dup, rec	3/2/2009	Organic	2,6-Dimethylnaphthalene	n/a	=	86	%	EPA 625m	-88	-88	56	114	
2008/09-3	ME-CC	matrix spike, rec	3/2/2009	Organic	2,6-Dimethylnaphthalene	n/a	=	76	%	EPA 625m	-88	-88	56	114	
2008/09-3	ME-CC	matrix spike, RPD	3/2/2009	Organic	2,6-Dimethylnaphthalene	n/a	=	12	%	EPA 625m	-88	-88	0	30	
2008/09-3	ME-SCR	field blank	3/2/2009	Organic	2,6-Dimethylnaphthalene	n/a	=	0.0164	µg/L	EPA 625m	0.001	0.005			
2008/09-3	Lab	method blank	3/2/2009	Organic	2,6-Dinitrotoluene	n/a	<	0.05	µg/L	EPA 625m	0.05	0.1			
2008/09-3	ME-CC	lab duplicate	3/2/2009	Organic	2,6-Dinitrotoluene	n/a	<	0.05	µg/L	EPA 625m	0.05	0.1	0	30	
2008/09-3	ME-SCR	field blank	3/2/2009	Organic	2,6-Dinitrotoluene	n/a	<	0.05	µg/L	EPA 625m	0.05	0.1			
2008/09-3	Lab	method blank	3/2/2009	Organic	2-Chloronaphthalene	n/a	<	0.05	µg/L	EPA 625m	0.05	0.1			
2008/09-3	ME-CC	lab duplicate	3/2/2009	Organic	2-Chloronaphthalene	n/a	<	0.05	µg/L	EPA 625m	0.05	0.1	0	30	
2008/09-3	ME-SCR	field blank	3/2/2009	Organic	2-Chloronaphthalene	n/a	<	0.05	µg/L	EPA 625m	0.05	0.1			
2008/09-3	Lab	LCS	3/2/2009	Organic	2-Chlorophenol	n/a	=	2.7681	µg/L	EPA 625m	0.05	0.1			
2008/09-3	Lab	LCS dup	3/2/2009	Organic	2-Chlorophenol	n/a	=	2.7354	µg/L	EPA 625m	0.05	0.1			
2008/09-3	Lab	LCS dup, rec	3/2/2009	Organic	2-Chlorophenol	n/a	=	120	%	EPA 625m	-88	-88	24	124	
2008/09-3	Lab	LCS, rec	3/2/2009	Organic	2-Chlorophenol	n/a	=	122	%	EPA 625m	-88	-88	24	124	
2008/09-3	Lab	LCS, RPD	3/2/2009	Organic	2-Chlorophenol	n/a	=	2	%	EPA 625m	-88	-88	0	30	
2008/09-3	Lab	method blank	3/2/2009	Organic	2-Chlorophenol	n/a	<	0.05	µg/L	EPA 625m	0.05	0.1			
2008/09-3	ME-CC	lab duplicate	3/2/2009	Organic	2-Chlorophenol	n/a	<	0.05	µg/L	EPA 625m	0.05	0.1	0	30	
2008/09-3	ME-CC	matrix spike	3/2/2009	Organic	2-Chlorophenol	n/a	=	2.1481	µg/L	EPA 625m	0.05	0.1			
2008/09-3	ME-CC	matrix spike dup	3/2/2009	Organic	2-Chlorophenol	n/a	=	2.3513	µg/L	EPA 625m	0.05	0.1			
2008/09-3	ME-CC	matrix spike dup, rec	3/2/2009	Organic	2-Chlorophenol	n/a	=	51	%	EPA 625m	-88	-88	24	124	
2008/09-3	ME-CC	matrix spike, rec	3/2/2009	Organic	2-Chlorophenol	n/a	=	46	%	EPA 625m	-88	-88	24	124	
2008/09-3	ME-CC	matrix spike, RPD	3/2/2009	Organic	2-Chlorophenol	n/a	=	10	%	EPA 625m	-88	-88	0	30	
2008/09-3	ME-SCR	field blank	3/2/2009	Organic	2-Chlorophenol	n/a	<	0.05	µg/L	EPA 625m	0.05	0.1			
2008/09-3	Lab	method blank	3/2/2009	Organic	2-Methyl-4,6-dinitrophenol	n/a	<	0.1	µg/L	EPA 625m	0.1	0.2			
2008/09-3	ME-CC	lab duplicate	3/2/2009	Organic	2-Methyl-4,6-dinitrophenol	n/a	<	0.1	µg/L	EPA 625m	0.1	0.2	0	30	
2008/09-3	ME-SCR	field blank	3/2/2009	Organic	2-Methyl-4,6-dinitrophenol	n/a	<	0.1	µg/L	EPA 625m	0.1	0.2			
2008/09-3	Lab	LCS	3/2/2009	Organic	2-Methylnaphthalene	n/a	=	0.2255	µg/L	EPA 625m	0.001	0.005			
2008/09-3	Lab	LCS dup	3/2/2009	Organic	2-Methylnaphthalene	n/a	=	0.2666	µg/L	EPA 625m	0.001	0.005			
2008/09-3	Lab	LCS dup, rec	3/2/2009	Organic	2-Methylnaphthalene	n/a	=	117	%	EPA 625m	-88	-88	44	124	
2008/09-3	Lab	LCS, rec	3/2/2009	Organic	2-Methylnaphthalene	n/a	=	99	%	EPA 625m	-88	-88	44	124	
2008/09-3	Lab	LCS, RPD	3/2/2009	Organic	2-Methylnaphthalene	n/a	=	17	%	EPA 625m	-88	-88	0	30	
2008/09-3	Lab	method blank	3/2/2009	Organic	2-Methylnaphthalene	n/a	<	0.001	µg/L	EPA 625m	0.001	0.005			
2008/09-3	ME-CC	lab duplicate	3/2/2009	Organic	2-Methylnaphthalene	n/a	DNQ	0.0039	µg/L	EPA 625m	0.001	0.005	0	30	
2008/09-3	ME-CC	matrix spike	3/2/2009	Organic	2-Methylnaphthalene	n/a	=	0.3088	µg/L	EPA 625m	0.001	0.005			
2008/09-3	ME-CC	matrix spike dup	3/2/2009	Organic	2-Methylnaphthalene	n/a	=	0.3175	µg/L	EPA 625m	0.001	0.005			
2008/09-3	ME-CC	matrix spike dup, rec	3/2/2009	Organic	2-Methylnaphthalene	n/a	=	67	%	EPA 625m	-88	-88	44	124	
2008/09-3	ME-CC	matrix spike, rec	3/2/2009	Organic	2-Methylnaphthalene	n/a	=	66	%	EPA 625m	-88	-88	44	124	
2008/09-3	ME-CC	matrix spike, RPD	3/2/2009	Organic	2-Methylnaphthalene	n/a	=	2	%	EPA 625m	-88	-88	0	30	
2008/09-3	ME-SCR	field blank	3/2/2009	Organic	2-Methylnaphthalene	n/a	=	0.0137	µg/L	EPA 625m	0.001	0.005			

Appendix G
2008/09 QA/QC Analysis Results

Event ID	Site ID	QA/QC Sample Type	Analysis Date	Classification	Constituent	Fraction	Sign	Result	Units	Method	MDL	RL	QA LCL	QA UCL	DQO Comp.
2008/09-3	Lab	method blank	3/2/2009	Organic	2-Nitrophenol	n/a	<	0.1	µg/L	EPA 625m	0.1	0.2			
2008/09-3	ME-CC	lab duplicate	3/2/2009	Organic	2-Nitrophenol	n/a	<	0.1	µg/L	EPA 625m	0.1	0.2	0	30	
2008/09-3	ME-SCR	field blank	3/2/2009	Organic	2-Nitrophenol	n/a	<	0.1	µg/L	EPA 625m	0.1	0.2			
2008/09-3	Lab	method blank	3/2/2009	Organic	3,3'-Dichlorobenzidine	n/a	<	0.05	µg/L	EPA 625m	0.05	0.1			
2008/09-3	ME-CC	lab duplicate	3/2/2009	Organic	3,3'-Dichlorobenzidine	n/a	<	0.05	µg/L	EPA 625m	0.05	0.1	0	30	
2008/09-3	ME-SCR	field blank	3/2/2009	Organic	3,3'-Dichlorobenzidine	n/a	<	0.05	µg/L	EPA 625m	0.05	0.1			
2008/09-3	Lab	method blank	3/2/2009	Organic	4-Bromophenyl phenyl ether	n/a	<	0.05	µg/L	EPA 625m	0.05	0.1			
2008/09-3	ME-CC	lab duplicate	3/2/2009	Organic	4-Bromophenyl phenyl ether	n/a	<	0.05	µg/L	EPA 625m	0.05	0.1	0	30	
2008/09-3	ME-SCR	field blank	3/2/2009	Organic	4-Bromophenyl phenyl ether	n/a	<	0.05	µg/L	EPA 625m	0.05	0.1			
2008/09-3	Lab	LCS	3/2/2009	Organic	4-Chloro-3-methylphenol	n/a	=	2.535	µg/L	EPA 625m	0.1	0.2			
2008/09-3	Lab	LCS dup	3/2/2009	Organic	4-Chloro-3-methylphenol	n/a	=	2.7435	µg/L	EPA 625m	0.1	0.2			
2008/09-3	Lab	LCS dup, rec	3/2/2009	Organic	4-Chloro-3-methylphenol	n/a	=	121	%	EPA 625m	-88	-88	44	131	
2008/09-3	Lab	LCS, rec	3/2/2009	Organic	4-Chloro-3-methylphenol	n/a	=	112	%	EPA 625m	-88	-88	44	131	
2008/09-3	Lab	LCS, RPD	3/2/2009	Organic	4-Chloro-3-methylphenol	n/a	=	8	%	EPA 625m	-88	-88	0	30	
2008/09-3	Lab	method blank	3/2/2009	Organic	4-Chloro-3-methylphenol	n/a	<	0.1	µg/L	EPA 625m	0.1	0.2			
2008/09-3	ME-CC	lab duplicate	3/2/2009	Organic	4-Chloro-3-methylphenol	n/a	<	0.1	µg/L	EPA 625m	0.1	0.2	0	30	
2008/09-3	ME-CC	matrix spike	3/2/2009	Organic	4-Chloro-3-methylphenol	n/a	=	2.9291	µg/L	EPA 625m	0.1	0.2			
2008/09-3	ME-CC	matrix spike dup	3/2/2009	Organic	4-Chloro-3-methylphenol	n/a	=	3.1338	µg/L	EPA 625m	0.1	0.2			
2008/09-3	ME-CC	matrix spike dup, rec	3/2/2009	Organic	4-Chloro-3-methylphenol	n/a	=	67	%	EPA 625m	-88	-88	44	131	
2008/09-3	ME-CC	matrix spike, rec	3/2/2009	Organic	4-Chloro-3-methylphenol	n/a	=	63	%	EPA 625m	-88	-88	44	131	
2008/09-3	ME-CC	matrix spike, RPD	3/2/2009	Organic	4-Chloro-3-methylphenol	n/a	=	6	%	EPA 625m	-88	-88	0	30	
2008/09-3	ME-SCR	field blank	3/2/2009	Organic	4-Chloro-3-methylphenol	n/a	<	0.1	µg/L	EPA 625m	0.1	0.2			
2008/09-3	Lab	method blank	3/2/2009	Organic	4-Chlorophenyl phenyl ether	n/a	<	0.05	µg/L	EPA 625m	0.05	0.1			
2008/09-3	ME-CC	lab duplicate	3/2/2009	Organic	4-Chlorophenyl phenyl ether	n/a	<	0.05	µg/L	EPA 625m	0.05	0.1	0	30	
2008/09-3	ME-SCR	field blank	3/2/2009	Organic	4-Chlorophenyl phenyl ether	n/a	<	0.05	µg/L	EPA 625m	0.05	0.1			
2008/09-3	Lab	LCS	3/2/2009	Organic	4-Nitrophenol	n/a	=	0.8426	µg/L	EPA 625m	0.1	0.2			
2008/09-3	Lab	LCS dup	3/2/2009	Organic	4-Nitrophenol	n/a	=	0.8112	µg/L	EPA 625m	0.1	0.2			
2008/09-3	Lab	LCS dup, rec	3/2/2009	Organic	4-Nitrophenol	n/a	=	36	%	EPA 625m	-88	-88	0	169	
2008/09-3	Lab	LCS, rec	3/2/2009	Organic	4-Nitrophenol	n/a	=	37	%	EPA 625m	-88	-88	0	169	
2008/09-3	Lab	LCS, RPD	3/2/2009	Organic	4-Nitrophenol	n/a	=	3	%	EPA 625m	-88	-88	0	30	
2008/09-3	Lab	method blank	3/2/2009	Organic	4-Nitrophenol	n/a	<	0.1	µg/L	EPA 625m	0.1	0.2			
2008/09-3	ME-CC	lab duplicate	3/2/2009	Organic	4-Nitrophenol	n/a	<	0.1	µg/L	EPA 625m	0.1	0.2	0	30	
2008/09-3	ME-CC	matrix spike	3/2/2009	Organic	4-Nitrophenol	n/a	=	0	µg/L	EPA 625m	0.1	0.2			
2008/09-3	ME-CC	matrix spike dup	3/2/2009	Organic	4-Nitrophenol	n/a	=	0	µg/L	EPA 625m	0.1	0.2			
2008/09-3	ME-CC	matrix spike dup, rec	3/2/2009	Organic	4-Nitrophenol	n/a	=	0	%	EPA 625m	-88	-88	0	169	
2008/09-3	ME-CC	matrix spike, rec	3/2/2009	Organic	4-Nitrophenol	n/a	=	0	%	EPA 625m	-88	-88	0	169	
2008/09-3	ME-CC	matrix spike, RPD	3/2/2009	Organic	4-Nitrophenol	n/a	=	0	%	EPA 625m	-88	-88	0	30	
2008/09-3	ME-SCR	field blank	3/2/2009	Organic	4-Nitrophenol	n/a	<	0.1	µg/L	EPA 625m	0.1	0.2			
2008/09-3	Lab	LCS	3/2/2009	Organic	Acenaphthene	n/a	=	1.2508	µg/L	EPA 625m	0.001	0.005			
2008/09-3	Lab	LCS dup	3/2/2009	Organic	Acenaphthene	n/a	=	0.7639	µg/L	EPA 625m	0.001	0.005			
2008/09-3	Lab	LCS dup, rec	3/2/2009	Organic	Acenaphthene	n/a	=	112	%	EPA 625m	-88	-88	61	116	
2008/09-3	Lab	LCS, rec	3/2/2009	Organic	Acenaphthene	n/a	=	110	%	EPA 625m	-88	-88	61	116	
2008/09-3	Lab	LCS, RPD	3/2/2009	Organic	Acenaphthene	n/a	=	2	%	EPA 625m	-88	-88	0	30	
2008/09-3	Lab	method blank	3/2/2009	Organic	Acenaphthene	n/a	<	0.001	µg/L	EPA 625m	0.001	0.005			
2008/09-3	ME-CC	lab duplicate	3/2/2009	Organic	Acenaphthene	n/a	<	0.001	µg/L	EPA 625m	0.001	0.005	0	30	
2008/09-3	ME-CC	matrix spike	3/2/2009	Organic	Acenaphthene	n/a	=	0.9158	µg/L	EPA 625m	0.001	0.005			
2008/09-3	ME-CC	matrix spike dup	3/2/2009	Organic	Acenaphthene	n/a	=	0.9654	µg/L	EPA 625m	0.001	0.005			
2008/09-3	ME-CC	matrix spike dup, rec	3/2/2009	Organic	Acenaphthene	n/a	=	69	%	EPA 625m	-88	-88	61	116	
2008/09-3	ME-CC	matrix spike, rec	3/2/2009	Organic	Acenaphthene	n/a	=	66	%	EPA 625m	-88	-88	61	116	
2008/09-3	ME-CC	matrix spike, RPD	3/2/2009	Organic	Acenaphthene	n/a	=	4	%	EPA 625m	-88	-88	0	30	
2008/09-3	ME-SCR	field blank	3/2/2009	Organic	Acenaphthene	n/a	DNQ	0.0019	µg/L	EPA 625m	0.001	0.005			
2008/09-3	Lab	srgt LCS	3/2/2009	Organic	Acenaphthene-d10	n/a	=	0.34	µg/L	EPA 625m	-88	-88	0	0	
2008/09-3	Lab	srgt LCS dup	3/2/2009	Organic	Acenaphthene-d10	n/a	=	0.445	µg/L	EPA 625m	-88	-88	0	0	
2008/09-3	Lab	srgt LCS dup, rec	3/2/2009	Organic	Acenaphthene-d10	n/a	=	89	%	EPA 625m	-88	-88	63	111	
2008/09-3	Lab	srgt LCS, rec	3/2/2009	Organic	Acenaphthene-d10	n/a	=	68	%	EPA 625m	-88	-88	63	111	
2008/09-3	Lab	srgt LCS, RPD	3/2/2009	Organic	Acenaphthene-d10	n/a	=	27	%	EPA 625m	-88	-88	0	30	

Appendix G
2008/09 QA/QC Analysis Results

Event ID	Site ID	QA/QC Sample Type	Analysis Date	Classification	Constituent	Fraction	Sign	Result	Units	Method	MDL	RL	QA LCL	QA UCL	DQO Comp.
2008/09-3	Lab	srgt method blank	3/2/2009	Organic	Acenaphthene-d10	n/a	=	0.37	µg/L	EPA 625m	-88	-88	0	0	
2008/09-3	Lab	srgt method blank, rec	3/2/2009	Organic	Acenaphthene-d10	n/a	=	74	%	EPA 625m	-88	-88	63	111	
2008/09-3	ME-CC	srgt environ	3/2/2009	Organic	Acenaphthene-d10	n/a	=	0.305	µg/L	EPA 625m	-88	-88	0	0	
2008/09-3	ME-CC	srgt environ	3/2/2009	Organic	Acenaphthene-d10	n/a	=	0.31	µg/L	EPA 625m	-88	-88	0	0	
2008/09-3	ME-CC	srgt environ, rec	3/2/2009	Organic	Acenaphthene-d10	n/a	=	62	%	EPA 625m	-88	-88	63	111	
2008/09-3	ME-CC	srgt environ, rec	3/2/2009	Organic	Acenaphthene-d10	n/a	=	61	%	EPA 625m	-88	-88	63	111	
2008/09-3	ME-CC	srgt matrix spike	3/2/2009	Organic	Acenaphthene-d10	n/a	=	0.305	µg/L	EPA 625m	-88	-88	0	0	
2008/09-3	ME-CC	srgt matrix spike dup	3/2/2009	Organic	Acenaphthene-d10	n/a	=	0.34	µg/L	EPA 625m	-88	-88	0	0	
2008/09-3	ME-CC	srgt matrix spike dup, rec	3/2/2009	Organic	Acenaphthene-d10	n/a	=	68	%	EPA 625m	-88	-88	63	111	
2008/09-3	ME-CC	srgt matrix spike, rec	3/2/2009	Organic	Acenaphthene-d10	n/a	=	61	%	EPA 625m	-88	-88	63	111	
2008/09-3	ME-CC	srgt matrix spike, RPD	3/2/2009	Organic	Acenaphthene-d10	n/a	=	0	%	EPA 625m	-88	-88	0	30	
2008/09-3	ME-SCR	srgt environ	3/2/2009	Organic	Acenaphthene-d10	n/a	=	0.28	µg/L	EPA 625m	-88	-88	0	0	
2008/09-3	ME-SCR	srgt environ, rec	3/2/2009	Organic	Acenaphthene-d10	n/a	=	56	%	EPA 625m	-88	-88	63	111	
2008/09-3	ME-SCR	srgt field blank	3/2/2009	Organic	Acenaphthene-d10	n/a	=	0.29	µg/L	EPA 625m	-88	-88	0	0	
2008/09-3	ME-SCR	srgt field blank, rec	3/2/2009	Organic	Acenaphthene-d10	n/a	=	58	%	EPA 625m	-88	-88	63	111	
2008/09-3	ME-VR2	srgt environ	3/2/2009	Organic	Acenaphthene-d10	n/a	=	0.315	µg/L	EPA 625m	-88	-88	0	0	
2008/09-3	ME-VR2	srgt environ, rec	3/2/2009	Organic	Acenaphthene-d10	n/a	=	63	%	EPA 625m	-88	-88	63	111	
2008/09-3	Lab	LCS	3/2/2009	Organic	Acenaphthylene	n/a	=	0.1668	µg/L	EPA 625m	0.001	0.005			
2008/09-3	Lab	LCS dup	3/2/2009	Organic	Acenaphthylene	n/a	=	0.2101	µg/L	EPA 625m	0.001	0.005			
2008/09-3	Lab	LCS dup, rec	3/2/2009	Organic	Acenaphthylene	n/a	=	92	%	EPA 625m	-88	-88	62	115	
2008/09-3	Lab	LCS, rec	3/2/2009	Organic	Acenaphthylene	n/a	=	73	%	EPA 625m	-88	-88	62	115	
2008/09-3	Lab	LCS, RPD	3/2/2009	Organic	Acenaphthylene	n/a	=	23	%	EPA 625m	-88	-88	0	30	
2008/09-3	Lab	method blank	3/2/2009	Organic	Acenaphthylene	n/a	<	0.001	µg/L	EPA 625m	0.001	0.005			
2008/09-3	ME-CC	lab duplicate	3/2/2009	Organic	Acenaphthylene	n/a	<	0.001	µg/L	EPA 625m	0.001	0.005	0	30	
2008/09-3	ME-CC	matrix spike	3/2/2009	Organic	Acenaphthylene	n/a	=	0.3695	µg/L	EPA 625m	0.001	0.005			
2008/09-3	ME-CC	matrix spike dup	3/2/2009	Organic	Acenaphthylene	n/a	=	0.4114	µg/L	EPA 625m	0.001	0.005			
2008/09-3	ME-CC	matrix spike dup, rec	3/2/2009	Organic	Acenaphthylene	n/a	=	88	%	EPA 625m	-88	-88	62	115	
2008/09-3	ME-CC	matrix spike, rec	3/2/2009	Organic	Acenaphthylene	n/a	=	79	%	EPA 625m	-88	-88	62	115	
2008/09-3	ME-CC	matrix spike, RPD	3/2/2009	Organic	Acenaphthylene	n/a	=	11	%	EPA 625m	-88	-88	0	30	
2008/09-3	ME-SCR	field blank	3/2/2009	Organic	Acenaphthylene	n/a	<	0.001	µg/L	EPA 625m	0.001	0.005			
2008/09-3	Lab	LCS	3/2/2009	Organic	Anthracene	n/a	=	0.1777	µg/L	EPA 625m	0.001	0.005			
2008/09-3	Lab	LCS dup	3/2/2009	Organic	Anthracene	n/a	=	0.1717	µg/L	EPA 625m	0.001	0.005			
2008/09-3	Lab	LCS dup, rec	3/2/2009	Organic	Anthracene	n/a	=	76	%	EPA 625m	-88	-88	64	112	
2008/09-3	Lab	LCS, rec	3/2/2009	Organic	Anthracene	n/a	=	78	%	EPA 625m	-88	-88	64	112	
2008/09-3	Lab	LCS, RPD	3/2/2009	Organic	Anthracene	n/a	=	3	%	EPA 625m	-88	-88	0	30	
2008/09-3	Lab	method blank	3/2/2009	Organic	Anthracene	n/a	<	0.001	µg/L	EPA 625m	0.001	0.005			
2008/09-3	ME-CC	lab duplicate	3/2/2009	Organic	Anthracene	n/a	<	0.001	µg/L	EPA 625m	0.001	0.005	0	30	
2008/09-3	ME-CC	matrix spike	3/2/2009	Organic	Anthracene	n/a	=	0.3575	µg/L	EPA 625m	0.001	0.005			
2008/09-3	ME-CC	matrix spike dup	3/2/2009	Organic	Anthracene	n/a	=	0.3737	µg/L	EPA 625m	0.001	0.005			
2008/09-3	ME-CC	matrix spike dup, rec	3/2/2009	Organic	Anthracene	n/a	=	80	%	EPA 625m	-88	-88	64	112	
2008/09-3	ME-CC	matrix spike, rec	3/2/2009	Organic	Anthracene	n/a	=	77	%	EPA 625m	-88	-88	64	112	
2008/09-3	ME-CC	matrix spike, RPD	3/2/2009	Organic	Anthracene	n/a	=	4	%	EPA 625m	-88	-88	0	30	
2008/09-3	ME-SCR	field blank	3/2/2009	Organic	Anthracene	n/a	<	0.001	µg/L	EPA 625m	0.001	0.005			
2008/09-3	Lab	method blank	3/2/2009	Organic	Azobenzene	n/a	<	0.05	µg/L	EPA 625m	0.05	0.1			
2008/09-3	ME-CC	lab duplicate	3/2/2009	Organic	Azobenzene	n/a	<	0.05	µg/L	EPA 625m	0.05	0.1	0	30	
2008/09-3	ME-SCR	field blank	3/2/2009	Organic	Azobenzene	n/a	<	0.05	µg/L	EPA 625m	0.05	0.1			
2008/09-3	Lab	method blank	3/2/2009	Organic	Benzidine	n/a	<	0.05	µg/L	EPA 625m	0.05	0.1			
2008/09-3	ME-CC	lab duplicate	3/2/2009	Organic	Benzidine	n/a	<	0.05	µg/L	EPA 625m	0.05	0.1	0	30	
2008/09-3	ME-SCR	field blank	3/2/2009	Organic	Benzidine	n/a	<	0.05	µg/L	EPA 625m	0.05	0.1			
2008/09-3	Lab	LCS	3/2/2009	Organic	Benzo(a)anthracene	n/a	=	0.1431	µg/L	EPA 625m	0.001	0.005			
2008/09-3	Lab	LCS dup	3/2/2009	Organic	Benzo(a)anthracene	n/a	=	0.1546	µg/L	EPA 625m	0.001	0.005			
2008/09-3	Lab	LCS dup, rec	3/2/2009	Organic	Benzo(a)anthracene	n/a	=	68	%	EPA 625m	-88	-88	56	151	
2008/09-3	Lab	LCS, rec	3/2/2009	Organic	Benzo(a)anthracene	n/a	=	63	%	EPA 625m	-88	-88	56	151	
2008/09-3	Lab	LCS, RPD	3/2/2009	Organic	Benzo(a)anthracene	n/a	=	8	%	EPA 625m	-88	-88	0	30	
2008/09-3	Lab	method blank	3/2/2009	Organic	Benzo(a)anthracene	n/a	<	0.001	µg/L	EPA 625m	0.001	0.005			
2008/09-3	ME-CC	lab duplicate	3/2/2009	Organic	Benzo(a)anthracene	n/a	DNQ	0.0017	µg/L	EPA 625m	0.001	0.005	0	30	

Appendix G
2008/09 QA/QC Analysis Results

Event ID	Site ID	QA/QC Sample Type	Analysis Date	Classification	Constituent	Fraction	Sign	Result	Units	Method	MDL	RL	QA LCL	QA UCL	DQO Comp.
2008/09-3	ME-CC	matrix spike	3/2/2009	Organic	Benzo(a)anthracene	n/a	=	0.4518	µg/L	EPA 625m	0.001	0.005			
2008/09-3	ME-CC	matrix spike dup	3/2/2009	Organic	Benzo(a)anthracene	n/a	=	0.4413	µg/L	EPA 625m	0.001	0.005			
2008/09-3	ME-CC	matrix spike dup, rec	3/2/2009	Organic	Benzo(a)anthracene	n/a	=	94	%	EPA 625m	-88	-88	56	151	
2008/09-3	ME-CC	matrix spike, rec	3/2/2009	Organic	Benzo(a)anthracene	n/a	=	97	%	EPA 625m	-88	-88	56	151	
2008/09-3	ME-CC	matrix spike, RPD	3/2/2009	Organic	Benzo(a)anthracene	n/a	=	3	%	EPA 625m	-88	-88	0	30	
2008/09-3	ME-SCR	field blank	3/2/2009	Organic	Benzo(a)anthracene	n/a	=	0.0091	µg/L	EPA 625m	0.001	0.005			
2008/09-3	Lab	LCS	3/2/2009	Organic	Benzo(a)pyrene	n/a	=	0.1859	µg/L	EPA 625m	0.001	0.005			
2008/09-3	Lab	LCS dup	3/2/2009	Organic	Benzo(a)pyrene	n/a	=	0.1868	µg/L	EPA 625m	0.001	0.005			
2008/09-3	Lab	LCS dup, rec	3/2/2009	Organic	Benzo(a)pyrene	n/a	=	82	%	EPA 625m	-88	-88	50	153	
2008/09-3	Lab	LCS, rec	3/2/2009	Organic	Benzo(a)pyrene	n/a	=	82	%	EPA 625m	-88	-88	50	153	
2008/09-3	Lab	LCS, RPD	3/2/2009	Organic	Benzo(a)pyrene	n/a	=	0	%	EPA 625m	-88	-88	0	30	
2008/09-3	Lab	method blank	3/2/2009	Organic	Benzo(a)pyrene	n/a	<	0.001	µg/L	EPA 625m	0.001	0.005			
2008/09-3	ME-CC	lab duplicate	3/2/2009	Organic	Benzo(a)pyrene	n/a	DNQ	0.0021	µg/L	EPA 625m	0.001	0.005	0	30	
2008/09-3	ME-CC	matrix spike	3/2/2009	Organic	Benzo(a)pyrene	n/a	=	0.4141	µg/L	EPA 625m	0.001	0.005			
2008/09-3	ME-CC	matrix spike dup	3/2/2009	Organic	Benzo(a)pyrene	n/a	=	0.4032	µg/L	EPA 625m	0.001	0.005			
2008/09-3	ME-CC	matrix spike dup, rec	3/2/2009	Organic	Benzo(a)pyrene	n/a	=	86	%	EPA 625m	-88	-88	50	153	
2008/09-3	ME-CC	matrix spike, rec	3/2/2009	Organic	Benzo(a)pyrene	n/a	=	89	%	EPA 625m	-88	-88	50	153	
2008/09-3	ME-CC	matrix spike, RPD	3/2/2009	Organic	Benzo(a)pyrene	n/a	=	3	%	EPA 625m	-88	-88	0	30	
2008/09-3	ME-SCR	field blank	3/2/2009	Organic	Benzo(a)pyrene	n/a	=	0.0138	µg/L	EPA 625m	0.001	0.005			
2008/09-3	Lab	LCS	3/2/2009	Organic	Benzo(b)fluoranthene	n/a	=	0.1582	µg/L	EPA 625m	0.001	0.005			
2008/09-3	Lab	LCS dup	3/2/2009	Organic	Benzo(b)fluoranthene	n/a	=	0.1609	µg/L	EPA 625m	0.001	0.005			
2008/09-3	Lab	LCS dup, rec	3/2/2009	Organic	Benzo(b)fluoranthene	n/a	=	71	%	EPA 625m	-88	-88	45	155	
2008/09-3	Lab	LCS, rec	3/2/2009	Organic	Benzo(b)fluoranthene	n/a	=	70	%	EPA 625m	-88	-88	45	155	
2008/09-3	Lab	LCS, RPD	3/2/2009	Organic	Benzo(b)fluoranthene	n/a	=	1	%	EPA 625m	-88	-88	0	30	
2008/09-3	Lab	method blank	3/2/2009	Organic	Benzo(b)fluoranthene	n/a	<	0.001	µg/L	EPA 625m	0.001	0.005			
2008/09-3	ME-CC	lab duplicate	3/2/2009	Organic	Benzo(b)fluoranthene	n/a	=	0.0057	µg/L	EPA 625m	0.001	0.005	0	30	
2008/09-3	ME-CC	matrix spike	3/2/2009	Organic	Benzo(b)fluoranthene	n/a	=	0.4384	µg/L	EPA 625m	0.001	0.005			
2008/09-3	ME-CC	matrix spike dup	3/2/2009	Organic	Benzo(b)fluoranthene	n/a	=	0.4389	µg/L	EPA 625m	0.001	0.005			
2008/09-3	ME-CC	matrix spike dup, rec	3/2/2009	Organic	Benzo(b)fluoranthene	n/a	=	93	%	EPA 625m	-88	-88	45	155	
2008/09-3	ME-CC	matrix spike, rec	3/2/2009	Organic	Benzo(b)fluoranthene	n/a	=	93	%	EPA 625m	-88	-88	45	155	
2008/09-3	ME-CC	matrix spike, RPD	3/2/2009	Organic	Benzo(b)fluoranthene	n/a	=	0	%	EPA 625m	-88	-88	0	30	
2008/09-3	ME-SCR	field blank	3/2/2009	Organic	Benzo(b)fluoranthene	n/a	=	0.0097	µg/L	EPA 625m	0.001	0.005			
2008/09-3	Lab	LCS	3/2/2009	Organic	Benzo(e)pyrene	n/a	=	0.1754	µg/L	EPA 625m	0.001	0.005			
2008/09-3	Lab	LCS dup	3/2/2009	Organic	Benzo(e)pyrene	n/a	=	0.1987	µg/L	EPA 625m	0.001	0.005			
2008/09-3	Lab	LCS dup, rec	3/2/2009	Organic	Benzo(e)pyrene	n/a	=	87	%	EPA 625m	-88	-88	49	146	
2008/09-3	Lab	LCS, rec	3/2/2009	Organic	Benzo(e)pyrene	n/a	=	77	%	EPA 625m	-88	-88	49	146	
2008/09-3	Lab	LCS, RPD	3/2/2009	Organic	Benzo(e)pyrene	n/a	=	12	%	EPA 625m	-88	-88	0	30	
2008/09-3	Lab	method blank	3/2/2009	Organic	Benzo(e)pyrene	n/a	<	0.001	µg/L	EPA 625m	0.001	0.005			
2008/09-3	ME-CC	lab duplicate	3/2/2009	Organic	Benzo(e)pyrene	n/a	=	0.0054	µg/L	EPA 625m	0.001	0.005	0	30	
2008/09-3	ME-CC	matrix spike	3/2/2009	Organic	Benzo(e)pyrene	n/a	=	0.4839	µg/L	EPA 625m	0.001	0.005			
2008/09-3	ME-CC	matrix spike dup	3/2/2009	Organic	Benzo(e)pyrene	n/a	=	0.4767	µg/L	EPA 625m	0.001	0.005			
2008/09-3	ME-CC	matrix spike dup, rec	3/2/2009	Organic	Benzo(e)pyrene	n/a	=	101	%	EPA 625m	-88	-88	49	146	
2008/09-3	ME-CC	matrix spike, rec	3/2/2009	Organic	Benzo(e)pyrene	n/a	=	103	%	EPA 625m	-88	-88	49	146	
2008/09-3	ME-CC	matrix spike, RPD	3/2/2009	Organic	Benzo(e)pyrene	n/a	=	2	%	EPA 625m	-88	-88	0	30	
2008/09-3	ME-SCR	field blank	3/2/2009	Organic	Benzo(g,h,i)perylene	n/a	=	0.0192	µg/L	EPA 625m	0.001	0.005			
2008/09-3	Lab	LCS	3/2/2009	Organic	Benzo(g,h,i)perylene	n/a	=	0.1717	µg/L	EPA 625m	0.001	0.005			
2008/09-3	Lab	LCS dup	3/2/2009	Organic	Benzo(g,h,i)perylene	n/a	=	0.1991	µg/L	EPA 625m	0.001	0.005			
2008/09-3	Lab	LCS dup, rec	3/2/2009	Organic	Benzo(g,h,i)perylene	n/a	=	88	%	EPA 625m	-88	-88	45	165	
2008/09-3	Lab	LCS, rec	3/2/2009	Organic	Benzo(g,h,i)perylene	n/a	=	76	%	EPA 625m	-88	-88	45	165	
2008/09-3	Lab	LCS, RPD	3/2/2009	Organic	Benzo(g,h,i)perylene	n/a	=	15	%	EPA 625m	-88	-88	0	30	
2008/09-3	Lab	method blank	3/2/2009	Organic	Benzo(g,h,i)perylene	n/a	<	0.001	µg/L	EPA 625m	0.001	0.005			
2008/09-3	ME-CC	lab duplicate	3/2/2009	Organic	Benzo(g,h,i)perylene	n/a	DNQ	0.004	µg/L	EPA 625m	0.001	0.005	0	30	
2008/09-3	ME-CC	matrix spike	3/2/2009	Organic	Benzo(g,h,i)perylene	n/a	=	0.3629	µg/L	EPA 625m	0.001	0.005			
2008/09-3	ME-CC	matrix spike dup	3/2/2009	Organic	Benzo(g,h,i)perylene	n/a	=	0.3609	µg/L	EPA 625m	0.001	0.005			
2008/09-3	ME-CC	matrix spike dup, rec	3/2/2009	Organic	Benzo(g,h,i)perylene	n/a	=	77	%	EPA 625m	-88	-88	45	165	
2008/09-3	ME-CC	matrix spike, rec	3/2/2009	Organic	Benzo(g,h,i)perylene	n/a	=	77	%	EPA 625m	-88	-88	45	165	

Appendix G
2008/09 QA/QC Analysis Results

Event ID	Site ID	QA/QC Sample Type	Analysis Date	Classification	Constituent	Fraction	Sign	Result	Units	Method	MDL	RL	QA LCL	QA UCL	DQO Comp.
2008/09-3	ME-CC	matrix spike, RPD	3/2/2009	Organic	Benzo(g,h,i)perylene	n/a	=	0	%	EPA 625m	-88	-88	0	30	
2008/09-3	ME-SCR	field blank	3/2/2009	Organic	Benzo(g,h,i)perylene	n/a	=	0.0059	µg/L	EPA 625m	0.001	0.005			
2008/09-3	Lab	LCS	3/2/2009	Organic	Benzo(k)fluoranthene	n/a	=	0.1534	µg/L	EPA 625m	0.001	0.005			
2008/09-3	Lab	LCS dup	3/2/2009	Organic	Benzo(k)fluoranthene	n/a	=	0.1629	µg/L	EPA 625m	0.001	0.005			
2008/09-3	Lab	LCS dup, rec	3/2/2009	Organic	Benzo(k)fluoranthene	n/a	=	72	%	EPA 625m	-88	-88	61	143	
2008/09-3	Lab	LCS, rec	3/2/2009	Organic	Benzo(k)fluoranthene	n/a	=	68	%	EPA 625m	-88	-88	61	143	
2008/09-3	Lab	LCS, RPD	3/2/2009	Organic	Benzo(k)fluoranthene	n/a	=	6	%	EPA 625m	-88	-88	0	30	
2008/09-3	Lab	method blank	3/2/2009	Organic	Benzo(k)fluoranthene	n/a	<	0.001	µg/L	EPA 625m	0.001	0.005			
2008/09-3	ME-CC	lab duplicate	3/2/2009	Organic	Benzo(k)fluoranthene	n/a	DNQ	0.0035	µg/L	EPA 625m	0.001	0.005	0	30	
2008/09-3	ME-CC	matrix spike	3/2/2009	Organic	Benzo(k)fluoranthene	n/a	=	0.4666	µg/L	EPA 625m	0.001	0.005			
2008/09-3	ME-CC	matrix spike dup	3/2/2009	Organic	Benzo(k)fluoranthene	n/a	=	0.4695	µg/L	EPA 625m	0.001	0.005			
2008/09-3	ME-CC	matrix spike dup, rec	3/2/2009	Organic	Benzo(k)fluoranthene	n/a	=	100	%	EPA 625m	-88	-88	61	143	
2008/09-3	ME-CC	matrix spike, rec	3/2/2009	Organic	Benzo(k)fluoranthene	n/a	=	100	%	EPA 625m	-88	-88	61	143	
2008/09-3	ME-CC	matrix spike, RPD	3/2/2009	Organic	Benzo(k)fluoranthene	n/a	=	0	%	EPA 625m	-88	-88	0	30	
2008/09-3	ME-SCR	field blank	3/2/2009	Organic	Benzo(k)fluoranthene	n/a	<	0.001	µg/L	EPA 625m	0.001	0.005			
2008/09-3	Lab	LCS	3/2/2009	Organic	Biphenyl	n/a	=	0.195	µg/L	EPA 625m	0.001	0.005			
2008/09-3	Lab	LCS dup	3/2/2009	Organic	Biphenyl	n/a	=	0.253	µg/L	EPA 625m	0.001	0.005			
2008/09-3	Lab	LCS dup, rec	3/2/2009	Organic	Biphenyl	n/a	=	111	%	EPA 625m	-88	-88	47	118	
2008/09-3	Lab	LCS, rec	3/2/2009	Organic	Biphenyl	n/a	=	86	%	EPA 625m	-88	-88	47	118	
2008/09-3	Lab	LCS, RPD	3/2/2009	Organic	Biphenyl	n/a	=	25	%	EPA 625m	-88	-88	0	30	
2008/09-3	Lab	method blank	3/2/2009	Organic	Biphenyl	n/a	<	0.001	µg/L	EPA 625m	0.001	0.005			
2008/09-3	ME-CC	lab duplicate	3/2/2009	Organic	Biphenyl	n/a	DNQ	0.0022	µg/L	EPA 625m	0.001	0.005	0	30	
2008/09-3	ME-CC	matrix spike	3/2/2009	Organic	Biphenyl	n/a	=	0.2506	µg/L	EPA 625m	0.001	0.005			
2008/09-3	ME-CC	matrix spike dup	3/2/2009	Organic	Biphenyl	n/a	=	0.267	µg/L	EPA 625m	0.001	0.005			
2008/09-3	ME-CC	matrix spike dup, rec	3/2/2009	Organic	Biphenyl	n/a	=	57	%	EPA 625m	-88	-88	47	118	
2008/09-3	ME-CC	matrix spike, rec	3/2/2009	Organic	Biphenyl	n/a	=	53	%	EPA 625m	-88	-88	47	118	
2008/09-3	ME-CC	matrix spike, RPD	3/2/2009	Organic	Biphenyl	n/a	=	7	%	EPA 625m	-88	-88	0	30	
2008/09-3	ME-SCR	field blank	3/2/2009	Organic	Biphenyl	n/a	=	0.0059	µg/L	EPA 625m	0.001	0.005			
2008/09-3	Lab	method blank	3/2/2009	Organic	Bis(2-chloroethoxy)methane	n/a	<	0.05	µg/L	EPA 625m	0.05	0.1			
2008/09-3	ME-CC	lab duplicate	3/2/2009	Organic	Bis(2-chloroethoxy)methane	n/a	<	0.05	µg/L	EPA 625m	0.05	0.1	0	30	
2008/09-3	ME-SCR	field blank	3/2/2009	Organic	Bis(2-chloroethoxy)methane	n/a	<	0.05	µg/L	EPA 625m	0.05	0.1			
2008/09-3	Lab	method blank	3/2/2009	Organic	Bis(2-chloroethyl)ether	n/a	<	0.05	µg/L	EPA 625m	0.05	0.1			
2008/09-3	ME-CC	lab duplicate	3/2/2009	Organic	Bis(2-chloroethyl)ether	n/a	<	0.05	µg/L	EPA 625m	0.05	0.1	0	30	
2008/09-3	ME-SCR	field blank	3/2/2009	Organic	Bis(2-chloroethyl)ether	n/a	<	0.05	µg/L	EPA 625m	0.05	0.1			
2008/09-3	Lab	method blank	3/2/2009	Organic	Bis(2-chloroisopropyl)ether	n/a	<	0.05	µg/L	EPA 625m	0.05	0.1			
2008/09-3	ME-CC	lab duplicate	3/2/2009	Organic	Bis(2-chloroisopropyl)ether	n/a	<	0.05	µg/L	EPA 625m	0.05	0.1	0	30	
2008/09-3	ME-SCR	field blank	3/2/2009	Organic	Bis(2-chloroisopropyl)ether	n/a	<	0.05	µg/L	EPA 625m	0.05	0.1			
2008/09-3	Lab	LCS	3/2/2009	Organic	Bis(2-ethylhexyl)phthalate	n/a	=	0.4922	µg/L	EPA 625m	0.1	0.125			
2008/09-3	Lab	LCS dup	3/2/2009	Organic	Bis(2-ethylhexyl)phthalate	n/a	=	0.4833	µg/L	EPA 625m	0.1	0.125			
2008/09-3	Lab	LCS dup, rec	3/2/2009	Organic	Bis(2-ethylhexyl)phthalate	n/a	=	106	%	EPA 625m	-88	-88	42	197	
2008/09-3	Lab	LCS, rec	3/2/2009	Organic	Bis(2-ethylhexyl)phthalate	n/a	=	108	%	EPA 625m	-88	-88	42	197	
2008/09-3	Lab	LCS, RPD	3/2/2009	Organic	Bis(2-ethylhexyl)phthalate	n/a	=	2	%	EPA 625m	-88	-88	0	30	
2008/09-3	Lab	method blank	3/2/2009	Organic	Bis(2-ethylhexyl)phthalate	n/a	<	0.1	µg/L	EPA 625m	0.1	0.125			
2008/09-3	ME-CC	lab duplicate	3/2/2009	Organic	Bis(2-ethylhexyl)phthalate	n/a	=	0.564	µg/L	EPA 625m	0.1	0.125	0	30	
2008/09-3	ME-CC	matrix spike	3/2/2009	Organic	Bis(2-ethylhexyl)phthalate	n/a	=	1.4169	µg/L	EPA 625m	0.1	0.125			
2008/09-3	ME-CC	matrix spike dup	3/2/2009	Organic	Bis(2-ethylhexyl)phthalate	n/a	=	1.4736	µg/L	EPA 625m	0.1	0.125			
2008/09-3	ME-CC	matrix spike dup, rec	3/2/2009	Organic	Bis(2-ethylhexyl)phthalate	n/a	=	93	%	EPA 625m	-88	-88	42	197	
2008/09-3	ME-CC	matrix spike, rec	3/2/2009	Organic	Bis(2-ethylhexyl)phthalate	n/a	=	87	%	EPA 625m	-88	-88	42	197	
2008/09-3	ME-CC	matrix spike, RPD	3/2/2009	Organic	Bis(2-ethylhexyl)phthalate	n/a	=	7	%	EPA 625m	-88	-88	0	30	
2008/09-3	ME-SCR	field blank	3/2/2009	Organic	Bis(2-ethylhexyl)phthalate	n/a	=	1.047	µg/L	EPA 625m	0.1	0.125			
2008/09-3	Lab	LCS	3/2/2009	Organic	Butyl benzyl phthalate	n/a	=	0.5388	µg/L	EPA 625m	0.025	0.05			
2008/09-3	Lab	LCS dup	3/2/2009	Organic	Butyl benzyl phthalate	n/a	=	0.5044	µg/L	EPA 625m	0.025	0.05			
2008/09-3	Lab	LCS dup, rec	3/2/2009	Organic	Butyl benzyl phthalate	n/a	=	111	%	EPA 625m	-88	-88	70	176	
2008/09-3	Lab	LCS, rec	3/2/2009	Organic	Butyl benzyl phthalate	n/a	=	119	%	EPA 625m	-88	-88	70	176	
2008/09-3	Lab	LCS, RPD	3/2/2009	Organic	Butyl benzyl phthalate	n/a	=	7	%	EPA 625m	-88	-88	0	30	
2008/09-3	Lab	method blank	3/2/2009	Organic	Butyl benzyl phthalate	n/a	<	0.025	µg/L	EPA 625m	0.025	0.05			

Appendix G
2008/09 QA/QC Analysis Results

Event ID	Site ID	QA/QC Sample Type	Analysis Date	Classification	Constituent	Fraction	Sign	Result	Units	Method	MDL	RL	QA LCL	QA UCL	DQO Comp.
2008/09-3	ME-CC	lab duplicate	3/2/2009	Organic	Butyl benzyl phthalate	n/a	=	0.163	µg/L	EPA 625m	0.025	0.05	0	30	
2008/09-3	ME-CC	matrix spike	3/2/2009	Organic	Butyl benzyl phthalate	n/a	=	1.1143	µg/L	EPA 625m	0.025	0.05			
2008/09-3	ME-CC	matrix spike dup	3/2/2009	Organic	Butyl benzyl phthalate	n/a	=	1.1276	µg/L	EPA 625m	0.025	0.05			
2008/09-3	ME-CC	matrix spike dup, rec	3/2/2009	Organic	Butyl benzyl phthalate	n/a	=	103	%	EPA 625m	-88	-88	70	176	
2008/09-3	ME-CC	matrix spike, rec	3/2/2009	Organic	Butyl benzyl phthalate	n/a	=	101	%	EPA 625m	-88	-88	70	176	
2008/09-3	ME-CC	matrix spike, RPD	3/2/2009	Organic	Butyl benzyl phthalate	n/a	=	2	%	EPA 625m	-88	-88	0	30	
2008/09-3	ME-SCR	field blank	3/2/2009	Organic	Butyl benzyl phthalate	n/a	<	0.025	µg/L	EPA 625m	0.025	0.05			
2008/09-3	Lab	LCS	3/2/2009	Organic	Chrysene	n/a	=	0.1907	µg/L	EPA 625m	0.001	0.005			
2008/09-3	Lab	LCS dup	3/2/2009	Organic	Chrysene	n/a	=	0.192	µg/L	EPA 625m	0.001	0.005			
2008/09-3	Lab	LCS dup, rec	3/2/2009	Organic	Chrysene	n/a	=	85	%	EPA 625m	-88	-88	47	144	
2008/09-3	Lab	LCS, rec	3/2/2009	Organic	Chrysene	n/a	=	84	%	EPA 625m	-88	-88	47	144	
2008/09-3	Lab	LCS, RPD	3/2/2009	Organic	Chrysene	n/a	=	0	%	EPA 625m	-88	-88	0	30	
2008/09-3	Lab	method blank	3/2/2009	Organic	Chrysene	n/a	<	0.001	µg/L	EPA 625m	0.001	0.005			
2008/09-3	ME-CC	lab duplicate	3/2/2009	Organic	Chrysene	n/a	=	0.0065	µg/L	EPA 625m	0.001	0.005	0	30	
2008/09-3	ME-CC	matrix spike	3/2/2009	Organic	Chrysene	n/a	=	0.4305	µg/L	EPA 625m	0.001	0.005			
2008/09-3	ME-CC	matrix spike dup	3/2/2009	Organic	Chrysene	n/a	=	0.4138	µg/L	EPA 625m	0.001	0.005			
2008/09-3	ME-CC	matrix spike dup, rec	3/2/2009	Organic	Chrysene	n/a	=	88	%	EPA 625m	-88	-88	47	144	
2008/09-3	ME-CC	matrix spike, rec	3/2/2009	Organic	Chrysene	n/a	=	91	%	EPA 625m	-88	-88	47	144	
2008/09-3	ME-CC	matrix spike, RPD	3/2/2009	Organic	Chrysene	n/a	=	3	%	EPA 625m	-88	-88	0	30	
2008/09-3	ME-SCR	field blank	3/2/2009	Organic	Chrysene	n/a	=	0.0427	µg/L	EPA 625m	0.001	0.005			
2008/09-3	Lab	srgt LCS	3/2/2009	Organic	Chrysene-d12	n/a	=	0.535	µg/L	EPA 625m	-88	-88	0	0	
2008/09-3	Lab	srgt LCS dup	3/2/2009	Organic	Chrysene-d12	n/a	=	0.535	µg/L	EPA 625m	-88	-88	0	0	
2008/09-3	Lab	srgt LCS dup, rec	3/2/2009	Organic	Chrysene-d12	n/a	=	107	%	EPA 625m	-88	-88	56	139	
2008/09-3	Lab	srgt LCS, rec	3/2/2009	Organic	Chrysene-d12	n/a	=	107	%	EPA 625m	-88	-88	56	139	
2008/09-3	Lab	srgt LCS, RPD	3/2/2009	Organic	Chrysene-d12	n/a	=	0	%	EPA 625m	-88	-88	0	30	
2008/09-3	Lab	srgt method blank	3/2/2009	Organic	Chrysene-d12	n/a	=	0.43	µg/L	EPA 625m	-88	-88	0	0	
2008/09-3	Lab	srgt method blank, rec	3/2/2009	Organic	Chrysene-d12	n/a	=	86	%	EPA 625m	-88	-88	56	139	
2008/09-3	ME-CC	srgt environ	3/2/2009	Organic	Chrysene-d12	n/a	=	0.4	µg/L	EPA 625m	-88	-88	0	0	
2008/09-3	ME-CC	srgt environ	3/2/2009	Organic	Chrysene-d12	n/a	=	0.445	µg/L	EPA 625m	-88	-88	0	0	
2008/09-3	ME-CC	srgt environ, rec	3/2/2009	Organic	Chrysene-d12	n/a	=	89	%	EPA 625m	-88	-88	56	139	
2008/09-3	ME-CC	srgt environ, rec	3/2/2009	Organic	Chrysene-d12	n/a	=	80	%	EPA 625m	-88	-88	56	139	
2008/09-3	ME-CC	srgt matrix spike	3/2/2009	Organic	Chrysene-d12	n/a	=	0.47	µg/L	EPA 625m	-88	-88	0	0	
2008/09-3	ME-CC	srgt matrix spike dup	3/2/2009	Organic	Chrysene-d12	n/a	=	0.455	µg/L	EPA 625m	-88	-88	0	0	
2008/09-3	ME-CC	srgt matrix spike dup, rec	3/2/2009	Organic	Chrysene-d12	n/a	=	91	%	EPA 625m	-88	-88	56	139	
2008/09-3	ME-CC	srgt matrix spike, rec	3/2/2009	Organic	Chrysene-d12	n/a	=	94	%	EPA 625m	-88	-88	56	139	
2008/09-3	ME-CC	srgt matrix spike, RPD	3/2/2009	Organic	Chrysene-d12	n/a	=	0	%	EPA 625m	-88	-88	0	30	
2008/09-3	ME-SCR	srgt environ	3/2/2009	Organic	Chrysene-d12	n/a	=	0.435	µg/L	EPA 625m	-88	-88	0	0	
2008/09-3	ME-SCR	srgt environ, rec	3/2/2009	Organic	Chrysene-d12	n/a	=	87	%	EPA 625m	-88	-88	56	139	
2008/09-3	ME-SCR	srgt field blank	3/2/2009	Organic	Chrysene-d12	n/a	=	0.49	µg/L	EPA 625m	-88	-88	0	0	
2008/09-3	ME-SCR	srgt field blank, rec	3/2/2009	Organic	Chrysene-d12	n/a	=	98	%	EPA 625m	-88	-88	56	139	
2008/09-3	ME-VR2	srgt environ	3/2/2009	Organic	Chrysene-d12	n/a	=	0.5	µg/L	EPA 625m	-88	-88	0	0	
2008/09-3	ME-VR2	srgt environ, rec	3/2/2009	Organic	Chrysene-d12	n/a	=	100	%	EPA 625m	-88	-88	56	139	
2008/09-3	Lab	LCS	3/2/2009	Organic	Dibenz(a,h)anthracene	n/a	=	0.158	µg/L	EPA 625m	0.001	0.005			
2008/09-3	Lab	LCS dup	3/2/2009	Organic	Dibenz(a,h)anthracene	n/a	=	0.1663	µg/L	EPA 625m	0.001	0.005			
2008/09-3	Lab	LCS dup, rec	3/2/2009	Organic	Dibenz(a,h)anthracene	n/a	=	73	%	EPA 625m	-88	-88	52	156	
2008/09-3	Lab	LCS, rec	3/2/2009	Organic	Dibenz(a,h)anthracene	n/a	=	70	%	EPA 625m	-88	-88	52	156	
2008/09-3	Lab	LCS, RPD	3/2/2009	Organic	Dibenz(a,h)anthracene	n/a	=	4	%	EPA 625m	-88	-88	0	30	
2008/09-3	Lab	method blank	3/2/2009	Organic	Dibenz(a,h)anthracene	n/a	<	0.001	µg/L	EPA 625m	0.001	0.005			
2008/09-3	ME-CC	lab duplicate	3/2/2009	Organic	Dibenz(a,h)anthracene	n/a	<	0.001	µg/L	EPA 625m	0.001	0.005	0	30	
2008/09-3	ME-CC	matrix spike	3/2/2009	Organic	Dibenz(a,h)anthracene	n/a	=	0.4311	µg/L	EPA 625m	0.001	0.005			
2008/09-3	ME-CC	matrix spike dup	3/2/2009	Organic	Dibenz(a,h)anthracene	n/a	=	0.4026	µg/L	EPA 625m	0.001	0.005			
2008/09-3	ME-CC	matrix spike dup, rec	3/2/2009	Organic	Dibenz(a,h)anthracene	n/a	=	87	%	EPA 625m	-88	-88	52	156	
2008/09-3	ME-CC	matrix spike, rec	3/2/2009	Organic	Dibenz(a,h)anthracene	n/a	=	93	%	EPA 625m	-88	-88	52	156	
2008/09-3	ME-CC	matrix spike, RPD	3/2/2009	Organic	Dibenz(a,h)anthracene	n/a	=	7	%	EPA 625m	-88	-88	0	30	
2008/09-3	ME-SCR	field blank	3/2/2009	Organic	Dibenz(a,h)anthracene	n/a	<	0.001	µg/L	EPA 625m	0.001	0.005			
2008/09-3	Lab	LCS	3/2/2009	Organic	Dibenzothiophene	n/a	=	0.1888	µg/L	EPA 625m	0.001	0.005			

Appendix G
2008/09 QA/QC Analysis Results

Event ID	Site ID	QA/QC Sample Type	Analysis Date	Classification	Constituent	Fraction	Sign	Result	Units	Method	MDL	RL	QA LCL	QA UCL	DQO Comp.
2008/09-3	Lab	LCS dup	3/2/2009	Organic	Dibenzothiophene	n/a	=	0.1945	µg/L	EPA 625m	0.001	0.005			
2008/09-3	Lab	LCS dup, rec	3/2/2009	Organic	Dibenzothiophene	n/a	=	86	%	EPA 625m	-88	-88	54	136	
2008/09-3	Lab	LCS, rec	3/2/2009	Organic	Dibenzothiophene	n/a	=	83	%	EPA 625m	-88	-88	54	136	
2008/09-3	Lab	LCS, RPD	3/2/2009	Organic	Dibenzothiophene	n/a	=	4	%	EPA 625m	-88	-88	0	30	
2008/09-3	Lab	method blank	3/2/2009	Organic	Dibenzothiophene	n/a	<	0.001	µg/L	EPA 625m	0.001	0.005			
2008/09-3	ME-CC	lab duplicate	3/2/2009	Organic	Dibenzothiophene	n/a	=	0.007	µg/L	EPA 625m	0.001	0.005	0	30	
2008/09-3	ME-CC	matrix spike	3/2/2009	Organic	Dibenzothiophene	n/a	=	0.4812	µg/L	EPA 625m	0.001	0.005			
2008/09-3	ME-CC	matrix spike dup	3/2/2009	Organic	Dibenzothiophene	n/a	=	0.4892	µg/L	EPA 625m	0.001	0.005			
2008/09-3	ME-CC	matrix spike dup, rec	3/2/2009	Organic	Dibenzothiophene	n/a	=	104	%	EPA 625m	-88	-88	54	136	
2008/09-3	ME-CC	matrix spike, rec	3/2/2009	Organic	Dibenzothiophene	n/a	=	102	%	EPA 625m	-88	-88	54	136	
2008/09-3	ME-CC	matrix spike, RPD	3/2/2009	Organic	Dibenzothiophene	n/a	=	2	%	EPA 625m	-88	-88	0	30	
2008/09-3	ME-SCR	field blank	3/2/2009	Organic	Dibenzothiophene	n/a	DNQ	0.0047	µg/L	EPA 625m	0.001	0.005			
2008/09-3	Lab	LCS	3/2/2009	Organic	Diethyl phthalate	n/a	=	0.3997	µg/L	EPA 625m	0.1	0.125			
2008/09-3	Lab	LCS dup	3/2/2009	Organic	Diethyl phthalate	n/a	=	0.4213	µg/L	EPA 625m	0.1	0.125			
2008/09-3	Lab	LCS dup, rec	3/2/2009	Organic	Diethyl phthalate	n/a	=	93	%	EPA 625m	-88	-88	80	137	
2008/09-3	Lab	LCS, rec	3/2/2009	Organic	Diethyl phthalate	n/a	=	88	%	EPA 625m	-88	-88	80	137	
2008/09-3	Lab	LCS, RPD	3/2/2009	Organic	Diethyl phthalate	n/a	=	6	%	EPA 625m	-88	-88	0	30	
2008/09-3	Lab	method blank	3/2/2009	Organic	Diethyl phthalate	n/a	<	0.1	µg/L	EPA 625m	0.1	0.125			
2008/09-3	ME-CC	lab duplicate	3/2/2009	Organic	Diethyl phthalate	n/a	DNQ	0.124	µg/L	EPA 625m	0.1	0.125	0	30	
2008/09-3	ME-CC	matrix spike	3/2/2009	Organic	Diethyl phthalate	n/a	=	0.9255	µg/L	EPA 625m	0.1	0.125			
2008/09-3	ME-CC	matrix spike dup	3/2/2009	Organic	Diethyl phthalate	n/a	=	1.0123	µg/L	EPA 625m	0.1	0.125			
2008/09-3	ME-CC	matrix spike dup, rec	3/2/2009	Organic	Diethyl phthalate	n/a	=	109	%	EPA 625m	-88	-88	80	137	
2008/09-3	ME-CC	matrix spike, rec	3/2/2009	Organic	Diethyl phthalate	n/a	=	99	%	EPA 625m	-88	-88	80	137	
2008/09-3	ME-CC	matrix spike, RPD	3/2/2009	Organic	Diethyl phthalate	n/a	=	10	%	EPA 625m	-88	-88	0	30	
2008/09-3	ME-SCR	field blank	3/2/2009	Organic	Diethyl phthalate	n/a	=	2.028	µg/L	EPA 625m	0.1	0.125			
2008/09-3	Lab	LCS	3/2/2009	Organic	Dimethyl phthalate	n/a	=	0.4966	µg/L	EPA 625m	0.05	0.075			
2008/09-3	Lab	LCS dup	3/2/2009	Organic	Dimethyl phthalate	n/a	=	0.5496	µg/L	EPA 625m	0.05	0.075			
2008/09-3	Lab	LCS dup, rec	3/2/2009	Organic	Dimethyl phthalate	n/a	=	121	%	EPA 625m	-88	-88	64	128	
2008/09-3	Lab	LCS, rec	3/2/2009	Organic	Dimethyl phthalate	n/a	=	109	%	EPA 625m	-88	-88	64	128	
2008/09-3	Lab	LCS, RPD	3/2/2009	Organic	Dimethyl phthalate	n/a	=	10	%	EPA 625m	-88	-88	0	30	
2008/09-3	Lab	method blank	3/2/2009	Organic	Dimethyl phthalate	n/a	<	0.05	µg/L	EPA 625m	0.05	0.075			
2008/09-3	ME-CC	lab duplicate	3/2/2009	Organic	Dimethyl phthalate	n/a	<	0.05	µg/L	EPA 625m	0.05	0.075	0	30	
2008/09-3	ME-CC	matrix spike	3/2/2009	Organic	Dimethyl phthalate	n/a	=	0.866	µg/L	EPA 625m	0.05	0.075			
2008/09-3	ME-CC	matrix spike dup	3/2/2009	Organic	Dimethyl phthalate	n/a	=	0.9428	µg/L	EPA 625m	0.05	0.075			
2008/09-3	ME-CC	matrix spike dup, rec	3/2/2009	Organic	Dimethyl phthalate	n/a	=	101	%	EPA 625m	-88	-88	64	128	
2008/09-3	ME-CC	matrix spike, rec	3/2/2009	Organic	Dimethyl phthalate	n/a	=	93	%	EPA 625m	-88	-88	64	128	
2008/09-3	ME-CC	matrix spike, RPD	3/2/2009	Organic	Dimethyl phthalate	n/a	=	8	%	EPA 625m	-88	-88	0	30	
2008/09-3	ME-SCR	field blank	3/2/2009	Organic	Dimethyl phthalate	n/a	=	0.075	µg/L	EPA 625m	0.05	0.075			
2008/09-3	Lab	LCS	3/2/2009	Organic	Di-n-butylphthalate	n/a	=	0.3942	µg/L	EPA 625m	0.075	0.1			
2008/09-3	Lab	LCS dup	3/2/2009	Organic	Di-n-butylphthalate	n/a	=	0.397	µg/L	EPA 625m	0.075	0.1			
2008/09-3	Lab	LCS dup, rec	3/2/2009	Organic	Di-n-butylphthalate	n/a	=	87	%	EPA 625m	-88	-88	83	138	
2008/09-3	Lab	LCS, rec	3/2/2009	Organic	Di-n-butylphthalate	n/a	=	87	%	EPA 625m	-88	-88	83	138	
2008/09-3	Lab	LCS, RPD	3/2/2009	Organic	Di-n-butylphthalate	n/a	=	0	%	EPA 625m	-88	-88	0	30	
2008/09-3	Lab	method blank	3/2/2009	Organic	Di-n-butylphthalate	n/a	<	0.075	µg/L	EPA 625m	0.075	0.1			
2008/09-3	ME-CC	lab duplicate	3/2/2009	Organic	Di-n-butylphthalate	n/a	<	0.075	µg/L	EPA 625m	0.075	0.1	0	30	
2008/09-3	ME-CC	matrix spike	3/2/2009	Organic	Di-n-butylphthalate	n/a	=	0.9827	µg/L	EPA 625m	0.075	0.1			
2008/09-3	ME-CC	matrix spike dup	3/2/2009	Organic	Di-n-butylphthalate	n/a	=	1.016	µg/L	EPA 625m	0.075	0.1			
2008/09-3	ME-CC	matrix spike dup, rec	3/2/2009	Organic	Di-n-butylphthalate	n/a	=	109	%	EPA 625m	-88	-88	83	138	
2008/09-3	ME-CC	matrix spike, rec	3/2/2009	Organic	Di-n-butylphthalate	n/a	=	106	%	EPA 625m	-88	-88	83	138	
2008/09-3	ME-CC	matrix spike, RPD	3/2/2009	Organic	Di-n-butylphthalate	n/a	=	3	%	EPA 625m	-88	-88	0	30	
2008/09-3	ME-SCR	field blank	3/2/2009	Organic	Di-n-butylphthalate	n/a	<	0.075	µg/L	EPA 625m	0.075	0.1			
2008/09-3	Lab	LCS	3/2/2009	Organic	Di-n-octylphthalate	n/a	=	0.4372	µg/L	EPA 625m	0.01	0.02			
2008/09-3	Lab	LCS dup	3/2/2009	Organic	Di-n-octylphthalate	n/a	=	0.4199	µg/L	EPA 625m	0.01	0.02			
2008/09-3	Lab	LCS dup, rec	3/2/2009	Organic	Di-n-octylphthalate	n/a	=	92	%	EPA 625m	-88	-88	58	160	
2008/09-3	Lab	LCS, rec	3/2/2009	Organic	Di-n-octylphthalate	n/a	=	96	%	EPA 625m	-88	-88	58	160	
2008/09-3	Lab	LCS, RPD	3/2/2009	Organic	Di-n-octylphthalate	n/a	=	4	%	EPA 625m	-88	-88	0	30	

Appendix G
2008/09 QA/QC Analysis Results

Event ID	Site ID	QA/QC Sample Type	Analysis Date	Classification	Constituent	Fraction	Sign	Result	Units	Method	MDL	RL	QA LCL	QA UCL	DQO Comp.
2008/09-3	Lab	method blank	3/2/2009	Organic	Di-n-octylphthalate	n/a	<	0.01	µg/L	EPA 625m	0.01	0.02			
2008/09-3	ME-CC	lab duplicate	3/2/2009	Organic	Di-n-octylphthalate	n/a	=	0.03	µg/L	EPA 625m	0.01	0.02	0	30	
2008/09-3	ME-CC	matrix spike	3/2/2009	Organic	Di-n-octylphthalate	n/a	=	0.8103	µg/L	EPA 625m	0.01	0.02			
2008/09-3	ME-CC	matrix spike dup	3/2/2009	Organic	Di-n-octylphthalate	n/a	=	0.8095	µg/L	EPA 625m	0.01	0.02			
2008/09-3	ME-CC	matrix spike dup, rec	3/2/2009	Organic	Di-n-octylphthalate	n/a	=	84	%	EPA 625m	-88	-88	58	160	
2008/09-3	ME-CC	matrix spike, rec	3/2/2009	Organic	Di-n-octylphthalate	n/a	=	84	%	EPA 625m	-88	-88	58	160	
2008/09-3	ME-CC	matrix spike, RPD	3/2/2009	Organic	Di-n-octylphthalate	n/a	=	0	%	EPA 625m	-88	-88	0	30	
2008/09-3	ME-SCR	field blank	3/2/2009	Organic	Di-n-octylphthalate	n/a	=	0.026	µg/L	EPA 625m	0.01	0.02			
2008/09-3	Lab	LCS	3/2/2009	Organic	Fluoranthene	n/a	=	0.2408	µg/L	EPA 625m	0.001	0.005			
2008/09-3	Lab	LCS dup	3/2/2009	Organic	Fluoranthene	n/a	=	0.2235	µg/L	EPA 625m	0.001	0.005			
2008/09-3	Lab	LCS dup, rec	3/2/2009	Organic	Fluoranthene	n/a	=	98	%	EPA 625m	-88	-88	66	132	
2008/09-3	Lab	LCS, rec	3/2/2009	Organic	Fluoranthene	n/a	=	106	%	EPA 625m	-88	-88	66	132	
2008/09-3	Lab	LCS, RPD	3/2/2009	Organic	Fluoranthene	n/a	=	8	%	EPA 625m	-88	-88	0	30	
2008/09-3	Lab	method blank	3/2/2009	Organic	Fluoranthene	n/a	<	0.001	µg/L	EPA 625m	0.001	0.005			
2008/09-3	ME-CC	lab duplicate	3/2/2009	Organic	Fluoranthene	n/a	=	0.022	µg/L	EPA 625m	0.001	0.005	0	30	
2008/09-3	ME-CC	matrix spike	3/2/2009	Organic	Fluoranthene	n/a	=	0.7788	µg/L	EPA 625m	0.001	0.005			
2008/09-3	ME-CC	matrix spike dup	3/2/2009	Organic	Fluoranthene	n/a	=	0.7521	µg/L	EPA 625m	0.001	0.005			
2008/09-3	ME-CC	matrix spike dup, rec	3/2/2009	Organic	Fluoranthene	n/a	=	157	%	EPA 625m	-88	-88	66	132	
2008/09-3	ME-CC	matrix spike, rec	3/2/2009	Organic	Fluoranthene	n/a	=	163	%	EPA 625m	-88	-88	66	132	
2008/09-3	ME-CC	matrix spike, RPD	3/2/2009	Organic	Fluoranthene	n/a	=	4	%	EPA 625m	-88	-88	0	30	
2008/09-3	ME-SCR	field blank	3/2/2009	Organic	Fluoranthene	n/a	=	0.0223	µg/L	EPA 625m	0.001	0.005			
2008/09-3	Lab	LCS	3/2/2009	Organic	Fluorene	n/a	=	0.1889	µg/L	EPA 625m	0.001	0.005			
2008/09-3	Lab	LCS dup	3/2/2009	Organic	Fluorene	n/a	=	0.2125	µg/L	EPA 625m	0.001	0.005			
2008/09-3	Lab	LCS dup, rec	3/2/2009	Organic	Fluorene	n/a	=	94	%	EPA 625m	-88	-88	60	122	
2008/09-3	Lab	LCS, rec	3/2/2009	Organic	Fluorene	n/a	=	83	%	EPA 625m	-88	-88	60	122	
2008/09-3	Lab	LCS, RPD	3/2/2009	Organic	Fluorene	n/a	=	12	%	EPA 625m	-88	-88	0	30	
2008/09-3	Lab	method blank	3/2/2009	Organic	Fluorene	n/a	<	0.001	µg/L	EPA 625m	0.001	0.005			
2008/09-3	ME-CC	lab duplicate	3/2/2009	Organic	Fluorene	n/a	<	0.001	µg/L	EPA 625m	0.001	0.005	0	30	
2008/09-3	ME-CC	matrix spike	3/2/2009	Organic	Fluorene	n/a	=	0.4159	µg/L	EPA 625m	0.001	0.005			
2008/09-3	ME-CC	matrix spike dup	3/2/2009	Organic	Fluorene	n/a	=	0.4659	µg/L	EPA 625m	0.001	0.005			
2008/09-3	ME-CC	matrix spike dup, rec	3/2/2009	Organic	Fluorene	n/a	=	100	%	EPA 625m	-88	-88	60	122	
2008/09-3	ME-CC	matrix spike, rec	3/2/2009	Organic	Fluorene	n/a	=	89	%	EPA 625m	-88	-88	60	122	
2008/09-3	ME-CC	matrix spike, RPD	3/2/2009	Organic	Fluorene	n/a	=	12	%	EPA 625m	-88	-88	0	30	
2008/09-3	ME-SCR	field blank	3/2/2009	Organic	Fluorene	n/a	DNQ	0.0034	µg/L	EPA 625m	0.001	0.005			
2008/09-3	Lab	LCS	3/2/2009	Organic	Hexachlorobenzene	n/a	=	0.5848	µg/L	EPA 625m	0.001	0.005			
2008/09-3	Lab	LCS dup	3/2/2009	Organic	Hexachlorobenzene	n/a	=	0.4071	µg/L	EPA 625m	0.001	0.005			
2008/09-3	Lab	LCS dup, rec	3/2/2009	Organic	Hexachlorobenzene	n/a	=	90	%	EPA 625m	-88	-88	37	112	
2008/09-3	Lab	LCS, rec	3/2/2009	Organic	Hexachlorobenzene	n/a	=	86	%	EPA 625m	-88	-88	37	112	
2008/09-3	Lab	LCS, RPD	3/2/2009	Organic	Hexachlorobenzene	n/a	=	5	%	EPA 625m	-88	-88	0	30	
2008/09-3	Lab	method blank	3/2/2009	Organic	Hexachlorobenzene	n/a	<	0.001	µg/L	EPA 625m	0.001	0.005			
2008/09-3	ME-CC	lab duplicate	3/2/2009	Organic	Hexachlorobenzene	n/a	<	0.001	µg/L	EPA 625m	0.001	0.005	0	30	
2008/09-3	ME-CC	matrix spike	3/2/2009	Organic	Hexachlorobenzene	n/a	=	0.5388	µg/L	EPA 625m	0.001	0.005			
2008/09-3	ME-CC	matrix spike dup	3/2/2009	Organic	Hexachlorobenzene	n/a	=	0.5673	µg/L	EPA 625m	0.001	0.005			
2008/09-3	ME-CC	matrix spike dup, rec	3/2/2009	Organic	Hexachlorobenzene	n/a	=	61	%	EPA 625m	-88	-88	37	112	
2008/09-3	ME-CC	matrix spike, rec	3/2/2009	Organic	Hexachlorobenzene	n/a	=	58	%	EPA 625m	-88	-88	37	112	
2008/09-3	ME-CC	matrix spike, RPD	3/2/2009	Organic	Hexachlorobenzene	n/a	=	5	%	EPA 625m	-88	-88	0	30	
2008/09-3	ME-SCR	field blank	3/2/2009	Organic	Hexachlorobenzene	n/a	<	0.001	µg/L	EPA 625m	0.001	0.005			
2008/09-3	Lab	method blank	3/2/2009	Organic	Hexachlorobutadiene	n/a	<	0.05	µg/L	EPA 625m	0.05	0.1			
2008/09-3	ME-CC	lab duplicate	3/2/2009	Organic	Hexachlorobutadiene	n/a	<	0.05	µg/L	EPA 625m	0.05	0.1	0	30	
2008/09-3	ME-SCR	field blank	3/2/2009	Organic	Hexachlorobutadiene	n/a	<	0.05	µg/L	EPA 625m	0.05	0.1			
2008/09-3	Lab	method blank	3/2/2009	Organic	Hexachlorocyclopentadiene	n/a	<	0.05	µg/L	EPA 625m	0.05	0.1			
2008/09-3	ME-CC	lab duplicate	3/2/2009	Organic	Hexachlorocyclopentadiene	n/a	<	0.05	µg/L	EPA 625m	0.05	0.1	0	30	
2008/09-3	ME-SCR	field blank	3/2/2009	Organic	Hexachlorocyclopentadiene	n/a	<	0.05	µg/L	EPA 625m	0.05	0.1			
2008/09-3	Lab	method blank	3/2/2009	Organic	Hexachloroethane	n/a	<	0.05	µg/L	EPA 625m	0.05	0.1			
2008/09-3	ME-CC	lab duplicate	3/2/2009	Organic	Hexachloroethane	n/a	<	0.05	µg/L	EPA 625m	0.05	0.1	0	30	
2008/09-3	ME-SCR	field blank	3/2/2009	Organic	Hexachloroethane	n/a	<	0.05	µg/L	EPA 625m	0.05	0.1			

Appendix G
2008/09 QA/QC Analysis Results

Event ID	Site ID	QA/QC Sample Type	Analysis Date	Classification	Constituent	Fraction	Sign	Result	Units	Method	MDL	RL	QA LCL	QA UCL	DQO Comp.
2008/09-3	Lab	LCS	3/2/2009	Organic	Indeno(1,2,3-cd)pyrene	n/a	=	0.1571	µg/L	EPA 625m	0.001	0.005			
2008/09-3	Lab	LCS dup	3/2/2009	Organic	Indeno(1,2,3-cd)pyrene	n/a	=	0.182	µg/L	EPA 625m	0.001	0.005			
2008/09-3	Lab	LCS dup, rec	3/2/2009	Organic	Indeno(1,2,3-cd)pyrene	n/a	=	80	%	EPA 625m	-88	-88	53	161	
2008/09-3	Lab	LCS, rec	3/2/2009	Organic	Indeno(1,2,3-cd)pyrene	n/a	=	69	%	EPA 625m	-88	-88	53	161	
2008/09-3	Lab	LCS, RPD	3/2/2009	Organic	Indeno(1,2,3-cd)pyrene	n/a	=	15	%	EPA 625m	-88	-88	0	30	
2008/09-3	Lab	method blank	3/2/2009	Organic	Indeno(1,2,3-cd)pyrene	n/a	<	0.001	µg/L	EPA 625m	0.001	0.005			
2008/09-3	ME-CC	lab duplicate	3/2/2009	Organic	Indeno(1,2,3-cd)pyrene	n/a	DNQ	0.0034	µg/L	EPA 625m	0.001	0.005	0	30	
2008/09-3	ME-CC	matrix spike	3/2/2009	Organic	Indeno(1,2,3-cd)pyrene	n/a	=	0.382	µg/L	EPA 625m	0.001	0.005			
2008/09-3	ME-CC	matrix spike dup	3/2/2009	Organic	Indeno(1,2,3-cd)pyrene	n/a	=	0.3668	µg/L	EPA 625m	0.001	0.005			
2008/09-3	ME-CC	matrix spike dup, rec	3/2/2009	Organic	Indeno(1,2,3-cd)pyrene	n/a	=	78	%	EPA 625m	-88	-88	53	161	
2008/09-3	ME-CC	matrix spike, rec	3/2/2009	Organic	Indeno(1,2,3-cd)pyrene	n/a	=	81	%	EPA 625m	-88	-88	53	161	
2008/09-3	ME-CC	matrix spike, RPD	3/2/2009	Organic	Indeno(1,2,3-cd)pyrene	n/a	=	4	%	EPA 625m	-88	-88	0	30	
2008/09-3	ME-SCR	field blank	3/2/2009	Organic	Indeno(1,2,3-cd)pyrene	n/a	<	0.001	µg/L	EPA 625m	0.001	0.005			
2008/09-3	Lab	method blank	3/2/2009	Organic	Isophorone	n/a	<	0.05	µg/L	EPA 625m	0.05	0.1			
2008/09-3	ME-CC	lab duplicate	3/2/2009	Organic	Isophorone	n/a	<	0.05	µg/L	EPA 625m	0.05	0.1	0	30	
2008/09-3	ME-SCR	field blank	3/2/2009	Organic	Isophorone	n/a	<	0.05	µg/L	EPA 625m	0.05	0.1			
2008/09-3	Lab	LCS	3/2/2009	Organic	Naphthalene	n/a	=	0.1381	µg/L	EPA 625m	0.001	0.005			
2008/09-3	Lab	LCS dup	3/2/2009	Organic	Naphthalene	n/a	=	0.169	µg/L	EPA 625m	0.001	0.005			
2008/09-3	Lab	LCS dup, rec	3/2/2009	Organic	Naphthalene	n/a	=	74	%	EPA 625m	-88	-88	41	109	
2008/09-3	Lab	LCS, rec	3/2/2009	Organic	Naphthalene	n/a	=	61	%	EPA 625m	-88	-88	41	109	
2008/09-3	Lab	LCS, RPD	3/2/2009	Organic	Naphthalene	n/a	=	19	%	EPA 625m	-88	-88	0	30	
2008/09-3	Lab	method blank	3/2/2009	Organic	Naphthalene	n/a	<	0.001	µg/L	EPA 625m	0.001	0.005			
2008/09-3	ME-CC	lab duplicate	3/2/2009	Organic	Naphthalene	n/a	DNQ	0.0036	µg/L	EPA 625m	0.001	0.005	0	30	
2008/09-3	ME-CC	matrix spike	3/2/2009	Organic	Naphthalene	n/a	=	0.1141	µg/L	EPA 625m	0.001	0.005			
2008/09-3	ME-CC	matrix spike dup	3/2/2009	Organic	Naphthalene	n/a	=	0.1328	µg/L	EPA 625m	0.001	0.005			
2008/09-3	ME-CC	matrix spike dup, rec	3/2/2009	Organic	Naphthalene	n/a	=	28	%	EPA 625m	-88	-88	41	109	
2008/09-3	ME-CC	matrix spike, rec	3/2/2009	Organic	Naphthalene	n/a	=	24	%	EPA 625m	-88	-88	41	109	
2008/09-3	ME-CC	matrix spike, RPD	3/2/2009	Organic	Naphthalene	n/a	=	15	%	EPA 625m	-88	-88	0	30	
2008/09-3	ME-SCR	field blank	3/2/2009	Organic	Naphthalene	n/a	=	0.0057	µg/L	EPA 625m	0.001	0.005			
2008/09-3	Lab	srgt LCS	3/2/2009	Organic	Naphthalene-d8	n/a	=	0.26	µg/L	EPA 625m	-88	-88	0	0	
2008/09-3	Lab	srgt LCS dup	3/2/2009	Organic	Naphthalene-d8	n/a	=	0.305	µg/L	EPA 625m	-88	-88	0	0	
2008/09-3	Lab	srgt LCS dup, rec	3/2/2009	Organic	Naphthalene-d8	n/a	=	61	%	EPA 625m	-88	-88	30	114	
2008/09-3	Lab	srgt LCS, rec	3/2/2009	Organic	Naphthalene-d8	n/a	=	52	%	EPA 625m	-88	-88	30	114	
2008/09-3	Lab	srgt LCS, RPD	3/2/2009	Organic	Naphthalene-d8	n/a	=	16	%	EPA 625m	-88	-88	0	30	
2008/09-3	Lab	srgt method blank	3/2/2009	Organic	Naphthalene-d8	n/a	=	0.275	µg/L	EPA 625m	-88	-88	0	0	
2008/09-3	Lab	srgt method blank, rec	3/2/2009	Organic	Naphthalene-d8	n/a	=	55	%	EPA 625m	-88	-88	30	114	
2008/09-3	ME-CC	srgt environ	3/2/2009	Organic	Naphthalene-d8	n/a	=	0.115	µg/L	EPA 625m	-88	-88	0	0	
2008/09-3	ME-CC	srgt environ	3/2/2009	Organic	Naphthalene-d8	n/a	=	0.095	µg/L	EPA 625m	-88	-88	0	0	
2008/09-3	ME-CC	srgt environ, rec	3/2/2009	Organic	Naphthalene-d8	n/a	=	23	%	EPA 625m	-88	-88	30	114	
2008/09-3	ME-CC	srgt environ, rec	3/2/2009	Organic	Naphthalene-d8	n/a	=	19	%	EPA 625m	-88	-88	30	114	
2008/09-3	ME-CC	srgt matrix spike	3/2/2009	Organic	Naphthalene-d8	n/a	=	0.1	µg/L	EPA 625m	-88	-88	0	0	
2008/09-3	ME-CC	srgt matrix spike dup	3/2/2009	Organic	Naphthalene-d8	n/a	=	0.11	µg/L	EPA 625m	-88	-88	0	0	
2008/09-3	ME-CC	srgt matrix spike dup, rec	3/2/2009	Organic	Naphthalene-d8	n/a	=	22	%	EPA 625m	-88	-88	30	114	
2008/09-3	ME-CC	srgt matrix spike, rec	3/2/2009	Organic	Naphthalene-d8	n/a	=	20	%	EPA 625m	-88	-88	30	114	
2008/09-3	ME-CC	srgt matrix spike, RPD	3/2/2009	Organic	Naphthalene-d8	n/a	=	0	%	EPA 625m	-88	-88	0	30	
2008/09-3	ME-SCR	srgt environ	3/2/2009	Organic	Naphthalene-d8	n/a	=	0.08	µg/L	EPA 625m	-88	-88	0	0	
2008/09-3	ME-SCR	srgt environ, rec	3/2/2009	Organic	Naphthalene-d8	n/a	=	16	%	EPA 625m	-88	-88	30	114	
2008/09-3	ME-SCR	srgt field blank	3/2/2009	Organic	Naphthalene-d8	n/a	=	0.085	µg/L	EPA 625m	-88	-88	0	0	
2008/09-3	ME-SCR	srgt field blank, rec	3/2/2009	Organic	Naphthalene-d8	n/a	=	17	%	EPA 625m	-88	-88	30	114	
2008/09-3	ME-VR2	srgt environ	3/2/2009	Organic	Naphthalene-d8	n/a	=	0.095	µg/L	EPA 625m	-88	-88	0	0	
2008/09-3	ME-VR2	srgt environ, rec	3/2/2009	Organic	Naphthalene-d8	n/a	=	19	%	EPA 625m	-88	-88	30	114	
2008/09-3	Lab	method blank	3/2/2009	Organic	Nitrobenzene	n/a	<	0.05	µg/L	EPA 625m	0.05	0.1			
2008/09-3	ME-CC	lab duplicate	3/2/2009	Organic	Nitrobenzene	n/a	<	0.05	µg/L	EPA 625m	0.05	0.1	0	30	
2008/09-3	ME-SCR	field blank	3/2/2009	Organic	Nitrobenzene	n/a	<	0.05	µg/L	EPA 625m	0.05	0.1			
2008/09-3	Lab	method blank	3/2/2009	Organic	N-Nitrosodimethylamine	n/a	<	0.05	µg/L	EPA 625m	0.05	0.1			
2008/09-3	ME-CC	lab duplicate	3/2/2009	Organic	N-Nitrosodimethylamine	n/a	<	0.05	µg/L	EPA 625m	0.05	0.1	0	30	

Appendix G
2008/09 QA/QC Analysis Results

Event ID	Site ID	QA/QC Sample Type	Analysis Date	Classification	Constituent	Fraction	Sign	Result	Units	Method	MDL	RL	QA LCL	QA UCL	DQO Comp.
2008/09-3	ME-SCR	field blank	3/2/2009	Organic	N-Nitrosodimethylamine	n/a	<	0.05	µg/L	EPA 625m	0.05	0.1			
2008/09-3	Lab	LCS	3/2/2009	Organic	N-Nitrosodi-N-propylamine	n/a	=	0.7192	µg/L	EPA 625m	0.05	0.1			
2008/09-3	Lab	LCS dup	3/2/2009	Organic	N-Nitrosodi-N-propylamine	n/a	=	0.3715	µg/L	EPA 625m	0.05	0.1			
2008/09-3	Lab	LCS dup, rec	3/2/2009	Organic	N-Nitrosodi-N-propylamine	n/a	=	82	%	EPA 625m	-88	-88	44	128	
2008/09-3	Lab	LCS, rec	3/2/2009	Organic	N-Nitrosodi-N-propylamine	n/a	=	79	%	EPA 625m	-88	-88	44	128	
2008/09-3	Lab	LCS, RPD	3/2/2009	Organic	N-Nitrosodi-N-propylamine	n/a	=	4	%	EPA 625m	-88	-88	0	30	
2008/09-3	Lab	method blank	3/2/2009	Organic	N-Nitrosodi-N-propylamine	n/a	<	0.05	µg/L	EPA 625m	0.05	0.1			
2008/09-3	ME-CC	lab duplicate	3/2/2009	Organic	N-Nitrosodi-N-propylamine	n/a	<	0.05	µg/L	EPA 625m	0.05	0.1	0	30	
2008/09-3	ME-CC	matrix spike	3/2/2009	Organic	N-Nitrosodi-N-propylamine	n/a	=	0.3913	µg/L	EPA 625m	0.05	0.1			
2008/09-3	ME-CC	matrix spike dup	3/2/2009	Organic	N-Nitrosodi-N-propylamine	n/a	=	0.4184	µg/L	EPA 625m	0.05	0.1			
2008/09-3	ME-CC	matrix spike dup, rec	3/2/2009	Organic	N-Nitrosodi-N-propylamine	n/a	=	45	%	EPA 625m	-88	-88	44	128	
2008/09-3	ME-CC	matrix spike, rec	3/2/2009	Organic	N-Nitrosodi-N-propylamine	n/a	=	42	%	EPA 625m	-88	-88	44	128	
2008/09-3	ME-CC	matrix spike, RPD	3/2/2009	Organic	N-Nitrosodi-N-propylamine	n/a	=	7	%	EPA 625m	-88	-88	0	30	
2008/09-3	ME-SCR	field blank	3/2/2009	Organic	N-Nitrosodi-N-propylamine	n/a	<	0.05	µg/L	EPA 625m	0.05	0.1			
2008/09-3	Lab	method blank	3/2/2009	Organic	N-Nitrosodiphenylamine	n/a	<	0.05	µg/L	EPA 625m	0.05	0.1			
2008/09-3	ME-CC	lab duplicate	3/2/2009	Organic	N-Nitrosodiphenylamine	n/a	<	0.05	µg/L	EPA 625m	0.05	0.1	0	30	
2008/09-3	ME-SCR	field blank	3/2/2009	Organic	N-Nitrosodiphenylamine	n/a	<	0.05	µg/L	EPA 625m	0.05	0.1			
2008/09-3	Lab	LCS	3/2/2009	Organic	Pentachlorophenol	n/a	=	1.9912	µg/L	EPA 625m	0.05	0.1			
2008/09-3	Lab	LCS dup	3/2/2009	Organic	Pentachlorophenol	n/a	=	1.7818	µg/L	EPA 625m	0.05	0.1			
2008/09-3	Lab	LCS dup, rec	3/2/2009	Organic	Pentachlorophenol	n/a	=	78	%	EPA 625m	-88	-88	0	169	
2008/09-3	Lab	LCS, rec	3/2/2009	Organic	Pentachlorophenol	n/a	=	88	%	EPA 625m	-88	-88	0	169	
2008/09-3	Lab	LCS, RPD	3/2/2009	Organic	Pentachlorophenol	n/a	=	12	%	EPA 625m	-88	-88	0	30	
2008/09-3	Lab	method blank	3/2/2009	Organic	Pentachlorophenol	n/a	<	0.05	µg/L	EPA 625m	0.05	0.1			
2008/09-3	ME-CC	lab duplicate	3/2/2009	Organic	Pentachlorophenol	n/a	<	0.05	µg/L	EPA 625m	0.05	0.1	0	30	
2008/09-3	ME-CC	matrix spike	3/2/2009	Organic	Pentachlorophenol	n/a	=	1.5381	µg/L	EPA 625m	0.05	0.1			
2008/09-3	ME-CC	matrix spike dup	3/2/2009	Organic	Pentachlorophenol	n/a	=	1.4056	µg/L	EPA 625m	0.05	0.1			
2008/09-3	ME-CC	matrix spike dup, rec	3/2/2009	Organic	Pentachlorophenol	n/a	=	30	%	EPA 625m	-88	-88	0	169	
2008/09-3	ME-CC	matrix spike, rec	3/2/2009	Organic	Pentachlorophenol	n/a	=	33	%	EPA 625m	-88	-88	0	169	
2008/09-3	ME-CC	matrix spike, RPD	3/2/2009	Organic	Pentachlorophenol	n/a	=	10	%	EPA 625m	-88	-88	0	30	
2008/09-3	ME-SCR	field blank	3/2/2009	Organic	Pentachlorophenol	n/a	<	0.05	µg/L	EPA 625m	0.05	0.1			
2008/09-3	Lab	LCS	3/2/2009	Organic	Perylene	n/a	=	0.167	µg/L	EPA 625m	0.001	0.005			
2008/09-3	Lab	LCS dup	3/2/2009	Organic	Perylene	n/a	=	0.1749	µg/L	EPA 625m	0.001	0.005			
2008/09-3	Lab	LCS dup, rec	3/2/2009	Organic	Perylene	n/a	=	77	%	EPA 625m	-88	-88	51	144	
2008/09-3	Lab	LCS, rec	3/2/2009	Organic	Perylene	n/a	=	74	%	EPA 625m	-88	-88	51	144	
2008/09-3	Lab	LCS, RPD	3/2/2009	Organic	Perylene	n/a	=	5	%	EPA 625m	-88	-88	0	30	
2008/09-3	Lab	method blank	3/2/2009	Organic	Perylene	n/a	<	0.001	µg/L	EPA 625m	0.001	0.005			
2008/09-3	ME-CC	lab duplicate	3/2/2009	Organic	Perylene	n/a	DNQ	0.0019	µg/L	EPA 625m	0.001	0.005	0	30	
2008/09-3	ME-CC	matrix spike	3/2/2009	Organic	Perylene	n/a	=	0.425	µg/L	EPA 625m	0.001	0.005			
2008/09-3	ME-CC	matrix spike dup	3/2/2009	Organic	Perylene	n/a	=	0.4042	µg/L	EPA 625m	0.001	0.005			
2008/09-3	ME-CC	matrix spike dup, rec	3/2/2009	Organic	Perylene	n/a	=	87	%	EPA 625m	-88	-88	51	144	
2008/09-3	ME-CC	matrix spike, rec	3/2/2009	Organic	Perylene	n/a	=	91	%	EPA 625m	-88	-88	51	144	
2008/09-3	ME-CC	matrix spike, RPD	3/2/2009	Organic	Perylene	n/a	=	4	%	EPA 625m	-88	-88	0	30	
2008/09-3	ME-SCR	field blank	3/2/2009	Organic	Perylene	n/a	=	0.1681	µg/L	EPA 625m	0.001	0.005			
2008/09-3	Lab	srgt LCS	3/2/2009	Organic	Perylene-d12	n/a	=	0.385	µg/L	EPA 625m	-88	-88	0	0	
2008/09-3	Lab	srgt LCS dup	3/2/2009	Organic	Perylene-d12	n/a	=	0.425	µg/L	EPA 625m	-88	-88	0	0	
2008/09-3	Lab	srgt LCS dup, rec	3/2/2009	Organic	Perylene-d12	n/a	=	85	%	EPA 625m	-88	-88	41	133	
2008/09-3	Lab	srgt LCS, rec	3/2/2009	Organic	Perylene-d12	n/a	=	77	%	EPA 625m	-88	-88	41	133	
2008/09-3	Lab	srgt LCS, RPD	3/2/2009	Organic	Perylene-d12	n/a	=	10	%	EPA 625m	-88	-88	0	30	
2008/09-3	Lab	srgt method blank	3/2/2009	Organic	Perylene-d12	n/a	=	0.52	µg/L	EPA 625m	-88	-88	0	0	
2008/09-3	Lab	srgt method blank, rec	3/2/2009	Organic	Perylene-d12	n/a	=	104	%	EPA 625m	-88	-88	41	133	
2008/09-3	ME-CC	srgt environ	3/2/2009	Organic	Perylene-d12	n/a	=	0.44	µg/L	EPA 625m	-88	-88	0	0	
2008/09-3	ME-CC	srgt environ	3/2/2009	Organic	Perylene-d12	n/a	=	0.38	µg/L	EPA 625m	-88	-88	0	0	
2008/09-3	ME-CC	srgt environ, rec	3/2/2009	Organic	Perylene-d12	n/a	=	88	%	EPA 625m	-88	-88	41	133	
2008/09-3	ME-CC	srgt environ, rec	3/2/2009	Organic	Perylene-d12	n/a	=	76	%	EPA 625m	-88	-88	41	133	
2008/09-3	ME-CC	srgt matrix spike	3/2/2009	Organic	Perylene-d12	n/a	=	0.52	µg/L	EPA 625m	-88	-88	0	0	
2008/09-3	ME-CC	srgt matrix spike dup	3/2/2009	Organic	Perylene-d12	n/a	=	0.51	µg/L	EPA 625m	-88	-88	0	0	

Appendix G
2008/09 QA/QC Analysis Results

Event ID	Site ID	QA/QC Sample Type	Analysis Date	Classification	Constituent	Fraction	Sign	Result	Units	Method	MDL	RL	QA LCL	QA UCL	DQO Comp.
2008/09-3	ME-CC	srgt matrix spike dup, rec	3/2/2009	Organic	Perylene-d12	n/a	=	102	%	EPA 625m	-88	-88	41	133	
2008/09-3	ME-CC	srgt matrix spike, rec	3/2/2009	Organic	Perylene-d12	n/a	=	104	%	EPA 625m	-88	-88	41	133	
2008/09-3	ME-CC	srgt matrix spike, RPD	3/2/2009	Organic	Perylene-d12	n/a	=	0	%	EPA 625m	-88	-88	0	30	
2008/09-3	ME-SCR	srgt environ	3/2/2009	Organic	Perylene-d12	n/a	=	0.455	µg/L	EPA 625m	-88	-88	0	0	
2008/09-3	ME-SCR	srgt environ, rec	3/2/2009	Organic	Perylene-d12	n/a	=	91	%	EPA 625m	-88	-88	41	133	
2008/09-3	ME-SCR	srgt field blank	3/2/2009	Organic	Perylene-d12	n/a	=	0.495	µg/L	EPA 625m	-88	-88	0	0	
2008/09-3	ME-SCR	srgt field blank, rec	3/2/2009	Organic	Perylene-d12	n/a	=	99	%	EPA 625m	-88	-88	41	133	
2008/09-3	ME-VR2	srgt environ	3/2/2009	Organic	Perylene-d12	n/a	=	0.505	µg/L	EPA 625m	-88	-88	0	0	
2008/09-3	ME-VR2	srgt environ, rec	3/2/2009	Organic	Perylene-d12	n/a	=	101	%	EPA 625m	-88	-88	41	133	
2008/09-3	Lab	LCS	3/2/2009	Organic	Phenanthrene	n/a	=	0.2427	µg/L	EPA 625m	0.001	0.005			
2008/09-3	Lab	LCS dup	3/2/2009	Organic	Phenanthrene	n/a	=	0.2387	µg/L	EPA 625m	0.001	0.005			
2008/09-3	Lab	LCS dup, rec	3/2/2009	Organic	Phenanthrene	n/a	=	105	%	EPA 625m	-88	-88	56	127	
2008/09-3	Lab	LCS, rec	3/2/2009	Organic	Phenanthrene	n/a	=	107	%	EPA 625m	-88	-88	56	127	
2008/09-3	Lab	LCS, RPD	3/2/2009	Organic	Phenanthrene	n/a	=	2	%	EPA 625m	-88	-88	0	30	
2008/09-3	Lab	method blank	3/2/2009	Organic	Phenanthrene	n/a	<	0.001	µg/L	EPA 625m	0.001	0.005			
2008/09-3	ME-CC	lab duplicate	3/2/2009	Organic	Phenanthrene	n/a	DNQ	0.0042	µg/L	EPA 625m	0.001	0.005	0	30	
2008/09-3	ME-CC	matrix spike	3/2/2009	Organic	Phenanthrene	n/a	=	0.349	µg/L	EPA 625m	0.001	0.005			
2008/09-3	ME-CC	matrix spike dup	3/2/2009	Organic	Phenanthrene	n/a	=	0.3611	µg/L	EPA 625m	0.001	0.005			
2008/09-3	ME-CC	matrix spike dup, rec	3/2/2009	Organic	Phenanthrene	n/a	=	77	%	EPA 625m	-88	-88	56	127	
2008/09-3	ME-CC	matrix spike, rec	3/2/2009	Organic	Phenanthrene	n/a	=	74	%	EPA 625m	-88	-88	56	127	
2008/09-3	ME-CC	matrix spike, RPD	3/2/2009	Organic	Phenanthrene	n/a	=	4	%	EPA 625m	-88	-88	0	30	
2008/09-3	ME-SCR	field blank	3/2/2009	Organic	Phenanthrene	n/a	=	0.0232	µg/L	EPA 625m	0.001	0.005			
2008/09-3	Lab	srgt LCS	3/2/2009	Organic	Phenanthrene-d10	n/a	=	0.46	µg/L	EPA 625m	-88	-88	0	0	
2008/09-3	Lab	srgt LCS dup	3/2/2009	Organic	Phenanthrene-d10	n/a	=	0.445	µg/L	EPA 625m	-88	-88	0	0	
2008/09-3	Lab	srgt LCS dup, rec	3/2/2009	Organic	Phenanthrene-d10	n/a	=	89	%	EPA 625m	-88	-88	61	127	
2008/09-3	Lab	srgt LCS, rec	3/2/2009	Organic	Phenanthrene-d10	n/a	=	92	%	EPA 625m	-88	-88	61	127	
2008/09-3	Lab	srgt LCS, RPD	3/2/2009	Organic	Phenanthrene-d10	n/a	=	3	%	EPA 625m	-88	-88	0	30	
2008/09-3	Lab	srgt method blank	3/2/2009	Organic	Phenanthrene-d10	n/a	=	0.47	µg/L	EPA 625m	-88	-88	0	0	
2008/09-3	Lab	srgt method blank, rec	3/2/2009	Organic	Phenanthrene-d10	n/a	=	94	%	EPA 625m	-88	-88	61	127	
2008/09-3	ME-CC	srgt environ	3/2/2009	Organic	Phenanthrene-d10	n/a	=	0.485	µg/L	EPA 625m	-88	-88	0	0	
2008/09-3	ME-CC	srgt environ	3/2/2009	Organic	Phenanthrene-d10	n/a	=	0.54	µg/L	EPA 625m	-88	-88	0	0	
2008/09-3	ME-CC	srgt environ, rec	3/2/2009	Organic	Phenanthrene-d10	n/a	=	108	%	EPA 625m	-88	-88	61	127	
2008/09-3	ME-CC	srgt environ, rec	3/2/2009	Organic	Phenanthrene-d10	n/a	=	97	%	EPA 625m	-88	-88	61	127	
2008/09-3	ME-CC	srgt matrix spike	3/2/2009	Organic	Phenanthrene-d10	n/a	=	0.465	µg/L	EPA 625m	-88	-88	0	0	
2008/09-3	ME-CC	srgt matrix spike dup	3/2/2009	Organic	Phenanthrene-d10	n/a	=	0.5	µg/L	EPA 625m	-88	-88	0	0	
2008/09-3	ME-CC	srgt matrix spike dup, rec	3/2/2009	Organic	Phenanthrene-d10	n/a	=	100	%	EPA 625m	-88	-88	61	127	
2008/09-3	ME-CC	srgt matrix spike, rec	3/2/2009	Organic	Phenanthrene-d10	n/a	=	93	%	EPA 625m	-88	-88	61	127	
2008/09-3	ME-CC	srgt matrix spike, RPD	3/2/2009	Organic	Phenanthrene-d10	n/a	=	0	%	EPA 625m	-88	-88	0	30	
2008/09-3	ME-SCR	srgt environ	3/2/2009	Organic	Phenanthrene-d10	n/a	=	0.43	µg/L	EPA 625m	-88	-88	0	0	
2008/09-3	ME-SCR	srgt environ, rec	3/2/2009	Organic	Phenanthrene-d10	n/a	=	86	%	EPA 625m	-88	-88	61	127	
2008/09-3	ME-SCR	srgt field blank	3/2/2009	Organic	Phenanthrene-d10	n/a	=	0.43	µg/L	EPA 625m	-88	-88	0	0	
2008/09-3	ME-SCR	srgt field blank, rec	3/2/2009	Organic	Phenanthrene-d10	n/a	=	86	%	EPA 625m	-88	-88	61	127	
2008/09-3	ME-VR2	srgt environ	3/2/2009	Organic	Phenanthrene-d10	n/a	=	0.49	µg/L	EPA 625m	-88	-88	0	0	
2008/09-3	ME-VR2	srgt environ, rec	3/2/2009	Organic	Phenanthrene-d10	n/a	=	98	%	EPA 625m	-88	-88	61	127	
2008/09-3	Lab	LCS	3/2/2009	Organic	Phenol	n/a	=	2.0147	µg/L	EPA 625m	0.1	0.2			
2008/09-3	Lab	LCS dup	3/2/2009	Organic	Phenol	n/a	=	1.6421	µg/L	EPA 625m	0.1	0.2			
2008/09-3	Lab	LCS dup, rec	3/2/2009	Organic	Phenol	n/a	=	72	%	EPA 625m	-88	-88	0	149	
2008/09-3	Lab	LCS, rec	3/2/2009	Organic	Phenol	n/a	=	89	%	EPA 625m	-88	-88	0	149	
2008/09-3	Lab	LCS, RPD	3/2/2009	Organic	Phenol	n/a	=	21	%	EPA 625m	-88	-88	0	30	
2008/09-3	Lab	method blank	3/2/2009	Organic	Phenol	n/a	<	0.1	µg/L	EPA 625m	0.1	0.2			
2008/09-3	ME-CC	lab duplicate	3/2/2009	Organic	Phenol	n/a	<	0.1	µg/L	EPA 625m	0.1	0.2	0	30	
2008/09-3	ME-CC	matrix spike	3/2/2009	Organic	Phenol	n/a	=	0.8111	µg/L	EPA 625m	0.1	0.2			
2008/09-3	ME-CC	matrix spike dup	3/2/2009	Organic	Phenol	n/a	=	0.8503	µg/L	EPA 625m	0.1	0.2			
2008/09-3	ME-CC	matrix spike dup, rec	3/2/2009	Organic	Phenol	n/a	=	18	%	EPA 625m	-88	-88	0	149	
2008/09-3	ME-CC	matrix spike, rec	3/2/2009	Organic	Phenol	n/a	=	17	%	EPA 625m	-88	-88	0	149	
2008/09-3	ME-CC	matrix spike, RPD	3/2/2009	Organic	Phenol	n/a	=	6	%	EPA 625m	-88	-88	0	30	

Appendix G
2008/09 QA/QC Analysis Results

Event ID	Site ID	QA/QC Sample Type	Analysis Date	Classification	Constituent	Fraction	Sign	Result	Units	Method	MDL	RL	QA LCL	QA UCL	DQO Comp.
2008/09-3	ME-SCR	field blank	3/2/2009	Organic	Phenol	n/a	<	0.1	µg/L	EPA 625m	0.1	0.2			
2008/09-3	Lab	srgt LCS	3/2/2009	Organic	Phenol-d5	n/a	=	0.29	µg/L	EPA 625m	-88	-88	0	0	
2008/09-3	Lab	srgt LCS dup	3/2/2009	Organic	Phenol-d5	n/a	=	0.34	µg/L	EPA 625m	-88	-88	0	0	
2008/09-3	Lab	srgt LCS dup, rec	3/2/2009	Organic	Phenol-d5	n/a	=	68	%	EPA 625m	-88	-88	0	157	
2008/09-3	Lab	srgt LCS, rec	3/2/2009	Organic	Phenol-d5	n/a	=	58	%	EPA 625m	-88	-88	0	157	
2008/09-3	Lab	srgt LCS, RPD	3/2/2009	Organic	Phenol-d5	n/a	=	16	%	EPA 625m	-88	-88	0	30	
2008/09-3	Lab	srgt method blank	3/2/2009	Organic	Phenol-d5	n/a	=	0.285	µg/L	EPA 625m	-88	-88	0	0	
2008/09-3	Lab	srgt method blank, rec	3/2/2009	Organic	Phenol-d5	n/a	=	57	%	EPA 625m	-88	-88	0	157	
2008/09-3	ME-CC	srgt environ	3/2/2009	Organic	Phenol-d5	n/a	=	0.08	µg/L	EPA 625m	-88	-88	0	0	
2008/09-3	ME-CC	srgt environ	3/2/2009	Organic	Phenol-d5	n/a	=	0.09	µg/L	EPA 625m	-88	-88	0	0	
2008/09-3	ME-CC	srgt environ, rec	3/2/2009	Organic	Phenol-d5	n/a	=	18	%	EPA 625m	-88	-88	0	157	
2008/09-3	ME-CC	srgt environ, rec	3/2/2009	Organic	Phenol-d5	n/a	=	16	%	EPA 625m	-88	-88	0	157	
2008/09-3	ME-CC	srgt matrix spike	3/2/2009	Organic	Phenol-d5	n/a	=	0.09	µg/L	EPA 625m	-88	-88	0	0	
2008/09-3	ME-CC	srgt matrix spike dup	3/2/2009	Organic	Phenol-d5	n/a	=	0.1	µg/L	EPA 625m	-88	-88	0	0	
2008/09-3	ME-CC	srgt matrix spike dup, rec	3/2/2009	Organic	Phenol-d5	n/a	=	20	%	EPA 625m	-88	-88	0	157	
2008/09-3	ME-CC	srgt matrix spike, rec	3/2/2009	Organic	Phenol-d5	n/a	=	18	%	EPA 625m	-88	-88	0	157	
2008/09-3	ME-CC	srgt matrix spike, RPD	3/2/2009	Organic	Phenol-d5	n/a	=	0	%	EPA 625m	-88	-88	0	30	
2008/09-3	ME-SCR	srgt environ	3/2/2009	Organic	Phenol-d5	n/a	=	0.085	µg/L	EPA 625m	-88	-88	0	0	
2008/09-3	ME-SCR	srgt environ, rec	3/2/2009	Organic	Phenol-d5	n/a	=	17	%	EPA 625m	-88	-88	0	157	
2008/09-3	ME-SCR	srgt field blank	3/2/2009	Organic	Phenol-d5	n/a	=	0.08	µg/L	EPA 625m	-88	-88	-88	-88	
2008/09-3	ME-SCR	srgt field blank, rec	3/2/2009	Organic	Phenol-d5	n/a	=	16	%	EPA 625m	-88	-88	0	157	
2008/09-3	ME-VR2	srgt environ	3/2/2009	Organic	Phenol-d5	n/a	=	0.085	µg/L	EPA 625m	-88	-88	0	0	
2008/09-3	ME-VR2	srgt environ, rec	3/2/2009	Organic	Phenol-d5	n/a	=	17	%	EPA 625m	-88	-88	0	157	
2008/09-3	Lab	LCS	3/2/2009	Organic	Pyrene	n/a	=	1.8784	µg/L	EPA 625m	0.001	0.005			
2008/09-3	Lab	LCS dup	3/2/2009	Organic	Pyrene	n/a	=	0.9926	µg/L	EPA 625m	0.001	0.005			
2008/09-3	Lab	LCS dup, rec	3/2/2009	Organic	Pyrene	n/a	=	146	%	EPA 625m	-88	-88	13	168	
2008/09-3	Lab	LCS, rec	3/2/2009	Organic	Pyrene	n/a	=	165	%	EPA 625m	-88	-88	13	168	
2008/09-3	Lab	LCS, RPD	3/2/2009	Organic	Pyrene	n/a	=	12	%	EPA 625m	-88	-88	0	30	
2008/09-3	Lab	method blank	3/2/2009	Organic	Pyrene	n/a	<	0.001	µg/L	EPA 625m	0.001	0.005			
2008/09-3	ME-CC	lab duplicate	3/2/2009	Organic	Pyrene	n/a	=	0.0219	µg/L	EPA 625m	0.001	0.005	0	30	
2008/09-3	ME-CC	matrix spike	3/2/2009	Organic	Pyrene	n/a	=	1.8597	µg/L	EPA 625m	0.001	0.005			
2008/09-3	ME-CC	matrix spike dup	3/2/2009	Organic	Pyrene	n/a	=	1.6774	µg/L	EPA 625m	0.001	0.005			
2008/09-3	ME-CC	matrix spike dup, rec	3/2/2009	Organic	Pyrene	n/a	=	119	%	EPA 625m	-88	-88	13	168	
2008/09-3	ME-CC	matrix spike, rec	3/2/2009	Organic	Pyrene	n/a	=	132	%	EPA 625m	-88	-88	13	168	
2008/09-3	ME-CC	matrix spike, RPD	3/2/2009	Organic	Pyrene	n/a	=	10	%	EPA 625m	-88	-88	0	30	
2008/09-3	ME-SCR	field blank	3/2/2009	Organic	Pyrene	n/a	=	0.0404	µg/L	EPA 625m	0.001	0.005			
2008/09-3	Lab	srgt LCS	3/2/2009	Organic	Tetrachloro-m-xylene (TCMX)	n/a	=	0.28	µg/L	EPA 625m	-88	-88	0	0	
2008/09-3	Lab	srgt LCS dup	3/2/2009	Organic	Tetrachloro-m-xylene (TCMX)	n/a	=	0.34	µg/L	EPA 625m	-88	-88	0	0	
2008/09-3	Lab	srgt LCS dup, rec	3/2/2009	Organic	Tetrachloro-m-xylene (TCMX)	n/a	=	68	%	EPA 625m	-88	-88	27	140	
2008/09-3	Lab	srgt LCS, rec	3/2/2009	Organic	Tetrachloro-m-xylene (TCMX)	n/a	=	56	%	EPA 625m	-88	-88	27	140	
2008/09-3	Lab	srgt LCS, RPD	3/2/2009	Organic	Tetrachloro-m-xylene (TCMX)	n/a	=	19	%	EPA 625m	-88	-88	0	30	
2008/09-3	Lab	srgt method blank	3/2/2009	Organic	Tetrachloro-m-xylene (TCMX)	n/a	=	0.295	µg/L	EPA 625m	-88	-88	0	0	
2008/09-3	Lab	srgt method blank, rec	3/2/2009	Organic	Tetrachloro-m-xylene (TCMX)	n/a	=	59	%	EPA 625m	-88	-88	27	140	
2008/09-3	ME-CC	srgt environ	3/2/2009	Organic	Tetrachloro-m-xylene (TCMX)	n/a	=	0.33	µg/L	EPA 625m	-88	-88	0	0	
2008/09-3	ME-CC	srgt environ	3/2/2009	Organic	Tetrachloro-m-xylene (TCMX)	n/a	=	0.345	µg/L	EPA 625m	-88	-88	0	0	
2008/09-3	ME-CC	srgt environ, rec	3/2/2009	Organic	Tetrachloro-m-xylene (TCMX)	n/a	=	69	%	EPA 625m	-88	-88	27	140	
2008/09-3	ME-CC	srgt environ, rec	3/2/2009	Organic	Tetrachloro-m-xylene (TCMX)	n/a	=	66	%	EPA 625m	-88	-88	27	140	
2008/09-3	ME-CC	srgt matrix spike	3/2/2009	Organic	Tetrachloro-m-xylene (TCMX)	n/a	=	0.545	µg/L	EPA 625m	-88	-88	0	0	
2008/09-3	ME-CC	srgt matrix spike dup	3/2/2009	Organic	Tetrachloro-m-xylene (TCMX)	n/a	=	0.53	µg/L	EPA 625m	-88	-88	0	0	
2008/09-3	ME-CC	srgt matrix spike dup, rec	3/2/2009	Organic	Tetrachloro-m-xylene (TCMX)	n/a	=	106	%	EPA 625m	-88	-88	27	140	
2008/09-3	ME-CC	srgt matrix spike, rec	3/2/2009	Organic	Tetrachloro-m-xylene (TCMX)	n/a	=	109	%	EPA 625m	-88	-88	27	140	
2008/09-3	ME-CC	srgt matrix spike, RPD	3/2/2009	Organic	Tetrachloro-m-xylene (TCMX)	n/a	=	0	%	EPA 625m	-88	-88	0	30	
2008/09-3	ME-SCR	srgt environ	3/2/2009	Organic	Tetrachloro-m-xylene (TCMX)	n/a	=	0.39	µg/L	EPA 625m	-88	-88	0	0	
2008/09-3	ME-SCR	srgt environ, rec	3/2/2009	Organic	Tetrachloro-m-xylene (TCMX)	n/a	=	78	%	EPA 625m	-88	-88	27	140	
2008/09-3	ME-SCR	srgt field blank	3/2/2009	Organic	Tetrachloro-m-xylene (TCMX)	n/a	=	0.43	µg/L	EPA 625m	-88	-88	0	0	
2008/09-3	ME-SCR	srgt field blank, rec	3/2/2009	Organic	Tetrachloro-m-xylene (TCMX)	n/a	=	86	%	EPA 625m	-88	-88	27	140	

Appendix G
2008/09 QA/QC Analysis Results

Event ID	Site ID	QA/QC Sample Type	Analysis Date	Classification	Constituent	Fraction	Sign	Result	Units	Method	MDL	RL	QA LCL	QA UCL	DQO Comp.
2008/09-3	ME-VR2	srgt environ	3/2/2009	Organic	Tetrachloro-m-xylene (TCMX)	n/a	=	0.46	µg/L	EPA 625m	-88	-88	0	0	
2008/09-3	ME-VR2	srgt environ, rec	3/2/2009	Organic	Tetrachloro-m-xylene (TCMX)	n/a	=	92	%	EPA 625m	-88	-88	27	140	
2008/09-3	Lab	method blank	3/2/2009	PCB	Aroclor 1016	n/a	<	0.01	µg/L	EPA 625m	0.01	0.02			
2008/09-3	ME-CC	lab duplicate	3/2/2009	PCB	Aroclor 1016	n/a	<	0.01	µg/L	EPA 625m	0.01	0.02	0	30	
2008/09-3	ME-SCR	field blank	3/2/2009	PCB	Aroclor 1016	n/a	<	0.01	µg/L	EPA 625m	0.01	0.02			
2008/09-3	Lab	method blank	3/2/2009	PCB	Aroclor 1221	n/a	<	0.01	µg/L	EPA 625m	0.01	0.02			
2008/09-3	ME-CC	lab duplicate	3/2/2009	PCB	Aroclor 1221	n/a	<	0.01	µg/L	EPA 625m	0.01	0.02	0	30	
2008/09-3	ME-SCR	field blank	3/2/2009	PCB	Aroclor 1221	n/a	<	0.01	µg/L	EPA 625m	0.01	0.02			
2008/09-3	Lab	method blank	3/2/2009	PCB	Aroclor 1232	n/a	<	0.01	µg/L	EPA 625m	0.01	0.02			
2008/09-3	ME-CC	lab duplicate	3/2/2009	PCB	Aroclor 1232	n/a	<	0.01	µg/L	EPA 625m	0.01	0.02	0	30	
2008/09-3	ME-SCR	field blank	3/2/2009	PCB	Aroclor 1232	n/a	<	0.01	µg/L	EPA 625m	0.01	0.02			
2008/09-3	Lab	method blank	3/2/2009	PCB	Aroclor 1242	n/a	<	0.01	µg/L	EPA 625m	0.01	0.02			
2008/09-3	ME-CC	lab duplicate	3/2/2009	PCB	Aroclor 1242	n/a	<	0.01	µg/L	EPA 625m	0.01	0.02	0	30	
2008/09-3	ME-SCR	field blank	3/2/2009	PCB	Aroclor 1242	n/a	<	0.01	µg/L	EPA 625m	0.01	0.02			
2008/09-3	Lab	method blank	3/2/2009	PCB	Aroclor 1248	n/a	<	0.01	µg/L	EPA 625m	0.01	0.02			
2008/09-3	ME-CC	lab duplicate	3/2/2009	PCB	Aroclor 1248	n/a	<	0.01	µg/L	EPA 625m	0.01	0.02	0	30	
2008/09-3	ME-SCR	field blank	3/2/2009	PCB	Aroclor 1248	n/a	<	0.01	µg/L	EPA 625m	0.01	0.02			
2008/09-3	Lab	method blank	3/2/2009	PCB	Aroclor 1254	n/a	<	0.01	µg/L	EPA 625m	0.01	0.02			
2008/09-3	ME-CC	lab duplicate	3/2/2009	PCB	Aroclor 1254	n/a	<	0.01	µg/L	EPA 625m	0.01	0.02	0	30	
2008/09-3	ME-SCR	field blank	3/2/2009	PCB	Aroclor 1254	n/a	<	0.01	µg/L	EPA 625m	0.01	0.02			
2008/09-3	Lab	method blank	3/2/2009	PCB	Aroclor 1260	n/a	<	0.01	µg/L	EPA 625m	0.01	0.02			
2008/09-3	ME-CC	lab duplicate	3/2/2009	PCB	Aroclor 1260	n/a	<	0.01	µg/L	EPA 625m	0.01	0.02	0	30	
2008/09-3	ME-SCR	field blank	3/2/2009	PCB	Aroclor 1260	n/a	<	0.01	µg/L	EPA 625m	0.01	0.02			
2008/09-3	Lab	LCS	3/2/2009	PCB	PCB 003	n/a	=	0.1232	µg/L	EPA 625m	0.001	0.005			
2008/09-3	Lab	LCS dup	3/2/2009	PCB	PCB 003	n/a	=	0.1645	µg/L	EPA 625m	0.001	0.005			
2008/09-3	Lab	LCS dup, rec	3/2/2009	PCB	PCB 003	n/a	=	90	%	EPA 625m	-88	-88	57	128	
2008/09-3	Lab	LCS, rec	3/2/2009	PCB	PCB 003	n/a	=	68	%	EPA 625m	-88	-88	57	128	
2008/09-3	Lab	LCS, RPD	3/2/2009	PCB	PCB 003	n/a	=	28	%	EPA 625m	-88	-88	0	30	
2008/09-3	Lab	method blank	3/2/2009	PCB	PCB 003	n/a	<	0.001	µg/L	EPA 625m	0.001	0.005			
2008/09-3	ME-CC	lab duplicate	3/2/2009	PCB	PCB 003	n/a	<	0.001	µg/L	EPA 625m	0.001	0.005	0	30	
2008/09-3	ME-CC	matrix spike	3/2/2009	PCB	PCB 003	n/a	=	0.362	µg/L	EPA 625m	0.001	0.005			
2008/09-3	ME-CC	matrix spike dup	3/2/2009	PCB	PCB 003	n/a	=	0.4025	µg/L	EPA 625m	0.001	0.005			
2008/09-3	ME-CC	matrix spike dup, rec	3/2/2009	PCB	PCB 003	n/a	=	54	%	EPA 625m	-88	-88	57	128	
2008/09-3	ME-CC	matrix spike, rec	3/2/2009	PCB	PCB 003	n/a	=	49	%	EPA 625m	-88	-88	57	128	
2008/09-3	ME-CC	matrix spike, RPD	3/2/2009	PCB	PCB 003	n/a	=	10	%	EPA 625m	-88	-88	0	30	
2008/09-3	ME-SCR	field blank	3/2/2009	PCB	PCB 003	n/a	<	0.001	µg/L	EPA 625m	0.001	0.005			
2008/09-3	Lab	LCS	3/2/2009	PCB	PCB 008	n/a	=	0.1251	µg/L	EPA 625m	0.001	0.005			
2008/09-3	Lab	LCS dup	3/2/2009	PCB	PCB 008	n/a	=	0.1671	µg/L	EPA 625m	0.001	0.005			
2008/09-3	Lab	LCS dup, rec	3/2/2009	PCB	PCB 008	n/a	=	92	%	EPA 625m	-88	-88	65	121	
2008/09-3	Lab	LCS, rec	3/2/2009	PCB	PCB 008	n/a	=	69	%	EPA 625m	-88	-88	65	121	
2008/09-3	Lab	LCS, RPD	3/2/2009	PCB	PCB 008	n/a	=	29	%	EPA 625m	-88	-88	0	30	
2008/09-3	Lab	method blank	3/2/2009	PCB	PCB 008	n/a	<	0.001	µg/L	EPA 625m	0.001	0.005			
2008/09-3	ME-CC	lab duplicate	3/2/2009	PCB	PCB 008	n/a	<	0.001	µg/L	EPA 625m	0.001	0.005	0	30	
2008/09-3	ME-CC	matrix spike	3/2/2009	PCB	PCB 008	n/a	=	0.3298	µg/L	EPA 625m	0.001	0.005			
2008/09-3	ME-CC	matrix spike dup	3/2/2009	PCB	PCB 008	n/a	=	0.349	µg/L	EPA 625m	0.001	0.005			
2008/09-3	ME-CC	matrix spike dup, rec	3/2/2009	PCB	PCB 008	n/a	=	47	%	EPA 625m	-88	-88	65	121	
2008/09-3	ME-CC	matrix spike, rec	3/2/2009	PCB	PCB 008	n/a	=	44	%	EPA 625m	-88	-88	65	121	
2008/09-3	ME-CC	matrix spike, RPD	3/2/2009	PCB	PCB 008	n/a	=	7	%	EPA 625m	-88	-88	0	30	
2008/09-3	ME-SCR	field blank	3/2/2009	PCB	PCB 008	n/a	<	0.001	µg/L	EPA 625m	0.001	0.005			
2008/09-3	Lab	LCS	3/2/2009	PCB	PCB 018	n/a	=	0.1501	µg/L	EPA 625m	0.001	0.005			
2008/09-3	Lab	LCS dup	3/2/2009	PCB	PCB 018	n/a	=	0.199	µg/L	EPA 625m	0.001	0.005			
2008/09-3	Lab	LCS dup, rec	3/2/2009	PCB	PCB 018	n/a	=	109	%	EPA 625m	-88	-88	60	123	
2008/09-3	Lab	LCS, rec	3/2/2009	PCB	PCB 018	n/a	=	83	%	EPA 625m	-88	-88	60	123	
2008/09-3	Lab	LCS, RPD	3/2/2009	PCB	PCB 018	n/a	=	27	%	EPA 625m	-88	-88	0	30	
2008/09-3	Lab	method blank	3/2/2009	PCB	PCB 018	n/a	<	0.001	µg/L	EPA 625m	0.001	0.005			
2008/09-3	ME-CC	lab duplicate	3/2/2009	PCB	PCB 018	n/a	<	0.001	µg/L	EPA 625m	0.001	0.005	0	30	

Appendix G
2008/09 QA/QC Analysis Results

Event ID	Site ID	QA/QC Sample Type	Analysis Date	Classification	Constituent	Fraction	Sign	Result	Units	Method	MDL	RL	QA LCL	QA UCL	DQO Comp.
2008/09-3	ME-CC	matrix spike	3/2/2009	PCB	PCB 018	n/a	=	0.3154	µg/L	EPA 625m	0.001	0.005			
2008/09-3	ME-CC	matrix spike dup	3/2/2009	PCB	PCB 018	n/a	=	0.3351	µg/L	EPA 625m	0.001	0.005			
2008/09-3	ME-CC	matrix spike dup, rec	3/2/2009	PCB	PCB 018	n/a	=	45	%	EPA 625m	-88	-88	60	123	
2008/09-3	ME-CC	matrix spike, rec	3/2/2009	PCB	PCB 018	n/a	=	42	%	EPA 625m	-88	-88	60	123	
2008/09-3	ME-CC	matrix spike, RPD	3/2/2009	PCB	PCB 018	n/a	=	7	%	EPA 625m	-88	-88	0	30	
2008/09-3	ME-SCR	field blank	3/2/2009	PCB	PCB 018	n/a	<	0.001	µg/L	EPA 625m	0.001	0.005			
2008/09-3	Lab	LCS	3/2/2009	PCB	PCB 028	n/a	=	0.1459	µg/L	EPA 625m	0.001	0.005			
2008/09-3	Lab	LCS dup	3/2/2009	PCB	PCB 028	n/a	=	0.1561	µg/L	EPA 625m	0.001	0.005			
2008/09-3	Lab	LCS dup, rec	3/2/2009	PCB	PCB 028	n/a	=	86	%	EPA 625m	-88	-88	68	133	
2008/09-3	Lab	LCS, rec	3/2/2009	PCB	PCB 028	n/a	=	80	%	EPA 625m	-88	-88	68	133	
2008/09-3	Lab	LCS, RPD	3/2/2009	PCB	PCB 028	n/a	=	7	%	EPA 625m	-88	-88	0	30	
2008/09-3	Lab	method blank	3/2/2009	PCB	PCB 028	n/a	<	0.001	µg/L	EPA 625m	0.001	0.005			
2008/09-3	ME-CC	lab duplicate	3/2/2009	PCB	PCB 028	n/a	<	0.001	µg/L	EPA 625m	0.001	0.005	0	30	
2008/09-3	ME-CC	matrix spike	3/2/2009	PCB	PCB 028	n/a	=	0.4534	µg/L	EPA 625m	0.001	0.005			
2008/09-3	ME-CC	matrix spike dup	3/2/2009	PCB	PCB 028	n/a	=	0.4944	µg/L	EPA 625m	0.001	0.005			
2008/09-3	ME-CC	matrix spike dup, rec	3/2/2009	PCB	PCB 028	n/a	=	66	%	EPA 625m	-88	-88	68	133	
2008/09-3	ME-CC	matrix spike, rec	3/2/2009	PCB	PCB 028	n/a	=	61	%	EPA 625m	-88	-88	68	133	
2008/09-3	ME-CC	matrix spike, RPD	3/2/2009	PCB	PCB 028	n/a	=	8	%	EPA 625m	-88	-88	0	30	
2008/09-3	ME-SCR	field blank	3/2/2009	PCB	PCB 028	n/a	<	0.001	µg/L	EPA 625m	0.001	0.005			
2008/09-3	Lab	srgt LCS	3/2/2009	PCB	PCB 030	n/a	=	0.375	µg/L	EPA 625m	-88	-88	0	0	
2008/09-3	Lab	srgt LCS dup	3/2/2009	PCB	PCB 030	n/a	=	0.425	µg/L	EPA 625m	-88	-88	0	0	
2008/09-3	Lab	srgt LCS dup, rec	3/2/2009	PCB	PCB 030	n/a	=	85	%	EPA 625m	-88	-88	41	139	
2008/09-3	Lab	srgt LCS, rec	3/2/2009	PCB	PCB 030	n/a	=	75	%	EPA 625m	-88	-88	41	139	
2008/09-3	Lab	srgt LCS, RPD	3/2/2009	PCB	PCB 030	n/a	=	12	%	EPA 625m	-88	-88	0	30	
2008/09-3	Lab	srgt method blank	3/2/2009	PCB	PCB 030	n/a	=	0.28	µg/L	EPA 625m	-88	-88	0	0	
2008/09-3	Lab	srgt method blank, rec	3/2/2009	PCB	PCB 030	n/a	=	56	%	EPA 625m	-88	-88	41	139	
2008/09-3	ME-CC	srgt environ	3/2/2009	PCB	PCB 030	n/a	=	0.39	µg/L	EPA 625m	-88	-88	0	0	
2008/09-3	ME-CC	srgt environ	3/2/2009	PCB	PCB 030	n/a	=	0.38	µg/L	EPA 625m	-88	-88	0	0	
2008/09-3	ME-CC	srgt environ, rec	3/2/2009	PCB	PCB 030	n/a	=	76	%	EPA 625m	-88	-88	41	139	
2008/09-3	ME-CC	srgt environ, rec	3/2/2009	PCB	PCB 030	n/a	=	78	%	EPA 625m	-88	-88	41	139	
2008/09-3	ME-CC	srgt matrix spike	3/2/2009	PCB	PCB 030	n/a	=	0.58	µg/L	EPA 625m	-88	-88	0	0	
2008/09-3	ME-CC	srgt matrix spike dup	3/2/2009	PCB	PCB 030	n/a	=	0.585	µg/L	EPA 625m	-88	-88	0	0	
2008/09-3	ME-CC	srgt matrix spike dup, rec	3/2/2009	PCB	PCB 030	n/a	=	117	%	EPA 625m	-88	-88	41	139	
2008/09-3	ME-CC	srgt matrix spike, rec	3/2/2009	PCB	PCB 030	n/a	=	116	%	EPA 625m	-88	-88	41	139	
2008/09-3	ME-CC	srgt matrix spike, RPD	3/2/2009	PCB	PCB 030	n/a	=	0	%	EPA 625m	-88	-88	0	30	
2008/09-3	ME-SCR	srgt environ	3/2/2009	PCB	PCB 030	n/a	=	0.405	µg/L	EPA 625m	-88	-88	0	0	
2008/09-3	ME-SCR	srgt environ, rec	3/2/2009	PCB	PCB 030	n/a	=	81	%	EPA 625m	-88	-88	41	139	
2008/09-3	ME-SCR	srgt field blank	3/2/2009	PCB	PCB 030	n/a	=	0.44	µg/L	EPA 625m	-88	-88	0	0	
2008/09-3	ME-SCR	srgt field blank, rec	3/2/2009	PCB	PCB 030	n/a	=	88	%	EPA 625m	-88	-88	41	139	
2008/09-3	ME-VR2	srgt environ	3/2/2009	PCB	PCB 030	n/a	=	0.49	µg/L	EPA 625m	-88	-88	0	0	
2008/09-3	ME-VR2	srgt environ, rec	3/2/2009	PCB	PCB 030	n/a	=	98	%	EPA 625m	-88	-88	41	139	
2008/09-3	Lab	LCS	3/2/2009	PCB	PCB 031	n/a	=	0.1493	µg/L	EPA 625m	0.001	0.005			
2008/09-3	Lab	LCS dup	3/2/2009	PCB	PCB 031	n/a	=	0.1828	µg/L	EPA 625m	0.001	0.005			
2008/09-3	Lab	LCS dup, rec	3/2/2009	PCB	PCB 031	n/a	=	101	%	EPA 625m	-88	-88	64	122	
2008/09-3	Lab	LCS, rec	3/2/2009	PCB	PCB 031	n/a	=	82	%	EPA 625m	-88	-88	64	122	
2008/09-3	Lab	LCS, RPD	3/2/2009	PCB	PCB 031	n/a	=	21	%	EPA 625m	-88	-88	0	30	
2008/09-3	Lab	method blank	3/2/2009	PCB	PCB 031	n/a	<	0.001	µg/L	EPA 625m	0.001	0.005			
2008/09-3	ME-CC	lab duplicate	3/2/2009	PCB	PCB 031	n/a	<	0.001	µg/L	EPA 625m	0.001	0.005	0	30	
2008/09-3	ME-CC	matrix spike	3/2/2009	PCB	PCB 031	n/a	=	0.4784	µg/L	EPA 625m	0.001	0.005			
2008/09-3	ME-CC	matrix spike dup	3/2/2009	PCB	PCB 031	n/a	=	0.46	µg/L	EPA 625m	0.001	0.005			
2008/09-3	ME-CC	matrix spike dup, rec	3/2/2009	PCB	PCB 031	n/a	=	62	%	EPA 625m	-88	-88	64	122	
2008/09-3	ME-CC	matrix spike, rec	3/2/2009	PCB	PCB 031	n/a	=	64	%	EPA 625m	-88	-88	64	122	
2008/09-3	ME-CC	matrix spike, RPD	3/2/2009	PCB	PCB 031	n/a	=	3	%	EPA 625m	-88	-88	0	30	
2008/09-3	ME-SCR	field blank	3/2/2009	PCB	PCB 031	n/a	<	0.001	µg/L	EPA 625m	0.001	0.005			
2008/09-3	Lab	LCS	3/2/2009	PCB	PCB 033	n/a	=	0.1295	µg/L	EPA 625m	0.001	0.005			
2008/09-3	Lab	LCS dup	3/2/2009	PCB	PCB 033	n/a	=	0.1413	µg/L	EPA 625m	0.001	0.005			

Appendix G
2008/09 QA/QC Analysis Results

Event ID	Site ID	QA/QC Sample Type	Analysis Date	Classification	Constituent	Fraction	Sign	Result	Units	Method	MDL	RL	QA LCL	QA UCL	DQO Comp.
2008/09-3	Lab	LCS dup, rec	3/2/2009	PCB	PCB 033	n/a	=	78	%	EPA 625m	-88	-88	69	120	
2008/09-3	Lab	LCS, rec	3/2/2009	PCB	PCB 033	n/a	=	71	%	EPA 625m	-88	-88	69	120	
2008/09-3	Lab	LCS, RPD	3/2/2009	PCB	PCB 033	n/a	=	9	%	EPA 625m	-88	-88	0	30	
2008/09-3	Lab	method blank	3/2/2009	PCB	PCB 033	n/a	<	0.001	µg/L	EPA 625m	0.001	0.005			
2008/09-3	ME-CC	lab duplicate	3/2/2009	PCB	PCB 033	n/a	<	0.001	µg/L	EPA 625m	0.001	0.005	0	30	
2008/09-3	ME-CC	matrix spike	3/2/2009	PCB	PCB 033	n/a	=	0.4211	µg/L	EPA 625m	0.001	0.005			
2008/09-3	ME-CC	matrix spike dup	3/2/2009	PCB	PCB 033	n/a	=	0.4308	µg/L	EPA 625m	0.001	0.005			
2008/09-3	ME-CC	matrix spike dup, rec	3/2/2009	PCB	PCB 033	n/a	=	58	%	EPA 625m	-88	-88	69	120	
2008/09-3	ME-CC	matrix spike, rec	3/2/2009	PCB	PCB 033	n/a	=	57	%	EPA 625m	-88	-88	69	120	
2008/09-3	ME-CC	matrix spike, RPD	3/2/2009	PCB	PCB 033	n/a	=	2	%	EPA 625m	-88	-88	0	30	
2008/09-3	ME-SCR	field blank	3/2/2009	PCB	PCB 033	n/a	<	0.001	µg/L	EPA 625m	0.001	0.005			
2008/09-3	Lab	LCS	3/2/2009	PCB	PCB 037	n/a	=	0.1825	µg/L	EPA 625m	0.001	0.005			
2008/09-3	Lab	LCS dup	3/2/2009	PCB	PCB 037	n/a	=	0.1943	µg/L	EPA 625m	0.001	0.005			
2008/09-3	Lab	LCS dup, rec	3/2/2009	PCB	PCB 037	n/a	=	107	%	EPA 625m	-88	-88	74	135	
2008/09-3	Lab	LCS, rec	3/2/2009	PCB	PCB 037	n/a	=	100	%	EPA 625m	-88	-88	74	135	
2008/09-3	Lab	LCS, RPD	3/2/2009	PCB	PCB 037	n/a	=	7	%	EPA 625m	-88	-88	0	30	
2008/09-3	Lab	method blank	3/2/2009	PCB	PCB 037	n/a	<	0.001	µg/L	EPA 625m	0.001	0.005			
2008/09-3	ME-CC	lab duplicate	3/2/2009	PCB	PCB 037	n/a	<	0.001	µg/L	EPA 625m	0.001	0.005	0	30	
2008/09-3	ME-CC	matrix spike	3/2/2009	PCB	PCB 037	n/a	=	0.7198	µg/L	EPA 625m	0.001	0.005			
2008/09-3	ME-CC	matrix spike dup	3/2/2009	PCB	PCB 037	n/a	=	0.737	µg/L	EPA 625m	0.001	0.005			
2008/09-3	ME-CC	matrix spike dup, rec	3/2/2009	PCB	PCB 037	n/a	=	99	%	EPA 625m	-88	-88	74	135	
2008/09-3	ME-CC	matrix spike, rec	3/2/2009	PCB	PCB 037	n/a	=	97	%	EPA 625m	-88	-88	74	135	
2008/09-3	ME-CC	matrix spike, RPD	3/2/2009	PCB	PCB 037	n/a	=	2	%	EPA 625m	-88	-88	0	30	
2008/09-3	ME-SCR	field blank	3/2/2009	PCB	PCB 037	n/a	<	0.001	µg/L	EPA 625m	0.001	0.005			
2008/09-3	Lab	LCS	3/2/2009	PCB	PCB 044	n/a	=	0.185	µg/L	EPA 625m	0.001	0.005			
2008/09-3	Lab	LCS dup	3/2/2009	PCB	PCB 044	n/a	=	0.1957	µg/L	EPA 625m	0.001	0.005			
2008/09-3	Lab	LCS dup, rec	3/2/2009	PCB	PCB 044	n/a	=	108	%	EPA 625m	-88	-88	68	123	
2008/09-3	Lab	LCS, rec	3/2/2009	PCB	PCB 044	n/a	=	102	%	EPA 625m	-88	-88	68	123	
2008/09-3	Lab	LCS, RPD	3/2/2009	PCB	PCB 044	n/a	=	6	%	EPA 625m	-88	-88	0	30	
2008/09-3	Lab	method blank	3/2/2009	PCB	PCB 044	n/a	<	0.001	µg/L	EPA 625m	0.001	0.005			
2008/09-3	ME-CC	lab duplicate	3/2/2009	PCB	PCB 044	n/a	<	0.001	µg/L	EPA 625m	0.001	0.005	0	30	
2008/09-3	ME-CC	matrix spike	3/2/2009	PCB	PCB 044	n/a	=	0.6595	µg/L	EPA 625m	0.001	0.005			
2008/09-3	ME-CC	matrix spike dup	3/2/2009	PCB	PCB 044	n/a	=	0.6618	µg/L	EPA 625m	0.001	0.005			
2008/09-3	ME-CC	matrix spike dup, rec	3/2/2009	PCB	PCB 044	n/a	=	89	%	EPA 625m	-88	-88	68	123	
2008/09-3	ME-CC	matrix spike, rec	3/2/2009	PCB	PCB 044	n/a	=	89	%	EPA 625m	-88	-88	68	123	
2008/09-3	ME-CC	matrix spike, RPD	3/2/2009	PCB	PCB 044	n/a	=	0	%	EPA 625m	-88	-88	0	30	
2008/09-3	ME-SCR	field blank	3/2/2009	PCB	PCB 044	n/a	<	0.001	µg/L	EPA 625m	0.001	0.005			
2008/09-3	Lab	LCS	3/2/2009	PCB	PCB 049	n/a	=	0.1458	µg/L	EPA 625m	0.001	0.005			
2008/09-3	Lab	LCS dup	3/2/2009	PCB	PCB 049	n/a	=	0.166	µg/L	EPA 625m	0.001	0.005			
2008/09-3	Lab	LCS dup, rec	3/2/2009	PCB	PCB 049	n/a	=	91	%	EPA 625m	-88	-88	67	115	
2008/09-3	Lab	LCS, rec	3/2/2009	PCB	PCB 049	n/a	=	80	%	EPA 625m	-88	-88	67	115	
2008/09-3	Lab	LCS, RPD	3/2/2009	PCB	PCB 049	n/a	=	13	%	EPA 625m	-88	-88	0	30	
2008/09-3	Lab	method blank	3/2/2009	PCB	PCB 049	n/a	<	0.001	µg/L	EPA 625m	0.001	0.005			
2008/09-3	ME-CC	lab duplicate	3/2/2009	PCB	PCB 049	n/a	<	0.001	µg/L	EPA 625m	0.001	0.005	0	30	
2008/09-3	ME-CC	matrix spike	3/2/2009	PCB	PCB 049	n/a	=	0.5559	µg/L	EPA 625m	0.001	0.005			
2008/09-3	ME-CC	matrix spike dup	3/2/2009	PCB	PCB 049	n/a	=	0.5454	µg/L	EPA 625m	0.001	0.005			
2008/09-3	ME-CC	matrix spike dup, rec	3/2/2009	PCB	PCB 049	n/a	=	73	%	EPA 625m	-88	-88	67	115	
2008/09-3	ME-CC	matrix spike, rec	3/2/2009	PCB	PCB 049	n/a	=	75	%	EPA 625m	-88	-88	67	115	
2008/09-3	ME-CC	matrix spike, RPD	3/2/2009	PCB	PCB 049	n/a	=	3	%	EPA 625m	-88	-88	0	30	
2008/09-3	ME-SCR	field blank	3/2/2009	PCB	PCB 049	n/a	<	0.001	µg/L	EPA 625m	0.001	0.005			
2008/09-3	Lab	LCS	3/2/2009	PCB	PCB 052	n/a	=	0.1475	µg/L	EPA 625m	0.001	0.005			
2008/09-3	Lab	LCS dup	3/2/2009	PCB	PCB 052	n/a	=	0.1688	µg/L	EPA 625m	0.001	0.005			
2008/09-3	Lab	LCS dup, rec	3/2/2009	PCB	PCB 052	n/a	=	93	%	EPA 625m	-88	-88	68	122	
2008/09-3	Lab	LCS, rec	3/2/2009	PCB	PCB 052	n/a	=	81	%	EPA 625m	-88	-88	68	122	
2008/09-3	Lab	LCS, RPD	3/2/2009	PCB	PCB 052	n/a	=	14	%	EPA 625m	-88	-88	0	30	
2008/09-3	Lab	method blank	3/2/2009	PCB	PCB 052	n/a	<	0.001	µg/L	EPA 625m	0.001	0.005			

Appendix G
2008/09 QA/QC Analysis Results

Event ID	Site ID	QA/QC Sample Type	Analysis Date	Classification	Constituent	Fraction	Sign	Result	Units	Method	MDL	RL	QA LCL	QA UCL	DQO Comp.
2008/09-3	ME-CC	lab duplicate	3/2/2009	PCB	PCB 052	n/a	<	0.001	µg/L	EPA 625m	0.001	0.005	0	30	
2008/09-3	ME-CC	matrix spike	3/2/2009	PCB	PCB 052	n/a	=	0.6104	µg/L	EPA 625m	0.001	0.005			
2008/09-3	ME-CC	matrix spike dup	3/2/2009	PCB	PCB 052	n/a	=	0.6044	µg/L	EPA 625m	0.001	0.005			
2008/09-3	ME-CC	matrix spike dup, rec	3/2/2009	PCB	PCB 052	n/a	=	81	%	EPA 625m	-88	-88	68	122	
2008/09-3	ME-CC	matrix spike, rec	3/2/2009	PCB	PCB 052	n/a	=	82	%	EPA 625m	-88	-88	68	122	
2008/09-3	ME-CC	matrix spike, RPD	3/2/2009	PCB	PCB 052	n/a	=	1	%	EPA 625m	-88	-88	0	30	
2008/09-3	ME-SCR	field blank	3/2/2009	PCB	PCB 052	n/a	<	0.001	µg/L	EPA 625m	0.001	0.005			
2008/09-3	Lab	LCS	3/2/2009	PCB	PCB 056 + 060	n/a	=	0.1585	µg/L	EPA 625m	0.001	0.005			
2008/09-3	Lab	LCS dup	3/2/2009	PCB	PCB 056 + 060	n/a	=	0.1646	µg/L	EPA 625m	0.001	0.005			
2008/09-3	Lab	LCS dup, rec	3/2/2009	PCB	PCB 056 + 060	n/a	=	91	%	EPA 625m	-88	-88	57	150	
2008/09-3	Lab	LCS, rec	3/2/2009	PCB	PCB 056 + 060	n/a	=	87	%	EPA 625m	-88	-88	57	150	
2008/09-3	Lab	LCS, RPD	3/2/2009	PCB	PCB 056 + 060	n/a	=	4	%	EPA 625m	-88	-88	0	30	
2008/09-3	Lab	method blank	3/2/2009	PCB	PCB 056 + 060	n/a	<	0.001	µg/L	EPA 625m	0.001	0.005			
2008/09-3	ME-CC	lab duplicate	3/2/2009	PCB	PCB 056 + 060	n/a	<	0.001	µg/L	EPA 625m	0.001	0.005	0	30	
2008/09-3	ME-CC	matrix spike	3/2/2009	PCB	PCB 056 + 060	n/a	=	0.6156	µg/L	EPA 625m	0.001	0.005			
2008/09-3	ME-CC	matrix spike dup	3/2/2009	PCB	PCB 056 + 060	n/a	=	0.6299	µg/L	EPA 625m	0.001	0.005			
2008/09-3	ME-CC	matrix spike dup, rec	3/2/2009	PCB	PCB 056 + 060	n/a	=	85	%	EPA 625m	-88	-88	57	150	
2008/09-3	ME-CC	matrix spike, rec	3/2/2009	PCB	PCB 056 + 060	n/a	=	83	%	EPA 625m	-88	-88	57	150	
2008/09-3	ME-CC	matrix spike, RPD	3/2/2009	PCB	PCB 056 + 060	n/a	=	2	%	EPA 625m	-88	-88	0	30	
2008/09-3	ME-SCR	field blank	3/2/2009	PCB	PCB 056 + 060	n/a	<	0.001	µg/L	EPA 625m	0.001	0.005			
2008/09-3	Lab	LCS	3/2/2009	PCB	PCB 066	n/a	=	0.1687	µg/L	EPA 625m	0.001	0.005			
2008/09-3	Lab	LCS dup	3/2/2009	PCB	PCB 066	n/a	=	0.1865	µg/L	EPA 625m	0.001	0.005			
2008/09-3	Lab	LCS dup, rec	3/2/2009	PCB	PCB 066	n/a	=	103	%	EPA 625m	-88	-88	70	119	
2008/09-3	Lab	LCS, rec	3/2/2009	PCB	PCB 066	n/a	=	93	%	EPA 625m	-88	-88	70	119	
2008/09-3	Lab	LCS, RPD	3/2/2009	PCB	PCB 066	n/a	=	10	%	EPA 625m	-88	-88	0	30	
2008/09-3	Lab	method blank	3/2/2009	PCB	PCB 066	n/a	<	0.001	µg/L	EPA 625m	0.001	0.005			
2008/09-3	ME-CC	lab duplicate	3/2/2009	PCB	PCB 066	n/a	<	0.001	µg/L	EPA 625m	0.001	0.005	0	30	
2008/09-3	ME-CC	matrix spike	3/2/2009	PCB	PCB 066	n/a	=	0.7153	µg/L	EPA 625m	0.001	0.005			
2008/09-3	ME-CC	matrix spike dup	3/2/2009	PCB	PCB 066	n/a	=	0.7028	µg/L	EPA 625m	0.001	0.005			
2008/09-3	ME-CC	matrix spike dup, rec	3/2/2009	PCB	PCB 066	n/a	=	94	%	EPA 625m	-88	-88	70	119	
2008/09-3	ME-CC	matrix spike, rec	3/2/2009	PCB	PCB 066	n/a	=	96	%	EPA 625m	-88	-88	70	119	
2008/09-3	ME-CC	matrix spike, RPD	3/2/2009	PCB	PCB 066	n/a	=	2	%	EPA 625m	-88	-88	0	30	
2008/09-3	ME-SCR	field blank	3/2/2009	PCB	PCB 066	n/a	<	0.001	µg/L	EPA 625m	0.001	0.005			
2008/09-3	Lab	LCS	3/2/2009	PCB	PCB 070	n/a	=	0.1456	µg/L	EPA 625m	0.001	0.005			
2008/09-3	Lab	LCS dup	3/2/2009	PCB	PCB 070	n/a	=	0.1614	µg/L	EPA 625m	0.001	0.005			
2008/09-3	Lab	LCS dup, rec	3/2/2009	PCB	PCB 070	n/a	=	89	%	EPA 625m	-88	-88	70	137	
2008/09-3	Lab	LCS, rec	3/2/2009	PCB	PCB 070	n/a	=	80	%	EPA 625m	-88	-88	70	137	
2008/09-3	Lab	LCS, RPD	3/2/2009	PCB	PCB 070	n/a	=	11	%	EPA 625m	-88	-88	0	30	
2008/09-3	Lab	method blank	3/2/2009	PCB	PCB 070	n/a	<	0.001	µg/L	EPA 625m	0.001	0.005			
2008/09-3	ME-CC	lab duplicate	3/2/2009	PCB	PCB 070	n/a	<	0.001	µg/L	EPA 625m	0.001	0.005	0	30	
2008/09-3	ME-CC	matrix spike	3/2/2009	PCB	PCB 070	n/a	=	0.6273	µg/L	EPA 625m	0.001	0.005			
2008/09-3	ME-CC	matrix spike dup	3/2/2009	PCB	PCB 070	n/a	=	0.6156	µg/L	EPA 625m	0.001	0.005			
2008/09-3	ME-CC	matrix spike dup, rec	3/2/2009	PCB	PCB 070	n/a	=	83	%	EPA 625m	-88	-88	70	137	
2008/09-3	ME-CC	matrix spike, rec	3/2/2009	PCB	PCB 070	n/a	=	84	%	EPA 625m	-88	-88	70	137	
2008/09-3	ME-CC	matrix spike, RPD	3/2/2009	PCB	PCB 070	n/a	=	1	%	EPA 625m	-88	-88	0	30	
2008/09-3	ME-SCR	field blank	3/2/2009	PCB	PCB 070	n/a	<	0.001	µg/L	EPA 625m	0.001	0.005			
2008/09-3	Lab	LCS	3/2/2009	PCB	PCB 074	n/a	=	0.1673	µg/L	EPA 625m	0.001	0.005			
2008/09-3	Lab	LCS dup	3/2/2009	PCB	PCB 074	n/a	=	0.1822	µg/L	EPA 625m	0.001	0.005			
2008/09-3	Lab	LCS dup, rec	3/2/2009	PCB	PCB 074	n/a	=	100	%	EPA 625m	-88	-88	75	135	
2008/09-3	Lab	LCS, rec	3/2/2009	PCB	PCB 074	n/a	=	92	%	EPA 625m	-88	-88	75	135	
2008/09-3	Lab	LCS, RPD	3/2/2009	PCB	PCB 074	n/a	=	8	%	EPA 625m	-88	-88	0	30	
2008/09-3	Lab	method blank	3/2/2009	PCB	PCB 074	n/a	<	0.001	µg/L	EPA 625m	0.001	0.005			
2008/09-3	ME-CC	lab duplicate	3/2/2009	PCB	PCB 074	n/a	<	0.001	µg/L	EPA 625m	0.001	0.005	0	30	
2008/09-3	ME-CC	matrix spike	3/2/2009	PCB	PCB 074	n/a	=	0.6831	µg/L	EPA 625m	0.001	0.005			
2008/09-3	ME-CC	matrix spike dup	3/2/2009	PCB	PCB 074	n/a	=	0.7028	µg/L	EPA 625m	0.001	0.005			
2008/09-3	ME-CC	matrix spike dup, rec	3/2/2009	PCB	PCB 074	n/a	=	94	%	EPA 625m	-88	-88	75	135	

Appendix G
2008/09 QA/QC Analysis Results

Event ID	Site ID	QA/QC Sample Type	Analysis Date	Classification	Constituent	Fraction	Sign	Result	Units	Method	MDL	RL	QA LCL	QA UCL	DQO Comp.
2008/09-3	ME-CC	matrix spike, rec	3/2/2009	PCB	PCB 074	n/a	=	92	%	EPA 625m	-88	-88	75	135	
2008/09-3	ME-CC	matrix spike, RPD	3/2/2009	PCB	PCB 074	n/a	=	2	%	EPA 625m	-88	-88	0	30	
2008/09-3	ME-SCR	field blank	3/2/2009	PCB	PCB 074	n/a	<	0.001	µg/L	EPA 625m	0.001	0.005			
2008/09-3	Lab	LCS	3/2/2009	PCB	PCB 077	n/a	=	0.211	µg/L	EPA 625m	0.001	0.005			
2008/09-3	Lab	LCS dup	3/2/2009	PCB	PCB 077	n/a	=	0.2087	µg/L	EPA 625m	0.001	0.005			
2008/09-3	Lab	LCS dup, rec	3/2/2009	PCB	PCB 077	n/a	=	115	%	EPA 625m	-88	-88	74	137	
2008/09-3	Lab	LCS, rec	3/2/2009	PCB	PCB 077	n/a	=	116	%	EPA 625m	-88	-88	74	137	
2008/09-3	Lab	LCS, RPD	3/2/2009	PCB	PCB 077	n/a	=	1	%	EPA 625m	-88	-88	0	30	
2008/09-3	Lab	method blank	3/2/2009	PCB	PCB 077	n/a	<	0.001	µg/L	EPA 625m	0.001	0.005			
2008/09-3	ME-CC	lab duplicate	3/2/2009	PCB	PCB 077	n/a	<	0.001	µg/L	EPA 625m	0.001	0.005	0	30	
2008/09-3	ME-CC	matrix spike	3/2/2009	PCB	PCB 077	n/a	=	0.968	µg/L	EPA 625m	0.001	0.005			
2008/09-3	ME-CC	matrix spike dup	3/2/2009	PCB	PCB 077	n/a	=	0.9667	µg/L	EPA 625m	0.001	0.005			
2008/09-3	ME-CC	matrix spike dup, rec	3/2/2009	PCB	PCB 077	n/a	=	130	%	EPA 625m	-88	-88	74	137	
2008/09-3	ME-CC	matrix spike, rec	3/2/2009	PCB	PCB 077	n/a	=	130	%	EPA 625m	-88	-88	74	137	
2008/09-3	ME-CC	matrix spike, RPD	3/2/2009	PCB	PCB 077	n/a	=	0	%	EPA 625m	-88	-88	0	30	
2008/09-3	ME-SCR	field blank	3/2/2009	PCB	PCB 077	n/a	<	0.001	µg/L	EPA 625m	0.001	0.005			
2008/09-3	Lab	LCS	3/2/2009	PCB	PCB 081	n/a	=	0.2065	µg/L	EPA 625m	0.001	0.005			
2008/09-3	Lab	LCS dup	3/2/2009	PCB	PCB 081	n/a	=	0.2075	µg/L	EPA 625m	0.001	0.005			
2008/09-3	Lab	LCS dup, rec	3/2/2009	PCB	PCB 081	n/a	=	114	%	EPA 625m	-88	-88	71	138	
2008/09-3	Lab	LCS, rec	3/2/2009	PCB	PCB 081	n/a	=	114	%	EPA 625m	-88	-88	71	138	
2008/09-3	Lab	LCS, RPD	3/2/2009	PCB	PCB 081	n/a	=	0	%	EPA 625m	-88	-88	0	30	
2008/09-3	Lab	method blank	3/2/2009	PCB	PCB 081	n/a	<	0.001	µg/L	EPA 625m	0.001	0.005			
2008/09-3	ME-CC	lab duplicate	3/2/2009	PCB	PCB 081	n/a	<	0.001	µg/L	EPA 625m	0.001	0.005	0	30	
2008/09-3	ME-CC	matrix spike	3/2/2009	PCB	PCB 081	n/a	=	0.8805	µg/L	EPA 625m	0.001	0.005			
2008/09-3	ME-CC	matrix spike dup	3/2/2009	PCB	PCB 081	n/a	=	0.8933	µg/L	EPA 625m	0.001	0.005			
2008/09-3	ME-CC	matrix spike dup, rec	3/2/2009	PCB	PCB 081	n/a	=	120	%	EPA 625m	-88	-88	71	138	
2008/09-3	ME-CC	matrix spike, rec	3/2/2009	PCB	PCB 081	n/a	=	118	%	EPA 625m	-88	-88	71	138	
2008/09-3	ME-CC	matrix spike, RPD	3/2/2009	PCB	PCB 081	n/a	=	2	%	EPA 625m	-88	-88	0	30	
2008/09-3	ME-SCR	field blank	3/2/2009	PCB	PCB 081	n/a	<	0.001	µg/L	EPA 625m	0.001	0.005			
2008/09-3	Lab	LCS	3/2/2009	PCB	PCB 087	n/a	=	0.1522	µg/L	EPA 625m	0.001	0.005			
2008/09-3	Lab	LCS dup	3/2/2009	PCB	PCB 087	n/a	=	0.1469	µg/L	EPA 625m	0.001	0.005			
2008/09-3	Lab	LCS dup, rec	3/2/2009	PCB	PCB 087	n/a	=	81	%	EPA 625m	-88	-88	73	116	
2008/09-3	Lab	LCS, rec	3/2/2009	PCB	PCB 087	n/a	=	84	%	EPA 625m	-88	-88	73	116	
2008/09-3	Lab	LCS, RPD	3/2/2009	PCB	PCB 087	n/a	=	4	%	EPA 625m	-88	-88	0	30	
2008/09-3	Lab	method blank	3/2/2009	PCB	PCB 087	n/a	<	0.001	µg/L	EPA 625m	0.001	0.005			
2008/09-3	ME-CC	lab duplicate	3/2/2009	PCB	PCB 087	n/a	<	0.001	µg/L	EPA 625m	0.001	0.005	0	30	
2008/09-3	ME-CC	matrix spike	3/2/2009	PCB	PCB 087	n/a	=	0.4486	µg/L	EPA 625m	0.001	0.005			
2008/09-3	ME-CC	matrix spike dup	3/2/2009	PCB	PCB 087	n/a	=	0.4795	µg/L	EPA 625m	0.001	0.005			
2008/09-3	ME-CC	matrix spike dup, rec	3/2/2009	PCB	PCB 087	n/a	=	64	%	EPA 625m	-88	-88	73	116	
2008/09-3	ME-CC	matrix spike, rec	3/2/2009	PCB	PCB 087	n/a	=	60	%	EPA 625m	-88	-88	73	116	
2008/09-3	ME-CC	matrix spike, RPD	3/2/2009	PCB	PCB 087	n/a	=	6	%	EPA 625m	-88	-88	0	30	
2008/09-3	ME-SCR	field blank	3/2/2009	PCB	PCB 087	n/a	<	0.001	µg/L	EPA 625m	0.001	0.005			
2008/09-3	Lab	LCS	3/2/2009	PCB	PCB 095	n/a	=	0.1349	µg/L	EPA 625m	0.001	0.005			
2008/09-3	Lab	LCS dup	3/2/2009	PCB	PCB 095	n/a	=	0.1529	µg/L	EPA 625m	0.001	0.005			
2008/09-3	Lab	LCS dup, rec	3/2/2009	PCB	PCB 095	n/a	=	84	%	EPA 625m	-88	-88	64	118	
2008/09-3	Lab	LCS, rec	3/2/2009	PCB	PCB 095	n/a	=	74	%	EPA 625m	-88	-88	64	118	
2008/09-3	Lab	LCS, RPD	3/2/2009	PCB	PCB 095	n/a	=	13	%	EPA 625m	-88	-88	0	30	
2008/09-3	Lab	method blank	3/2/2009	PCB	PCB 095	n/a	<	0.001	µg/L	EPA 625m	0.001	0.005			
2008/09-3	ME-CC	lab duplicate	3/2/2009	PCB	PCB 095	n/a	<	0.001	µg/L	EPA 625m	0.001	0.005	0	30	
2008/09-3	ME-CC	matrix spike	3/2/2009	PCB	PCB 095	n/a	=	0.4537	µg/L	EPA 625m	0.001	0.005			
2008/09-3	ME-CC	matrix spike dup	3/2/2009	PCB	PCB 095	n/a	=	0.4756	µg/L	EPA 625m	0.001	0.005			
2008/09-3	ME-CC	matrix spike dup, rec	3/2/2009	PCB	PCB 095	n/a	=	64	%	EPA 625m	-88	-88	64	118	
2008/09-3	ME-CC	matrix spike, rec	3/2/2009	PCB	PCB 095	n/a	=	61	%	EPA 625m	-88	-88	64	118	
2008/09-3	ME-CC	matrix spike, RPD	3/2/2009	PCB	PCB 095	n/a	=	5	%	EPA 625m	-88	-88	0	30	
2008/09-3	ME-SCR	field blank	3/2/2009	PCB	PCB 095	n/a	<	0.001	µg/L	EPA 625m	0.001	0.005			
2008/09-3	Lab	LCS	3/2/2009	PCB	PCB 097	n/a	=	0.1938	µg/L	EPA 625m	0.001	0.005			

Appendix G
2008/09 QA/QC Analysis Results

Event ID	Site ID	QA/QC Sample Type	Analysis Date	Classification	Constituent	Fraction	Sign	Result	Units	Method	MDL	RL	QA LCL	QA UCL	DQO Comp.
2008/09-3	Lab	LCS dup	3/2/2009	PCB	PCB 097	n/a	=	0.1833	µg/L	EPA 625m	0.001	0.005			
2008/09-3	Lab	LCS dup, rec	3/2/2009	PCB	PCB 097	n/a	=	101	%	EPA 625m	-88	-88	66	122	
2008/09-3	Lab	LCS, rec	3/2/2009	PCB	PCB 097	n/a	=	107	%	EPA 625m	-88	-88	66	122	
2008/09-3	Lab	LCS, RPD	3/2/2009	PCB	PCB 097	n/a	=	6	%	EPA 625m	-88	-88	0	30	
2008/09-3	Lab	method blank	3/2/2009	PCB	PCB 097	n/a	<	0.001	µg/L	EPA 625m	0.001	0.005			
2008/09-3	ME-CC	lab duplicate	3/2/2009	PCB	PCB 097	n/a	<	0.001	µg/L	EPA 625m	0.001	0.005	0	30	
2008/09-3	ME-CC	matrix spike	3/2/2009	PCB	PCB 097	n/a	=	0.6371	µg/L	EPA 625m	0.001	0.005			
2008/09-3	ME-CC	matrix spike dup	3/2/2009	PCB	PCB 097	n/a	=	0.6533	µg/L	EPA 625m	0.001	0.005			
2008/09-3	ME-CC	matrix spike dup, rec	3/2/2009	PCB	PCB 097	n/a	=	88	%	EPA 625m	-88	-88	66	122	
2008/09-3	ME-CC	matrix spike, rec	3/2/2009	PCB	PCB 097	n/a	=	86	%	EPA 625m	-88	-88	66	122	
2008/09-3	ME-CC	matrix spike, RPD	3/2/2009	PCB	PCB 097	n/a	=	2	%	EPA 625m	-88	-88	0	30	
2008/09-3	ME-SCR	field blank	3/2/2009	PCB	PCB 097	n/a	<	0.001	µg/L	EPA 625m	0.001	0.005			
2008/09-3	Lab	LCS	3/2/2009	PCB	PCB 099	n/a	=	0.205	µg/L	EPA 625m	0.001	0.005			
2008/09-3	Lab	LCS dup	3/2/2009	PCB	PCB 099	n/a	=	0.2074	µg/L	EPA 625m	0.001	0.005			
2008/09-3	Lab	LCS dup, rec	3/2/2009	PCB	PCB 099	n/a	=	114	%	EPA 625m	-88	-88	68	130	
2008/09-3	Lab	LCS, rec	3/2/2009	PCB	PCB 099	n/a	=	113	%	EPA 625m	-88	-88	68	130	
2008/09-3	Lab	LCS, RPD	3/2/2009	PCB	PCB 099	n/a	=	1	%	EPA 625m	-88	-88	0	30	
2008/09-3	Lab	method blank	3/2/2009	PCB	PCB 099	n/a	<	0.001	µg/L	EPA 625m	0.001	0.005			
2008/09-3	ME-CC	lab duplicate	3/2/2009	PCB	PCB 099	n/a	<	0.001	µg/L	EPA 625m	0.001	0.005	0	30	
2008/09-3	ME-CC	matrix spike	3/2/2009	PCB	PCB 099	n/a	=	0.7009	µg/L	EPA 625m	0.001	0.005			
2008/09-3	ME-CC	matrix spike dup	3/2/2009	PCB	PCB 099	n/a	=	0.704	µg/L	EPA 625m	0.001	0.005			
2008/09-3	ME-CC	matrix spike dup, rec	3/2/2009	PCB	PCB 099	n/a	=	95	%	EPA 625m	-88	-88	68	130	
2008/09-3	ME-CC	matrix spike, rec	3/2/2009	PCB	PCB 099	n/a	=	94	%	EPA 625m	-88	-88	68	130	
2008/09-3	ME-CC	matrix spike, RPD	3/2/2009	PCB	PCB 099	n/a	=	1	%	EPA 625m	-88	-88	0	30	
2008/09-3	ME-SCR	field blank	3/2/2009	PCB	PCB 099	n/a	<	0.001	µg/L	EPA 625m	0.001	0.005			
2008/09-3	Lab	LCS	3/2/2009	PCB	PCB 101	n/a	=	0.1991	µg/L	EPA 625m	0.001	0.005			
2008/09-3	Lab	LCS dup	3/2/2009	PCB	PCB 101	n/a	=	0.2054	µg/L	EPA 625m	0.001	0.005			
2008/09-3	Lab	LCS dup, rec	3/2/2009	PCB	PCB 101	n/a	=	113	%	EPA 625m	-88	-88	67	118	
2008/09-3	Lab	LCS, rec	3/2/2009	PCB	PCB 101	n/a	=	110	%	EPA 625m	-88	-88	67	118	
2008/09-3	Lab	LCS, RPD	3/2/2009	PCB	PCB 101	n/a	=	3	%	EPA 625m	-88	-88	0	30	
2008/09-3	Lab	method blank	3/2/2009	PCB	PCB 101	n/a	<	0.001	µg/L	EPA 625m	0.001	0.005			
2008/09-3	ME-CC	lab duplicate	3/2/2009	PCB	PCB 101	n/a	<	0.001	µg/L	EPA 625m	0.001	0.005	0	30	
2008/09-3	ME-CC	matrix spike	3/2/2009	PCB	PCB 101	n/a	=	0.6296	µg/L	EPA 625m	0.001	0.005			
2008/09-3	ME-CC	matrix spike dup	3/2/2009	PCB	PCB 101	n/a	=	0.6475	µg/L	EPA 625m	0.001	0.005			
2008/09-3	ME-CC	matrix spike dup, rec	3/2/2009	PCB	PCB 101	n/a	=	87	%	EPA 625m	-88	-88	67	118	
2008/09-3	ME-CC	matrix spike, rec	3/2/2009	PCB	PCB 101	n/a	=	85	%	EPA 625m	-88	-88	67	118	
2008/09-3	ME-CC	matrix spike, RPD	3/2/2009	PCB	PCB 101	n/a	=	2	%	EPA 625m	-88	-88	0	30	
2008/09-3	ME-SCR	field blank	3/2/2009	PCB	PCB 101	n/a	<	0.001	µg/L	EPA 625m	0.001	0.005			
2008/09-3	Lab	LCS	3/2/2009	PCB	PCB 105	n/a	=	0.2075	µg/L	EPA 625m	0.001	0.005			
2008/09-3	Lab	LCS dup	3/2/2009	PCB	PCB 105	n/a	=	0.2034	µg/L	EPA 625m	0.001	0.005			
2008/09-3	Lab	LCS dup, rec	3/2/2009	PCB	PCB 105	n/a	=	112	%	EPA 625m	-88	-88	70	119	
2008/09-3	Lab	LCS, rec	3/2/2009	PCB	PCB 105	n/a	=	114	%	EPA 625m	-88	-88	70	119	
2008/09-3	Lab	LCS, RPD	3/2/2009	PCB	PCB 105	n/a	=	2	%	EPA 625m	-88	-88	0	30	
2008/09-3	Lab	method blank	3/2/2009	PCB	PCB 105	n/a	<	0.001	µg/L	EPA 625m	0.001	0.005			
2008/09-3	ME-CC	lab duplicate	3/2/2009	PCB	PCB 105	n/a	<	0.001	µg/L	EPA 625m	0.001	0.005	0	30	
2008/09-3	ME-CC	matrix spike	3/2/2009	PCB	PCB 105	n/a	=	0.7569	µg/L	EPA 625m	0.001	0.005			
2008/09-3	ME-CC	matrix spike dup	3/2/2009	PCB	PCB 105	n/a	=	0.7661	µg/L	EPA 625m	0.001	0.005			
2008/09-3	ME-CC	matrix spike dup, rec	3/2/2009	PCB	PCB 105	n/a	=	103	%	EPA 625m	-88	-88	70	119	
2008/09-3	ME-CC	matrix spike, rec	3/2/2009	PCB	PCB 105	n/a	=	102	%	EPA 625m	-88	-88	70	119	
2008/09-3	ME-CC	matrix spike, RPD	3/2/2009	PCB	PCB 105	n/a	=	1	%	EPA 625m	-88	-88	0	30	
2008/09-3	ME-SCR	field blank	3/2/2009	PCB	PCB 105	n/a	<	0.001	µg/L	EPA 625m	0.001	0.005			
2008/09-3	Lab	LCS	3/2/2009	PCB	PCB 110	n/a	=	0.2033	µg/L	EPA 625m	0.001	0.005			
2008/09-3	Lab	LCS dup	3/2/2009	PCB	PCB 110	n/a	=	0.1973	µg/L	EPA 625m	0.001	0.005			
2008/09-3	Lab	LCS dup, rec	3/2/2009	PCB	PCB 110	n/a	=	109	%	EPA 625m	-88	-88	67	120	
2008/09-3	Lab	LCS, rec	3/2/2009	PCB	PCB 110	n/a	=	112	%	EPA 625m	-88	-88	67	120	
2008/09-3	Lab	LCS, RPD	3/2/2009	PCB	PCB 110	n/a	=	3	%	EPA 625m	-88	-88	0	30	

Appendix G
2008/09 QA/QC Analysis Results

Event ID	Site ID	QA/QC Sample Type	Analysis Date	Classification	Constituent	Fraction	Sign	Result	Units	Method	MDL	RL	QA LCL	QA UCL	DQO Comp.
2008/09-3	Lab	method blank	3/2/2009	PCB	PCB 110	n/a	<	0.001	µg/L	EPA 625m	0.001	0.005			
2008/09-3	ME-CC	lab duplicate	3/2/2009	PCB	PCB 110	n/a	<	0.001	µg/L	EPA 625m	0.001	0.005	0	30	
2008/09-3	ME-CC	matrix spike	3/2/2009	PCB	PCB 110	n/a	=	0.6965	µg/L	EPA 625m	0.001	0.005			
2008/09-3	ME-CC	matrix spike dup	3/2/2009	PCB	PCB 110	n/a	=	0.6958	µg/L	EPA 625m	0.001	0.005			
2008/09-3	ME-CC	matrix spike dup, rec	3/2/2009	PCB	PCB 110	n/a	=	93	%	EPA 625m	-88	-88	67	120	
2008/09-3	ME-CC	matrix spike, rec	3/2/2009	PCB	PCB 110	n/a	=	94	%	EPA 625m	-88	-88	67	120	
2008/09-3	ME-CC	matrix spike, RPD	3/2/2009	PCB	PCB 110	n/a	=	1	%	EPA 625m	-88	-88	0	30	
2008/09-3	ME-SCR	field blank	3/2/2009	PCB	PCB 110	n/a	<	0.001	µg/L	EPA 625m	0.001	0.005			
2008/09-3	Lab	srgt LCS	3/2/2009	PCB	PCB 112	n/a	=	0.44	µg/L	EPA 625m	-88	-88	0	0	
2008/09-3	Lab	srgt LCS dup	3/2/2009	PCB	PCB 112	n/a	=	0.42	µg/L	EPA 625m	-88	-88	0	0	
2008/09-3	Lab	srgt LCS dup, rec	3/2/2009	PCB	PCB 112	n/a	=	84	%	EPA 625m	-88	-88	52	144	
2008/09-3	Lab	srgt LCS, rec	3/2/2009	PCB	PCB 112	n/a	=	88	%	EPA 625m	-88	-88	52	144	
2008/09-3	Lab	srgt LCS, RPD	3/2/2009	PCB	PCB 112	n/a	=	5	%	EPA 625m	-88	-88	0	30	
2008/09-3	Lab	srgt method blank	3/2/2009	PCB	PCB 112	n/a	=	0.38	µg/L	EPA 625m	-88	-88	0	0	
2008/09-3	Lab	srgt method blank, rec	3/2/2009	PCB	PCB 112	n/a	=	76	%	EPA 625m	-88	-88	52	144	
2008/09-3	ME-CC	srgt environ	3/2/2009	PCB	PCB 112	n/a	=	0.42	µg/L	EPA 625m	-88	-88	0	0	
2008/09-3	ME-CC	srgt environ	3/2/2009	PCB	PCB 112	n/a	=	0.36	µg/L	EPA 625m	-88	-88	0	0	
2008/09-3	ME-CC	srgt environ, rec	3/2/2009	PCB	PCB 112	n/a	=	84	%	EPA 625m	-88	-88	52	144	
2008/09-3	ME-CC	srgt environ, rec	3/2/2009	PCB	PCB 112	n/a	=	72	%	EPA 625m	-88	-88	52	144	
2008/09-3	ME-CC	srgt matrix spike	3/2/2009	PCB	PCB 112	n/a	=	0.53	µg/L	EPA 625m	-88	-88	0	0	
2008/09-3	ME-CC	srgt matrix spike dup	3/2/2009	PCB	PCB 112	n/a	=	0.535	µg/L	EPA 625m	-88	-88	0	0	
2008/09-3	ME-CC	srgt matrix spike dup, rec	3/2/2009	PCB	PCB 112	n/a	=	107	%	EPA 625m	-88	-88	52	144	
2008/09-3	ME-CC	srgt matrix spike, rec	3/2/2009	PCB	PCB 112	n/a	=	106	%	EPA 625m	-88	-88	52	144	
2008/09-3	ME-CC	srgt matrix spike, RPD	3/2/2009	PCB	PCB 112	n/a	=	0	%	EPA 625m	-88	-88	0	30	
2008/09-3	ME-SCR	srgt environ	3/2/2009	PCB	PCB 112	n/a	=	0.4	µg/L	EPA 625m	-88	-88	0	0	
2008/09-3	ME-SCR	srgt environ, rec	3/2/2009	PCB	PCB 112	n/a	=	80	%	EPA 625m	-88	-88	52	144	
2008/09-3	ME-SCR	srgt field blank	3/2/2009	PCB	PCB 112	n/a	=	0.415	µg/L	EPA 625m	-88	-88	0	0	
2008/09-3	ME-SCR	srgt field blank, rec	3/2/2009	PCB	PCB 112	n/a	=	83	%	EPA 625m	-88	-88	52	144	
2008/09-3	ME-VR2	srgt environ	3/2/2009	PCB	PCB 112	n/a	=	0.47	µg/L	EPA 625m	-88	-88	0	0	
2008/09-3	ME-VR2	srgt environ, rec	3/2/2009	PCB	PCB 112	n/a	=	94	%	EPA 625m	-88	-88	52	144	
2008/09-3	Lab	LCS	3/2/2009	PCB	PCB 114	n/a	=	0.2085	µg/L	EPA 625m	0.001	0.005			
2008/09-3	Lab	LCS dup	3/2/2009	PCB	PCB 114	n/a	=	0.2103	µg/L	EPA 625m	0.001	0.005			
2008/09-3	Lab	LCS dup, rec	3/2/2009	PCB	PCB 114	n/a	=	116	%	EPA 625m	-88	-88	76	137	
2008/09-3	Lab	LCS, rec	3/2/2009	PCB	PCB 114	n/a	=	115	%	EPA 625m	-88	-88	76	137	
2008/09-3	Lab	LCS, RPD	3/2/2009	PCB	PCB 114	n/a	=	1	%	EPA 625m	-88	-88	0	30	
2008/09-3	Lab	method blank	3/2/2009	PCB	PCB 114	n/a	<	0.001	µg/L	EPA 625m	0.001	0.005			
2008/09-3	ME-CC	lab duplicate	3/2/2009	PCB	PCB 114	n/a	<	0.001	µg/L	EPA 625m	0.001	0.005	0	30	
2008/09-3	ME-CC	matrix spike	3/2/2009	PCB	PCB 114	n/a	=	0.7099	µg/L	EPA 625m	0.001	0.005			
2008/09-3	ME-CC	matrix spike dup	3/2/2009	PCB	PCB 114	n/a	=	0.6803	µg/L	EPA 625m	0.001	0.005			
2008/09-3	ME-CC	matrix spike dup, rec	3/2/2009	PCB	PCB 114	n/a	=	91	%	EPA 625m	-88	-88	76	137	
2008/09-3	ME-CC	matrix spike, rec	3/2/2009	PCB	PCB 114	n/a	=	95	%	EPA 625m	-88	-88	76	137	
2008/09-3	ME-CC	matrix spike, RPD	3/2/2009	PCB	PCB 114	n/a	=	4	%	EPA 625m	-88	-88	0	30	
2008/09-3	ME-SCR	field blank	3/2/2009	PCB	PCB 114	n/a	<	0.001	µg/L	EPA 625m	0.001	0.005			
2008/09-3	Lab	LCS	3/2/2009	PCB	PCB 118	n/a	=	0.1774	µg/L	EPA 625m	0.001	0.005			
2008/09-3	Lab	LCS dup	3/2/2009	PCB	PCB 118	n/a	=	0.2012	µg/L	EPA 625m	0.001	0.005			
2008/09-3	Lab	LCS dup, rec	3/2/2009	PCB	PCB 118	n/a	=	111	%	EPA 625m	-88	-88	73	111	
2008/09-3	Lab	LCS, rec	3/2/2009	PCB	PCB 118	n/a	=	98	%	EPA 625m	-88	-88	73	111	
2008/09-3	Lab	LCS, RPD	3/2/2009	PCB	PCB 118	n/a	=	12	%	EPA 625m	-88	-88	0	30	
2008/09-3	Lab	method blank	3/2/2009	PCB	PCB 118	n/a	<	0.001	µg/L	EPA 625m	0.001	0.005			
2008/09-3	ME-CC	lab duplicate	3/2/2009	PCB	PCB 118	n/a	<	0.001	µg/L	EPA 625m	0.001	0.005	0	30	
2008/09-3	ME-CC	matrix spike	3/2/2009	PCB	PCB 118	n/a	=	0.6999	µg/L	EPA 625m	0.001	0.005			
2008/09-3	ME-CC	matrix spike dup	3/2/2009	PCB	PCB 118	n/a	=	0.7111	µg/L	EPA 625m	0.001	0.005			
2008/09-3	ME-CC	matrix spike dup, rec	3/2/2009	PCB	PCB 118	n/a	=	96	%	EPA 625m	-88	-88	73	111	
2008/09-3	ME-CC	matrix spike, rec	3/2/2009	PCB	PCB 118	n/a	=	94	%	EPA 625m	-88	-88	73	111	
2008/09-3	ME-CC	matrix spike, RPD	3/2/2009	PCB	PCB 118	n/a	=	2	%	EPA 625m	-88	-88	0	30	
2008/09-3	ME-SCR	field blank	3/2/2009	PCB	PCB 118	n/a	<	0.001	µg/L	EPA 625m	0.001	0.005			

Appendix G
2008/09 QA/QC Analysis Results

Event ID	Site ID	QA/QC Sample Type	Analysis Date	Classification	Constituent	Fraction	Sign	Result	Units	Method	MDL	RL	QA LCL	QA UCL	DQO Comp.
2008/09-3	Lab	LCS	3/2/2009	PCB	PCB 119	n/a	=	0.18	µg/L	EPA 625m	0.001	0.005			
2008/09-3	Lab	LCS dup	3/2/2009	PCB	PCB 119	n/a	=	0.1989	µg/L	EPA 625m	0.001	0.005			
2008/09-3	Lab	LCS dup, rec	3/2/2009	PCB	PCB 119	n/a	=	109	%	EPA 625m	-88	-88	66	118	
2008/09-3	Lab	LCS, rec	3/2/2009	PCB	PCB 119	n/a	=	99	%	EPA 625m	-88	-88	66	118	
2008/09-3	Lab	LCS, RPD	3/2/2009	PCB	PCB 119	n/a	=	10	%	EPA 625m	-88	-88	0	30	
2008/09-3	Lab	method blank	3/2/2009	PCB	PCB 119	n/a	<	0.001	µg/L	EPA 625m	0.001	0.005			
2008/09-3	ME-CC	lab duplicate	3/2/2009	PCB	PCB 119	n/a	<	0.001	µg/L	EPA 625m	0.001	0.005	0	30	
2008/09-3	ME-CC	matrix spike	3/2/2009	PCB	PCB 119	n/a	=	0.6957	µg/L	EPA 625m	0.001	0.005			
2008/09-3	ME-CC	matrix spike dup	3/2/2009	PCB	PCB 119	n/a	=	0.6865	µg/L	EPA 625m	0.001	0.005			
2008/09-3	ME-CC	matrix spike dup, rec	3/2/2009	PCB	PCB 119	n/a	=	92	%	EPA 625m	-88	-88	66	118	
2008/09-3	ME-CC	matrix spike, rec	3/2/2009	PCB	PCB 119	n/a	=	93	%	EPA 625m	-88	-88	66	118	
2008/09-3	ME-CC	matrix spike, RPD	3/2/2009	PCB	PCB 119	n/a	=	1	%	EPA 625m	-88	-88	0	30	
2008/09-3	ME-SCR	field blank	3/2/2009	PCB	PCB 119	n/a	<	0.001	µg/L	EPA 625m	0.001	0.005			
2008/09-3	Lab	LCS	3/2/2009	PCB	PCB 123	n/a	=	0.2152	µg/L	EPA 625m	0.001	0.005			
2008/09-3	Lab	LCS dup	3/2/2009	PCB	PCB 123	n/a	=	0.2069	µg/L	EPA 625m	0.001	0.005			
2008/09-3	Lab	LCS dup, rec	3/2/2009	PCB	PCB 123	n/a	=	114	%	EPA 625m	-88	-88	73	120	
2008/09-3	Lab	LCS, rec	3/2/2009	PCB	PCB 123	n/a	=	118	%	EPA 625m	-88	-88	73	120	
2008/09-3	Lab	LCS, RPD	3/2/2009	PCB	PCB 123	n/a	=	3	%	EPA 625m	-88	-88	0	30	
2008/09-3	Lab	method blank	3/2/2009	PCB	PCB 123	n/a	<	0.001	µg/L	EPA 625m	0.001	0.005			
2008/09-3	ME-CC	lab duplicate	3/2/2009	PCB	PCB 123	n/a	<	0.001	µg/L	EPA 625m	0.001	0.005	0	30	
2008/09-3	ME-CC	matrix spike	3/2/2009	PCB	PCB 123	n/a	=	0.7967	µg/L	EPA 625m	0.001	0.005			
2008/09-3	ME-CC	matrix spike dup	3/2/2009	PCB	PCB 123	n/a	=	0.769	µg/L	EPA 625m	0.001	0.005			
2008/09-3	ME-CC	matrix spike dup, rec	3/2/2009	PCB	PCB 123	n/a	=	103	%	EPA 625m	-88	-88	73	120	
2008/09-3	ME-CC	matrix spike, rec	3/2/2009	PCB	PCB 123	n/a	=	107	%	EPA 625m	-88	-88	73	120	
2008/09-3	ME-CC	matrix spike, RPD	3/2/2009	PCB	PCB 123	n/a	=	4	%	EPA 625m	-88	-88	0	30	
2008/09-3	ME-SCR	field blank	3/2/2009	PCB	PCB 123	n/a	<	0.001	µg/L	EPA 625m	0.001	0.005			
2008/09-3	Lab	LCS	3/2/2009	PCB	PCB 126	n/a	=	0.2119	µg/L	EPA 625m	0.001	0.005			
2008/09-3	Lab	LCS dup	3/2/2009	PCB	PCB 126	n/a	=	0.2117	µg/L	EPA 625m	0.001	0.005			
2008/09-3	Lab	LCS dup, rec	3/2/2009	PCB	PCB 126	n/a	=	116	%	EPA 625m	-88	-88	76	133	
2008/09-3	Lab	LCS, rec	3/2/2009	PCB	PCB 126	n/a	=	117	%	EPA 625m	-88	-88	76	133	
2008/09-3	Lab	LCS, RPD	3/2/2009	PCB	PCB 126	n/a	=	1	%	EPA 625m	-88	-88	0	30	
2008/09-3	Lab	method blank	3/2/2009	PCB	PCB 126	n/a	<	0.001	µg/L	EPA 625m	0.001	0.005			
2008/09-3	ME-CC	lab duplicate	3/2/2009	PCB	PCB 126	n/a	<	0.001	µg/L	EPA 625m	0.001	0.005	0	30	
2008/09-3	ME-CC	matrix spike	3/2/2009	PCB	PCB 126	n/a	=	0.9712	µg/L	EPA 625m	0.001	0.005			
2008/09-3	ME-CC	matrix spike dup	3/2/2009	PCB	PCB 126	n/a	=	0.9882	µg/L	EPA 625m	0.001	0.005			
2008/09-3	ME-CC	matrix spike dup, rec	3/2/2009	PCB	PCB 126	n/a	=	133	%	EPA 625m	-88	-88	76	133	
2008/09-3	ME-CC	matrix spike, rec	3/2/2009	PCB	PCB 126	n/a	=	130	%	EPA 625m	-88	-88	76	133	
2008/09-3	ME-CC	matrix spike, RPD	3/2/2009	PCB	PCB 126	n/a	=	2	%	EPA 625m	-88	-88	0	30	
2008/09-3	ME-SCR	field blank	3/2/2009	PCB	PCB 126	n/a	<	0.001	µg/L	EPA 625m	0.001	0.005			
2008/09-3	Lab	LCS	3/2/2009	PCB	PCB 128	n/a	=	0.2083	µg/L	EPA 625m	0.001	0.005			
2008/09-3	Lab	LCS dup	3/2/2009	PCB	PCB 128	n/a	=	0.1874	µg/L	EPA 625m	0.001	0.005			
2008/09-3	Lab	LCS dup, rec	3/2/2009	PCB	PCB 128	n/a	=	103	%	EPA 625m	-88	-88	63	136	
2008/09-3	Lab	LCS, rec	3/2/2009	PCB	PCB 128	n/a	=	115	%	EPA 625m	-88	-88	63	136	
2008/09-3	Lab	LCS, RPD	3/2/2009	PCB	PCB 128	n/a	=	11	%	EPA 625m	-88	-88	0	30	
2008/09-3	Lab	method blank	3/2/2009	PCB	PCB 128	n/a	<	0.001	µg/L	EPA 625m	0.001	0.005			
2008/09-3	ME-CC	lab duplicate	3/2/2009	PCB	PCB 128	n/a	<	0.001	µg/L	EPA 625m	0.001	0.005	0	30	
2008/09-3	ME-CC	matrix spike	3/2/2009	PCB	PCB 128	n/a	=	0.8088	µg/L	EPA 625m	0.001	0.005			
2008/09-3	ME-CC	matrix spike dup	3/2/2009	PCB	PCB 128	n/a	=	0.7607	µg/L	EPA 625m	0.001	0.005			
2008/09-3	ME-CC	matrix spike dup, rec	3/2/2009	PCB	PCB 128	n/a	=	102	%	EPA 625m	-88	-88	63	136	
2008/09-3	ME-CC	matrix spike, rec	3/2/2009	PCB	PCB 128	n/a	=	109	%	EPA 625m	-88	-88	63	136	
2008/09-3	ME-CC	matrix spike, RPD	3/2/2009	PCB	PCB 128	n/a	=	7	%	EPA 625m	-88	-88	0	30	
2008/09-3	ME-SCR	field blank	3/2/2009	PCB	PCB 128	n/a	<	0.001	µg/L	EPA 625m	0.001	0.005			
2008/09-3	Lab	LCS	3/2/2009	PCB	PCB 138	n/a	=	0.212	µg/L	EPA 625m	0.001	0.005			
2008/09-3	Lab	LCS dup	3/2/2009	PCB	PCB 138	n/a	=	0.2116	µg/L	EPA 625m	0.001	0.005			
2008/09-3	Lab	LCS dup, rec	3/2/2009	PCB	PCB 138	n/a	=	116	%	EPA 625m	-88	-88	68	119	
2008/09-3	Lab	LCS, rec	3/2/2009	PCB	PCB 138	n/a	=	117	%	EPA 625m	-88	-88	68	119	

Appendix G
2008/09 QA/QC Analysis Results

Event ID	Site ID	QA/QC Sample Type	Analysis Date	Classification	Constituent	Fraction	Sign	Result	Units	Method	MDL	RL	QA LCL	QA UCL	DQO Comp.
2008/09-3	Lab	LCS, RPD	3/2/2009	PCB	PCB 138	n/a	=	1	%	EPA 625m	-88	-88	0	30	
2008/09-3	Lab	method blank	3/2/2009	PCB	PCB 138	n/a	<	0.001	µg/L	EPA 625m	0.001	0.005			
2008/09-3	ME-CC	lab duplicate	3/2/2009	PCB	PCB 138	n/a	<	0.001	µg/L	EPA 625m	0.001	0.005	0	30	
2008/09-3	ME-CC	matrix spike	3/2/2009	PCB	PCB 138	n/a	=	0.7825	µg/L	EPA 625m	0.001	0.005			
2008/09-3	ME-CC	matrix spike dup	3/2/2009	PCB	PCB 138	n/a	=	0.7803	µg/L	EPA 625m	0.001	0.005			
2008/09-3	ME-CC	matrix spike dup, rec	3/2/2009	PCB	PCB 138	n/a	=	105	%	EPA 625m	-88	-88	68	119	
2008/09-3	ME-CC	matrix spike, rec	3/2/2009	PCB	PCB 138	n/a	=	105	%	EPA 625m	-88	-88	68	119	
2008/09-3	ME-CC	matrix spike, RPD	3/2/2009	PCB	PCB 138	n/a	=	0	%	EPA 625m	-88	-88	0	30	
2008/09-3	ME-SCR	field blank	3/2/2009	PCB	PCB 138	n/a	<	0.001	µg/L	EPA 625m	0.001	0.005			
2008/09-3	Lab	LCS	3/2/2009	PCB	PCB 141	n/a	=	0.1463	µg/L	EPA 625m	0.001	0.005			
2008/09-3	Lab	LCS dup	3/2/2009	PCB	PCB 141	n/a	=	0.1443	µg/L	EPA 625m	0.001	0.005			
2008/09-3	Lab	LCS dup, rec	3/2/2009	PCB	PCB 141	n/a	=	79	%	EPA 625m	-88	-88	61	130	
2008/09-3	Lab	LCS, rec	3/2/2009	PCB	PCB 141	n/a	=	80	%	EPA 625m	-88	-88	61	130	
2008/09-3	Lab	LCS, RPD	3/2/2009	PCB	PCB 141	n/a	=	1	%	EPA 625m	-88	-88	0	30	
2008/09-3	Lab	method blank	3/2/2009	PCB	PCB 141	n/a	<	0.001	µg/L	EPA 625m	0.001	0.005			
2008/09-3	ME-CC	lab duplicate	3/2/2009	PCB	PCB 141	n/a	<	0.001	µg/L	EPA 625m	0.001	0.005	0	30	
2008/09-3	ME-CC	matrix spike	3/2/2009	PCB	PCB 141	n/a	=	0.4083	µg/L	EPA 625m	0.001	0.005			
2008/09-3	ME-CC	matrix spike dup	3/2/2009	PCB	PCB 141	n/a	=	0.3987	µg/L	EPA 625m	0.001	0.005			
2008/09-3	ME-CC	matrix spike dup, rec	3/2/2009	PCB	PCB 141	n/a	=	54	%	EPA 625m	-88	-88	61	130	
2008/09-3	ME-CC	matrix spike, rec	3/2/2009	PCB	PCB 141	n/a	=	55	%	EPA 625m	-88	-88	61	130	
2008/09-3	ME-CC	matrix spike, RPD	3/2/2009	PCB	PCB 141	n/a	=	2	%	EPA 625m	-88	-88	0	30	
2008/09-3	ME-SCR	field blank	3/2/2009	PCB	PCB 141	n/a	<	0.001	µg/L	EPA 625m	0.001	0.005			
2008/09-3	Lab	LCS	3/2/2009	PCB	PCB 149	n/a	=	0.2146	µg/L	EPA 625m	0.001	0.005			
2008/09-3	Lab	LCS dup	3/2/2009	PCB	PCB 149	n/a	=	0.2132	µg/L	EPA 625m	0.001	0.005			
2008/09-3	Lab	LCS dup, rec	3/2/2009	PCB	PCB 149	n/a	=	117	%	EPA 625m	-88	-88	65	119	
2008/09-3	Lab	LCS, rec	3/2/2009	PCB	PCB 149	n/a	=	118	%	EPA 625m	-88	-88	65	119	
2008/09-3	Lab	LCS, RPD	3/2/2009	PCB	PCB 149	n/a	=	1	%	EPA 625m	-88	-88	0	30	
2008/09-3	Lab	method blank	3/2/2009	PCB	PCB 149	n/a	<	0.001	µg/L	EPA 625m	0.001	0.005			
2008/09-3	ME-CC	lab duplicate	3/2/2009	PCB	PCB 149	n/a	<	0.001	µg/L	EPA 625m	0.001	0.005	0	30	
2008/09-3	ME-CC	matrix spike	3/2/2009	PCB	PCB 149	n/a	=	0.5871	µg/L	EPA 625m	0.001	0.005			
2008/09-3	ME-CC	matrix spike dup	3/2/2009	PCB	PCB 149	n/a	=	0.5643	µg/L	EPA 625m	0.001	0.005			
2008/09-3	ME-CC	matrix spike dup, rec	3/2/2009	PCB	PCB 149	n/a	=	76	%	EPA 625m	-88	-88	65	119	
2008/09-3	ME-CC	matrix spike, rec	3/2/2009	PCB	PCB 149	n/a	=	79	%	EPA 625m	-88	-88	65	119	
2008/09-3	ME-CC	matrix spike, RPD	3/2/2009	PCB	PCB 149	n/a	=	4	%	EPA 625m	-88	-88	0	30	
2008/09-3	ME-SCR	field blank	3/2/2009	PCB	PCB 149	n/a	<	0.001	µg/L	EPA 625m	0.001	0.005			
2008/09-3	Lab	LCS	3/2/2009	PCB	PCB 151	n/a	=	0.1755	µg/L	EPA 625m	0.001	0.005			
2008/09-3	Lab	LCS dup	3/2/2009	PCB	PCB 151	n/a	=	0.1957	µg/L	EPA 625m	0.001	0.005			
2008/09-3	Lab	LCS dup, rec	3/2/2009	PCB	PCB 151	n/a	=	108	%	EPA 625m	-88	-88	70	116	
2008/09-3	Lab	LCS, rec	3/2/2009	PCB	PCB 151	n/a	=	97	%	EPA 625m	-88	-88	70	116	
2008/09-3	Lab	LCS, RPD	3/2/2009	PCB	PCB 151	n/a	=	11	%	EPA 625m	-88	-88	0	30	
2008/09-3	Lab	method blank	3/2/2009	PCB	PCB 151	n/a	<	0.001	µg/L	EPA 625m	0.001	0.005			
2008/09-3	ME-CC	lab duplicate	3/2/2009	PCB	PCB 151	n/a	<	0.001	µg/L	EPA 625m	0.001	0.005	0	30	
2008/09-3	ME-CC	matrix spike	3/2/2009	PCB	PCB 151	n/a	=	0.6286	µg/L	EPA 625m	0.001	0.005			
2008/09-3	ME-CC	matrix spike dup	3/2/2009	PCB	PCB 151	n/a	=	0.6434	µg/L	EPA 625m	0.001	0.005			
2008/09-3	ME-CC	matrix spike dup, rec	3/2/2009	PCB	PCB 151	n/a	=	86	%	EPA 625m	-88	-88	70	116	
2008/09-3	ME-CC	matrix spike, rec	3/2/2009	PCB	PCB 151	n/a	=	84	%	EPA 625m	-88	-88	70	116	
2008/09-3	ME-CC	matrix spike, RPD	3/2/2009	PCB	PCB 151	n/a	=	2	%	EPA 625m	-88	-88	0	30	
2008/09-3	ME-SCR	field blank	3/2/2009	PCB	PCB 151	n/a	<	0.001	µg/L	EPA 625m	0.001	0.005			
2008/09-3	Lab	LCS	3/2/2009	PCB	PCB 153	n/a	=	0.1819	µg/L	EPA 625m	0.001	0.005			
2008/09-3	Lab	LCS dup	3/2/2009	PCB	PCB 153	n/a	=	0.1845	µg/L	EPA 625m	0.001	0.005			
2008/09-3	Lab	LCS dup, rec	3/2/2009	PCB	PCB 153	n/a	=	101	%	EPA 625m	-88	-88	76	109	
2008/09-3	Lab	LCS, rec	3/2/2009	PCB	PCB 153	n/a	=	100	%	EPA 625m	-88	-88	76	109	
2008/09-3	Lab	LCS, RPD	3/2/2009	PCB	PCB 153	n/a	=	1	%	EPA 625m	-88	-88	0	30	
2008/09-3	Lab	method blank	3/2/2009	PCB	PCB 153	n/a	<	0.001	µg/L	EPA 625m	0.001	0.005			
2008/09-3	ME-CC	lab duplicate	3/2/2009	PCB	PCB 153	n/a	<	0.001	µg/L	EPA 625m	0.001	0.005	0	30	
2008/09-3	ME-CC	matrix spike	3/2/2009	PCB	PCB 153	n/a	=	0.6649	µg/L	EPA 625m	0.001	0.005			

Appendix G
2008/09 QA/QC Analysis Results

Event ID	Site ID	QA/QC Sample Type	Analysis Date	Classification	Constituent	Fraction	Sign	Result	Units	Method	MDL	RL	QA LCL	QA UCL	DQO Comp.
2008/09-3	ME-CC	matrix spike dup	3/2/2009	PCB	PCB 153	n/a	=	0.6722	µg/L	EPA 625m	0.001	0.005			
2008/09-3	ME-CC	matrix spike dup, rec	3/2/2009	PCB	PCB 153	n/a	=	90	%	EPA 625m	-88	-88	76	109	
2008/09-3	ME-CC	matrix spike, rec	3/2/2009	PCB	PCB 153	n/a	=	89	%	EPA 625m	-88	-88	76	109	
2008/09-3	ME-CC	matrix spike, RPD	3/2/2009	PCB	PCB 153	n/a	=	1	%	EPA 625m	-88	-88	0	30	
2008/09-3	ME-SCR	field blank	3/2/2009	PCB	PCB 153	n/a	<	0.001	µg/L	EPA 625m	0.001	0.005			
2008/09-3	Lab	LCS	3/2/2009	PCB	PCB 156	n/a	=	0.193	µg/L	EPA 625m	0.001	0.005			
2008/09-3	Lab	LCS dup	3/2/2009	PCB	PCB 156	n/a	=	0.1806	µg/L	EPA 625m	0.001	0.005			
2008/09-3	Lab	LCS dup, rec	3/2/2009	PCB	PCB 156	n/a	=	99	%	EPA 625m	-88	-88	71	118	
2008/09-3	Lab	LCS, rec	3/2/2009	PCB	PCB 156	n/a	=	106	%	EPA 625m	-88	-88	71	118	
2008/09-3	Lab	LCS, RPD	3/2/2009	PCB	PCB 156	n/a	=	7	%	EPA 625m	-88	-88	0	30	
2008/09-3	Lab	method blank	3/2/2009	PCB	PCB 156	n/a	<	0.001	µg/L	EPA 625m	0.001	0.005			
2008/09-3	ME-CC	lab duplicate	3/2/2009	PCB	PCB 156	n/a	<	0.001	µg/L	EPA 625m	0.001	0.005	0	30	
2008/09-3	ME-CC	matrix spike	3/2/2009	PCB	PCB 156	n/a	=	0.8041	µg/L	EPA 625m	0.001	0.005			
2008/09-3	ME-CC	matrix spike dup	3/2/2009	PCB	PCB 156	n/a	=	0.7639	µg/L	EPA 625m	0.001	0.005			
2008/09-3	ME-CC	matrix spike dup, rec	3/2/2009	PCB	PCB 156	n/a	=	103	%	EPA 625m	-88	-88	71	118	
2008/09-3	ME-CC	matrix spike, rec	3/2/2009	PCB	PCB 156	n/a	=	108	%	EPA 625m	-88	-88	71	118	
2008/09-3	ME-CC	matrix spike, RPD	3/2/2009	PCB	PCB 156	n/a	=	5	%	EPA 625m	-88	-88	0	30	
2008/09-3	ME-SCR	field blank	3/2/2009	PCB	PCB 156	n/a	<	0.001	µg/L	EPA 625m	0.001	0.005			
2008/09-3	Lab	LCS	3/2/2009	PCB	PCB 157	n/a	=	0.2039	µg/L	EPA 625m	0.001	0.005			
2008/09-3	Lab	LCS dup	3/2/2009	PCB	PCB 157	n/a	=	0.2063	µg/L	EPA 625m	0.001	0.005			
2008/09-3	Lab	LCS dup, rec	3/2/2009	PCB	PCB 157	n/a	=	113	%	EPA 625m	-88	-88	69	115	
2008/09-3	Lab	LCS, rec	3/2/2009	PCB	PCB 157	n/a	=	112	%	EPA 625m	-88	-88	69	115	
2008/09-3	Lab	LCS, RPD	3/2/2009	PCB	PCB 157	n/a	=	1	%	EPA 625m	-88	-88	0	30	
2008/09-3	Lab	method blank	3/2/2009	PCB	PCB 157	n/a	<	0.001	µg/L	EPA 625m	0.001	0.005			
2008/09-3	ME-CC	lab duplicate	3/2/2009	PCB	PCB 157	n/a	<	0.001	µg/L	EPA 625m	0.001	0.005	0	30	
2008/09-3	ME-CC	matrix spike	3/2/2009	PCB	PCB 157	n/a	=	0.643	µg/L	EPA 625m	0.001	0.005			
2008/09-3	ME-CC	matrix spike dup	3/2/2009	PCB	PCB 157	n/a	=	0.6042	µg/L	EPA 625m	0.001	0.005			
2008/09-3	ME-CC	matrix spike dup, rec	3/2/2009	PCB	PCB 157	n/a	=	81	%	EPA 625m	-88	-88	69	115	
2008/09-3	ME-CC	matrix spike, rec	3/2/2009	PCB	PCB 157	n/a	=	86	%	EPA 625m	-88	-88	69	115	
2008/09-3	ME-CC	matrix spike, RPD	3/2/2009	PCB	PCB 157	n/a	=	6	%	EPA 625m	-88	-88	0	30	
2008/09-3	ME-SCR	field blank	3/2/2009	PCB	PCB 157	n/a	<	0.001	µg/L	EPA 625m	0.001	0.005			
2008/09-3	Lab	LCS	3/2/2009	PCB	PCB 158	n/a	=	0.1883	µg/L	EPA 625m	0.001	0.005			
2008/09-3	Lab	LCS dup	3/2/2009	PCB	PCB 158	n/a	=	0.1892	µg/L	EPA 625m	0.001	0.005			
2008/09-3	Lab	LCS dup, rec	3/2/2009	PCB	PCB 158	n/a	=	104	%	EPA 625m	-88	-88	71	120	
2008/09-3	Lab	LCS, rec	3/2/2009	PCB	PCB 158	n/a	=	104	%	EPA 625m	-88	-88	71	120	
2008/09-3	Lab	LCS, RPD	3/2/2009	PCB	PCB 158	n/a	=	0	%	EPA 625m	-88	-88	0	30	
2008/09-3	Lab	method blank	3/2/2009	PCB	PCB 158	n/a	<	0.001	µg/L	EPA 625m	0.001	0.005			
2008/09-3	ME-CC	lab duplicate	3/2/2009	PCB	PCB 158	n/a	<	0.001	µg/L	EPA 625m	0.001	0.005	0	30	
2008/09-3	ME-CC	matrix spike	3/2/2009	PCB	PCB 158	n/a	=	0.5849	µg/L	EPA 625m	0.001	0.005			
2008/09-3	ME-CC	matrix spike dup	3/2/2009	PCB	PCB 158	n/a	=	0.5715	µg/L	EPA 625m	0.001	0.005			
2008/09-3	ME-CC	matrix spike dup, rec	3/2/2009	PCB	PCB 158	n/a	=	77	%	EPA 625m	-88	-88	71	120	
2008/09-3	ME-CC	matrix spike, rec	3/2/2009	PCB	PCB 158	n/a	=	79	%	EPA 625m	-88	-88	71	120	
2008/09-3	ME-CC	matrix spike, RPD	3/2/2009	PCB	PCB 158	n/a	=	3	%	EPA 625m	-88	-88	0	30	
2008/09-3	ME-SCR	field blank	3/2/2009	PCB	PCB 158	n/a	<	0.001	µg/L	EPA 625m	0.001	0.005			
2008/09-3	Lab	LCS	3/2/2009	PCB	PCB 167	n/a	=	0.1705	µg/L	EPA 625m	0.001	0.005			
2008/09-3	Lab	LCS dup	3/2/2009	PCB	PCB 167	n/a	=	0.179	µg/L	EPA 625m	0.001	0.005			
2008/09-3	Lab	LCS dup, rec	3/2/2009	PCB	PCB 167	n/a	=	98	%	EPA 625m	-88	-88	63	117	
2008/09-3	Lab	LCS, rec	3/2/2009	PCB	PCB 167	n/a	=	94	%	EPA 625m	-88	-88	63	117	
2008/09-3	Lab	LCS, RPD	3/2/2009	PCB	PCB 167	n/a	=	4	%	EPA 625m	-88	-88	0	30	
2008/09-3	Lab	method blank	3/2/2009	PCB	PCB 167	n/a	<	0.001	µg/L	EPA 625m	0.001	0.005			
2008/09-3	ME-CC	lab duplicate	3/2/2009	PCB	PCB 167	n/a	<	0.001	µg/L	EPA 625m	0.001	0.005	0	30	
2008/09-3	ME-CC	matrix spike	3/2/2009	PCB	PCB 167	n/a	=	0.6971	µg/L	EPA 625m	0.001	0.005			
2008/09-3	ME-CC	matrix spike dup	3/2/2009	PCB	PCB 167	n/a	=	0.6906	µg/L	EPA 625m	0.001	0.005			
2008/09-3	ME-CC	matrix spike dup, rec	3/2/2009	PCB	PCB 167	n/a	=	93	%	EPA 625m	-88	-88	63	117	
2008/09-3	ME-CC	matrix spike, rec	3/2/2009	PCB	PCB 167	n/a	=	94	%	EPA 625m	-88	-88	63	117	
2008/09-3	ME-CC	matrix spike, RPD	3/2/2009	PCB	PCB 167	n/a	=	1	%	EPA 625m	-88	-88	0	30	

Appendix G
2008/09 QA/QC Analysis Results

Event ID	Site ID	QA/QC Sample Type	Analysis Date	Classification	Constituent	Fraction	Sign	Result	Units	Method	MDL	RL	QA LCL	QA UCL	DQO Comp.
2008/09-3	ME-SCR	field blank	3/2/2009	PCB	PCB 167	n/a	<	0.001	µg/L	EPA 625m	0.001	0.005			
2008/09-3	Lab	LCS	3/2/2009	PCB	PCB 168 + 132	n/a	=	0.3858	µg/L	EPA 625m	0.001	0.005			
2008/09-3	Lab	LCS dup	3/2/2009	PCB	PCB 168 + 132	n/a	=	0.3831	µg/L	EPA 625m	0.001	0.005			
2008/09-3	Lab	LCS dup, rec	3/2/2009	PCB	PCB 168 + 132	n/a	=	105	%	EPA 625m	-88	-88	67	116	
2008/09-3	Lab	LCS, rec	3/2/2009	PCB	PCB 168 + 132	n/a	=	106	%	EPA 625m	-88	-88	67	116	
2008/09-3	Lab	LCS, RPD	3/2/2009	PCB	PCB 168 + 132	n/a	=	1	%	EPA 625m	-88	-88	0	30	
2008/09-3	Lab	method blank	3/2/2009	PCB	PCB 168 + 132	n/a	<	0.001	µg/L	EPA 625m	0.001	0.005			
2008/09-3	ME-CC	lab duplicate	3/2/2009	PCB	PCB 168 + 132	n/a	<	0.001	µg/L	EPA 625m	0.001	0.005	0	30	
2008/09-3	ME-CC	matrix spike	3/2/2009	PCB	PCB 168 + 132	n/a	=	1.1628	µg/L	EPA 625m	0.001	0.005			
2008/09-3	ME-CC	matrix spike dup	3/2/2009	PCB	PCB 168 + 132	n/a	=	1.1314	µg/L	EPA 625m	0.001	0.005			
2008/09-3	ME-CC	matrix spike dup, rec	3/2/2009	PCB	PCB 168 + 132	n/a	=	76	%	EPA 625m	-88	-88	67	116	
2008/09-3	ME-CC	matrix spike, rec	3/2/2009	PCB	PCB 168 + 132	n/a	=	78	%	EPA 625m	-88	-88	67	116	
2008/09-3	ME-CC	matrix spike, RPD	3/2/2009	PCB	PCB 168 + 132	n/a	=	3	%	EPA 625m	-88	-88	0	30	
2008/09-3	ME-SCR	field blank	3/2/2009	PCB	PCB 168 + 132	n/a	<	0.001	µg/L	EPA 625m	0.001	0.005			
2008/09-3	Lab	LCS	3/2/2009	PCB	PCB 169	n/a	=	0.2209	µg/L	EPA 625m	0.001	0.005			
2008/09-3	Lab	LCS dup	3/2/2009	PCB	PCB 169	n/a	=	0.2114	µg/L	EPA 625m	0.001	0.005			
2008/09-3	Lab	LCS dup, rec	3/2/2009	PCB	PCB 169	n/a	=	116	%	EPA 625m	-88	-88	73	128	
2008/09-3	Lab	LCS, rec	3/2/2009	PCB	PCB 169	n/a	=	122	%	EPA 625m	-88	-88	73	128	
2008/09-3	Lab	LCS, RPD	3/2/2009	PCB	PCB 169	n/a	=	5	%	EPA 625m	-88	-88	0	30	
2008/09-3	Lab	method blank	3/2/2009	PCB	PCB 169	n/a	<	0.001	µg/L	EPA 625m	0.001	0.005			
2008/09-3	ME-CC	lab duplicate	3/2/2009	PCB	PCB 169	n/a	<	0.001	µg/L	EPA 625m	0.001	0.005	0	30	
2008/09-3	ME-CC	matrix spike	3/2/2009	PCB	PCB 169	n/a	=	0.8356	µg/L	EPA 625m	0.001	0.005			
2008/09-3	ME-CC	matrix spike dup	3/2/2009	PCB	PCB 169	n/a	=	0.8099	µg/L	EPA 625m	0.001	0.005			
2008/09-3	ME-CC	matrix spike dup, rec	3/2/2009	PCB	PCB 169	n/a	=	109	%	EPA 625m	-88	-88	73	128	
2008/09-3	ME-CC	matrix spike, rec	3/2/2009	PCB	PCB 169	n/a	=	112	%	EPA 625m	-88	-88	73	128	
2008/09-3	ME-CC	matrix spike, RPD	3/2/2009	PCB	PCB 169	n/a	=	3	%	EPA 625m	-88	-88	0	30	
2008/09-3	ME-SCR	field blank	3/2/2009	PCB	PCB 169	n/a	<	0.001	µg/L	EPA 625m	0.001	0.005			
2008/09-3	Lab	LCS	3/2/2009	PCB	PCB 170	n/a	=	0.211	µg/L	EPA 625m	0.001	0.005			
2008/09-3	Lab	LCS dup	3/2/2009	PCB	PCB 170	n/a	=	0.205	µg/L	EPA 625m	0.001	0.005			
2008/09-3	Lab	LCS dup, rec	3/2/2009	PCB	PCB 170	n/a	=	113	%	EPA 625m	-88	-88	61	129	
2008/09-3	Lab	LCS, rec	3/2/2009	PCB	PCB 170	n/a	=	116	%	EPA 625m	-88	-88	61	129	
2008/09-3	Lab	LCS, RPD	3/2/2009	PCB	PCB 170	n/a	=	3	%	EPA 625m	-88	-88	0	30	
2008/09-3	Lab	method blank	3/2/2009	PCB	PCB 170	n/a	<	0.001	µg/L	EPA 625m	0.001	0.005			
2008/09-3	ME-CC	lab duplicate	3/2/2009	PCB	PCB 170	n/a	<	0.001	µg/L	EPA 625m	0.001	0.005	0	30	
2008/09-3	ME-CC	matrix spike	3/2/2009	PCB	PCB 170	n/a	=	0.734	µg/L	EPA 625m	0.001	0.005			
2008/09-3	ME-CC	matrix spike dup	3/2/2009	PCB	PCB 170	n/a	=	0.7498	µg/L	EPA 625m	0.001	0.005			
2008/09-3	ME-CC	matrix spike dup, rec	3/2/2009	PCB	PCB 170	n/a	=	101	%	EPA 625m	-88	-88	61	129	
2008/09-3	ME-CC	matrix spike, rec	3/2/2009	PCB	PCB 170	n/a	=	99	%	EPA 625m	-88	-88	61	129	
2008/09-3	ME-CC	matrix spike, RPD	3/2/2009	PCB	PCB 170	n/a	=	2	%	EPA 625m	-88	-88	0	30	
2008/09-3	ME-SCR	field blank	3/2/2009	PCB	PCB 170	n/a	<	0.001	µg/L	EPA 625m	0.001	0.005			
2008/09-3	Lab	LCS	3/2/2009	PCB	PCB 174	n/a	=	0.1979	µg/L	EPA 625m	0.001	0.005			
2008/09-3	Lab	LCS dup	3/2/2009	PCB	PCB 174	n/a	=	0.19	µg/L	EPA 625m	0.001	0.005			
2008/09-3	Lab	LCS dup, rec	3/2/2009	PCB	PCB 174	n/a	=	105	%	EPA 625m	-88	-88	54	131	
2008/09-3	Lab	LCS, rec	3/2/2009	PCB	PCB 174	n/a	=	109	%	EPA 625m	-88	-88	54	131	
2008/09-3	Lab	LCS, RPD	3/2/2009	PCB	PCB 174	n/a	=	4	%	EPA 625m	-88	-88	0	30	
2008/09-3	Lab	method blank	3/2/2009	PCB	PCB 174	n/a	<	0.001	µg/L	EPA 625m	0.001	0.005			
2008/09-3	ME-CC	lab duplicate	3/2/2009	PCB	PCB 174	n/a	<	0.001	µg/L	EPA 625m	0.001	0.005	0	30	
2008/09-3	ME-CC	matrix spike	3/2/2009	PCB	PCB 174	n/a	=	0.5452	µg/L	EPA 625m	0.001	0.005			
2008/09-3	ME-CC	matrix spike dup	3/2/2009	PCB	PCB 174	n/a	=	0.5202	µg/L	EPA 625m	0.001	0.005			
2008/09-3	ME-CC	matrix spike dup, rec	3/2/2009	PCB	PCB 174	n/a	=	70	%	EPA 625m	-88	-88	54	131	
2008/09-3	ME-CC	matrix spike, rec	3/2/2009	PCB	PCB 174	n/a	=	73	%	EPA 625m	-88	-88	54	131	
2008/09-3	ME-CC	matrix spike, RPD	3/2/2009	PCB	PCB 174	n/a	=	4	%	EPA 625m	-88	-88	0	30	
2008/09-3	ME-SCR	field blank	3/2/2009	PCB	PCB 174	n/a	<	0.001	µg/L	EPA 625m	0.001	0.005			
2008/09-3	Lab	LCS	3/2/2009	PCB	PCB 177	n/a	=	0.2236	µg/L	EPA 625m	0.001	0.005			
2008/09-3	Lab	LCS dup	3/2/2009	PCB	PCB 177	n/a	=	0.2167	µg/L	EPA 625m	0.001	0.005			
2008/09-3	Lab	LCS dup, rec	3/2/2009	PCB	PCB 177	n/a	=	119	%	EPA 625m	-88	-88	69	127	

Appendix G
2008/09 QA/QC Analysis Results

Event ID	Site ID	QA/QC Sample Type	Analysis Date	Classification	Constituent	Fraction	Sign	Result	Units	Method	MDL	RL	QA LCL	QA UCL	DQO Comp.
2008/09-3	Lab	LCS, rec	3/2/2009	PCB	PCB 177	n/a	=	123	%	EPA 625m	-88	-88	69	127	
2008/09-3	Lab	LCS, RPD	3/2/2009	PCB	PCB 177	n/a	=	3	%	EPA 625m	-88	-88	0	30	
2008/09-3	Lab	method blank	3/2/2009	PCB	PCB 177	n/a	<	0.001	µg/L	EPA 625m	0.001	0.005			
2008/09-3	ME-CC	lab duplicate	3/2/2009	PCB	PCB 177	n/a	<	0.001	µg/L	EPA 625m	0.001	0.005	0	30	
2008/09-3	ME-CC	matrix spike	3/2/2009	PCB	PCB 177	n/a	=	0.568	µg/L	EPA 625m	0.001	0.005			
2008/09-3	ME-CC	matrix spike dup	3/2/2009	PCB	PCB 177	n/a	=	0.5679	µg/L	EPA 625m	0.001	0.005			
2008/09-3	ME-CC	matrix spike dup, rec	3/2/2009	PCB	PCB 177	n/a	=	76	%	EPA 625m	-88	-88	69	127	
2008/09-3	ME-CC	matrix spike, rec	3/2/2009	PCB	PCB 177	n/a	=	76	%	EPA 625m	-88	-88	69	127	
2008/09-3	ME-CC	matrix spike, RPD	3/2/2009	PCB	PCB 177	n/a	=	0	%	EPA 625m	-88	-88	0	30	
2008/09-3	ME-SCR	field blank	3/2/2009	PCB	PCB 177	n/a	<	0.001	µg/L	EPA 625m	0.001	0.005			
2008/09-3	Lab	LCS	3/2/2009	PCB	PCB 180	n/a	=	0.1669	µg/L	EPA 625m	0.001	0.005			
2008/09-3	Lab	LCS dup	3/2/2009	PCB	PCB 180	n/a	=	0.168	µg/L	EPA 625m	0.001	0.005			
2008/09-3	Lab	LCS dup, rec	3/2/2009	PCB	PCB 180	n/a	=	92	%	EPA 625m	-88	-88	65	126	
2008/09-3	Lab	LCS, rec	3/2/2009	PCB	PCB 180	n/a	=	92	%	EPA 625m	-88	-88	65	126	
2008/09-3	Lab	LCS, RPD	3/2/2009	PCB	PCB 180	n/a	=	0	%	EPA 625m	-88	-88	0	30	
2008/09-3	Lab	method blank	3/2/2009	PCB	PCB 180	n/a	<	0.001	µg/L	EPA 625m	0.001	0.005			
2008/09-3	ME-CC	lab duplicate	3/2/2009	PCB	PCB 180	n/a	<	0.001	µg/L	EPA 625m	0.001	0.005	0	30	
2008/09-3	ME-CC	matrix spike	3/2/2009	PCB	PCB 180	n/a	=	0.6477	µg/L	EPA 625m	0.001	0.005			
2008/09-3	ME-CC	matrix spike dup	3/2/2009	PCB	PCB 180	n/a	=	0.6331	µg/L	EPA 625m	0.001	0.005			
2008/09-3	ME-CC	matrix spike dup, rec	3/2/2009	PCB	PCB 180	n/a	=	85	%	EPA 625m	-88	-88	65	126	
2008/09-3	ME-CC	matrix spike, rec	3/2/2009	PCB	PCB 180	n/a	=	87	%	EPA 625m	-88	-88	65	126	
2008/09-3	ME-CC	matrix spike, RPD	3/2/2009	PCB	PCB 180	n/a	=	2	%	EPA 625m	-88	-88	0	30	
2008/09-3	ME-SCR	field blank	3/2/2009	PCB	PCB 180	n/a	<	0.001	µg/L	EPA 625m	0.001	0.005			
2008/09-3	Lab	LCS	3/2/2009	PCB	PCB 183	n/a	=	0.1688	µg/L	EPA 625m	0.001	0.005			
2008/09-3	Lab	LCS dup	3/2/2009	PCB	PCB 183	n/a	=	0.1854	µg/L	EPA 625m	0.001	0.005			
2008/09-3	Lab	LCS dup, rec	3/2/2009	PCB	PCB 183	n/a	=	102	%	EPA 625m	-88	-88	71	113	
2008/09-3	Lab	LCS, rec	3/2/2009	PCB	PCB 183	n/a	=	93	%	EPA 625m	-88	-88	71	113	
2008/09-3	Lab	LCS, RPD	3/2/2009	PCB	PCB 183	n/a	=	9	%	EPA 625m	-88	-88	0	30	
2008/09-3	Lab	method blank	3/2/2009	PCB	PCB 183	n/a	<	0.001	µg/L	EPA 625m	0.001	0.005			
2008/09-3	ME-CC	lab duplicate	3/2/2009	PCB	PCB 183	n/a	<	0.001	µg/L	EPA 625m	0.001	0.005	0	30	
2008/09-3	ME-CC	matrix spike	3/2/2009	PCB	PCB 183	n/a	=	0.6126	µg/L	EPA 625m	0.001	0.005			
2008/09-3	ME-CC	matrix spike dup	3/2/2009	PCB	PCB 183	n/a	=	0.5968	µg/L	EPA 625m	0.001	0.005			
2008/09-3	ME-CC	matrix spike dup, rec	3/2/2009	PCB	PCB 183	n/a	=	80	%	EPA 625m	-88	-88	71	113	
2008/09-3	ME-CC	matrix spike, rec	3/2/2009	PCB	PCB 183	n/a	=	82	%	EPA 625m	-88	-88	71	113	
2008/09-3	ME-CC	matrix spike, RPD	3/2/2009	PCB	PCB 183	n/a	=	2	%	EPA 625m	-88	-88	0	30	
2008/09-3	ME-SCR	field blank	3/2/2009	PCB	PCB 183	n/a	<	0.001	µg/L	EPA 625m	0.001	0.005			
2008/09-3	Lab	LCS	3/2/2009	PCB	PCB 187	n/a	=	0.1846	µg/L	EPA 625m	0.001	0.005			
2008/09-3	Lab	LCS dup	3/2/2009	PCB	PCB 187	n/a	=	0.1914	µg/L	EPA 625m	0.001	0.005			
2008/09-3	Lab	LCS dup, rec	3/2/2009	PCB	PCB 187	n/a	=	105	%	EPA 625m	-88	-88	63	123	
2008/09-3	Lab	LCS, rec	3/2/2009	PCB	PCB 187	n/a	=	102	%	EPA 625m	-88	-88	63	123	
2008/09-3	Lab	LCS, RPD	3/2/2009	PCB	PCB 187	n/a	=	3	%	EPA 625m	-88	-88	0	30	
2008/09-3	Lab	method blank	3/2/2009	PCB	PCB 187	n/a	<	0.001	µg/L	EPA 625m	0.001	0.005			
2008/09-3	ME-CC	lab duplicate	3/2/2009	PCB	PCB 187	n/a	<	0.001	µg/L	EPA 625m	0.001	0.005	0	30	
2008/09-3	ME-CC	matrix spike	3/2/2009	PCB	PCB 187	n/a	=	0.7064	µg/L	EPA 625m	0.001	0.005			
2008/09-3	ME-CC	matrix spike dup	3/2/2009	PCB	PCB 187	n/a	=	0.6893	µg/L	EPA 625m	0.001	0.005			
2008/09-3	ME-CC	matrix spike dup, rec	3/2/2009	PCB	PCB 187	n/a	=	93	%	EPA 625m	-88	-88	63	123	
2008/09-3	ME-CC	matrix spike, rec	3/2/2009	PCB	PCB 187	n/a	=	95	%	EPA 625m	-88	-88	63	123	
2008/09-3	ME-CC	matrix spike, RPD	3/2/2009	PCB	PCB 187	n/a	=	2	%	EPA 625m	-88	-88	0	30	
2008/09-3	ME-SCR	field blank	3/2/2009	PCB	PCB 187	n/a	<	0.001	µg/L	EPA 625m	0.001	0.005			
2008/09-3	Lab	LCS	3/2/2009	PCB	PCB 189	n/a	=	0.1405	µg/L	EPA 625m	0.001	0.005			
2008/09-3	Lab	LCS dup	3/2/2009	PCB	PCB 189	n/a	=	0.1508	µg/L	EPA 625m	0.001	0.005			
2008/09-3	Lab	LCS dup, rec	3/2/2009	PCB	PCB 189	n/a	=	83	%	EPA 625m	-88	-88	69	123	
2008/09-3	Lab	LCS, rec	3/2/2009	PCB	PCB 189	n/a	=	77	%	EPA 625m	-88	-88	69	123	
2008/09-3	Lab	LCS, RPD	3/2/2009	PCB	PCB 189	n/a	=	8	%	EPA 625m	-88	-88	0	30	
2008/09-3	Lab	method blank	3/2/2009	PCB	PCB 189	n/a	<	0.001	µg/L	EPA 625m	0.001	0.005			
2008/09-3	ME-CC	lab duplicate	3/2/2009	PCB	PCB 189	n/a	<	0.001	µg/L	EPA 625m	0.001	0.005	0	30	

Appendix G
2008/09 QA/QC Analysis Results

Event ID	Site ID	QA/QC Sample Type	Analysis Date	Classification	Constituent	Fraction	Sign	Result	Units	Method	MDL	RL	QA LCL	QA UCL	DQO Comp.
2008/09-3	ME-CC	matrix spike	3/2/2009	PCB	PCB 189	n/a	=	0.6983	µg/L	EPA 625m	0.001	0.005			
2008/09-3	ME-CC	matrix spike dup	3/2/2009	PCB	PCB 189	n/a	=	0.6527	µg/L	EPA 625m	0.001	0.005			
2008/09-3	ME-CC	matrix spike dup, rec	3/2/2009	PCB	PCB 189	n/a	=	88	%	EPA 625m	-88	-88	69	123	
2008/09-3	ME-CC	matrix spike, rec	3/2/2009	PCB	PCB 189	n/a	=	94	%	EPA 625m	-88	-88	69	123	
2008/09-3	ME-CC	matrix spike, RPD	3/2/2009	PCB	PCB 189	n/a	=	7	%	EPA 625m	-88	-88	0	30	
2008/09-3	ME-SCR	field blank	3/2/2009	PCB	PCB 189	n/a	<	0.001	µg/L	EPA 625m	0.001	0.005			
2008/09-3	Lab	LCS	3/2/2009	PCB	PCB 194	n/a	=	0.1978	µg/L	EPA 625m	0.001	0.005			
2008/09-3	Lab	LCS dup	3/2/2009	PCB	PCB 194	n/a	=	0.1903	µg/L	EPA 625m	0.001	0.005			
2008/09-3	Lab	LCS dup, rec	3/2/2009	PCB	PCB 194	n/a	=	105	%	EPA 625m	-88	-88	65	126	
2008/09-3	Lab	LCS, rec	3/2/2009	PCB	PCB 194	n/a	=	109	%	EPA 625m	-88	-88	65	126	
2008/09-3	Lab	LCS, RPD	3/2/2009	PCB	PCB 194	n/a	=	4	%	EPA 625m	-88	-88	0	30	
2008/09-3	Lab	method blank	3/2/2009	PCB	PCB 194	n/a	<	0.001	µg/L	EPA 625m	0.001	0.005			
2008/09-3	ME-CC	lab duplicate	3/2/2009	PCB	PCB 194	n/a	<	0.001	µg/L	EPA 625m	0.001	0.005	0	30	
2008/09-3	ME-CC	matrix spike	3/2/2009	PCB	PCB 194	n/a	=	0.7393	µg/L	EPA 625m	0.001	0.005			
2008/09-3	ME-CC	matrix spike dup	3/2/2009	PCB	PCB 194	n/a	=	0.7113	µg/L	EPA 625m	0.001	0.005			
2008/09-3	ME-CC	matrix spike dup, rec	3/2/2009	PCB	PCB 194	n/a	=	96	%	EPA 625m	-88	-88	65	126	
2008/09-3	ME-CC	matrix spike, rec	3/2/2009	PCB	PCB 194	n/a	=	99	%	EPA 625m	-88	-88	65	126	
2008/09-3	ME-CC	matrix spike, RPD	3/2/2009	PCB	PCB 194	n/a	=	3	%	EPA 625m	-88	-88	0	30	
2008/09-3	ME-SCR	field blank	3/2/2009	PCB	PCB 194	n/a	<	0.001	µg/L	EPA 625m	0.001	0.005			
2008/09-3	Lab	LCS	3/2/2009	PCB	PCB 195	n/a	=	0.1746	µg/L	EPA 625m	0.001	0.005			
2008/09-3	Lab	LCS dup	3/2/2009	PCB	PCB 195	n/a	=	0.189	µg/L	EPA 625m	0.001	0.005			
2008/09-3	Lab	LCS dup, rec	3/2/2009	PCB	PCB 195	n/a	=	104	%	EPA 625m	-88	-88	67	132	
2008/09-3	Lab	LCS, rec	3/2/2009	PCB	PCB 195	n/a	=	96	%	EPA 625m	-88	-88	67	132	
2008/09-3	Lab	LCS, RPD	3/2/2009	PCB	PCB 195	n/a	=	8	%	EPA 625m	-88	-88	0	30	
2008/09-3	Lab	method blank	3/2/2009	PCB	PCB 195	n/a	<	0.001	µg/L	EPA 625m	0.001	0.005			
2008/09-3	ME-CC	lab duplicate	3/2/2009	PCB	PCB 195	n/a	<	0.001	µg/L	EPA 625m	0.001	0.005	0	30	
2008/09-3	ME-CC	matrix spike	3/2/2009	PCB	PCB 195	n/a	=	0.778	µg/L	EPA 625m	0.001	0.005			
2008/09-3	ME-CC	matrix spike dup	3/2/2009	PCB	PCB 195	n/a	=	0.7163	µg/L	EPA 625m	0.001	0.005			
2008/09-3	ME-CC	matrix spike dup, rec	3/2/2009	PCB	PCB 195	n/a	=	96	%	EPA 625m	-88	-88	67	132	
2008/09-3	ME-CC	matrix spike, rec	3/2/2009	PCB	PCB 195	n/a	=	105	%	EPA 625m	-88	-88	67	132	
2008/09-3	ME-CC	matrix spike, RPD	3/2/2009	PCB	PCB 195	n/a	=	9	%	EPA 625m	-88	-88	0	30	
2008/09-3	ME-SCR	field blank	3/2/2009	PCB	PCB 195	n/a	<	0.001	µg/L	EPA 625m	0.001	0.005			
2008/09-3	Lab	srgt LCS	3/2/2009	PCB	PCB 198	n/a	=	0.44	µg/L	EPA 625m	-88	-88	0	0	
2008/09-3	Lab	srgt LCS dup	3/2/2009	PCB	PCB 198	n/a	=	0.455	µg/L	EPA 625m	-88	-88	0	0	
2008/09-3	Lab	srgt LCS dup, rec	3/2/2009	PCB	PCB 198	n/a	=	91	%	EPA 625m	-88	-88	55	146	
2008/09-3	Lab	srgt LCS, rec	3/2/2009	PCB	PCB 198	n/a	=	88	%	EPA 625m	-88	-88	55	146	
2008/09-3	Lab	srgt LCS, RPD	3/2/2009	PCB	PCB 198	n/a	=	3	%	EPA 625m	-88	-88	0	30	
2008/09-3	Lab	srgt method blank	3/2/2009	PCB	PCB 198	n/a	=	0.5	µg/L	EPA 625m	-88	-88	0	0	
2008/09-3	Lab	srgt method blank, rec	3/2/2009	PCB	PCB 198	n/a	=	100	%	EPA 625m	-88	-88	55	146	
2008/09-3	ME-CC	srgt environ	3/2/2009	PCB	PCB 198	n/a	=	0.48	µg/L	EPA 625m	-88	-88	0	0	
2008/09-3	ME-CC	srgt environ	3/2/2009	PCB	PCB 198	n/a	=	0.43	µg/L	EPA 625m	-88	-88	0	0	
2008/09-3	ME-CC	srgt environ, rec	3/2/2009	PCB	PCB 198	n/a	=	86	%	EPA 625m	-88	-88	55	146	
2008/09-3	ME-CC	srgt environ, rec	3/2/2009	PCB	PCB 198	n/a	=	96	%	EPA 625m	-88	-88	55	146	
2008/09-3	ME-CC	srgt matrix spike	3/2/2009	PCB	PCB 198	n/a	=	0.55	µg/L	EPA 625m	-88	-88	0	0	
2008/09-3	ME-CC	srgt matrix spike dup	3/2/2009	PCB	PCB 198	n/a	=	0.54	µg/L	EPA 625m	-88	-88	0	0	
2008/09-3	ME-CC	srgt matrix spike dup, rec	3/2/2009	PCB	PCB 198	n/a	=	108	%	EPA 625m	-88	-88	55	146	
2008/09-3	ME-CC	srgt matrix spike, rec	3/2/2009	PCB	PCB 198	n/a	=	110	%	EPA 625m	-88	-88	55	146	
2008/09-3	ME-CC	srgt matrix spike, RPD	3/2/2009	PCB	PCB 198	n/a	=	0	%	EPA 625m	-88	-88	0	30	
2008/09-3	ME-SCR	srgt environ	3/2/2009	PCB	PCB 198	n/a	=	0.445	µg/L	EPA 625m	-88	-88	0	0	
2008/09-3	ME-SCR	srgt environ, rec	3/2/2009	PCB	PCB 198	n/a	=	89	%	EPA 625m	-88	-88	55	146	
2008/09-3	ME-SCR	srgt field blank	3/2/2009	PCB	PCB 198	n/a	=	0.465	µg/L	EPA 625m	-88	-88	0	0	
2008/09-3	ME-SCR	srgt field blank, rec	3/2/2009	PCB	PCB 198	n/a	=	93	%	EPA 625m	-88	-88	55	146	
2008/09-3	ME-VR2	srgt environ	3/2/2009	PCB	PCB 198	n/a	=	0.505	µg/L	EPA 625m	-88	-88	0	0	
2008/09-3	ME-VR2	srgt environ, rec	3/2/2009	PCB	PCB 198	n/a	=	101	%	EPA 625m	-88	-88	55	146	
2008/09-3	Lab	LCS	3/2/2009	PCB	PCB 200	n/a	=	0.2063	µg/L	EPA 625m	0.001	0.005			
2008/09-3	Lab	LCS dup	3/2/2009	PCB	PCB 200	n/a	=	0.2089	µg/L	EPA 625m	0.001	0.005			

Appendix G
2008/09 QA/QC Analysis Results

Event ID	Site ID	QA/QC Sample Type	Analysis Date	Classification	Constituent	Fraction	Sign	Result	Units	Method	MDL	RL	QA LCL	QA UCL	DQO Comp.
2008/09-3	Lab	LCS dup, rec	3/2/2009	PCB	PCB 200	n/a	=	115	%	EPA 625m	-88	-88	65	117	
2008/09-3	Lab	LCS, rec	3/2/2009	PCB	PCB 200	n/a	=	113	%	EPA 625m	-88	-88	65	117	
2008/09-3	Lab	LCS, RPD	3/2/2009	PCB	PCB 200	n/a	=	2	%	EPA 625m	-88	-88	0	30	
2008/09-3	Lab	method blank	3/2/2009	PCB	PCB 200	n/a	<	0.001	µg/L	EPA 625m	0.001	0.005			
2008/09-3	ME-CC	lab duplicate	3/2/2009	PCB	PCB 200	n/a	<	0.001	µg/L	EPA 625m	0.001	0.005	0	30	
2008/09-3	ME-CC	matrix spike	3/2/2009	PCB	PCB 200	n/a	=	0.5246	µg/L	EPA 625m	0.001	0.005			
2008/09-3	ME-CC	matrix spike dup	3/2/2009	PCB	PCB 200	n/a	=	0.5202	µg/L	EPA 625m	0.001	0.005			
2008/09-3	ME-CC	matrix spike dup, rec	3/2/2009	PCB	PCB 200	n/a	=	70	%	EPA 625m	-88	-88	65	117	
2008/09-3	ME-CC	matrix spike, rec	3/2/2009	PCB	PCB 200	n/a	=	70	%	EPA 625m	-88	-88	65	117	
2008/09-3	ME-CC	matrix spike, RPD	3/2/2009	PCB	PCB 200	n/a	=	0	%	EPA 625m	-88	-88	0	30	
2008/09-3	ME-SCR	field blank	3/2/2009	PCB	PCB 200	n/a	<	0.001	µg/L	EPA 625m	0.001	0.005			
2008/09-3	Lab	LCS	3/2/2009	PCB	PCB 201	n/a	=	0.1646	µg/L	EPA 625m	0.001	0.005			
2008/09-3	Lab	LCS dup	3/2/2009	PCB	PCB 201	n/a	=	0.155	µg/L	EPA 625m	0.001	0.005			
2008/09-3	Lab	LCS dup, rec	3/2/2009	PCB	PCB 201	n/a	=	85	%	EPA 625m	-88	-88	70	127	
2008/09-3	Lab	LCS, rec	3/2/2009	PCB	PCB 201	n/a	=	91	%	EPA 625m	-88	-88	70	127	
2008/09-3	Lab	LCS, RPD	3/2/2009	PCB	PCB 201	n/a	=	7	%	EPA 625m	-88	-88	0	30	
2008/09-3	Lab	method blank	3/2/2009	PCB	PCB 201	n/a	<	0.001	µg/L	EPA 625m	0.001	0.005			
2008/09-3	ME-CC	lab duplicate	3/2/2009	PCB	PCB 201	n/a	<	0.001	µg/L	EPA 625m	0.001	0.005	0	30	
2008/09-3	ME-CC	matrix spike	3/2/2009	PCB	PCB 201	n/a	=	0.4651	µg/L	EPA 625m	0.001	0.005			
2008/09-3	ME-CC	matrix spike dup	3/2/2009	PCB	PCB 201	n/a	=	0.4478	µg/L	EPA 625m	0.001	0.005			
2008/09-3	ME-CC	matrix spike dup, rec	3/2/2009	PCB	PCB 201	n/a	=	60	%	EPA 625m	-88	-88	70	127	
2008/09-3	ME-CC	matrix spike, rec	3/2/2009	PCB	PCB 201	n/a	=	62	%	EPA 625m	-88	-88	70	127	
2008/09-3	ME-CC	matrix spike, RPD	3/2/2009	PCB	PCB 201	n/a	=	3	%	EPA 625m	-88	-88	0	30	
2008/09-3	ME-SCR	field blank	3/2/2009	PCB	PCB 201	n/a	<	0.001	µg/L	EPA 625m	0.001	0.005			
2008/09-3	Lab	LCS	3/2/2009	PCB	PCB 203	n/a	=	0.1499	µg/L	EPA 625m	0.001	0.005			
2008/09-3	Lab	LCS dup	3/2/2009	PCB	PCB 203	n/a	=	0.1843	µg/L	EPA 625m	0.001	0.005			
2008/09-3	Lab	LCS dup, rec	3/2/2009	PCB	PCB 203	n/a	=	101	%	EPA 625m	-88	-88	60	125	
2008/09-3	Lab	LCS, rec	3/2/2009	PCB	PCB 203	n/a	=	82	%	EPA 625m	-88	-88	60	125	
2008/09-3	Lab	LCS, RPD	3/2/2009	PCB	PCB 203	n/a	=	21	%	EPA 625m	-88	-88	0	30	
2008/09-3	Lab	method blank	3/2/2009	PCB	PCB 203	n/a	<	0.001	µg/L	EPA 625m	0.001	0.005			
2008/09-3	ME-CC	lab duplicate	3/2/2009	PCB	PCB 203	n/a	<	0.001	µg/L	EPA 625m	0.001	0.005	0	30	
2008/09-3	ME-CC	matrix spike	3/2/2009	PCB	PCB 203	n/a	=	0.5902	µg/L	EPA 625m	0.001	0.005			
2008/09-3	ME-CC	matrix spike dup	3/2/2009	PCB	PCB 203	n/a	=	0.5556	µg/L	EPA 625m	0.001	0.005			
2008/09-3	ME-CC	matrix spike dup, rec	3/2/2009	PCB	PCB 203	n/a	=	75	%	EPA 625m	-88	-88	60	125	
2008/09-3	ME-CC	matrix spike, rec	3/2/2009	PCB	PCB 203	n/a	=	79	%	EPA 625m	-88	-88	60	125	
2008/09-3	ME-CC	matrix spike, RPD	3/2/2009	PCB	PCB 203	n/a	=	5	%	EPA 625m	-88	-88	0	30	
2008/09-3	ME-SCR	field blank	3/2/2009	PCB	PCB 203	n/a	<	0.001	µg/L	EPA 625m	0.001	0.005			
2008/09-3	Lab	LCS	3/2/2009	PCB	PCB 206	n/a	=	0.1819	µg/L	EPA 625m	0.001	0.005			
2008/09-3	Lab	LCS dup	3/2/2009	PCB	PCB 206	n/a	=	0.1917	µg/L	EPA 625m	0.001	0.005			
2008/09-3	Lab	LCS dup, rec	3/2/2009	PCB	PCB 206	n/a	=	105	%	EPA 625m	-88	-88	65	126	
2008/09-3	Lab	LCS, rec	3/2/2009	PCB	PCB 206	n/a	=	100	%	EPA 625m	-88	-88	65	126	
2008/09-3	Lab	LCS, RPD	3/2/2009	PCB	PCB 206	n/a	=	5	%	EPA 625m	-88	-88	0	30	
2008/09-3	Lab	method blank	3/2/2009	PCB	PCB 206	n/a	<	0.001	µg/L	EPA 625m	0.001	0.005			
2008/09-3	ME-CC	lab duplicate	3/2/2009	PCB	PCB 206	n/a	<	0.001	µg/L	EPA 625m	0.001	0.005	0	30	
2008/09-3	ME-CC	matrix spike	3/2/2009	PCB	PCB 206	n/a	=	0.6318	µg/L	EPA 625m	0.001	0.005			
2008/09-3	ME-CC	matrix spike dup	3/2/2009	PCB	PCB 206	n/a	=	0.596	µg/L	EPA 625m	0.001	0.005			
2008/09-3	ME-CC	matrix spike dup, rec	3/2/2009	PCB	PCB 206	n/a	=	80	%	EPA 625m	-88	-88	65	126	
2008/09-3	ME-CC	matrix spike, rec	3/2/2009	PCB	PCB 206	n/a	=	85	%	EPA 625m	-88	-88	65	126	
2008/09-3	ME-CC	matrix spike, RPD	3/2/2009	PCB	PCB 206	n/a	=	6	%	EPA 625m	-88	-88	0	30	
2008/09-3	ME-SCR	field blank	3/2/2009	PCB	PCB 206	n/a	<	0.001	µg/L	EPA 625m	0.001	0.005			
2008/09-3	Lab	LCS	3/2/2009	PCB	PCB 209	n/a	=	0.1734	µg/L	EPA 625m	0.001	0.005			
2008/09-3	Lab	LCS dup	3/2/2009	PCB	PCB 209	n/a	=	0.181	µg/L	EPA 625m	0.001	0.005			
2008/09-3	Lab	LCS dup, rec	3/2/2009	PCB	PCB 209	n/a	=	100	%	EPA 625m	-88	-88	64	128	
2008/09-3	Lab	LCS, rec	3/2/2009	PCB	PCB 209	n/a	=	95	%	EPA 625m	-88	-88	64	128	
2008/09-3	Lab	LCS, RPD	3/2/2009	PCB	PCB 209	n/a	=	5	%	EPA 625m	-88	-88	0	30	
2008/09-3	Lab	method blank	3/2/2009	PCB	PCB 209	n/a	<	0.001	µg/L	EPA 625m	0.001	0.005			

Appendix G
2008/09 QA/QC Analysis Results

Event ID	Site ID	QA/QC Sample Type	Analysis Date	Classification	Constituent	Fraction	Sign	Result	Units	Method	MDL	RL	QA LCL	QA UCL	DQO Comp.
2008/09-3	ME-CC	lab duplicate	3/2/2009	PCB	PCB 209	n/a	<	0.001	µg/L	EPA 625m	0.001	0.005	0	30	
2008/09-3	ME-CC	matrix spike	3/2/2009	PCB	PCB 209	n/a	=	0.3655	µg/L	EPA 625m	0.001	0.005			
2008/09-3	ME-CC	matrix spike dup	3/2/2009	PCB	PCB 209	n/a	=	0.3664	µg/L	EPA 625m	0.001	0.005			
2008/09-3	ME-CC	matrix spike dup, rec	3/2/2009	PCB	PCB 209	n/a	=	49	%	EPA 625m	-88	-88	64	128	
2008/09-3	ME-CC	matrix spike, rec	3/2/2009	PCB	PCB 209	n/a	=	49	%	EPA 625m	-88	-88	64	128	
2008/09-3	ME-CC	matrix spike, RPD	3/2/2009	PCB	PCB 209	n/a	=	0	%	EPA 625m	-88	-88	0	30	
2008/09-3	ME-SCR	field blank	3/2/2009	PCB	PCB 209	n/a	<	0.001	µg/L	EPA 625m	0.001	0.005			
2008/09-3	Lab	LCS	2/12/2009	Pesticide	2,4,5-T	n/a	=	1.75	µg/L	EPA 8151A	0.5	0.5			
2008/09-3	Lab	LCS dup	2/12/2009	Pesticide	2,4,5-T	n/a	=	1.995	µg/L	EPA 8151A	0.5	0.5			
2008/09-3	Lab	LCS dup, rec	2/12/2009	Pesticide	2,4,5-T	n/a	=	100	%	EPA 8151A	-88	-88	30	130	
2008/09-3	Lab	LCS, rec	2/12/2009	Pesticide	2,4,5-T	n/a	=	88	%	EPA 8151A	-88	-88	30	130	
2008/09-3	Lab	LCS, RPD	2/12/2009	Pesticide	2,4,5-T	n/a	=	13	%	EPA 8151A	-88	-88	0	30	
2008/09-3	Lab	method blank	2/12/2009	Pesticide	2,4,5-T	n/a	<	0.5	µg/L	EPA 8151A	0.5	0.5			
2008/09-3	Lab	method blank	2/12/2009	Pesticide	2,4,5-TP (Silvex)	n/a	<	0.5	µg/L	EPA 8151A	0.5	0.5			
2008/09-3	Lab	LCS	2/12/2009	Pesticide	2,4-D	n/a	=	14.82	µg/L	EPA 8151A	5	5			
2008/09-3	Lab	LCS dup	2/12/2009	Pesticide	2,4-D	n/a	=	16.92	µg/L	EPA 8151A	5	5			
2008/09-3	Lab	LCS dup, rec	2/12/2009	Pesticide	2,4-D	n/a	=	85	%	EPA 8151A	-88	-88	30	130	
2008/09-3	Lab	LCS, rec	2/12/2009	Pesticide	2,4-D	n/a	=	74	%	EPA 8151A	-88	-88	30	130	
2008/09-3	Lab	LCS, RPD	2/12/2009	Pesticide	2,4-D	n/a	=	13	%	EPA 8151A	-88	-88	0	30	
2008/09-3	Lab	method blank	2/12/2009	Pesticide	2,4-D	n/a	<	5	µg/L	EPA 8151A	5	5			
2008/09-3	Lab	LCS	2/12/2009	Pesticide	2,4-DB	n/a	=	15.8	µg/L	EPA 8151A	5	5			
2008/09-3	Lab	LCS dup	2/12/2009	Pesticide	2,4-DB	n/a	=	17.24	µg/L	EPA 8151A	5	5			
2008/09-3	Lab	LCS dup, rec	2/12/2009	Pesticide	2,4-DB	n/a	=	86	%	EPA 8151A	-88	-88	30	130	
2008/09-3	Lab	LCS, rec	2/12/2009	Pesticide	2,4-DB	n/a	=	79	%	EPA 8151A	-88	-88	30	130	
2008/09-3	Lab	LCS, RPD	2/12/2009	Pesticide	2,4-DB	n/a	=	9	%	EPA 8151A	-88	-88	0	30	
2008/09-3	Lab	method blank	2/12/2009	Pesticide	2,4-DB	n/a	<	5	µg/L	EPA 8151A	5	5			
2008/09-3	Lab	LCS	3/2/2009	Pesticide	2,4'-DDD	n/a	=	0.2251	µg/L	EPA 625m	0.001	0.005			
2008/09-3	Lab	LCS dup	3/2/2009	Pesticide	2,4'-DDD	n/a	=	0.2335	µg/L	EPA 625m	0.001	0.005			
2008/09-3	Lab	LCS dup, rec	3/2/2009	Pesticide	2,4'-DDD	n/a	=	103	%	EPA 625m	-88	-88	50	140	
2008/09-3	Lab	LCS, rec	3/2/2009	Pesticide	2,4'-DDD	n/a	=	99	%	EPA 625m	-88	-88	50	140	
2008/09-3	Lab	LCS, RPD	3/2/2009	Pesticide	2,4'-DDD	n/a	=	4	%	EPA 625m	-88	-88	0	30	
2008/09-3	Lab	method blank	3/2/2009	Pesticide	2,4'-DDD	n/a	<	0.001	µg/L	EPA 625m	0.001	0.005			
2008/09-3	ME-CC	lab duplicate	3/2/2009	Pesticide	2,4'-DDD	n/a	<	0.001	µg/L	EPA 625m	0.001	0.005	0	30	
2008/09-3	ME-CC	matrix spike	3/2/2009	Pesticide	2,4'-DDD	n/a	=	0.9421	µg/L	EPA 625m	0.001	0.005			
2008/09-3	ME-CC	matrix spike dup	3/2/2009	Pesticide	2,4'-DDD	n/a	=	0.9352	µg/L	EPA 625m	0.001	0.005			
2008/09-3	ME-CC	matrix spike dup, rec	3/2/2009	Pesticide	2,4'-DDD	n/a	=	201	%	EPA 625m	-88	-88	50	140	
2008/09-3	ME-CC	matrix spike, rec	3/2/2009	Pesticide	2,4'-DDD	n/a	=	203	%	EPA 625m	-88	-88	50	140	
2008/09-3	ME-CC	matrix spike, RPD	3/2/2009	Pesticide	2,4'-DDD	n/a	=	1	%	EPA 625m	-88	-88	0	30	
2008/09-3	ME-SCR	field blank	3/2/2009	Pesticide	2,4'-DDD	n/a	<	0.001	µg/L	EPA 625m	0.001	0.005			
2008/09-3	Lab	LCS	3/2/2009	Pesticide	2,4'-DDE	n/a	=	0.2752	µg/L	EPA 625m	0.001	0.005			
2008/09-3	Lab	LCS dup	3/2/2009	Pesticide	2,4'-DDE	n/a	=	0.2565	µg/L	EPA 625m	0.001	0.005			
2008/09-3	Lab	LCS dup, rec	3/2/2009	Pesticide	2,4'-DDE	n/a	=	113	%	EPA 625m	-88	-88	60	130	
2008/09-3	Lab	LCS, rec	3/2/2009	Pesticide	2,4'-DDE	n/a	=	121	%	EPA 625m	-88	-88	60	130	
2008/09-3	Lab	LCS, RPD	3/2/2009	Pesticide	2,4'-DDE	n/a	=	7	%	EPA 625m	-88	-88	0	30	
2008/09-3	Lab	method blank	3/2/2009	Pesticide	2,4'-DDE	n/a	<	0.001	µg/L	EPA 625m	0.001	0.005			
2008/09-3	ME-CC	lab duplicate	3/2/2009	Pesticide	2,4'-DDE	n/a	<	0.001	µg/L	EPA 625m	0.001	0.005	0	30	
2008/09-3	ME-CC	matrix spike	3/2/2009	Pesticide	2,4'-DDE	n/a	=	1.2098	µg/L	EPA 625m	0.001	0.005			
2008/09-3	ME-CC	matrix spike dup	3/2/2009	Pesticide	2,4'-DDE	n/a	=	1.2525	µg/L	EPA 625m	0.001	0.005			
2008/09-3	ME-CC	matrix spike dup, rec	3/2/2009	Pesticide	2,4'-DDE	n/a	=	269	%	EPA 625m	-88	-88	60	130	
2008/09-3	ME-CC	matrix spike, rec	3/2/2009	Pesticide	2,4'-DDE	n/a	=	260	%	EPA 625m	-88	-88	60	130	
2008/09-3	ME-CC	matrix spike, RPD	3/2/2009	Pesticide	2,4'-DDE	n/a	=	3	%	EPA 625m	-88	-88	0	30	
2008/09-3	ME-SCR	field blank	3/2/2009	Pesticide	2,4'-DDE	n/a	<	0.001	µg/L	EPA 625m	0.001	0.005			
2008/09-3	Lab	LCS	3/2/2009	Pesticide	2,4'-DDT	n/a	=	0.2018	µg/L	EPA 625m	0.001	0.005			
2008/09-3	Lab	LCS dup	3/2/2009	Pesticide	2,4'-DDT	n/a	=	0.2026	µg/L	EPA 625m	0.001	0.005			
2008/09-3	Lab	LCS dup, rec	3/2/2009	Pesticide	2,4'-DDT	n/a	=	89	%	EPA 625m	-88	-88	40	130	
2008/09-3	Lab	LCS, rec	3/2/2009	Pesticide	2,4'-DDT	n/a	=	89	%	EPA 625m	-88	-88	40	130	

Appendix G
2008/09 QA/QC Analysis Results

Event ID	Site ID	QA/QC Sample Type	Analysis Date	Classification	Constituent	Fraction	Sign	Result	Units	Method	MDL	RL	QA LCL	QA UCL	DQO Comp.
2008/09-3	Lab	LCS, RPD	3/2/2009	Pesticide	2,4'-DDT	n/a	=	0	%	EPA 625m	-88	-88	0	30	
2008/09-3	Lab	method blank	3/2/2009	Pesticide	2,4'-DDT	n/a	<	0.001	µg/L	EPA 625m	0.001	0.005			
2008/09-3	ME-CC	lab duplicate	3/2/2009	Pesticide	2,4'-DDT	n/a	<	0.001	µg/L	EPA 625m	0.001	0.005	0	30	
2008/09-3	ME-CC	matrix spike	3/2/2009	Pesticide	2,4'-DDT	n/a	=	0.2772	µg/L	EPA 625m	0.001	0.005			
2008/09-3	ME-CC	matrix spike dup	3/2/2009	Pesticide	2,4'-DDT	n/a	=	0.2771	µg/L	EPA 625m	0.001	0.005			
2008/09-3	ME-CC	matrix spike dup, rec	3/2/2009	Pesticide	2,4'-DDT	n/a	=	60	%	EPA 625m	-88	-88	40	130	
2008/09-3	ME-CC	matrix spike, rec	3/2/2009	Pesticide	2,4'-DDT	n/a	=	60	%	EPA 625m	-88	-88	40	130	
2008/09-3	ME-CC	matrix spike, RPD	3/2/2009	Pesticide	2,4'-DDT	n/a	=	0	%	EPA 625m	-88	-88	0	30	
2008/09-3	ME-SCR	field blank	3/2/2009	Pesticide	2,4'-DDT	n/a	<	0.001	µg/L	EPA 625m	0.001	0.005			
2008/09-3	Lab	LCS	3/2/2009	Pesticide	4,4'-DDD	n/a	=	0.1568	µg/L	EPA 625m	0.001	0.005			
2008/09-3	Lab	LCS dup	3/2/2009	Pesticide	4,4'-DDD	n/a	=	0.1535	µg/L	EPA 625m	0.001	0.005			
2008/09-3	Lab	LCS dup, rec	3/2/2009	Pesticide	4,4'-DDD	n/a	=	68	%	EPA 625m	-88	-88	60	140	
2008/09-3	Lab	LCS, rec	3/2/2009	Pesticide	4,4'-DDD	n/a	=	69	%	EPA 625m	-88	-88	60	140	
2008/09-3	Lab	LCS, RPD	3/2/2009	Pesticide	4,4'-DDD	n/a	=	1	%	EPA 625m	-88	-88	0	30	
2008/09-3	Lab	method blank	3/2/2009	Pesticide	4,4'-DDD	n/a	<	0.001	µg/L	EPA 625m	0.001	0.005			
2008/09-3	ME-CC	lab duplicate	3/2/2009	Pesticide	4,4'-DDD	n/a	DNQ	0.0037	µg/L	EPA 625m	0.001	0.005	0	30	
2008/09-3	ME-CC	matrix spike	3/2/2009	Pesticide	4,4'-DDD	n/a	=	0.4975	µg/L	EPA 625m	0.001	0.005			
2008/09-3	ME-CC	matrix spike dup	3/2/2009	Pesticide	4,4'-DDD	n/a	=	0.4867	µg/L	EPA 625m	0.001	0.005			
2008/09-3	ME-CC	matrix spike dup, rec	3/2/2009	Pesticide	4,4'-DDD	n/a	=	104	%	EPA 625m	-88	-88	60	140	
2008/09-3	ME-CC	matrix spike, rec	3/2/2009	Pesticide	4,4'-DDD	n/a	=	106	%	EPA 625m	-88	-88	60	140	
2008/09-3	ME-CC	matrix spike, RPD	3/2/2009	Pesticide	4,4'-DDD	n/a	=	2	%	EPA 625m	-88	-88	0	30	
2008/09-3	ME-SCR	field blank	3/2/2009	Pesticide	4,4'-DDD	n/a	<	0.001	µg/L	EPA 625m	0.001	0.005			
2008/09-3	Lab	LCS	3/2/2009	Pesticide	4,4'-DDE	n/a	=	0.2657	µg/L	EPA 625m	0.001	0.005			
2008/09-3	Lab	LCS dup	3/2/2009	Pesticide	4,4'-DDE	n/a	=	0.2602	µg/L	EPA 625m	0.001	0.005			
2008/09-3	Lab	LCS dup, rec	3/2/2009	Pesticide	4,4'-DDE	n/a	=	115	%	EPA 625m	-88	-88	70	130	
2008/09-3	Lab	LCS, rec	3/2/2009	Pesticide	4,4'-DDE	n/a	=	117	%	EPA 625m	-88	-88	70	130	
2008/09-3	Lab	LCS, RPD	3/2/2009	Pesticide	4,4'-DDE	n/a	=	2	%	EPA 625m	-88	-88	0	30	
2008/09-3	Lab	method blank	3/2/2009	Pesticide	4,4'-DDE	n/a	<	0.001	µg/L	EPA 625m	0.001	0.005			
2008/09-3	ME-CC	lab duplicate	3/2/2009	Pesticide	4,4'-DDE	n/a	=	0.0614	µg/L	EPA 625m	0.001	0.005	0	30	
2008/09-3	ME-CC	matrix spike	3/2/2009	Pesticide	4,4'-DDE	n/a	=	1.7493	µg/L	EPA 625m	0.001	0.005			
2008/09-3	ME-CC	matrix spike dup	3/2/2009	Pesticide	4,4'-DDE	n/a	=	1.7452	µg/L	EPA 625m	0.001	0.005			
2008/09-3	ME-CC	matrix spike dup, rec	3/2/2009	Pesticide	4,4'-DDE	n/a	=	360	%	EPA 625m	-88	-88	70	130	
2008/09-3	ME-CC	matrix spike, rec	3/2/2009	Pesticide	4,4'-DDE	n/a	=	361	%	EPA 625m	-88	-88	70	130	
2008/09-3	ME-CC	matrix spike, RPD	3/2/2009	Pesticide	4,4'-DDE	n/a	=	0	%	EPA 625m	-88	-88	0	30	
2008/09-3	ME-SCR	field blank	3/2/2009	Pesticide	4,4'-DDE	n/a	<	0.001	µg/L	EPA 625m	0.001	0.005			
2008/09-3	Lab	LCS	3/2/2009	Pesticide	4,4'-DDT	n/a	=	0.1724	µg/L	EPA 625m	0.001	0.005			
2008/09-3	Lab	LCS dup	3/2/2009	Pesticide	4,4'-DDT	n/a	=	0.1897	µg/L	EPA 625m	0.001	0.005			
2008/09-3	Lab	LCS dup, rec	3/2/2009	Pesticide	4,4'-DDT	n/a	=	83	%	EPA 625m	-88	-88	0	150	
2008/09-3	Lab	LCS, rec	3/2/2009	Pesticide	4,4'-DDT	n/a	=	76	%	EPA 625m	-88	-88	0	150	
2008/09-3	Lab	LCS, RPD	3/2/2009	Pesticide	4,4'-DDT	n/a	=	9	%	EPA 625m	-88	-88	0	30	
2008/09-3	Lab	method blank	3/2/2009	Pesticide	4,4'-DDT	n/a	<	0.001	µg/L	EPA 625m	0.001	0.005			
2008/09-3	ME-CC	lab duplicate	3/2/2009	Pesticide	4,4'-DDT	n/a	=	0.0132	µg/L	EPA 625m	0.001	0.005	0	30	
2008/09-3	ME-CC	matrix spike	3/2/2009	Pesticide	4,4'-DDT	n/a	=	0.2702	µg/L	EPA 625m	0.001	0.005			
2008/09-3	ME-CC	matrix spike dup	3/2/2009	Pesticide	4,4'-DDT	n/a	=	0.2697	µg/L	EPA 625m	0.001	0.005			
2008/09-3	ME-CC	matrix spike dup, rec	3/2/2009	Pesticide	4,4'-DDT	n/a	=	55	%	EPA 625m	-88	-88	0	150	
2008/09-3	ME-CC	matrix spike, rec	3/2/2009	Pesticide	4,4'-DDT	n/a	=	55	%	EPA 625m	-88	-88	0	150	
2008/09-3	ME-CC	matrix spike, RPD	3/2/2009	Pesticide	4,4'-DDT	n/a	=	0	%	EPA 625m	-88	-88	0	30	
2008/09-3	ME-SCR	field blank	3/2/2009	Pesticide	4,4'-DDT	n/a	<	0.001	µg/L	EPA 625m	0.001	0.005			
2008/09-3	Lab	LCS	3/2/2009	Pesticide	Aldrin	n/a	=	0.1529	µg/L	EPA 625m	0.001	0.005			
2008/09-3	Lab	LCS dup	3/2/2009	Pesticide	Aldrin	n/a	=	0.1628	µg/L	EPA 625m	0.001	0.005			
2008/09-3	Lab	LCS dup, rec	3/2/2009	Pesticide	Aldrin	n/a	=	72	%	EPA 625m	-88	-88	65	141	
2008/09-3	Lab	LCS, rec	3/2/2009	Pesticide	Aldrin	n/a	=	67	%	EPA 625m	-88	-88	65	141	
2008/09-3	Lab	LCS, RPD	3/2/2009	Pesticide	Aldrin	n/a	=	7	%	EPA 625m	-88	-88	0	30	
2008/09-3	Lab	method blank	3/2/2009	Pesticide	Aldrin	n/a	<	0.001	µg/L	EPA 625m	0.001	0.005			
2008/09-3	ME-CC	lab duplicate	3/2/2009	Pesticide	Aldrin	n/a	<	0.001	µg/L	EPA 625m	0.001	0.005	0	30	
2008/09-3	ME-CC	matrix spike	3/2/2009	Pesticide	Aldrin	n/a	=	0.731	µg/L	EPA 625m	0.001	0.005			

Appendix G
2008/09 QA/QC Analysis Results

Event ID	Site ID	QA/QC Sample Type	Analysis Date	Classification	Constituent	Fraction	Sign	Result	Units	Method	MDL	RL	QA LCL	QA UCL	DQO Comp.
2008/09-3	ME-CC	matrix spike dup	3/2/2009	Pesticide	Aldrin	n/a	=	0.6867	µg/L	EPA 625m	0.001	0.005			
2008/09-3	ME-CC	matrix spike dup, rec	3/2/2009	Pesticide	Aldrin	n/a	=	148	%	EPA 625m	-88	-88	65	141	
2008/09-3	ME-CC	matrix spike, rec	3/2/2009	Pesticide	Aldrin	n/a	=	157	%	EPA 625m	-88	-88	65	141	
2008/09-3	ME-CC	matrix spike, RPD	3/2/2009	Pesticide	Aldrin	n/a	=	6	%	EPA 625m	-88	-88	0	30	
2008/09-3	ME-SCR	field blank	3/2/2009	Pesticide	Aldrin	n/a	<	0.001	µg/L	EPA 625m	0.001	0.005			
2008/09-3	Lab	LCS	3/2/2009	Pesticide	BHC-alpha	n/a	=	0.1703	µg/L	EPA 625m	0.001	0.005			
2008/09-3	Lab	LCS dup	3/2/2009	Pesticide	BHC-alpha	n/a	=	0.1829	µg/L	EPA 625m	0.001	0.005			
2008/09-3	Lab	LCS dup, rec	3/2/2009	Pesticide	BHC-alpha	n/a	=	81	%	EPA 625m	-88	-88	53	140	
2008/09-3	Lab	LCS, rec	3/2/2009	Pesticide	BHC-alpha	n/a	=	75	%	EPA 625m	-88	-88	53	140	
2008/09-3	Lab	LCS, RPD	3/2/2009	Pesticide	BHC-alpha	n/a	=	6	%	EPA 625m	-88	-88	0	30	
2008/09-3	Lab	method blank	3/2/2009	Pesticide	BHC-alpha	n/a	<	0.001	µg/L	EPA 625m	0.001	0.005			
2008/09-3	ME-CC	lab duplicate	3/2/2009	Pesticide	BHC-alpha	n/a	<	0.001	µg/L	EPA 625m	0.001	0.005	0	30	
2008/09-3	ME-CC	matrix spike	3/2/2009	Pesticide	BHC-alpha	n/a	=	0.2914	µg/L	EPA 625m	0.001	0.005			
2008/09-3	ME-CC	matrix spike dup	3/2/2009	Pesticide	BHC-alpha	n/a	=	0.2878	µg/L	EPA 625m	0.001	0.005			
2008/09-3	ME-CC	matrix spike dup, rec	3/2/2009	Pesticide	BHC-alpha	n/a	=	62	%	EPA 625m	-88	-88	53	140	
2008/09-3	ME-CC	matrix spike, rec	3/2/2009	Pesticide	BHC-alpha	n/a	=	63	%	EPA 625m	-88	-88	53	140	
2008/09-3	ME-CC	matrix spike, RPD	3/2/2009	Pesticide	BHC-alpha	n/a	=	2	%	EPA 625m	-88	-88	0	30	
2008/09-3	ME-SCR	field blank	3/2/2009	Pesticide	BHC-alpha	n/a	<	0.001	µg/L	EPA 625m	0.001	0.005			
2008/09-3	Lab	LCS	3/2/2009	Pesticide	BHC-beta	n/a	=	0.2394	µg/L	EPA 625m	0.001	0.005			
2008/09-3	Lab	LCS dup	3/2/2009	Pesticide	BHC-beta	n/a	=	0.2356	µg/L	EPA 625m	0.001	0.005			
2008/09-3	Lab	LCS dup, rec	3/2/2009	Pesticide	BHC-beta	n/a	=	104	%	EPA 625m	-88	-88	48	145	
2008/09-3	Lab	LCS, rec	3/2/2009	Pesticide	BHC-beta	n/a	=	105	%	EPA 625m	-88	-88	48	145	
2008/09-3	Lab	LCS, RPD	3/2/2009	Pesticide	BHC-beta	n/a	=	1	%	EPA 625m	-88	-88	0	30	
2008/09-3	Lab	method blank	3/2/2009	Pesticide	BHC-beta	n/a	<	0.001	µg/L	EPA 625m	0.001	0.005			
2008/09-3	ME-CC	lab duplicate	3/2/2009	Pesticide	BHC-beta	n/a	<	0.001	µg/L	EPA 625m	0.001	0.005	0	30	
2008/09-3	ME-CC	matrix spike	3/2/2009	Pesticide	BHC-beta	n/a	=	0.3722	µg/L	EPA 625m	0.001	0.005			
2008/09-3	ME-CC	matrix spike dup	3/2/2009	Pesticide	BHC-beta	n/a	=	0.3884	µg/L	EPA 625m	0.001	0.005			
2008/09-3	ME-CC	matrix spike dup, rec	3/2/2009	Pesticide	BHC-beta	n/a	=	83	%	EPA 625m	-88	-88	48	145	
2008/09-3	ME-CC	matrix spike, rec	3/2/2009	Pesticide	BHC-beta	n/a	=	80	%	EPA 625m	-88	-88	48	145	
2008/09-3	ME-CC	matrix spike, RPD	3/2/2009	Pesticide	BHC-beta	n/a	=	4	%	EPA 625m	-88	-88	0	30	
2008/09-3	ME-SCR	field blank	3/2/2009	Pesticide	BHC-beta	n/a	<	0.001	µg/L	EPA 625m	0.001	0.005			
2008/09-3	Lab	LCS	3/2/2009	Pesticide	BHC-delta	n/a	=	0.2056	µg/L	EPA 625m	0.001	0.005			
2008/09-3	Lab	LCS dup	3/2/2009	Pesticide	BHC-delta	n/a	=	0.2186	µg/L	EPA 625m	0.001	0.005			
2008/09-3	Lab	LCS dup, rec	3/2/2009	Pesticide	BHC-delta	n/a	=	96	%	EPA 625m	-88	-88	50	151	
2008/09-3	Lab	LCS, rec	3/2/2009	Pesticide	BHC-delta	n/a	=	90	%	EPA 625m	-88	-88	50	151	
2008/09-3	Lab	LCS, RPD	3/2/2009	Pesticide	BHC-delta	n/a	=	6	%	EPA 625m	-88	-88	0	30	
2008/09-3	Lab	method blank	3/2/2009	Pesticide	BHC-delta	n/a	<	0.001	µg/L	EPA 625m	0.001	0.005			
2008/09-3	ME-CC	lab duplicate	3/2/2009	Pesticide	BHC-delta	n/a	<	0.001	µg/L	EPA 625m	0.001	0.005	0	30	
2008/09-3	ME-CC	matrix spike	3/2/2009	Pesticide	BHC-delta	n/a	=	0.3629	µg/L	EPA 625m	0.001	0.005			
2008/09-3	ME-CC	matrix spike dup	3/2/2009	Pesticide	BHC-delta	n/a	=	0.3541	µg/L	EPA 625m	0.001	0.005			
2008/09-3	ME-CC	matrix spike dup, rec	3/2/2009	Pesticide	BHC-delta	n/a	=	76	%	EPA 625m	-88	-88	50	151	
2008/09-3	ME-CC	matrix spike, rec	3/2/2009	Pesticide	BHC-delta	n/a	=	78	%	EPA 625m	-88	-88	50	151	
2008/09-3	ME-CC	matrix spike, RPD	3/2/2009	Pesticide	BHC-delta	n/a	=	3	%	EPA 625m	-88	-88	0	30	
2008/09-3	ME-SCR	field blank	3/2/2009	Pesticide	BHC-delta	n/a	<	0.001	µg/L	EPA 625m	0.001	0.005			
2008/09-3	Lab	LCS	3/2/2009	Pesticide	BHC-gamma (Lindane)	n/a	=	0.192	µg/L	EPA 625m	0.001	0.005			
2008/09-3	Lab	LCS dup	3/2/2009	Pesticide	BHC-gamma (Lindane)	n/a	=	0.1965	µg/L	EPA 625m	0.001	0.005			
2008/09-3	Lab	LCS dup, rec	3/2/2009	Pesticide	BHC-gamma (Lindane)	n/a	=	86	%	EPA 625m	-88	-88	56	138	
2008/09-3	Lab	LCS, rec	3/2/2009	Pesticide	BHC-gamma (Lindane)	n/a	=	85	%	EPA 625m	-88	-88	56	138	
2008/09-3	Lab	LCS, RPD	3/2/2009	Pesticide	BHC-gamma (Lindane)	n/a	=	2	%	EPA 625m	-88	-88	0	30	
2008/09-3	Lab	method blank	3/2/2009	Pesticide	BHC-gamma (Lindane)	n/a	<	0.001	µg/L	EPA 625m	0.001	0.005			
2008/09-3	ME-CC	lab duplicate	3/2/2009	Pesticide	BHC-gamma (Lindane)	n/a	<	0.001	µg/L	EPA 625m	0.001	0.005	0	30	
2008/09-3	ME-CC	matrix spike	3/2/2009	Pesticide	BHC-gamma (Lindane)	n/a	=	0.2546	µg/L	EPA 625m	0.001	0.005			
2008/09-3	ME-CC	matrix spike dup	3/2/2009	Pesticide	BHC-gamma (Lindane)	n/a	=	0.2502	µg/L	EPA 625m	0.001	0.005			
2008/09-3	ME-CC	matrix spike dup, rec	3/2/2009	Pesticide	BHC-gamma (Lindane)	n/a	=	54	%	EPA 625m	-88	-88	56	138	
2008/09-3	ME-CC	matrix spike, rec	3/2/2009	Pesticide	BHC-gamma (Lindane)	n/a	=	55	%	EPA 625m	-88	-88	56	138	
2008/09-3	ME-CC	matrix spike, RPD	3/2/2009	Pesticide	BHC-gamma (Lindane)	n/a	=	2	%	EPA 625m	-88	-88	0	30	

Appendix G
2008/09 QA/QC Analysis Results

Event ID	Site ID	QA/QC Sample Type	Analysis Date	Classification	Constituent	Fraction	Sign	Result	Units	Method	MDL	RL	QA LCL	QA UCL	DQO Comp.
2008/09-3	ME-SCR	field blank	3/2/2009	Pesticide	BHC-gamma (Lindane)	n/a	<	0.001	µg/L	EPA 625m	0.001	0.005			
2008/09-3	Lab	LCS	3/2/2009	Pesticide	Bolstar	n/a	=	0.1771	µg/L	EPA 625m	0.002	0.004			
2008/09-3	Lab	LCS dup	3/2/2009	Pesticide	Bolstar	n/a	=	0.1694	µg/L	EPA 625m	0.002	0.004			
2008/09-3	Lab	LCS dup, rec	3/2/2009	Pesticide	Bolstar	n/a	=	75	%	EPA 625m	-88	-88	55	143	
2008/09-3	Lab	LCS, rec	3/2/2009	Pesticide	Bolstar	n/a	=	78	%	EPA 625m	-88	-88	55	143	
2008/09-3	Lab	LCS, RPD	3/2/2009	Pesticide	Bolstar	n/a	=	4	%	EPA 625m	-88	-88	0	30	
2008/09-3	Lab	method blank	3/2/2009	Pesticide	Bolstar	n/a	<	0.002	µg/L	EPA 625m	0.002	0.004			
2008/09-3	ME-CC	lab duplicate	3/2/2009	Pesticide	Bolstar	n/a	<	0.002	µg/L	EPA 625m	0.002	0.004	0	30	
2008/09-3	ME-CC	matrix spike	3/2/2009	Pesticide	Bolstar	n/a	=	0.203	µg/L	EPA 625m	0.002	0.004			
2008/09-3	ME-CC	matrix spike dup	3/2/2009	Pesticide	Bolstar	n/a	=	0.2376	µg/L	EPA 625m	0.002	0.004			
2008/09-3	ME-CC	matrix spike dup, rec	3/2/2009	Pesticide	Bolstar	n/a	=	51	%	EPA 625m	-88	-88	55	143	
2008/09-3	ME-CC	matrix spike, rec	3/2/2009	Pesticide	Bolstar	n/a	=	44	%	EPA 625m	-88	-88	55	143	
2008/09-3	ME-CC	matrix spike, RPD	3/2/2009	Pesticide	Bolstar	n/a	=	15	%	EPA 625m	-88	-88	0	30	
2008/09-3	ME-SCR	field blank	3/2/2009	Pesticide	Bolstar	n/a	<	0.002	µg/L	EPA 625m	0.002	0.004			
2008/09-3	Lab	LCS	3/2/2009	Pesticide	Chlordane-alpha	n/a	=	0.257	µg/L	EPA 625m	0.001	0.005			
2008/09-3	Lab	LCS dup	3/2/2009	Pesticide	Chlordane-alpha	n/a	=	0.2439	µg/L	EPA 625m	0.001	0.005			
2008/09-3	Lab	LCS dup, rec	3/2/2009	Pesticide	Chlordane-alpha	n/a	=	107	%	EPA 625m	-88	-88	56	145	
2008/09-3	Lab	LCS, rec	3/2/2009	Pesticide	Chlordane-alpha	n/a	=	113	%	EPA 625m	-88	-88	56	145	
2008/09-3	Lab	LCS, RPD	3/2/2009	Pesticide	Chlordane-alpha	n/a	=	5	%	EPA 625m	-88	-88	0	30	
2008/09-3	Lab	method blank	3/2/2009	Pesticide	Chlordane-alpha	n/a	<	0.001	µg/L	EPA 625m	0.001	0.005			
2008/09-3	ME-CC	lab duplicate	3/2/2009	Pesticide	Chlordane-alpha	n/a	DNQ	0.002	µg/L	EPA 625m	0.001	0.005	0	30	
2008/09-3	ME-CC	matrix spike	3/2/2009	Pesticide	Chlordane-alpha	n/a	=	0.7806	µg/L	EPA 625m	0.001	0.005			
2008/09-3	ME-CC	matrix spike dup	3/2/2009	Pesticide	Chlordane-alpha	n/a	=	0.7624	µg/L	EPA 625m	0.001	0.005			
2008/09-3	ME-CC	matrix spike dup, rec	3/2/2009	Pesticide	Chlordane-alpha	n/a	=	164	%	EPA 625m	-88	-88	56	145	
2008/09-3	ME-CC	matrix spike, rec	3/2/2009	Pesticide	Chlordane-alpha	n/a	=	168	%	EPA 625m	-88	-88	56	145	
2008/09-3	ME-CC	matrix spike, RPD	3/2/2009	Pesticide	Chlordane-alpha	n/a	=	2	%	EPA 625m	-88	-88	0	30	
2008/09-3	ME-SCR	field blank	3/2/2009	Pesticide	Chlordane-alpha	n/a	<	0.001	µg/L	EPA 625m	0.001	0.005			
2008/09-3	Lab	LCS	3/2/2009	Pesticide	Chlordane-gamma	n/a	=	0.1627	µg/L	EPA 625m	0.001	0.005			
2008/09-3	Lab	LCS dup	3/2/2009	Pesticide	Chlordane-gamma	n/a	=	0.167	µg/L	EPA 625m	0.001	0.005			
2008/09-3	Lab	LCS dup, rec	3/2/2009	Pesticide	Chlordane-gamma	n/a	=	74	%	EPA 625m	-88	-88	70	136	
2008/09-3	Lab	LCS, rec	3/2/2009	Pesticide	Chlordane-gamma	n/a	=	72	%	EPA 625m	-88	-88	70	136	
2008/09-3	Lab	LCS, RPD	3/2/2009	Pesticide	Chlordane-gamma	n/a	=	1	%	EPA 625m	-88	-88	0	30	
2008/09-3	Lab	method blank	3/2/2009	Pesticide	Chlordane-gamma	n/a	<	0.001	µg/L	EPA 625m	0.001	0.005			
2008/09-3	ME-CC	lab duplicate	3/2/2009	Pesticide	Chlordane-gamma	n/a	<	0.001	µg/L	EPA 625m	0.001	0.005	0	30	
2008/09-3	ME-CC	matrix spike	3/2/2009	Pesticide	Chlordane-gamma	n/a	=	0.7233	µg/L	EPA 625m	0.001	0.005			
2008/09-3	ME-CC	matrix spike dup	3/2/2009	Pesticide	Chlordane-gamma	n/a	=	0.7234	µg/L	EPA 625m	0.001	0.005			
2008/09-3	ME-CC	matrix spike dup, rec	3/2/2009	Pesticide	Chlordane-gamma	n/a	=	156	%	EPA 625m	-88	-88	70	136	
2008/09-3	ME-CC	matrix spike, rec	3/2/2009	Pesticide	Chlordane-gamma	n/a	=	155	%	EPA 625m	-88	-88	70	136	
2008/09-3	ME-CC	matrix spike, RPD	3/2/2009	Pesticide	Chlordane-gamma	n/a	=	1	%	EPA 625m	-88	-88	0	30	
2008/09-3	ME-SCR	field blank	3/2/2009	Pesticide	Chlordane-gamma	n/a	<	0.001	µg/L	EPA 625m	0.001	0.005			
2008/09-3	Lab	LCS	3/2/2009	Pesticide	Chlorpyrifos	n/a	=	0.1792	µg/L	EPA 625m	0.001	0.002			
2008/09-3	Lab	LCS dup	3/2/2009	Pesticide	Chlorpyrifos	n/a	=	0.1758	µg/L	EPA 625m	0.001	0.002			
2008/09-3	Lab	LCS dup, rec	3/2/2009	Pesticide	Chlorpyrifos	n/a	=	77	%	EPA 625m	-88	-88	55	137	
2008/09-3	Lab	LCS, rec	3/2/2009	Pesticide	Chlorpyrifos	n/a	=	79	%	EPA 625m	-88	-88	55	137	
2008/09-3	Lab	LCS, RPD	3/2/2009	Pesticide	Chlorpyrifos	n/a	=	3	%	EPA 625m	-88	-88	0	30	
2008/09-3	Lab	method blank	3/2/2009	Pesticide	Chlorpyrifos	n/a	<	0.001	µg/L	EPA 625m	0.001	0.002			
2008/09-3	ME-CC	lab duplicate	3/2/2009	Pesticide	Chlorpyrifos	n/a	=	0.0438	µg/L	EPA 625m	0.001	0.002	0	30	
2008/09-3	ME-CC	matrix spike	3/2/2009	Pesticide	Chlorpyrifos	n/a	=	0.2941	µg/L	EPA 625m	0.001	0.002			
2008/09-3	ME-CC	matrix spike dup	3/2/2009	Pesticide	Chlorpyrifos	n/a	=	0.3116	µg/L	EPA 625m	0.001	0.002			
2008/09-3	ME-CC	matrix spike dup, rec	3/2/2009	Pesticide	Chlorpyrifos	n/a	=	58	%	EPA 625m	-88	-88	55	137	
2008/09-3	ME-CC	matrix spike, rec	3/2/2009	Pesticide	Chlorpyrifos	n/a	=	54	%	EPA 625m	-88	-88	55	137	
2008/09-3	ME-CC	matrix spike, RPD	3/2/2009	Pesticide	Chlorpyrifos	n/a	=	7	%	EPA 625m	-88	-88	0	30	
2008/09-3	ME-SCR	field blank	3/2/2009	Pesticide	Chlorpyrifos	n/a	<	0.001	µg/L	EPA 625m	0.001	0.002			
2008/09-3	Lab	LCS	3/2/2009	Pesticide	cis-Nonachlor	n/a	=	0.2284	µg/L	EPA 625m	0.001	0.005			
2008/09-3	Lab	LCS dup	3/2/2009	Pesticide	cis-Nonachlor	n/a	=	0.2581	µg/L	EPA 625m	0.001	0.005			
2008/09-3	Lab	LCS dup, rec	3/2/2009	Pesticide	cis-Nonachlor	n/a	=	114	%	EPA 625m	-88	-88	69	132	

Appendix G
2008/09 QA/QC Analysis Results

Event ID	Site ID	QA/QC Sample Type	Analysis Date	Classification	Constituent	Fraction	Sign	Result	Units	Method	MDL	RL	QA LCL	QA UCL	DQO Comp.
2008/09-3	Lab	LCS, rec	3/2/2009	Pesticide	cis-Nonachlor	n/a	=	101	%	EPA 625m	-88	-88	69	132	
2008/09-3	Lab	LCS, RPD	3/2/2009	Pesticide	cis-Nonachlor	n/a	=	12	%	EPA 625m	-88	-88	0	30	
2008/09-3	Lab	method blank	3/2/2009	Pesticide	cis-Nonachlor	n/a	<	0.001	µg/L	EPA 625m	0.001	0.005			
2008/09-3	ME-CC	lab duplicate	3/2/2009	Pesticide	cis-Nonachlor	n/a	<	0.001	µg/L	EPA 625m	0.001	0.005	0	30	
2008/09-3	ME-CC	matrix spike	3/2/2009	Pesticide	cis-Nonachlor	n/a	=	0.3669	µg/L	EPA 625m	0.001	0.005			
2008/09-3	ME-CC	matrix spike dup	3/2/2009	Pesticide	cis-Nonachlor	n/a	=	0.3724	µg/L	EPA 625m	0.001	0.005			
2008/09-3	ME-CC	matrix spike dup, rec	3/2/2009	Pesticide	cis-Nonachlor	n/a	=	80	%	EPA 625m	-88	-88	69	132	
2008/09-3	ME-CC	matrix spike, rec	3/2/2009	Pesticide	cis-Nonachlor	n/a	=	79	%	EPA 625m	-88	-88	69	132	
2008/09-3	ME-CC	matrix spike, RPD	3/2/2009	Pesticide	cis-Nonachlor	n/a	=	1	%	EPA 625m	-88	-88	0	30	
2008/09-3	ME-SCR	field blank	3/2/2009	Pesticide	cis-Nonachlor	n/a	<	0.001	µg/L	EPA 625m	0.001	0.005			
2008/09-3	Lab	method blank	2/12/2009	Pesticide	Dalapon	n/a	<	13	µg/L	EPA 8151A	13	13			
2008/09-3	Lab	LCS	3/2/2009	Pesticide	DCPA (Dacthal)	n/a	=	0.1774	µg/L	EPA 625m	0.005	0.01			
2008/09-3	Lab	LCS dup	3/2/2009	Pesticide	DCPA (Dacthal)	n/a	=	0.1829	µg/L	EPA 625m	0.005	0.01			
2008/09-3	Lab	LCS dup, rec	3/2/2009	Pesticide	DCPA (Dacthal)	n/a	=	81	%	EPA 625m	-88	-88	63	143	
2008/09-3	Lab	LCS, rec	3/2/2009	Pesticide	DCPA (Dacthal)	n/a	=	78	%	EPA 625m	-88	-88	63	143	
2008/09-3	Lab	LCS, RPD	3/2/2009	Pesticide	DCPA (Dacthal)	n/a	=	3	%	EPA 625m	-88	-88	0	30	
2008/09-3	Lab	method blank	3/2/2009	Pesticide	DCPA (Dacthal)	n/a	<	0.005	µg/L	EPA 625m	0.005	0.01			
2008/09-3	ME-CC	lab duplicate	3/2/2009	Pesticide	DCPA (Dacthal)	n/a	=	1.3014	µg/L	EPA 625m	0.005	0.01	0	30	
2008/09-3	ME-CC	matrix spike	3/2/2009	Pesticide	DCPA (Dacthal)	n/a	=	2.4403	µg/L	EPA 625m	0.005	0.01			
2008/09-3	ME-CC	matrix spike dup	3/2/2009	Pesticide	DCPA (Dacthal)	n/a	=	2.4597	µg/L	EPA 625m	0.005	0.01			
2008/09-3	ME-CC	matrix spike dup, rec	3/2/2009	Pesticide	DCPA (Dacthal)	n/a	=	249	%	EPA 625m	-88	-88	63	143	
2008/09-3	ME-CC	matrix spike, rec	3/2/2009	Pesticide	DCPA (Dacthal)	n/a	=	245	%	EPA 625m	-88	-88	63	143	
2008/09-3	ME-CC	matrix spike, RPD	3/2/2009	Pesticide	DCPA (Dacthal)	n/a	=	2	%	EPA 625m	-88	-88	0	30	
2008/09-3	ME-SCR	field blank	3/2/2009	Pesticide	DCPA (Dacthal)	n/a	=	0.0236	µg/L	EPA 625m	0.005	0.01			
2008/09-3	Lab	LCS	3/2/2009	Pesticide	Demeton (Total)	n/a	=	0.0965	µg/L	EPA 625m	0.001	0.002			
2008/09-3	Lab	LCS dup	3/2/2009	Pesticide	Demeton (Total)	n/a	=	0.1159	µg/L	EPA 625m	0.001	0.002			
2008/09-3	Lab	LCS dup, rec	3/2/2009	Pesticide	Demeton (Total)	n/a	=	51	%	EPA 625m	-88	-88	21	128	
2008/09-3	Lab	LCS, rec	3/2/2009	Pesticide	Demeton (Total)	n/a	=	42	%	EPA 625m	-88	-88	21	128	
2008/09-3	Lab	LCS, RPD	3/2/2009	Pesticide	Demeton (Total)	n/a	=	19	%	EPA 625m	-88	-88	0	30	
2008/09-3	Lab	method blank	3/2/2009	Pesticide	Demeton (Total)	n/a	<	0.001	µg/L	EPA 625m	0.001	0.002			
2008/09-3	ME-CC	lab duplicate	3/2/2009	Pesticide	Demeton (Total)	n/a	<	0.001	µg/L	EPA 625m	0.001	0.002	0	30	
2008/09-3	ME-CC	matrix spike	3/2/2009	Pesticide	Demeton (Total)	n/a	=	0.1258	µg/L	EPA 625m	0.001	0.002			
2008/09-3	ME-CC	matrix spike dup	3/2/2009	Pesticide	Demeton (Total)	n/a	=	0.1183	µg/L	EPA 625m	0.001	0.002			
2008/09-3	ME-CC	matrix spike dup, rec	3/2/2009	Pesticide	Demeton (Total)	n/a	=	25	%	EPA 625m	-88	-88	21	128	
2008/09-3	ME-CC	matrix spike, rec	3/2/2009	Pesticide	Demeton (Total)	n/a	=	27	%	EPA 625m	-88	-88	21	128	
2008/09-3	ME-CC	matrix spike, RPD	3/2/2009	Pesticide	Demeton (Total)	n/a	=	8	%	EPA 625m	-88	-88	0	30	
2008/09-3	ME-SCR	field blank	3/2/2009	Pesticide	Demeton (Total)	n/a	<	0.001	µg/L	EPA 625m	0.001	0.002			
2008/09-3	Lab	LCS	3/2/2009	Pesticide	Diazinon	n/a	=	0.1289	µg/L	EPA 625m	0.002	0.004			
2008/09-3	Lab	LCS dup	3/2/2009	Pesticide	Diazinon	n/a	=	0.1564	µg/L	EPA 625m	0.002	0.004			
2008/09-3	Lab	LCS dup, rec	3/2/2009	Pesticide	Diazinon	n/a	=	69	%	EPA 625m	-88	-88	56	134	
2008/09-3	Lab	LCS, rec	3/2/2009	Pesticide	Diazinon	n/a	=	57	%	EPA 625m	-88	-88	56	134	
2008/09-3	Lab	LCS, RPD	3/2/2009	Pesticide	Diazinon	n/a	=	19	%	EPA 625m	-88	-88	0	30	
2008/09-3	Lab	method blank	3/2/2009	Pesticide	Diazinon	n/a	<	0.002	µg/L	EPA 625m	0.002	0.004			
2008/09-3	ME-CC	lab duplicate	3/2/2009	Pesticide	Diazinon	n/a	=	0.0227	µg/L	EPA 625m	0.002	0.004	0	30	
2008/09-3	ME-CC	matrix spike	3/2/2009	Pesticide	Diazinon	n/a	=	0.1952	µg/L	EPA 625m	0.002	0.004			
2008/09-3	ME-CC	matrix spike dup	3/2/2009	Pesticide	Diazinon	n/a	=	0.1929	µg/L	EPA 625m	0.002	0.004			
2008/09-3	ME-CC	matrix spike dup, rec	3/2/2009	Pesticide	Diazinon	n/a	=	37	%	EPA 625m	-88	-88	56	134	
2008/09-3	ME-CC	matrix spike, rec	3/2/2009	Pesticide	Diazinon	n/a	=	37	%	EPA 625m	-88	-88	56	134	
2008/09-3	ME-CC	matrix spike, RPD	3/2/2009	Pesticide	Diazinon	n/a	=	0	%	EPA 625m	-88	-88	0	30	
2008/09-3	ME-SCR	field blank	3/2/2009	Pesticide	Diazinon	n/a	<	0.002	µg/L	EPA 625m	0.002	0.004			
2008/09-3	Lab	method blank	2/12/2009	Pesticide	Dicamba	n/a	<	0.5	µg/L	EPA 8151A	0.5	0.5			
2008/09-3	Lab	method blank	2/12/2009	Pesticide	Dichlorprop	n/a	<	5	µg/L	EPA 8151A	5	5			
2008/09-3	Lab	LCS	3/2/2009	Pesticide	Dichlorvos	n/a	=	0.137	µg/L	EPA 625m	0.003	0.006			
2008/09-3	Lab	LCS dup	3/2/2009	Pesticide	Dichlorvos	n/a	=	0.1556	µg/L	EPA 625m	0.003	0.006			
2008/09-3	Lab	LCS dup, rec	3/2/2009	Pesticide	Dichlorvos	n/a	=	68	%	EPA 625m	-88	-88	59	136	
2008/09-3	Lab	LCS, rec	3/2/2009	Pesticide	Dichlorvos	n/a	=	60	%	EPA 625m	-88	-88	59	136	

Appendix G
2008/09 QA/QC Analysis Results

Event ID	Site ID	QA/QC Sample Type	Analysis Date	Classification	Constituent	Fraction	Sign	Result	Units	Method	MDL	RL	QA LCL	QA UCL	DQO Comp.
2008/09-3	Lab	LCS, RPD	3/2/2009	Pesticide	Dichlorvos	n/a	=	12	%	EPA 625m	-88	-88	0	30	
2008/09-3	Lab	method blank	3/2/2009	Pesticide	Dichlorvos	n/a	<	0.003	µg/L	EPA 625m	0.003	0.006			
2008/09-3	ME-CC	lab duplicate	3/2/2009	Pesticide	Dichlorvos	n/a	<	0.003	µg/L	EPA 625m	0.003	0.006	0	30	
2008/09-3	ME-CC	matrix spike	3/2/2009	Pesticide	Dichlorvos	n/a	=	0.2079	µg/L	EPA 625m	0.003	0.006			
2008/09-3	ME-CC	matrix spike dup	3/2/2009	Pesticide	Dichlorvos	n/a	=	0.2577	µg/L	EPA 625m	0.003	0.006			
2008/09-3	ME-CC	matrix spike dup, rec	3/2/2009	Pesticide	Dichlorvos	n/a	=	55	%	EPA 625m	-88	-88	59	136	
2008/09-3	ME-CC	matrix spike, rec	3/2/2009	Pesticide	Dichlorvos	n/a	=	45	%	EPA 625m	-88	-88	59	136	
2008/09-3	ME-CC	matrix spike, RPD	3/2/2009	Pesticide	Dichlorvos	n/a	=	20	%	EPA 625m	-88	-88	0	30	
2008/09-3	ME-SCR	field blank	3/2/2009	Pesticide	Dichlorvos	n/a	<	0.003	µg/L	EPA 625m	0.003	0.006			
2008/09-3	Lab	LCS	3/2/2009	Pesticide	Dieldrin	n/a	=	0.2416	µg/L	EPA 625m	0.001	0.005			
2008/09-3	Lab	LCS dup	3/2/2009	Pesticide	Dieldrin	n/a	=	0.2353	µg/L	EPA 625m	0.001	0.005			
2008/09-3	Lab	LCS dup, rec	3/2/2009	Pesticide	Dieldrin	n/a	=	104	%	EPA 625m	-88	-88	52	149	
2008/09-3	Lab	LCS, rec	3/2/2009	Pesticide	Dieldrin	n/a	=	106	%	EPA 625m	-88	-88	52	149	
2008/09-3	Lab	LCS, RPD	3/2/2009	Pesticide	Dieldrin	n/a	=	2	%	EPA 625m	-88	-88	0	30	
2008/09-3	Lab	method blank	3/2/2009	Pesticide	Dieldrin	n/a	<	0.001	µg/L	EPA 625m	0.001	0.005			
2008/09-3	ME-CC	lab duplicate	3/2/2009	Pesticide	Dieldrin	n/a	<	0.001	µg/L	EPA 625m	0.001	0.005	0	30	
2008/09-3	ME-CC	matrix spike	3/2/2009	Pesticide	Dieldrin	n/a	=	0.9469	µg/L	EPA 625m	0.001	0.005			
2008/09-3	ME-CC	matrix spike dup	3/2/2009	Pesticide	Dieldrin	n/a	=	0.9457	µg/L	EPA 625m	0.001	0.005			
2008/09-3	ME-CC	matrix spike dup, rec	3/2/2009	Pesticide	Dieldrin	n/a	=	203	%	EPA 625m	-88	-88	52	149	
2008/09-3	ME-CC	matrix spike, rec	3/2/2009	Pesticide	Dieldrin	n/a	=	204	%	EPA 625m	-88	-88	52	149	
2008/09-3	ME-CC	matrix spike, RPD	3/2/2009	Pesticide	Dieldrin	n/a	=	0	%	EPA 625m	-88	-88	0	30	
2008/09-3	ME-SCR	field blank	3/2/2009	Pesticide	Dieldrin	n/a	<	0.001	µg/L	EPA 625m	0.001	0.005			
2008/09-3	Lab	LCS	3/2/2009	Pesticide	Dimethoate	n/a	=	0.1489	µg/L	EPA 625m	0.003	0.006			
2008/09-3	Lab	LCS dup	3/2/2009	Pesticide	Dimethoate	n/a	=	0.1608	µg/L	EPA 625m	0.003	0.006			
2008/09-3	Lab	LCS dup, rec	3/2/2009	Pesticide	Dimethoate	n/a	=	71	%	EPA 625m	-88	-88	46	149	
2008/09-3	Lab	LCS, rec	3/2/2009	Pesticide	Dimethoate	n/a	=	66	%	EPA 625m	-88	-88	46	149	
2008/09-3	Lab	LCS, RPD	3/2/2009	Pesticide	Dimethoate	n/a	=	7	%	EPA 625m	-88	-88	0	30	
2008/09-3	Lab	method blank	3/2/2009	Pesticide	Dimethoate	n/a	<	0.003	µg/L	EPA 625m	0.003	0.006			
2008/09-3	ME-CC	lab duplicate	3/2/2009	Pesticide	Dimethoate	n/a	<	0.003	µg/L	EPA 625m	0.003	0.006	0	30	
2008/09-3	ME-CC	matrix spike	3/2/2009	Pesticide	Dimethoate	n/a	=	0.1261	µg/L	EPA 625m	0.003	0.006			
2008/09-3	ME-CC	matrix spike dup	3/2/2009	Pesticide	Dimethoate	n/a	=	0.1219	µg/L	EPA 625m	0.003	0.006			
2008/09-3	ME-CC	matrix spike dup, rec	3/2/2009	Pesticide	Dimethoate	n/a	=	26	%	EPA 625m	-88	-88	46	149	
2008/09-3	ME-CC	matrix spike, rec	3/2/2009	Pesticide	Dimethoate	n/a	=	27	%	EPA 625m	-88	-88	46	149	
2008/09-3	ME-CC	matrix spike, RPD	3/2/2009	Pesticide	Dimethoate	n/a	=	4	%	EPA 625m	-88	-88	0	30	
2008/09-3	ME-SCR	field blank	3/2/2009	Pesticide	Dimethoate	n/a	<	0.003	µg/L	EPA 625m	0.003	0.006			
2008/09-3	Lab	method blank	2/12/2009	Pesticide	Dinoseb	n/a	<	2.5	µg/L	EPA 8151A	2.5	2.5			
2008/09-3	Lab	LCS	3/2/2009	Pesticide	Disulfoton	n/a	=	0.1647	µg/L	EPA 625m	0.001	0.002			
2008/09-3	Lab	LCS dup	3/2/2009	Pesticide	Disulfoton	n/a	=	0.1662	µg/L	EPA 625m	0.001	0.002			
2008/09-3	Lab	LCS dup, rec	3/2/2009	Pesticide	Disulfoton	n/a	=	73	%	EPA 625m	-88	-88	16	118	
2008/09-3	Lab	LCS, rec	3/2/2009	Pesticide	Disulfoton	n/a	=	72	%	EPA 625m	-88	-88	16	118	
2008/09-3	Lab	LCS, RPD	3/2/2009	Pesticide	Disulfoton	n/a	=	1	%	EPA 625m	-88	-88	0	30	
2008/09-3	Lab	method blank	3/2/2009	Pesticide	Disulfoton	n/a	<	0.001	µg/L	EPA 625m	0.001	0.002			
2008/09-3	ME-CC	lab duplicate	3/2/2009	Pesticide	Disulfoton	n/a	<	0.001	µg/L	EPA 625m	0.001	0.002	0	30	
2008/09-3	ME-CC	matrix spike	3/2/2009	Pesticide	Disulfoton	n/a	=	0.1188	µg/L	EPA 625m	0.001	0.002			
2008/09-3	ME-CC	matrix spike dup	3/2/2009	Pesticide	Disulfoton	n/a	=	0.1143	µg/L	EPA 625m	0.001	0.002			
2008/09-3	ME-CC	matrix spike dup, rec	3/2/2009	Pesticide	Disulfoton	n/a	=	25	%	EPA 625m	-88	-88	16	118	
2008/09-3	ME-CC	matrix spike, rec	3/2/2009	Pesticide	Disulfoton	n/a	=	26	%	EPA 625m	-88	-88	16	118	
2008/09-3	ME-CC	matrix spike, RPD	3/2/2009	Pesticide	Disulfoton	n/a	=	4	%	EPA 625m	-88	-88	0	30	
2008/09-3	ME-SCR	field blank	3/2/2009	Pesticide	Disulfoton	n/a	<	0.001	µg/L	EPA 625m	0.001	0.002			
2008/09-3	Lab	LCS	3/2/2009	Pesticide	Endosulfan sulfate	n/a	=	0.1957	µg/L	EPA 625m	0.001	0.005			
2008/09-3	Lab	LCS dup	3/2/2009	Pesticide	Endosulfan sulfate	n/a	=	0.2109	µg/L	EPA 625m	0.001	0.005			
2008/09-3	Lab	LCS dup, rec	3/2/2009	Pesticide	Endosulfan sulfate	n/a	=	93	%	EPA 625m	-88	-88	57	142	
2008/09-3	Lab	LCS, rec	3/2/2009	Pesticide	Endosulfan sulfate	n/a	=	86	%	EPA 625m	-88	-88	57	142	
2008/09-3	Lab	LCS, RPD	3/2/2009	Pesticide	Endosulfan sulfate	n/a	=	8	%	EPA 625m	-88	-88	0	30	
2008/09-3	Lab	method blank	3/2/2009	Pesticide	Endosulfan sulfate	n/a	<	0.001	µg/L	EPA 625m	0.001	0.005			
2008/09-3	ME-CC	lab duplicate	3/2/2009	Pesticide	Endosulfan sulfate	n/a	<	0.001	µg/L	EPA 625m	0.001	0.005	0	30	

Appendix G
2008/09 QA/QC Analysis Results

Event ID	Site ID	QA/QC Sample Type	Analysis Date	Classification	Constituent	Fraction	Sign	Result	Units	Method	MDL	RL	QA LCL	QA UCL	DQO Comp.
2008/09-3	ME-CC	matrix spike	3/2/2009	Pesticide	Endosulfan sulfate	n/a	=	0.3726	µg/L	EPA 625m	0.001	0.005			
2008/09-3	ME-CC	matrix spike dup	3/2/2009	Pesticide	Endosulfan sulfate	n/a	=	0.3814	µg/L	EPA 625m	0.001	0.005			
2008/09-3	ME-CC	matrix spike dup, rec	3/2/2009	Pesticide	Endosulfan sulfate	n/a	=	82	%	EPA 625m	-88	-88	57	142	
2008/09-3	ME-CC	matrix spike, rec	3/2/2009	Pesticide	Endosulfan sulfate	n/a	=	80	%	EPA 625m	-88	-88	57	142	
2008/09-3	ME-CC	matrix spike, RPD	3/2/2009	Pesticide	Endosulfan sulfate	n/a	=	2	%	EPA 625m	-88	-88	0	30	
2008/09-3	ME-SCR	field blank	3/2/2009	Pesticide	Endosulfan sulfate	n/a	<	0.001	µg/L	EPA 625m	0.001	0.005			
2008/09-3	Lab	LCS	3/2/2009	Pesticide	Endosulfan-I	n/a	=	0.1433	µg/L	EPA 625m	0.001	0.005			
2008/09-3	Lab	LCS dup	3/2/2009	Pesticide	Endosulfan-I	n/a	=	0.1602	µg/L	EPA 625m	0.001	0.005			
2008/09-3	Lab	LCS dup, rec	3/2/2009	Pesticide	Endosulfan-I	n/a	=	71	%	EPA 625m	-88	-88	59	145	
2008/09-3	Lab	LCS, rec	3/2/2009	Pesticide	Endosulfan-I	n/a	=	63	%	EPA 625m	-88	-88	59	145	
2008/09-3	Lab	LCS, RPD	3/2/2009	Pesticide	Endosulfan-I	n/a	=	11	%	EPA 625m	-88	-88	0	30	
2008/09-3	Lab	method blank	3/2/2009	Pesticide	Endosulfan-I	n/a	<	0.001	µg/L	EPA 625m	0.001	0.005			
2008/09-3	ME-CC	lab duplicate	3/2/2009	Pesticide	Endosulfan-I	n/a	<	0.001	µg/L	EPA 625m	0.001	0.005	0	30	
2008/09-3	ME-CC	matrix spike	3/2/2009	Pesticide	Endosulfan-I	n/a	=	0.5009	µg/L	EPA 625m	0.001	0.005			
2008/09-3	ME-CC	matrix spike dup	3/2/2009	Pesticide	Endosulfan-I	n/a	=	0.5045	µg/L	EPA 625m	0.001	0.005			
2008/09-3	ME-CC	matrix spike dup, rec	3/2/2009	Pesticide	Endosulfan-I	n/a	=	108	%	EPA 625m	-88	-88	59	145	
2008/09-3	ME-CC	matrix spike, rec	3/2/2009	Pesticide	Endosulfan-I	n/a	=	108	%	EPA 625m	-88	-88	59	145	
2008/09-3	ME-CC	matrix spike, RPD	3/2/2009	Pesticide	Endosulfan-I	n/a	=	0	%	EPA 625m	-88	-88	0	30	
2008/09-3	ME-SCR	field blank	3/2/2009	Pesticide	Endosulfan-I	n/a	<	0.001	µg/L	EPA 625m	0.001	0.005			
2008/09-3	Lab	LCS	3/2/2009	Pesticide	Endosulfan-II	n/a	=	0.1646	µg/L	EPA 625m	0.001	0.005			
2008/09-3	Lab	LCS dup	3/2/2009	Pesticide	Endosulfan-II	n/a	=	0.187	µg/L	EPA 625m	0.001	0.005			
2008/09-3	Lab	LCS dup, rec	3/2/2009	Pesticide	Endosulfan-II	n/a	=	82	%	EPA 625m	-88	-88	60	133	
2008/09-3	Lab	LCS, rec	3/2/2009	Pesticide	Endosulfan-II	n/a	=	72	%	EPA 625m	-88	-88	60	133	
2008/09-3	Lab	LCS, RPD	3/2/2009	Pesticide	Endosulfan-II	n/a	=	13	%	EPA 625m	-88	-88	0	30	
2008/09-3	Lab	method blank	3/2/2009	Pesticide	Endosulfan-II	n/a	<	0.001	µg/L	EPA 625m	0.001	0.005			
2008/09-3	ME-CC	lab duplicate	3/2/2009	Pesticide	Endosulfan-II	n/a	<	0.001	µg/L	EPA 625m	0.001	0.005	0	30	
2008/09-3	ME-CC	matrix spike	3/2/2009	Pesticide	Endosulfan-II	n/a	=	0.3658	µg/L	EPA 625m	0.001	0.005			
2008/09-3	ME-CC	matrix spike dup	3/2/2009	Pesticide	Endosulfan-II	n/a	=	0.3716	µg/L	EPA 625m	0.001	0.005			
2008/09-3	ME-CC	matrix spike dup, rec	3/2/2009	Pesticide	Endosulfan-II	n/a	=	80	%	EPA 625m	-88	-88	60	133	
2008/09-3	ME-CC	matrix spike, rec	3/2/2009	Pesticide	Endosulfan-II	n/a	=	79	%	EPA 625m	-88	-88	60	133	
2008/09-3	ME-CC	matrix spike, RPD	3/2/2009	Pesticide	Endosulfan-II	n/a	=	1	%	EPA 625m	-88	-88	0	30	
2008/09-3	ME-SCR	field blank	3/2/2009	Pesticide	Endosulfan-II	n/a	<	0.001	µg/L	EPA 625m	0.001	0.005			
2008/09-3	Lab	LCS	3/2/2009	Pesticide	Endrin	n/a	=	0	µg/L	EPA 625m	0.001	0.005			
2008/09-3	Lab	LCS dup	3/2/2009	Pesticide	Endrin	n/a	=	0.2329	µg/L	EPA 625m	0.001	0.005			
2008/09-3	Lab	LCS dup, rec	3/2/2009	Pesticide	Endrin	n/a	=	103	%	EPA 625m	-88	-88	56	145	
2008/09-3	Lab	LCS, rec	3/2/2009	Pesticide	Endrin	n/a	=	0	%	EPA 625m	-88	-88	56	145	
2008/09-3	Lab	LCS, RPD	3/2/2009	Pesticide	Endrin	n/a	=	200	%	EPA 625m	-88	-88	0	30	
2008/09-3	Lab	method blank	3/2/2009	Pesticide	Endrin	n/a	<	0.001	µg/L	EPA 625m	0.001	0.005			
2008/09-3	ME-CC	lab duplicate	3/2/2009	Pesticide	Endrin	n/a	<	0.001	µg/L	EPA 625m	0.001	0.005	0	30	
2008/09-3	ME-CC	matrix spike	3/2/2009	Pesticide	Endrin	n/a	=	0.487	µg/L	EPA 625m	0.001	0.005			
2008/09-3	ME-CC	matrix spike dup	3/2/2009	Pesticide	Endrin	n/a	=	0.4736	µg/L	EPA 625m	0.001	0.005			
2008/09-3	ME-CC	matrix spike dup, rec	3/2/2009	Pesticide	Endrin	n/a	=	102	%	EPA 625m	-88	-88	56	145	
2008/09-3	ME-CC	matrix spike, rec	3/2/2009	Pesticide	Endrin	n/a	=	105	%	EPA 625m	-88	-88	56	145	
2008/09-3	ME-CC	matrix spike, RPD	3/2/2009	Pesticide	Endrin	n/a	=	3	%	EPA 625m	-88	-88	0	30	
2008/09-3	ME-SCR	field blank	3/2/2009	Pesticide	Endrin	n/a	<	0.001	µg/L	EPA 625m	0.001	0.005			
2008/09-3	Lab	LCS	3/2/2009	Pesticide	Endrin aldehyde	n/a	=	0.2004	µg/L	EPA 625m	0.001	0.005			
2008/09-3	Lab	LCS dup	3/2/2009	Pesticide	Endrin aldehyde	n/a	=	0.2107	µg/L	EPA 625m	0.001	0.005			
2008/09-3	Lab	LCS dup, rec	3/2/2009	Pesticide	Endrin aldehyde	n/a	=	93	%	EPA 625m	-88	-88	33	138	
2008/09-3	Lab	LCS, rec	3/2/2009	Pesticide	Endrin aldehyde	n/a	=	88	%	EPA 625m	-88	-88	33	138	
2008/09-3	Lab	LCS, RPD	3/2/2009	Pesticide	Endrin aldehyde	n/a	=	6	%	EPA 625m	-88	-88	0	30	
2008/09-3	Lab	method blank	3/2/2009	Pesticide	Endrin aldehyde	n/a	<	0.001	µg/L	EPA 625m	0.001	0.005			
2008/09-3	ME-CC	lab duplicate	3/2/2009	Pesticide	Endrin aldehyde	n/a	<	0.001	µg/L	EPA 625m	0.001	0.005	0	30	
2008/09-3	ME-CC	matrix spike	3/2/2009	Pesticide	Endrin aldehyde	n/a	=	0.8884	µg/L	EPA 625m	0.001	0.005			
2008/09-3	ME-CC	matrix spike dup	3/2/2009	Pesticide	Endrin aldehyde	n/a	=	0.88	µg/L	EPA 625m	0.001	0.005			
2008/09-3	ME-CC	matrix spike dup, rec	3/2/2009	Pesticide	Endrin aldehyde	n/a	=	189	%	EPA 625m	-88	-88	33	138	
2008/09-3	ME-CC	matrix spike, rec	3/2/2009	Pesticide	Endrin aldehyde	n/a	=	191	%	EPA 625m	-88	-88	33	138	

Appendix G
2008/09 QA/QC Analysis Results

Event ID	Site ID	QA/QC Sample Type	Analysis Date	Classification	Constituent	Fraction	Sign	Result	Units	Method	MDL	RL	QA LCL	QA UCL	DQO Comp.
2008/09-3	ME-CC	matrix spike, RPD	3/2/2009	Pesticide	Endrin aldehyde	n/a	=	1	%	EPA 625m	-88	-88	0	30	
2008/09-3	ME-SCR	field blank	3/2/2009	Pesticide	Endrin aldehyde	n/a	<	0.001	µg/L	EPA 625m	0.001	0.005			
2008/09-3	Lab	LCS	3/2/2009	Pesticide	Endrin ketone	n/a	=	0.1618	µg/L	EPA 625m	0.001	0.005			
2008/09-3	Lab	LCS dup	3/2/2009	Pesticide	Endrin ketone	n/a	=	0.1229	µg/L	EPA 625m	0.001	0.005			
2008/09-3	Lab	LCS dup, rec	3/2/2009	Pesticide	Endrin ketone	n/a	=	54	%	EPA 625m	-88	-88	54	143	
2008/09-3	Lab	LCS, rec	3/2/2009	Pesticide	Endrin ketone	n/a	=	71	%	EPA 625m	-88	-88	54	143	
2008/09-3	Lab	LCS, RPD	3/2/2009	Pesticide	Endrin ketone	n/a	=	27	%	EPA 625m	-88	-88	0	30	
2008/09-3	Lab	method blank	3/2/2009	Pesticide	Endrin ketone	n/a	<	0.001	µg/L	EPA 625m	0.001	0.005			
2008/09-3	ME-CC	lab duplicate	3/2/2009	Pesticide	Endrin ketone	n/a	<	0.001	µg/L	EPA 625m	0.001	0.005	0	30	
2008/09-3	ME-CC	matrix spike	3/2/2009	Pesticide	Endrin ketone	n/a	=	0.337	µg/L	EPA 625m	0.001	0.005			
2008/09-3	ME-CC	matrix spike dup	3/2/2009	Pesticide	Endrin ketone	n/a	=	0.3254	µg/L	EPA 625m	0.001	0.005			
2008/09-3	ME-CC	matrix spike dup, rec	3/2/2009	Pesticide	Endrin ketone	n/a	=	70	%	EPA 625m	-88	-88	54	143	
2008/09-3	ME-CC	matrix spike, rec	3/2/2009	Pesticide	Endrin ketone	n/a	=	72	%	EPA 625m	-88	-88	54	143	
2008/09-3	ME-CC	matrix spike, RPD	3/2/2009	Pesticide	Endrin ketone	n/a	=	3	%	EPA 625m	-88	-88	0	30	
2008/09-3	ME-SCR	field blank	3/2/2009	Pesticide	Endrin ketone	n/a	<	0.001	µg/L	EPA 625m	0.001	0.005			
2008/09-3	Lab	LCS	3/2/2009	Pesticide	Ethoprop	n/a	=	0.1296	µg/L	EPA 625m	0.001	0.002			
2008/09-3	Lab	LCS dup	3/2/2009	Pesticide	Ethoprop	n/a	=	0.1552	µg/L	EPA 625m	0.001	0.002			
2008/09-3	Lab	LCS dup, rec	3/2/2009	Pesticide	Ethoprop	n/a	=	68	%	EPA 625m	-88	-88	55	141	
2008/09-3	Lab	LCS, rec	3/2/2009	Pesticide	Ethoprop	n/a	=	57	%	EPA 625m	-88	-88	55	141	
2008/09-3	Lab	LCS, RPD	3/2/2009	Pesticide	Ethoprop	n/a	=	18	%	EPA 625m	-88	-88	0	30	
2008/09-3	Lab	method blank	3/2/2009	Pesticide	Ethoprop	n/a	<	0.001	µg/L	EPA 625m	0.001	0.002			
2008/09-3	ME-CC	lab duplicate	3/2/2009	Pesticide	Ethoprop	n/a	<	0.001	µg/L	EPA 625m	0.001	0.002	0	30	
2008/09-3	ME-CC	matrix spike	3/2/2009	Pesticide	Ethoprop	n/a	=	0.2074	µg/L	EPA 625m	0.001	0.002			
2008/09-3	ME-CC	matrix spike dup	3/2/2009	Pesticide	Ethoprop	n/a	=	0.2064	µg/L	EPA 625m	0.001	0.002			
2008/09-3	ME-CC	matrix spike dup, rec	3/2/2009	Pesticide	Ethoprop	n/a	=	44	%	EPA 625m	-88	-88	55	141	
2008/09-3	ME-CC	matrix spike, rec	3/2/2009	Pesticide	Ethoprop	n/a	=	45	%	EPA 625m	-88	-88	55	141	
2008/09-3	ME-CC	matrix spike, RPD	3/2/2009	Pesticide	Ethoprop	n/a	=	2	%	EPA 625m	-88	-88	0	30	
2008/09-3	ME-SCR	field blank	3/2/2009	Pesticide	Ethoprop	n/a	<	0.001	µg/L	EPA 625m	0.001	0.002			
2008/09-3	Lab	LCS	3/2/2009	Pesticide	Fenclorophos (Ronnel)	n/a	=	0.1505	µg/L	EPA 625m	0.002	0.004			
2008/09-3	Lab	LCS dup	3/2/2009	Pesticide	Fenclorophos (Ronnel)	n/a	=	0.1627	µg/L	EPA 625m	0.002	0.004			
2008/09-3	Lab	LCS dup, rec	3/2/2009	Pesticide	Fenclorophos (Ronnel)	n/a	=	72	%	EPA 625m	-88	-88	59	135	
2008/09-3	Lab	LCS, rec	3/2/2009	Pesticide	Fenclorophos (Ronnel)	n/a	=	66	%	EPA 625m	-88	-88	59	135	
2008/09-3	Lab	LCS, RPD	3/2/2009	Pesticide	Fenclorophos (Ronnel)	n/a	=	9	%	EPA 625m	-88	-88	0	30	
2008/09-3	Lab	method blank	3/2/2009	Pesticide	Fenclorophos (Ronnel)	n/a	<	0.002	µg/L	EPA 625m	0.002	0.004			
2008/09-3	ME-CC	lab duplicate	3/2/2009	Pesticide	Fenclorophos (Ronnel)	n/a	<	0.002	µg/L	EPA 625m	0.002	0.004	0	30	
2008/09-3	ME-CC	matrix spike	3/2/2009	Pesticide	Fenclorophos (Ronnel)	n/a	=	0.2359	µg/L	EPA 625m	0.002	0.004			
2008/09-3	ME-CC	matrix spike dup	3/2/2009	Pesticide	Fenclorophos (Ronnel)	n/a	=	0.243	µg/L	EPA 625m	0.002	0.004			
2008/09-3	ME-CC	matrix spike dup, rec	3/2/2009	Pesticide	Fenclorophos (Ronnel)	n/a	=	52	%	EPA 625m	-88	-88	59	135	
2008/09-3	ME-CC	matrix spike, rec	3/2/2009	Pesticide	Fenclorophos (Ronnel)	n/a	=	51	%	EPA 625m	-88	-88	59	135	
2008/09-3	ME-CC	matrix spike, RPD	3/2/2009	Pesticide	Fenclorophos (Ronnel)	n/a	=	2	%	EPA 625m	-88	-88	0	30	
2008/09-3	ME-SCR	field blank	3/2/2009	Pesticide	Fenclorophos (Ronnel)	n/a	<	0.002	µg/L	EPA 625m	0.002	0.004			
2008/09-3	Lab	LCS	3/2/2009	Pesticide	Fensulfothion	n/a	=	0.1677	µg/L	EPA 625m	0.001	0.002			
2008/09-3	Lab	LCS dup	3/2/2009	Pesticide	Fensulfothion	n/a	=	0.1573	µg/L	EPA 625m	0.001	0.002			
2008/09-3	Lab	LCS dup, rec	3/2/2009	Pesticide	Fensulfothion	n/a	=	69	%	EPA 625m	-88	-88	54	150	
2008/09-3	Lab	LCS, rec	3/2/2009	Pesticide	Fensulfothion	n/a	=	74	%	EPA 625m	-88	-88	54	150	
2008/09-3	Lab	LCS, RPD	3/2/2009	Pesticide	Fensulfothion	n/a	=	7	%	EPA 625m	-88	-88	0	30	
2008/09-3	Lab	method blank	3/2/2009	Pesticide	Fensulfothion	n/a	<	0.001	µg/L	EPA 625m	0.001	0.002			
2008/09-3	ME-CC	lab duplicate	3/2/2009	Pesticide	Fensulfothion	n/a	<	0.001	µg/L	EPA 625m	0.001	0.002	0	30	
2008/09-3	ME-CC	matrix spike	3/2/2009	Pesticide	Fensulfothion	n/a	=	3.3577	µg/L	EPA 625m	0.001	0.002			
2008/09-3	ME-CC	matrix spike dup	3/2/2009	Pesticide	Fensulfothion	n/a	=	2.8041	µg/L	EPA 625m	0.001	0.002			
2008/09-3	ME-CC	matrix spike dup, rec	3/2/2009	Pesticide	Fensulfothion	n/a	=	603	%	EPA 625m	-88	-88	54	150	
2008/09-3	ME-CC	matrix spike, rec	3/2/2009	Pesticide	Fensulfothion	n/a	=	722	%	EPA 625m	-88	-88	54	150	
2008/09-3	ME-CC	matrix spike, RPD	3/2/2009	Pesticide	Fensulfothion	n/a	=	18	%	EPA 625m	-88	-88	0	30	
2008/09-3	ME-SCR	field blank	3/2/2009	Pesticide	Fensulfothion	n/a	<	0.001	µg/L	EPA 625m	0.001	0.002			
2008/09-3	Lab	LCS	3/2/2009	Pesticide	Fenthion	n/a	=	0.1668	µg/L	EPA 625m	0.002	0.004			
2008/09-3	Lab	LCS dup	3/2/2009	Pesticide	Fenthion	n/a	=	0.175	µg/L	EPA 625m	0.002	0.004			

Appendix G
2008/09 QA/QC Analysis Results

Event ID	Site ID	QA/QC Sample Type	Analysis Date	Classification	Constituent	Fraction	Sign	Result	Units	Method	MDL	RL	QA LCL	QA UCL	DQO Comp.
2008/09-3	Lab	LCS dup, rec	3/2/2009	Pesticide	Fenthion	n/a	=	77	%	EPA 625m	-88	-88	52	128	
2008/09-3	Lab	LCS rec	3/2/2009	Pesticide	Fenthion	n/a	=	73	%	EPA 625m	-88	-88	52	128	
2008/09-3	Lab	LCS, RPD	3/2/2009	Pesticide	Fenthion	n/a	=	5	%	EPA 625m	-88	-88	0	30	
2008/09-3	Lab	method blank	3/2/2009	Pesticide	Fenthion	n/a	<	0.002	µg/L	EPA 625m	0.002	0.004			
2008/09-3	ME-CC	lab duplicate	3/2/2009	Pesticide	Fenthion	n/a	<	0.002	µg/L	EPA 625m	0.002	0.004	0	30	
2008/09-3	ME-CC	matrix spike	3/2/2009	Pesticide	Fenthion	n/a	=	0.255	µg/L	EPA 625m	0.002	0.004			
2008/09-3	ME-CC	matrix spike dup	3/2/2009	Pesticide	Fenthion	n/a	=	0.235	µg/L	EPA 625m	0.002	0.004			
2008/09-3	ME-CC	matrix spike dup, rec	3/2/2009	Pesticide	Fenthion	n/a	=	51	%	EPA 625m	-88	-88	52	128	
2008/09-3	ME-CC	matrix spike, rec	3/2/2009	Pesticide	Fenthion	n/a	=	55	%	EPA 625m	-88	-88	52	128	
2008/09-3	ME-CC	matrix spike, RPD	3/2/2009	Pesticide	Fenthion	n/a	=	8	%	EPA 625m	-88	-88	0	30	
2008/09-3	ME-SCR	field blank	3/2/2009	Pesticide	Fenthion	n/a	<	0.002	µg/L	EPA 625m	0.002	0.004			
2008/09-3	Lab	LCS	2/14/2009	Pesticide	Glyphosate	n/a	=	25.9	µg/L	EPA 547	1.8	5			
2008/09-3	Lab	LCS, rec	2/14/2009	Pesticide	Glyphosate	n/a	=	103	%	EPA 547	-88	-88	71	137	
2008/09-3	Lab	method blank	2/14/2009	Pesticide	Glyphosate	n/a	<	5	µg/L	EPA 547	1.8	5			
2008/09-3	ME-CC	matrix spike	2/14/2009	Pesticide	Glyphosate	n/a	=	27.6	µg/L	EPA 547	1.8	5			
2008/09-3	ME-CC	matrix spike dup	2/14/2009	Pesticide	Glyphosate	n/a	=	26.2	µg/L	EPA 547	1.8	5			
2008/09-3	ME-CC	matrix spike dup, rec	2/14/2009	Pesticide	Glyphosate	n/a	=	86	%	EPA 547	-88	-88	68	134	
2008/09-3	ME-CC	matrix spike, rec	2/14/2009	Pesticide	Glyphosate	n/a	=	91	%	EPA 547	-88	-88	68	134	
2008/09-3	ME-CC	matrix spike, RPD	2/14/2009	Pesticide	Glyphosate	n/a	=	5	%	EPA 547	-88	-88	0	30	
2008/09-3	Lab	LCS	3/2/2009	Pesticide	Heptachlor	n/a	=	0.1709	µg/L	EPA 625m	0.001	0.005			
2008/09-3	Lab	LCS dup	3/2/2009	Pesticide	Heptachlor	n/a	=	0.1719	µg/L	EPA 625m	0.001	0.005			
2008/09-3	Lab	LCS dup, rec	3/2/2009	Pesticide	Heptachlor	n/a	=	76	%	EPA 625m	-88	-88	60	146	
2008/09-3	Lab	LCS, rec	3/2/2009	Pesticide	Heptachlor	n/a	=	75	%	EPA 625m	-88	-88	60	146	
2008/09-3	Lab	LCS, RPD	3/2/2009	Pesticide	Heptachlor	n/a	=	1	%	EPA 625m	-88	-88	0	30	
2008/09-3	Lab	method blank	3/2/2009	Pesticide	Heptachlor	n/a	<	0.001	µg/L	EPA 625m	0.001	0.005			
2008/09-3	ME-CC	lab duplicate	3/2/2009	Pesticide	Heptachlor	n/a	<	0.001	µg/L	EPA 625m	0.001	0.005	0	30	
2008/09-3	ME-CC	matrix spike	3/2/2009	Pesticide	Heptachlor	n/a	=	0.3588	µg/L	EPA 625m	0.001	0.005			
2008/09-3	ME-CC	matrix spike dup	3/2/2009	Pesticide	Heptachlor	n/a	=	0.3682	µg/L	EPA 625m	0.001	0.005			
2008/09-3	ME-CC	matrix spike dup, rec	3/2/2009	Pesticide	Heptachlor	n/a	=	79	%	EPA 625m	-88	-88	60	146	
2008/09-3	ME-CC	matrix spike, rec	3/2/2009	Pesticide	Heptachlor	n/a	=	77	%	EPA 625m	-88	-88	60	146	
2008/09-3	ME-CC	matrix spike, RPD	3/2/2009	Pesticide	Heptachlor	n/a	=	3	%	EPA 625m	-88	-88	0	30	
2008/09-3	ME-SCR	field blank	3/2/2009	Pesticide	Heptachlor	n/a	<	0.001	µg/L	EPA 625m	0.001	0.005			
2008/09-3	Lab	LCS	3/2/2009	Pesticide	Heptachlor epoxide	n/a	=	0.1628	µg/L	EPA 625m	0.001	0.005			
2008/09-3	Lab	LCS dup	3/2/2009	Pesticide	Heptachlor epoxide	n/a	=	0.164	µg/L	EPA 625m	0.001	0.005			
2008/09-3	Lab	LCS dup, rec	3/2/2009	Pesticide	Heptachlor epoxide	n/a	=	72	%	EPA 625m	-88	-88	64	140	
2008/09-3	Lab	LCS, rec	3/2/2009	Pesticide	Heptachlor epoxide	n/a	=	72	%	EPA 625m	-88	-88	64	140	
2008/09-3	Lab	LCS, RPD	3/2/2009	Pesticide	Heptachlor epoxide	n/a	=	0	%	EPA 625m	-88	-88	0	30	
2008/09-3	Lab	method blank	3/2/2009	Pesticide	Heptachlor epoxide	n/a	<	0.001	µg/L	EPA 625m	0.001	0.005			
2008/09-3	ME-CC	lab duplicate	3/2/2009	Pesticide	Heptachlor epoxide	n/a	<	0.001	µg/L	EPA 625m	0.001	0.005	0	30	
2008/09-3	ME-CC	matrix spike	3/2/2009	Pesticide	Heptachlor epoxide	n/a	=	0.3943	µg/L	EPA 625m	0.001	0.005			
2008/09-3	ME-CC	matrix spike dup	3/2/2009	Pesticide	Heptachlor epoxide	n/a	=	0.4054	µg/L	EPA 625m	0.001	0.005			
2008/09-3	ME-CC	matrix spike dup, rec	3/2/2009	Pesticide	Heptachlor epoxide	n/a	=	87	%	EPA 625m	-88	-88	64	140	
2008/09-3	ME-CC	matrix spike, rec	3/2/2009	Pesticide	Heptachlor epoxide	n/a	=	85	%	EPA 625m	-88	-88	64	140	
2008/09-3	ME-CC	matrix spike, RPD	3/2/2009	Pesticide	Heptachlor epoxide	n/a	=	2	%	EPA 625m	-88	-88	0	30	
2008/09-3	ME-SCR	field blank	3/2/2009	Pesticide	Heptachlor epoxide	n/a	<	0.001	µg/L	EPA 625m	0.001	0.005			
2008/09-3	Lab	LCS	3/2/2009	Pesticide	Malathion	n/a	=	0.1803	µg/L	EPA 625m	0.003	0.006			
2008/09-3	Lab	LCS dup	3/2/2009	Pesticide	Malathion	n/a	=	0.1702	µg/L	EPA 625m	0.003	0.006			
2008/09-3	Lab	LCS dup, rec	3/2/2009	Pesticide	Malathion	n/a	=	75	%	EPA 625m	-88	-88	64	142	
2008/09-3	Lab	LCS, rec	3/2/2009	Pesticide	Malathion	n/a	=	79	%	EPA 625m	-88	-88	64	142	
2008/09-3	Lab	LCS, RPD	3/2/2009	Pesticide	Malathion	n/a	=	5	%	EPA 625m	-88	-88	0	30	
2008/09-3	Lab	method blank	3/2/2009	Pesticide	Malathion	n/a	<	0.003	µg/L	EPA 625m	0.003	0.006			
2008/09-3	ME-CC	lab duplicate	3/2/2009	Pesticide	Malathion	n/a	=	0.3043	µg/L	EPA 625m	0.003	0.006	0	30	
2008/09-3	ME-CC	matrix spike	3/2/2009	Pesticide	Malathion	n/a	=	0.6852	µg/L	EPA 625m	0.003	0.006			
2008/09-3	ME-CC	matrix spike dup	3/2/2009	Pesticide	Malathion	n/a	=	0.6756	µg/L	EPA 625m	0.003	0.006			
2008/09-3	ME-CC	matrix spike dup, rec	3/2/2009	Pesticide	Malathion	n/a	=	80	%	EPA 625m	-88	-88	64	142	
2008/09-3	ME-CC	matrix spike, rec	3/2/2009	Pesticide	Malathion	n/a	=	82	%	EPA 625m	-88	-88	64	142	

Appendix G
2008/09 QA/QC Analysis Results

Event ID	Site ID	QA/QC Sample Type	Analysis Date	Classification	Constituent	Fraction	Sign	Result	Units	Method	MDL	RL	QA LCL	QA UCL	DQO Comp.
2008/09-3	ME-CC	matrix spike, RPD	3/2/2009	Pesticide	Malathion	n/a	=	2	%	EPA 625m	-88	-88	0	30	
2008/09-3	ME-SCR	field blank	3/2/2009	Pesticide	Malathion	n/a	<	0.003	µg/L	EPA 625m	0.003	0.006			
2008/09-3	Lab	method blank	2/12/2009	Pesticide	MCPA	n/a	<	500	µg/L	EPA 8151A	500	500			
2008/09-3	Lab	method blank	2/12/2009	Pesticide	MCPP	n/a	<	500	µg/L	EPA 8151A	500	500			
2008/09-3	Lab	LCS	3/2/2009	Pesticide	Merphos	n/a	=	0.1828	µg/L	EPA 625m	0.001	0.002			
2008/09-3	Lab	LCS dup	3/2/2009	Pesticide	Merphos	n/a	=	0.1765	µg/L	EPA 625m	0.001	0.002			
2008/09-3	Lab	LCS dup, rec	3/2/2009	Pesticide	Merphos	n/a	=	78	%	EPA 625m	-88	-88	45	135	
2008/09-3	Lab	LCS, rec	3/2/2009	Pesticide	Merphos	n/a	=	80	%	EPA 625m	-88	-88	45	135	
2008/09-3	Lab	LCS, RPD	3/2/2009	Pesticide	Merphos	n/a	=	3	%	EPA 625m	-88	-88	0	30	
2008/09-3	Lab	method blank	3/2/2009	Pesticide	Merphos	n/a	<	0.001	µg/L	EPA 625m	0.001	0.002			
2008/09-3	ME-CC	lab duplicate	3/2/2009	Pesticide	Merphos	n/a	<	0.001	µg/L	EPA 625m	0.001	0.002	0	30	
2008/09-3	ME-CC	matrix spike	3/2/2009	Pesticide	Merphos	n/a	=	0.1799	µg/L	EPA 625m	0.001	0.002			
2008/09-3	ME-CC	matrix spike dup	3/2/2009	Pesticide	Merphos	n/a	=	0.178	µg/L	EPA 625m	0.001	0.002			
2008/09-3	ME-CC	matrix spike dup, rec	3/2/2009	Pesticide	Merphos	n/a	=	38	%	EPA 625m	-88	-88	45	135	
2008/09-3	ME-CC	matrix spike, rec	3/2/2009	Pesticide	Merphos	n/a	=	39	%	EPA 625m	-88	-88	45	135	
2008/09-3	ME-CC	matrix spike, RPD	3/2/2009	Pesticide	Merphos	n/a	=	3	%	EPA 625m	-88	-88	0	30	
2008/09-3	ME-SCR	field blank	3/2/2009	Pesticide	Merphos	n/a	<	0.001	µg/L	EPA 625m	0.001	0.002			
2008/09-3	Lab	LCS	3/2/2009	Pesticide	Methamidophos	n/a	=	0	µg/L	EPA 625m	0.05	0.1			
2008/09-3	Lab	LCS dup	3/2/2009	Pesticide	Methamidophos	n/a	=	0	µg/L	EPA 625m	0.05	0.1			
2008/09-3	Lab	LCS dup, rec	3/2/2009	Pesticide	Methamidophos	n/a	=	0	%	EPA 625m	-88	-88	0	211	
2008/09-3	Lab	LCS, rec	3/2/2009	Pesticide	Methamidophos	n/a	=	0	%	EPA 625m	-88	-88	0	211	
2008/09-3	Lab	LCS, RPD	3/2/2009	Pesticide	Methamidophos	n/a	=	0	%	EPA 625m	-88	-88	0	30	
2008/09-3	Lab	method blank	3/2/2009	Pesticide	Methamidophos	n/a	<	0.05	µg/L	EPA 625m	0.05	0.1			
2008/09-3	ME-CC	lab duplicate	3/2/2009	Pesticide	Methamidophos	n/a	<	0.05	µg/L	EPA 625m	0.05	0.1	0	30	
2008/09-3	ME-CC	matrix spike	3/2/2009	Pesticide	Methamidophos	n/a	=	0	µg/L	EPA 625m	0.05	0.1			
2008/09-3	ME-CC	matrix spike dup	3/2/2009	Pesticide	Methamidophos	n/a	=	0	µg/L	EPA 625m	0.05	0.1			
2008/09-3	ME-CC	matrix spike dup, rec	3/2/2009	Pesticide	Methamidophos	n/a	=	0	%	EPA 625m	-88	-88	0	211	
2008/09-3	ME-CC	matrix spike, rec	3/2/2009	Pesticide	Methamidophos	n/a	=	0	%	EPA 625m	-88	-88	0	211	
2008/09-3	ME-CC	matrix spike, RPD	3/2/2009	Pesticide	Methamidophos	n/a	=	0	%	EPA 625m	-88	-88	0	30	
2008/09-3	ME-SCR	field blank	3/2/2009	Pesticide	Methamidophos	n/a	<	0.05	µg/L	EPA 625m	0.05	0.1			
2008/09-3	Lab	LCS	3/2/2009	Pesticide	Methoxychlor	n/a	=	0.1543	µg/L	EPA 625m	0.001	0.005			
2008/09-3	Lab	LCS dup	3/2/2009	Pesticide	Methoxychlor	n/a	=	0.1718	µg/L	EPA 625m	0.001	0.005			
2008/09-3	Lab	LCS dup, rec	3/2/2009	Pesticide	Methoxychlor	n/a	=	76	%	EPA 625m	-88	-88	34	143	
2008/09-3	Lab	LCS, rec	3/2/2009	Pesticide	Methoxychlor	n/a	=	68	%	EPA 625m	-88	-88	34	143	
2008/09-3	Lab	LCS, RPD	3/2/2009	Pesticide	Methoxychlor	n/a	=	11	%	EPA 625m	-88	-88	0	30	
2008/09-3	Lab	method blank	3/2/2009	Pesticide	Methoxychlor	n/a	<	0.001	µg/L	EPA 625m	0.001	0.005			
2008/09-3	ME-CC	lab duplicate	3/2/2009	Pesticide	Methoxychlor	n/a	<	0.001	µg/L	EPA 625m	0.001	0.005	0	30	
2008/09-3	ME-CC	matrix spike	3/2/2009	Pesticide	Methoxychlor	n/a	=	0.1976	µg/L	EPA 625m	0.001	0.005			
2008/09-3	ME-CC	matrix spike dup	3/2/2009	Pesticide	Methoxychlor	n/a	=	0.1897	µg/L	EPA 625m	0.001	0.005			
2008/09-3	ME-CC	matrix spike dup, rec	3/2/2009	Pesticide	Methoxychlor	n/a	=	41	%	EPA 625m	-88	-88	34	143	
2008/09-3	ME-CC	matrix spike, rec	3/2/2009	Pesticide	Methoxychlor	n/a	=	42	%	EPA 625m	-88	-88	34	143	
2008/09-3	ME-CC	matrix spike, RPD	3/2/2009	Pesticide	Methoxychlor	n/a	=	2	%	EPA 625m	-88	-88	0	30	
2008/09-3	ME-SCR	field blank	3/2/2009	Pesticide	Methoxychlor	n/a	<	0.001	µg/L	EPA 625m	0.001	0.005			
2008/09-3	Lab	LCS	3/2/2009	Pesticide	Methyl parathion	n/a	=	0.1727	µg/L	EPA 625m	0.001	0.002			
2008/09-3	Lab	LCS dup	3/2/2009	Pesticide	Methyl parathion	n/a	=	0.1709	µg/L	EPA 625m	0.001	0.002			
2008/09-3	Lab	LCS dup, rec	3/2/2009	Pesticide	Methyl parathion	n/a	=	75	%	EPA 625m	-88	-88	49	141	
2008/09-3	Lab	LCS, rec	3/2/2009	Pesticide	Methyl parathion	n/a	=	76	%	EPA 625m	-88	-88	49	141	
2008/09-3	Lab	LCS, RPD	3/2/2009	Pesticide	Methyl parathion	n/a	=	1	%	EPA 625m	-88	-88	0	30	
2008/09-3	Lab	method blank	3/2/2009	Pesticide	Methyl parathion	n/a	<	0.001	µg/L	EPA 625m	0.001	0.002			
2008/09-3	ME-CC	lab duplicate	3/2/2009	Pesticide	Methyl parathion	n/a	<	0.001	µg/L	EPA 625m	0.001	0.002	0	30	
2008/09-3	ME-CC	matrix spike	3/2/2009	Pesticide	Methyl parathion	n/a	=	0.2418	µg/L	EPA 625m	0.001	0.002			
2008/09-3	ME-CC	matrix spike dup	3/2/2009	Pesticide	Methyl parathion	n/a	=	0.2065	µg/L	EPA 625m	0.001	0.002			
2008/09-3	ME-CC	matrix spike dup, rec	3/2/2009	Pesticide	Methyl parathion	n/a	=	44	%	EPA 625m	-88	-88	49	141	
2008/09-3	ME-CC	matrix spike, rec	3/2/2009	Pesticide	Methyl parathion	n/a	=	52	%	EPA 625m	-88	-88	49	141	
2008/09-3	ME-CC	matrix spike, RPD	3/2/2009	Pesticide	Methyl parathion	n/a	=	17	%	EPA 625m	-88	-88	0	30	
2008/09-3	ME-SCR	field blank	3/2/2009	Pesticide	Methyl parathion	n/a	<	0.001	µg/L	EPA 625m	0.001	0.002			

Appendix G
2008/09 QA/QC Analysis Results

Event ID	Site ID	QA/QC Sample Type	Analysis Date	Classification	Constituent	Fraction	Sign	Result	Units	Method	MDL	RL	QA LCL	QA UCL	DQO Comp.
2008/09-3	Lab	LCS	3/2/2009	Pesticide	Mevinphos	n/a	=	0.1485	µg/L	EPA 625m	0.008	0.016			
2008/09-3	Lab	LCS dup	3/2/2009	Pesticide	Mevinphos	n/a	=	0.1631	µg/L	EPA 625m	0.008	0.016			
2008/09-3	Lab	LCS dup, rec	3/2/2009	Pesticide	Mevinphos	n/a	=	72	%	EPA 625m	-88	-88	61	141	
2008/09-3	Lab	LCS, rec	3/2/2009	Pesticide	Mevinphos	n/a	=	65	%	EPA 625m	-88	-88	61	141	
2008/09-3	Lab	LCS, RPD	3/2/2009	Pesticide	Mevinphos	n/a	=	10	%	EPA 625m	-88	-88	0	30	
2008/09-3	Lab	method blank	3/2/2009	Pesticide	Mevinphos	n/a	<	0.008	µg/L	EPA 625m	0.008	0.016			
2008/09-3	ME-CC	lab duplicate	3/2/2009	Pesticide	Mevinphos	n/a	<	0.008	µg/L	EPA 625m	0.008	0.016	0	30	
2008/09-3	ME-CC	matrix spike	3/2/2009	Pesticide	Mevinphos	n/a	=	0.2837	µg/L	EPA 625m	0.008	0.016			
2008/09-3	ME-CC	matrix spike dup	3/2/2009	Pesticide	Mevinphos	n/a	=	0.2873	µg/L	EPA 625m	0.008	0.016			
2008/09-3	ME-CC	matrix spike dup, rec	3/2/2009	Pesticide	Mevinphos	n/a	=	62	%	EPA 625m	-88	-88	61	141	
2008/09-3	ME-CC	matrix spike, rec	3/2/2009	Pesticide	Mevinphos	n/a	=	61	%	EPA 625m	-88	-88	61	141	
2008/09-3	ME-CC	matrix spike, RPD	3/2/2009	Pesticide	Mevinphos	n/a	=	2	%	EPA 625m	-88	-88	0	30	
2008/09-3	ME-SCR	field blank	3/2/2009	Pesticide	Mevinphos	n/a	<	0.008	µg/L	EPA 625m	0.008	0.016			
2008/09-3	Lab	LCS	3/2/2009	Pesticide	Mirex	n/a	=	0.1205	µg/L	EPA 625m	0.001	0.005			
2008/09-3	Lab	LCS dup	3/2/2009	Pesticide	Mirex	n/a	=	0.1259	µg/L	EPA 625m	0.001	0.005			
2008/09-3	Lab	LCS dup, rec	3/2/2009	Pesticide	Mirex	n/a	=	55	%	EPA 625m	-88	-88	51	138	
2008/09-3	Lab	LCS, rec	3/2/2009	Pesticide	Mirex	n/a	=	53	%	EPA 625m	-88	-88	51	138	
2008/09-3	Lab	LCS, RPD	3/2/2009	Pesticide	Mirex	n/a	=	4	%	EPA 625m	-88	-88	0	30	
2008/09-3	Lab	method blank	3/2/2009	Pesticide	Mirex	n/a	<	0.001	µg/L	EPA 625m	0.001	0.005			
2008/09-3	ME-CC	lab duplicate	3/2/2009	Pesticide	Mirex	n/a	<	0.001	µg/L	EPA 625m	0.001	0.005	0	30	
2008/09-3	ME-CC	matrix spike	3/2/2009	Pesticide	Mirex	n/a	=	0.0835	µg/L	EPA 625m	0.001	0.005			
2008/09-3	ME-CC	matrix spike dup	3/2/2009	Pesticide	Mirex	n/a	=	0.0842	µg/L	EPA 625m	0.001	0.005			
2008/09-3	ME-CC	matrix spike dup, rec	3/2/2009	Pesticide	Mirex	n/a	=	18	%	EPA 625m	-88	-88	51	138	
2008/09-3	ME-CC	matrix spike, rec	3/2/2009	Pesticide	Mirex	n/a	=	18	%	EPA 625m	-88	-88	51	138	
2008/09-3	ME-CC	matrix spike, RPD	3/2/2009	Pesticide	Mirex	n/a	=	0	%	EPA 625m	-88	-88	0	30	
2008/09-3	ME-SCR	field blank	3/2/2009	Pesticide	Mirex	n/a	<	0.001	µg/L	EPA 625m	0.001	0.005			
2008/09-3	Lab	LCS	3/2/2009	Pesticide	Oxychlorthane	n/a	=	0.1558	µg/L	EPA 625m	0.001	0.005			
2008/09-3	Lab	LCS dup	3/2/2009	Pesticide	Oxychlorthane	n/a	=	0.1736	µg/L	EPA 625m	0.001	0.005			
2008/09-3	Lab	LCS dup, rec	3/2/2009	Pesticide	Oxychlorthane	n/a	=	76	%	EPA 625m	-88	-88	64	142	
2008/09-3	Lab	LCS, rec	3/2/2009	Pesticide	Oxychlorthane	n/a	=	69	%	EPA 625m	-88	-88	64	142	
2008/09-3	Lab	LCS, RPD	3/2/2009	Pesticide	Oxychlorthane	n/a	=	10	%	EPA 625m	-88	-88	0	30	
2008/09-3	Lab	method blank	3/2/2009	Pesticide	Oxychlorthane	n/a	<	0.001	µg/L	EPA 625m	0.001	0.005			
2008/09-3	ME-CC	lab duplicate	3/2/2009	Pesticide	Oxychlorthane	n/a	<	0.001	µg/L	EPA 625m	0.001	0.005	0	30	
2008/09-3	ME-CC	matrix spike	3/2/2009	Pesticide	Oxychlorthane	n/a	=	0.3005	µg/L	EPA 625m	0.001	0.005			
2008/09-3	ME-CC	matrix spike dup	3/2/2009	Pesticide	Oxychlorthane	n/a	=	0.3061	µg/L	EPA 625m	0.001	0.005			
2008/09-3	ME-CC	matrix spike dup, rec	3/2/2009	Pesticide	Oxychlorthane	n/a	=	66	%	EPA 625m	-88	-88	64	142	
2008/09-3	ME-CC	matrix spike, rec	3/2/2009	Pesticide	Oxychlorthane	n/a	=	65	%	EPA 625m	-88	-88	64	142	
2008/09-3	ME-CC	matrix spike, RPD	3/2/2009	Pesticide	Oxychlorthane	n/a	=	2	%	EPA 625m	-88	-88	0	30	
2008/09-3	ME-SCR	field blank	3/2/2009	Pesticide	Oxychlorthane	n/a	<	0.001	µg/L	EPA 625m	0.001	0.005			
2008/09-3	Lab	LCS	3/2/2009	Pesticide	Phorate	n/a	=	0.1159	µg/L	EPA 625m	0.006	0.012			
2008/09-3	Lab	LCS dup	3/2/2009	Pesticide	Phorate	n/a	=	0.1424	µg/L	EPA 625m	0.006	0.012			
2008/09-3	Lab	LCS dup, rec	3/2/2009	Pesticide	Phorate	n/a	=	63	%	EPA 625m	-88	-88	47	119	
2008/09-3	Lab	LCS, rec	3/2/2009	Pesticide	Phorate	n/a	=	51	%	EPA 625m	-88	-88	47	119	
2008/09-3	Lab	LCS, RPD	3/2/2009	Pesticide	Phorate	n/a	=	21	%	EPA 625m	-88	-88	0	30	
2008/09-3	Lab	method blank	3/2/2009	Pesticide	Phorate	n/a	<	0.006	µg/L	EPA 625m	0.006	0.012			
2008/09-3	ME-CC	lab duplicate	3/2/2009	Pesticide	Phorate	n/a	<	0.006	µg/L	EPA 625m	0.006	0.012	0	30	
2008/09-3	ME-CC	matrix spike	3/2/2009	Pesticide	Phorate	n/a	=	0.1203	µg/L	EPA 625m	0.006	0.012			
2008/09-3	ME-CC	matrix spike dup	3/2/2009	Pesticide	Phorate	n/a	=	0.122	µg/L	EPA 625m	0.006	0.012			
2008/09-3	ME-CC	matrix spike dup, rec	3/2/2009	Pesticide	Phorate	n/a	=	26	%	EPA 625m	-88	-88	47	119	
2008/09-3	ME-CC	matrix spike, rec	3/2/2009	Pesticide	Phorate	n/a	=	26	%	EPA 625m	-88	-88	47	119	
2008/09-3	ME-CC	matrix spike, RPD	3/2/2009	Pesticide	Phorate	n/a	=	0	%	EPA 625m	-88	-88	0	30	
2008/09-3	ME-SCR	field blank	3/2/2009	Pesticide	Phorate	n/a	<	0.006	µg/L	EPA 625m	0.006	0.012			
2008/09-3	Lab	LCS	3/2/2009	Pesticide	Tetrachlorovinphos (Stirofos)	n/a	=	0.244	µg/L	EPA 625m	0.002	0.004			
2008/09-3	Lab	LCS dup	3/2/2009	Pesticide	Tetrachlorovinphos (Stirofos)	n/a	=	0.2463	µg/L	EPA 625m	0.002	0.004			
2008/09-3	Lab	LCS dup, rec	3/2/2009	Pesticide	Tetrachlorovinphos (Stirofos)	n/a	=	108	%	EPA 625m	-88	-88	65	146	
2008/09-3	Lab	LCS, rec	3/2/2009	Pesticide	Tetrachlorovinphos (Stirofos)	n/a	=	107	%	EPA 625m	-88	-88	65	146	

Appendix G
2008/09 QA/QC Analysis Results

Event ID	Site ID	QA/QC Sample Type	Analysis Date	Classification	Constituent	Fraction	Sign	Result	Units	Method	MDL	RL	QA LCL	QA UCL	DQO Comp.
2008/09-3	Lab	LCS, RPD	3/2/2009	Pesticide	Tetrachlorovinphos (Stirofos)	n/a	=	1	%	EPA 625m	-88	-88	0	30	
2008/09-3	Lab	method blank	3/2/2009	Pesticide	Tetrachlorovinphos (Stirofos)	n/a	<	0.002	µg/L	EPA 625m	0.002	0.004			
2008/09-3	ME-CC	lab duplicate	3/2/2009	Pesticide	Tetrachlorovinphos (Stirofos)	n/a	<	0.002	µg/L	EPA 625m	0.002	0.004	0	30	
2008/09-3	ME-CC	matrix spike	3/2/2009	Pesticide	Tetrachlorovinphos (Stirofos)	n/a	=	0.5563	µg/L	EPA 625m	0.002	0.004			
2008/09-3	ME-CC	matrix spike dup	3/2/2009	Pesticide	Tetrachlorovinphos (Stirofos)	n/a	=	0.5726	µg/L	EPA 625m	0.002	0.004			
2008/09-3	ME-CC	matrix spike dup, rec	3/2/2009	Pesticide	Tetrachlorovinphos (Stirofos)	n/a	=	123	%	EPA 625m	-88	-88	65	146	
2008/09-3	ME-CC	matrix spike, rec	3/2/2009	Pesticide	Tetrachlorovinphos (Stirofos)	n/a	=	120	%	EPA 625m	-88	-88	65	146	
2008/09-3	ME-CC	matrix spike, RPD	3/2/2009	Pesticide	Tetrachlorovinphos (Stirofos)	n/a	=	2	%	EPA 625m	-88	-88	0	30	
2008/09-3	ME-SCR	field blank	3/2/2009	Pesticide	Tetrachlorovinphos (Stirofos)	n/a	<	0.002	µg/L	EPA 625m	0.002	0.004			
2008/09-3	Lab	LCS	3/2/2009	Pesticide	Tokuthion	n/a	=	0.1869	µg/L	EPA 625m	0.003	0.006			
2008/09-3	Lab	LCS dup	3/2/2009	Pesticide	Tokuthion	n/a	=	0.1623	µg/L	EPA 625m	0.003	0.006			
2008/09-3	Lab	LCS dup, rec	3/2/2009	Pesticide	Tokuthion	n/a	=	71	%	EPA 625m	-88	-88	61	135	
2008/09-3	Lab	LCS, rec	3/2/2009	Pesticide	Tokuthion	n/a	=	82	%	EPA 625m	-88	-88	61	135	
2008/09-3	Lab	LCS, RPD	3/2/2009	Pesticide	Tokuthion	n/a	=	14	%	EPA 625m	-88	-88	0	30	
2008/09-3	Lab	method blank	3/2/2009	Pesticide	Tokuthion	n/a	<	0.003	µg/L	EPA 625m	0.003	0.006			
2008/09-3	ME-CC	lab duplicate	3/2/2009	Pesticide	Tokuthion	n/a	<	0.003	µg/L	EPA 625m	0.003	0.006	0	30	
2008/09-3	ME-CC	matrix spike	3/2/2009	Pesticide	Tokuthion	n/a	=	0.2315	µg/L	EPA 625m	0.003	0.006			
2008/09-3	ME-CC	matrix spike dup	3/2/2009	Pesticide	Tokuthion	n/a	=	0.2578	µg/L	EPA 625m	0.003	0.006			
2008/09-3	ME-CC	matrix spike dup, rec	3/2/2009	Pesticide	Tokuthion	n/a	=	55	%	EPA 625m	-88	-88	61	135	
2008/09-3	ME-CC	matrix spike, rec	3/2/2009	Pesticide	Tokuthion	n/a	=	50	%	EPA 625m	-88	-88	61	135	
2008/09-3	ME-CC	matrix spike, RPD	3/2/2009	Pesticide	Tokuthion	n/a	=	10	%	EPA 625m	-88	-88	0	30	
2008/09-3	ME-SCR	field blank	3/2/2009	Pesticide	Tokuthion	n/a	<	0.003	µg/L	EPA 625m	0.003	0.006			
2008/09-3	Lab	LCS	3/6/2009	Pesticide	Toxaphene	n/a	=	0.6065	µg/L	EPA 625m	0.01	0.05			
2008/09-3	Lab	LCS dup	3/6/2009	Pesticide	Toxaphene	n/a	=	0.6851	µg/L	EPA 625m	0.01	0.05			
2008/09-3	Lab	LCS dup, rec	3/6/2009	Pesticide	Toxaphene	n/a	=	121	%	EPA 625m	-88	-88	65	135	
2008/09-3	Lab	LCS, rec	3/6/2009	Pesticide	Toxaphene	n/a	=	107	%	EPA 625m	-88	-88	65	135	
2008/09-3	Lab	LCS, RPD	3/6/2009	Pesticide	Toxaphene	n/a	=	12	%	EPA 625m	-88	-88	0	30	
2008/09-3	Lab	method blank	3/6/2009	Pesticide	Toxaphene	n/a	<	0.01	µg/L	EPA 625m	0.01	0.05			
2008/09-3	ME-CC	lab duplicate	3/6/2009	Pesticide	Toxaphene	n/a	=	0.1454	µg/L	EPA 625m	0.01	0.05	0	30	
2008/09-3	ME-CC	matrix spike	3/6/2009	Pesticide	Toxaphene	n/a	=	1.4437	µg/L	EPA 625m	0.01	0.05			
2008/09-3	ME-CC	matrix spike dup	3/6/2009	Pesticide	Toxaphene	n/a	=	1.523	µg/L	EPA 625m	0.01	0.05			
2008/09-3	ME-CC	matrix spike dup, rec	3/6/2009	Pesticide	Toxaphene	n/a	=	119	%	EPA 625m	-88	-88	65	135	
2008/09-3	ME-CC	matrix spike, rec	3/6/2009	Pesticide	Toxaphene	n/a	=	112	%	EPA 625m	-88	-88	65	135	
2008/09-3	ME-CC	matrix spike, RPD	3/6/2009	Pesticide	Toxaphene	n/a	=	6	%	EPA 625m	-88	-88	0	30	
2008/09-3	ME-SCR	field blank	3/6/2009	Pesticide	Toxaphene	n/a	<	0.01	µg/L	EPA 625m	0.01	0.05			
2008/09-3	Lab	LCS	3/2/2009	Pesticide	trans-Nonachlor	n/a	=	0.1977	µg/L	EPA 625m	0.001	0.005			
2008/09-3	Lab	LCS dup	3/2/2009	Pesticide	trans-Nonachlor	n/a	=	0.2013	µg/L	EPA 625m	0.001	0.005			
2008/09-3	Lab	LCS dup, rec	3/2/2009	Pesticide	trans-Nonachlor	n/a	=	89	%	EPA 625m	-88	-88	65	138	
2008/09-3	Lab	LCS, rec	3/2/2009	Pesticide	trans-Nonachlor	n/a	=	87	%	EPA 625m	-88	-88	65	138	
2008/09-3	Lab	LCS, RPD	3/2/2009	Pesticide	trans-Nonachlor	n/a	=	2	%	EPA 625m	-88	-88	0	30	
2008/09-3	Lab	method blank	3/2/2009	Pesticide	trans-Nonachlor	n/a	<	0.001	µg/L	EPA 625m	0.001	0.005			
2008/09-3	ME-CC	lab duplicate	3/2/2009	Pesticide	trans-Nonachlor	n/a	DNQ	0.0014	µg/L	EPA 625m	0.001	0.005	0	30	
2008/09-3	ME-CC	matrix spike	3/2/2009	Pesticide	trans-Nonachlor	n/a	=	0.568	µg/L	EPA 625m	0.001	0.005			
2008/09-3	ME-CC	matrix spike dup	3/2/2009	Pesticide	trans-Nonachlor	n/a	=	0.5699	µg/L	EPA 625m	0.001	0.005			
2008/09-3	ME-CC	matrix spike dup, rec	3/2/2009	Pesticide	trans-Nonachlor	n/a	=	122	%	EPA 625m	-88	-88	65	138	
2008/09-3	ME-CC	matrix spike, rec	3/2/2009	Pesticide	trans-Nonachlor	n/a	=	122	%	EPA 625m	-88	-88	65	138	
2008/09-3	ME-CC	matrix spike, RPD	3/2/2009	Pesticide	trans-Nonachlor	n/a	=	0	%	EPA 625m	-88	-88	0	30	
2008/09-3	ME-SCR	field blank	3/2/2009	Pesticide	trans-Nonachlor	n/a	<	0.001	µg/L	EPA 625m	0.001	0.005			
2008/09-3	Lab	LCS	3/2/2009	Pesticide	Trichloronate	n/a	=	0.1871	µg/L	EPA 625m	0.001	0.002			
2008/09-3	Lab	LCS dup	3/2/2009	Pesticide	Trichloronate	n/a	=	0.1522	µg/L	EPA 625m	0.001	0.002			
2008/09-3	Lab	LCS dup, rec	3/2/2009	Pesticide	Trichloronate	n/a	=	67	%	EPA 625m	-88	-88	53	136	
2008/09-3	Lab	LCS, rec	3/2/2009	Pesticide	Trichloronate	n/a	=	82	%	EPA 625m	-88	-88	53	136	
2008/09-3	Lab	LCS, RPD	3/2/2009	Pesticide	Trichloronate	n/a	=	20	%	EPA 625m	-88	-88	0	30	
2008/09-3	Lab	method blank	3/2/2009	Pesticide	Trichloronate	n/a	<	0.001	µg/L	EPA 625m	0.001	0.002			
2008/09-3	ME-CC	lab duplicate	3/2/2009	Pesticide	Trichloronate	n/a	<	0.001	µg/L	EPA 625m	0.001	0.002	0	30	
2008/09-3	ME-CC	matrix spike	3/2/2009	Pesticide	Trichloronate	n/a	=	0.2421	µg/L	EPA 625m	0.001	0.002			

Appendix G
2008/09 QA/QC Analysis Results

Event ID	Site ID	QA/QC Sample Type	Analysis Date	Classification	Constituent	Fraction	Sign	Result	Units	Method	MDL	RL	QA LCL	QA UCL	DQO Comp.
2008/09-3	ME-CC	matrix spike dup	3/2/2009	Pesticide	Trichloronate	n/a	=	0.2302	µg/L	EPA 625m	0.001	0.002			
2008/09-3	ME-CC	matrix spike dup, rec	3/2/2009	Pesticide	Trichloronate	n/a	=	49	%	EPA 625m	-88	-88	53	136	
2008/09-3	ME-CC	matrix spike, rec	3/2/2009	Pesticide	Trichloronate	n/a	=	52	%	EPA 625m	-88	-88	53	136	
2008/09-3	ME-CC	matrix spike, RPD	3/2/2009	Pesticide	Trichloronate	n/a	=	6	%	EPA 625m	-88	-88	0	30	
2008/09-3	ME-SCR	field blank	3/2/2009	Pesticide	Trichloronate	n/a	<	0.001	µg/L	EPA 625m	0.001	0.002			
2008/09-PRE	Lab	method blank	9/25/2008	Conventional	Hardness as CaCO3	Total	<	1	mg/L	SM 2340 B	1	5			
2008/09-PRE	tubing Blank	equip blank	9/25/2008	Conventional	Hardness as CaCO3	Total	<	1	mg/L	SM 2340 B	1	5			
2008/09-PRE	tubing Blank	lab duplicate	9/25/2008	Conventional	Hardness as CaCO3	Total	<	1	mg/L	SM 2340 B	1	5	0	30	
2008/09-PRE	Lab	method blank	9/25/2008	Metal	Aluminum	Total	<	5	µg/L	EPA 200.8m	5	10			
2008/09-PRE	tubing Blank	equip blank	9/25/2008	Metal	Aluminum	Total	=	33	µg/L	EPA 200.8m	5	10			
2008/09-PRE	tubing Blank	lab duplicate	9/25/2008	Metal	Aluminum	Total	=	24	µg/L	EPA 200.8m	5	10	0	30	
2008/09-PRE	tubing Blank	matrix spike	9/25/2008	Metal	Aluminum	Total	=	128.3	µg/L	EPA 200.8m	5	10			
2008/09-PRE	tubing Blank	matrix spike dup	9/25/2008	Metal	Aluminum	Total	=	124.3	µg/L	EPA 200.8m	5	10			
2008/09-PRE	tubing Blank	matrix spike dup, rec	9/25/2008	Metal	Aluminum	Total	=	96	%	EPA 200.8m	-88	-88	22	182	
2008/09-PRE	tubing Blank	matrix spike, rec	9/25/2008	Metal	Aluminum	Total	=	100	%	EPA 200.8m	-88	-88	22	182	
2008/09-PRE	tubing Blank	matrix spike, RPD	9/25/2008	Metal	Aluminum	Total	=	4	%	EPA 200.8m	-88	-88	0	30	
2008/09-PRE	Lab	method blank	9/25/2008	Metal	Arsenic	Total	<	0.2	µg/L	EPA 200.8m	0.2	0.5			
2008/09-PRE	tubing Blank	equip blank	9/25/2008	Metal	Arsenic	Total	<	0.2	µg/L	EPA 200.8m	0.2	0.5			
2008/09-PRE	tubing Blank	lab duplicate	9/25/2008	Metal	Arsenic	Total	<	0.2	µg/L	EPA 200.8m	0.2	0.5	0	30	
2008/09-PRE	tubing Blank	matrix spike	9/25/2008	Metal	Arsenic	Total	=	109.3	µg/L	EPA 200.8m	0.2	0.5			
2008/09-PRE	tubing Blank	matrix spike dup	9/25/2008	Metal	Arsenic	Total	=	108	µg/L	EPA 200.8m	0.2	0.5			
2008/09-PRE	tubing Blank	matrix spike dup, rec	9/25/2008	Metal	Arsenic	Total	=	108	%	EPA 200.8m	-88	-88	74	151	
2008/09-PRE	tubing Blank	matrix spike, rec	9/25/2008	Metal	Arsenic	Total	=	109	%	EPA 200.8m	-88	-88	74	151	
2008/09-PRE	tubing Blank	matrix spike, RPD	9/25/2008	Metal	Arsenic	Total	=	1	%	EPA 200.8m	-88	-88	0	30	
2008/09-PRE	Lab	method blank	9/25/2008	Metal	Cadmium	Total	<	0.2	µg/L	EPA 200.8m	0.2	0.4			
2008/09-PRE	tubing Blank	equip blank	9/25/2008	Metal	Cadmium	Total	<	0.2	µg/L	EPA 200.8m	0.2	0.4			
2008/09-PRE	tubing Blank	lab duplicate	9/25/2008	Metal	Cadmium	Total	<	0.2	µg/L	EPA 200.8m	0.2	0.4	0	30	
2008/09-PRE	tubing Blank	matrix spike	9/25/2008	Metal	Cadmium	Total	=	11	µg/L	EPA 200.8m	0.2	0.4			
2008/09-PRE	tubing Blank	matrix spike dup	9/25/2008	Metal	Cadmium	Total	=	11.1	µg/L	EPA 200.8m	0.2	0.4			
2008/09-PRE	tubing Blank	matrix spike dup, rec	9/25/2008	Metal	Cadmium	Total	=	111	%	EPA 200.8m	-88	-88	74	131	
2008/09-PRE	tubing Blank	matrix spike, rec	9/25/2008	Metal	Cadmium	Total	=	110	%	EPA 200.8m	-88	-88	74	131	
2008/09-PRE	tubing Blank	matrix spike, RPD	9/25/2008	Metal	Cadmium	Total	=	1	%	EPA 200.8m	-88	-88	0	30	
2008/09-PRE	Lab	method blank	9/25/2008	Metal	Chromium	Total	<	0.1	µg/L	EPA 200.8m	0.1	0.5			
2008/09-PRE	tubing Blank	equip blank	9/25/2008	Metal	Chromium	Total	<	0.1	µg/L	EPA 200.8m	0.1	0.5			
2008/09-PRE	tubing Blank	lab duplicate	9/25/2008	Metal	Chromium	Total	<	0.1	µg/L	EPA 200.8m	0.1	0.5	0	30	
2008/09-PRE	tubing Blank	matrix spike	9/25/2008	Metal	Chromium	Total	=	100.2	µg/L	EPA 200.8m	0.1	0.5			
2008/09-PRE	tubing Blank	matrix spike dup	9/25/2008	Metal	Chromium	Total	=	99.5	µg/L	EPA 200.8m	0.1	0.5			
2008/09-PRE	tubing Blank	matrix spike dup, rec	9/25/2008	Metal	Chromium	Total	=	100	%	EPA 200.8m	-88	-88	79	127	
2008/09-PRE	tubing Blank	matrix spike, rec	9/25/2008	Metal	Chromium	Total	=	100	%	EPA 200.8m	-88	-88	79	127	
2008/09-PRE	tubing Blank	matrix spike, RPD	9/25/2008	Metal	Chromium	Total	=	0	%	EPA 200.8m	-88	-88	0	30	
2008/09-PRE	Lab	method blank	9/25/2008	Metal	Copper	Total	<	0.4	µg/L	EPA 200.8m	0.4	0.8			
2008/09-PRE	tubing Blank	equip blank	9/25/2008	Metal	Copper	Total	<	0.4	µg/L	EPA 200.8m	0.4	0.8			
2008/09-PRE	tubing Blank	lab duplicate	9/25/2008	Metal	Copper	Total	<	0.4	µg/L	EPA 200.8m	0.4	0.8	0	30	
2008/09-PRE	tubing Blank	matrix spike	9/25/2008	Metal	Copper	Total	=	109	µg/L	EPA 200.8m	0.4	0.8			
2008/09-PRE	tubing Blank	matrix spike dup	9/25/2008	Metal	Copper	Total	=	108.1	µg/L	EPA 200.8m	0.4	0.8			
2008/09-PRE	tubing Blank	matrix spike dup, rec	9/25/2008	Metal	Copper	Total	=	108	%	EPA 200.8m	-88	-88	55	132	
2008/09-PRE	tubing Blank	matrix spike, rec	9/25/2008	Metal	Copper	Total	=	109	%	EPA 200.8m	-88	-88	55	132	
2008/09-PRE	tubing Blank	matrix spike, RPD	9/25/2008	Metal	Copper	Total	=	1	%	EPA 200.8m	-88	-88	0	30	
2008/09-PRE	Lab	method blank	9/25/2008	Metal	Lead	Total	<	0.05	µg/L	EPA 200.8m	0.05	0.1			
2008/09-PRE	tubing Blank	equip blank	9/25/2008	Metal	Lead	Total	<	0.05	µg/L	EPA 200.8m	0.05	0.1			
2008/09-PRE	tubing Blank	lab duplicate	9/25/2008	Metal	Lead	Total	<	0.05	µg/L	EPA 200.8m	0.05	0.1	0	30	
2008/09-PRE	tubing Blank	matrix spike	9/25/2008	Metal	Lead	Total	=	104.6	µg/L	EPA 200.8m	0.05	0.1			
2008/09-PRE	tubing Blank	matrix spike dup	9/25/2008	Metal	Lead	Total	=	104.5	µg/L	EPA 200.8m	0.05	0.1			
2008/09-PRE	tubing Blank	matrix spike dup, rec	9/25/2008	Metal	Lead	Total	=	104	%	EPA 200.8m	-88	-88	76	120	
2008/09-PRE	tubing Blank	matrix spike, rec	9/25/2008	Metal	Lead	Total	=	105	%	EPA 200.8m	-88	-88	76	120	
2008/09-PRE	tubing Blank	matrix spike, RPD	9/25/2008	Metal	Lead	Total	=	1	%	EPA 200.8m	-88	-88	0	30	

Appendix G
2008/09 QA/QC Analysis Results

Event ID	Site ID	QA/QC Sample Type	Analysis Date	Classification	Constituent	Fraction	Sign	Result	Units	Method	MDL	RL	QA LCL	QA UCL	DQO Comp.
2008/09-PRE	Lab	method blank	9/25/2008	Metal	Nickel	Total	<	0.2	µg/L	EPA 200.8m	0.2	0.5			
2008/09-PRE	tubing Blank	equip blank	9/25/2008	Metal	Nickel	Total	<	0.2	µg/L	EPA 200.8m	0.2	0.5			
2008/09-PRE	tubing Blank	lab duplicate	9/25/2008	Metal	Nickel	Total	<	0.2	µg/L	EPA 200.8m	0.2	0.5	0	30	
2008/09-PRE	tubing Blank	matrix spike	9/25/2008	Metal	Nickel	Total	=	106.5	µg/L	EPA 200.8m	0.2	0.5			
2008/09-PRE	tubing Blank	matrix spike dup	9/25/2008	Metal	Nickel	Total	=	106.2	µg/L	EPA 200.8m	0.2	0.5			
2008/09-PRE	tubing Blank	matrix spike dup, rec	9/25/2008	Metal	Nickel	Total	=	106	%	EPA 200.8m	-88	-88	77	108	
2008/09-PRE	tubing Blank	matrix spike, rec	9/25/2008	Metal	Nickel	Total	=	107	%	EPA 200.8m	-88	-88	77	108	
2008/09-PRE	tubing Blank	matrix spike, RPD	9/25/2008	Metal	Nickel	Total	=	1	%	EPA 200.8m	-88	-88	0	30	
2008/09-PRE	Lab	method blank	9/25/2008	Metal	Selenium	Total	<	0.2	µg/L	EPA 200.8m	0.2	0.5			
2008/09-PRE	tubing Blank	equip blank	9/25/2008	Metal	Selenium	Total	<	0.2	µg/L	EPA 200.8m	0.2	0.5			
2008/09-PRE	tubing Blank	lab duplicate	9/25/2008	Metal	Selenium	Total	<	0.2	µg/L	EPA 200.8m	0.2	0.5	0	30	
2008/09-PRE	tubing Blank	matrix spike	9/25/2008	Metal	Selenium	Total	=	123.1	µg/L	EPA 200.8m	0.2	0.5			
2008/09-PRE	tubing Blank	matrix spike dup	9/25/2008	Metal	Selenium	Total	=	122.3	µg/L	EPA 200.8m	0.2	0.5			
2008/09-PRE	tubing Blank	matrix spike dup, rec	9/25/2008	Metal	Selenium	Total	=	122	%	EPA 200.8m	-88	-88	74	125	
2008/09-PRE	tubing Blank	matrix spike, rec	9/25/2008	Metal	Selenium	Total	=	123	%	EPA 200.8m	-88	-88	74	125	
2008/09-PRE	tubing Blank	matrix spike, RPD	9/25/2008	Metal	Selenium	Total	=	1	%	EPA 200.8m	-88	-88	0	30	
2008/09-PRE	Lab	method blank	9/25/2008	Metal	Silver	Total	<	0.5	µg/L	EPA 200.8m	0.5	1			
2008/09-PRE	tubing Blank	equip blank	9/25/2008	Metal	Silver	Total	<	0.5	µg/L	EPA 200.8m	0.5	1			
2008/09-PRE	tubing Blank	lab duplicate	9/25/2008	Metal	Silver	Total	<	0.5	µg/L	EPA 200.8m	0.5	1	0	30	
2008/09-PRE	tubing Blank	matrix spike	9/25/2008	Metal	Silver	Total	=	9.6	µg/L	EPA 200.8m	0.5	1			
2008/09-PRE	tubing Blank	matrix spike dup	9/25/2008	Metal	Silver	Total	=	10.2	µg/L	EPA 200.8m	0.5	1			
2008/09-PRE	tubing Blank	matrix spike dup, rec	9/25/2008	Metal	Silver	Total	=	102	%	EPA 200.8m	-88	-88	73	127	
2008/09-PRE	tubing Blank	matrix spike, rec	9/25/2008	Metal	Silver	Total	=	96	%	EPA 200.8m	-88	-88	73	127	
2008/09-PRE	tubing Blank	matrix spike, RPD	9/25/2008	Metal	Silver	Total	=	6	%	EPA 200.8m	-88	-88	0	30	
2008/09-PRE	Lab	method blank	9/25/2008	Metal	Thallium	Total	<	0.1	µg/L	EPA 200.8m	0.1	0.5			
2008/09-PRE	tubing Blank	equip blank	9/25/2008	Metal	Thallium	Total	<	0.1	µg/L	EPA 200.8m	0.1	0.5			
2008/09-PRE	tubing Blank	lab duplicate	9/25/2008	Metal	Thallium	Total	<	0.1	µg/L	EPA 200.8m	0.1	0.5	0	30	
2008/09-PRE	tubing Blank	matrix spike	9/25/2008	Metal	Thallium	Total	=	101.6	µg/L	EPA 200.8m	0.1	0.5			
2008/09-PRE	tubing Blank	matrix spike dup	9/25/2008	Metal	Thallium	Total	=	101.4	µg/L	EPA 200.8m	0.1	0.5			
2008/09-PRE	tubing Blank	matrix spike dup, rec	9/25/2008	Metal	Thallium	Total	=	101	%	EPA 200.8m	-88	-88	83	120	
2008/09-PRE	tubing Blank	matrix spike, rec	9/25/2008	Metal	Thallium	Total	=	102	%	EPA 200.8m	-88	-88	83	120	
2008/09-PRE	tubing Blank	matrix spike, RPD	9/25/2008	Metal	Thallium	Total	=	1	%	EPA 200.8m	-88	-88	0	30	
2008/09-PRE	Lab	method blank	9/25/2008	Metal	Zinc	Total	<	0.1	µg/L	EPA 200.8m	0.1	0.5			
2008/09-PRE	tubing Blank	equip blank	9/25/2008	Metal	Zinc	Total	=	0.6	µg/L	EPA 200.8m	0.1	0.5			
2008/09-PRE	tubing Blank	lab duplicate	9/25/2008	Metal	Zinc	Total	=	0.6	µg/L	EPA 200.8m	0.1	0.5	0	30	
2008/09-PRE	tubing Blank	matrix spike	9/25/2008	Metal	Zinc	Total	=	118.7	µg/L	EPA 200.8m	0.1	0.5			
2008/09-PRE	tubing Blank	matrix spike dup	9/25/2008	Metal	Zinc	Total	=	117.6	µg/L	EPA 200.8m	0.1	0.5			
2008/09-PRE	tubing Blank	matrix spike dup, rec	9/25/2008	Metal	Zinc	Total	=	117	%	EPA 200.8m	-88	-88	67	141	
2008/09-PRE	tubing Blank	matrix spike, rec	9/25/2008	Metal	Zinc	Total	=	118	%	EPA 200.8m	-88	-88	67	141	
2008/09-PRE	tubing Blank	matrix spike, RPD	9/25/2008	Metal	Zinc	Total	=	1	%	EPA 200.8m	-88	-88	0	30	
2008/09-PRE	Lab	LCS	10/8/2008	Organic	1,2,4-Trichlorobenzene	n/a	=	0.3126	µg/L	EPA 625m	0.01	0.05			
2008/09-PRE	Lab	LCS dup	10/8/2008	Organic	1,2,4-Trichlorobenzene	n/a	=	0.2586	µg/L	EPA 625m	0.01	0.05			
2008/09-PRE	Lab	LCS dup, rec	10/8/2008	Organic	1,2,4-Trichlorobenzene	n/a	=	57	%	EPA 625m	-88	-88	13	140	
2008/09-PRE	Lab	LCS, rec	10/8/2008	Organic	1,2,4-Trichlorobenzene	n/a	=	69	%	EPA 625m	-88	-88	13	140	
2008/09-PRE	Lab	LCS, RPD	10/8/2008	Organic	1,2,4-Trichlorobenzene	n/a	=	19	%	EPA 625m	-88	-88	0	30	
2008/09-PRE	Lab	method blank	10/8/2008	Organic	1,2,4-Trichlorobenzene	n/a	<	0.01	µg/L	EPA 625m	0.01	0.05			
2008/09-PRE	tubing Blank	equip blank	10/8/2008	Organic	1,2,4-Trichlorobenzene	n/a	DNQ	0.016	µg/L	EPA 625m	0.01	0.05			
2008/09-PRE	Lab	method blank	10/8/2008	Organic	1,2-Dichlorobenzene	n/a	<	0.01	µg/L	EPA 625m	0.01	0.05			
2008/09-PRE	tubing Blank	equip blank	10/8/2008	Organic	1,2-Dichlorobenzene	n/a	<	0.01	µg/L	EPA 625m	0.01	0.05			
2008/09-PRE	Lab	method blank	10/8/2008	Organic	1,3-Dichlorobenzene	n/a	<	0.01	µg/L	EPA 625m	0.01	0.05			
2008/09-PRE	tubing Blank	equip blank	10/8/2008	Organic	1,3-Dichlorobenzene	n/a	DNQ	0.021	µg/L	EPA 625m	0.01	0.05			
2008/09-PRE	Lab	LCS	10/8/2008	Organic	1,4-Dichlorobenzene	n/a	=	0.2367	µg/L	EPA 625m	0.01	0.05			
2008/09-PRE	Lab	LCS dup	10/8/2008	Organic	1,4-Dichlorobenzene	n/a	=	0.1858	µg/L	EPA 625m	0.01	0.05			
2008/09-PRE	Lab	LCS dup, rec	10/8/2008	Organic	1,4-Dichlorobenzene	n/a	=	41	%	EPA 625m	-88	-88	4	132	
2008/09-PRE	Lab	LCS, rec	10/8/2008	Organic	1,4-Dichlorobenzene	n/a	=	52	%	EPA 625m	-88	-88	4	132	
2008/09-PRE	Lab	LCS, RPD	10/8/2008	Organic	1,4-Dichlorobenzene	n/a	=	24	%	EPA 625m	-88	-88	0	30	

Appendix G
2008/09 QA/QC Analysis Results

Event ID	Site ID	QA/QC Sample Type	Analysis Date	Classification	Constituent	Fraction	Sign	Result	Units	Method	MDL	RL	QA LCL	QA UCL	DQO Comp.
2008/09-PRE	Lab	method blank	10/8/2008	Organic	1,4-Dichlorobenzene	n/a	<	0.01	µg/L	EPA 625m	0.01	0.05			
2008/09-PRE	tubing Blau	equip blank	10/8/2008	Organic	1,4-Dichlorobenzene	n/a	DNQ	0.013	µg/L	EPA 625m	0.01	0.05			
2008/09-PRE	Lab	LCS	10/8/2008	Organic	1-Methylnaphthalene	n/a	=	0.1731	µg/L	EPA 625m	0.001	0.005			
2008/09-PRE	Lab	LCS dup	10/8/2008	Organic	1-Methylnaphthalene	n/a	=	0.146	µg/L	EPA 625m	0.001	0.005			
2008/09-PRE	Lab	LCS dup, rec	10/8/2008	Organic	1-Methylnaphthalene	n/a	=	65	%	EPA 625m	-88	-88	55	105	
2008/09-PRE	Lab	LCS, rec	10/8/2008	Organic	1-Methylnaphthalene	n/a	=	77	%	EPA 625m	-88	-88	55	105	
2008/09-PRE	Lab	LCS, RPD	10/8/2008	Organic	1-Methylnaphthalene	n/a	=	17	%	EPA 625m	-88	-88	0	30	
2008/09-PRE	Lab	method blank	10/8/2008	Organic	1-Methylnaphthalene	n/a	<	0.001	µg/L	EPA 625m	0.001	0.005			
2008/09-PRE	tubing Blau	equip blank	10/8/2008	Organic	1-Methylnaphthalene	n/a	<	0.001	µg/L	EPA 625m	0.001	0.005			
2008/09-PRE	Lab	LCS	10/8/2008	Organic	1-Methylphenanthrene	n/a	=	0.2189	µg/L	EPA 625m	0.001	0.005			
2008/09-PRE	Lab	LCS dup	10/8/2008	Organic	1-Methylphenanthrene	n/a	=	0.2245	µg/L	EPA 625m	0.001	0.005			
2008/09-PRE	Lab	LCS dup, rec	10/8/2008	Organic	1-Methylphenanthrene	n/a	=	99	%	EPA 625m	-88	-88	65	133	
2008/09-PRE	Lab	LCS, rec	10/8/2008	Organic	1-Methylphenanthrene	n/a	=	97	%	EPA 625m	-88	-88	65	133	
2008/09-PRE	Lab	LCS, RPD	10/8/2008	Organic	1-Methylphenanthrene	n/a	=	2	%	EPA 625m	-88	-88	0	30	
2008/09-PRE	Lab	method blank	10/8/2008	Organic	1-Methylphenanthrene	n/a	<	0.001	µg/L	EPA 625m	0.001	0.005			
2008/09-PRE	tubing Blau	equip blank	10/8/2008	Organic	1-Methylphenanthrene	n/a	<	0.001	µg/L	EPA 625m	0.001	0.005			
2008/09-PRE	Lab	LCS	10/8/2008	Organic	2,3,5-Trimethylnaphthalene	n/a	=	0.2095	µg/L	EPA 625m	0.001	0.005			
2008/09-PRE	Lab	LCS dup	10/8/2008	Organic	2,3,5-Trimethylnaphthalene	n/a	=	0.1884	µg/L	EPA 625m	0.001	0.005			
2008/09-PRE	Lab	LCS dup, rec	10/8/2008	Organic	2,3,5-Trimethylnaphthalene	n/a	=	83	%	EPA 625m	-88	-88	60	121	
2008/09-PRE	Lab	LCS, rec	10/8/2008	Organic	2,3,5-Trimethylnaphthalene	n/a	=	93	%	EPA 625m	-88	-88	60	121	
2008/09-PRE	Lab	LCS, RPD	10/8/2008	Organic	2,3,5-Trimethylnaphthalene	n/a	=	11	%	EPA 625m	-88	-88	0	30	
2008/09-PRE	Lab	method blank	10/8/2008	Organic	2,3,5-Trimethylnaphthalene	n/a	<	0.001	µg/L	EPA 625m	0.001	0.005			
2008/09-PRE	tubing Blau	equip blank	10/8/2008	Organic	2,3,5-Trimethylnaphthalene	n/a	<	0.001	µg/L	EPA 625m	0.001	0.005			
2008/09-PRE	Lab	srgt LCS	10/8/2008	Organic	2,4,6-Tribromophenol	n/a	=	0.097	µg/L	EPA 625m	-88	-88	54	126	
2008/09-PRE	Lab	srgt LCS dup	10/8/2008	Organic	2,4,6-Tribromophenol	n/a	=	0.098	µg/L	EPA 625m	-88	-88	54	126	
2008/09-PRE	Lab	srgt LCS dup, rec	10/8/2008	Organic	2,4,6-Tribromophenol	n/a	=	98	%	EPA 625m	-88	-88	54	126	
2008/09-PRE	Lab	srgt LCS, rec	10/8/2008	Organic	2,4,6-Tribromophenol	n/a	=	97	%	EPA 625m	-88	-88	54	126	
2008/09-PRE	Lab	srgt LCS, RPD	10/8/2008	Organic	2,4,6-Tribromophenol	n/a	=	1	%	EPA 625m	-88	-88	0	30	
2008/09-PRE	Lab	srgt method blank	10/8/2008	Organic	2,4,6-Tribromophenol	n/a	=	0.085	µg/L	EPA 625m	-88	-88			
2008/09-PRE	Lab	srgt method blank, rec	10/8/2008	Organic	2,4,6-Tribromophenol	n/a	=	85	%	EPA 625m	-88	-88	54	126	
2008/09-PRE	tubing Blau	srgt equip blank	10/8/2008	Organic	2,4,6-Tribromophenol	n/a	=	0.099	µg/L	EPA 625m	-88	-88			
2008/09-PRE	tubing Blau	srgt equip blank, rec	10/8/2008	Organic	2,4,6-Tribromophenol	n/a	=	99	%	EPA 625m	-88	-88	54	126	
2008/09-PRE	Lab	method blank	10/8/2008	Organic	2,4,6-Trichlorophenol	n/a	<	0.05	µg/L	EPA 625m	0.05	0.1			
2008/09-PRE	tubing Blau	equip blank	10/8/2008	Organic	2,4,6-Trichlorophenol	n/a	<	0.05	µg/L	EPA 625m	0.05	0.1			
2008/09-PRE	Lab	method blank	10/8/2008	Organic	2,4-Dichlorophenol	n/a	<	0.05	µg/L	EPA 625m	0.05	0.1			
2008/09-PRE	tubing Blau	equip blank	10/8/2008	Organic	2,4-Dichlorophenol	n/a	<	0.05	µg/L	EPA 625m	0.05	0.1			
2008/09-PRE	Lab	method blank	10/8/2008	Organic	2,4-Dimethylphenol	n/a	<	0.1	µg/L	EPA 625m	0.1	0.2			
2008/09-PRE	tubing Blau	equip blank	10/8/2008	Organic	2,4-Dimethylphenol	n/a	<	0.1	µg/L	EPA 625m	0.1	0.2			
2008/09-PRE	Lab	method blank	10/8/2008	Organic	2,4-Dinitrophenol	n/a	<	0.1	µg/L	EPA 625m	0.1	0.2			
2008/09-PRE	tubing Blau	equip blank	10/8/2008	Organic	2,4-Dinitrophenol	n/a	<	0.1	µg/L	EPA 625m	0.1	0.2			
2008/09-PRE	Lab	LCS	10/8/2008	Organic	2,4-Dinitrotoluene	n/a	=	0.492	µg/L	EPA 625m	0.05	0.1			
2008/09-PRE	Lab	LCS dup	10/8/2008	Organic	2,4-Dinitrotoluene	n/a	=	0.4909	µg/L	EPA 625m	0.05	0.1			
2008/09-PRE	Lab	LCS dup, rec	10/8/2008	Organic	2,4-Dinitrotoluene	n/a	=	109	%	EPA 625m	-88	-88	59	142	
2008/09-PRE	Lab	LCS, rec	10/8/2008	Organic	2,4-Dinitrotoluene	n/a	=	109	%	EPA 625m	-88	-88	59	142	
2008/09-PRE	Lab	LCS, RPD	10/8/2008	Organic	2,4-Dinitrotoluene	n/a	=	0	%	EPA 625m	-88	-88	0	30	
2008/09-PRE	Lab	method blank	10/8/2008	Organic	2,4-Dinitrotoluene	n/a	<	0.05	µg/L	EPA 625m	0.05	0.1			
2008/09-PRE	tubing Blau	equip blank	10/8/2008	Organic	2,4-Dinitrotoluene	n/a	<	0.05	µg/L	EPA 625m	0.05	0.1			
2008/09-PRE	Lab	LCS	10/8/2008	Organic	2,6-Dimethylnaphthalene	n/a	=	0.1762	µg/L	EPA 625m	0.001	0.005			
2008/09-PRE	Lab	LCS dup	10/8/2008	Organic	2,6-Dimethylnaphthalene	n/a	=	0.1648	µg/L	EPA 625m	0.001	0.005			
2008/09-PRE	Lab	LCS dup, rec	10/8/2008	Organic	2,6-Dimethylnaphthalene	n/a	=	73	%	EPA 625m	-88	-88	56	114	
2008/09-PRE	Lab	LCS, rec	10/8/2008	Organic	2,6-Dimethylnaphthalene	n/a	=	78	%	EPA 625m	-88	-88	56	114	
2008/09-PRE	Lab	LCS, RPD	10/8/2008	Organic	2,6-Dimethylnaphthalene	n/a	=	7	%	EPA 625m	-88	-88	0	30	
2008/09-PRE	Lab	method blank	10/8/2008	Organic	2,6-Dimethylnaphthalene	n/a	<	0.001	µg/L	EPA 625m	0.001	0.005			
2008/09-PRE	tubing Blau	equip blank	10/8/2008	Organic	2,6-Dimethylnaphthalene	n/a	<	0.001	µg/L	EPA 625m	0.001	0.005			
2008/09-PRE	Lab	method blank	10/8/2008	Organic	2,6-Dinitrotoluene	n/a	<	0.05	µg/L	EPA 625m	0.05	0.1			
2008/09-PRE	tubing Blau	equip blank	10/8/2008	Organic	2,6-Dinitrotoluene	n/a	<	0.05	µg/L	EPA 625m	0.05	0.1			

Appendix G
2008/09 QA/QC Analysis Results

Event ID	Site ID	QA/QC Sample Type	Analysis Date	Classification	Constituent	Fraction	Sign	Result	Units	Method	MDL	RL	QA LCL	QA UCL	DQO Comp.
2008/09-PRE	Lab	method blank	10/8/2008	Organic	2-Chloronaphthalene	n/a	<	0.05	µg/L	EPA 625m	0.05	0.1			
2008/09-PRE	tubing Blank	equip blank	10/8/2008	Organic	2-Chloronaphthalene	n/a	<	0.05	µg/L	EPA 625m	0.05	0.1			
2008/09-PRE	Lab	LCS	10/8/2008	Organic	2-Chlorophenol	n/a	=	1.0959	µg/L	EPA 625m	0.05	0.1			
2008/09-PRE	Lab	LCS dup	10/8/2008	Organic	2-Chlorophenol	n/a	=	0.9881	µg/L	EPA 625m	0.05	0.1			
2008/09-PRE	Lab	LCS dup, rec	10/8/2008	Organic	2-Chlorophenol	n/a	=	44	%	EPA 625m	-88	-88	24	124	
2008/09-PRE	Lab	LCS, rec	10/8/2008	Organic	2-Chlorophenol	n/a	=	49	%	EPA 625m	-88	-88	24	124	
2008/09-PRE	Lab	LCS, RPD	10/8/2008	Organic	2-Chlorophenol	n/a	=	11	%	EPA 625m	-88	-88	0	30	
2008/09-PRE	Lab	method blank	10/8/2008	Organic	2-Chlorophenol	n/a	<	0.05	µg/L	EPA 625m	0.05	0.1			
2008/09-PRE	tubing Blank	equip blank	10/8/2008	Organic	2-Chlorophenol	n/a	<	0.05	µg/L	EPA 625m	0.05	0.1			
2008/09-PRE	Lab	method blank	10/8/2008	Organic	2-Methyl-4,6-dinitrophenol	n/a	<	0.1	µg/L	EPA 625m	0.1	0.2			
2008/09-PRE	tubing Blank	equip blank	10/8/2008	Organic	2-Methyl-4,6-dinitrophenol	n/a	<	0.1	µg/L	EPA 625m	0.1	0.2			
2008/09-PRE	Lab	LCS	10/8/2008	Organic	2-Methylnaphthalene	n/a	=	0.1776	µg/L	EPA 625m	0.001	0.005			
2008/09-PRE	Lab	LCS dup	10/8/2008	Organic	2-Methylnaphthalene	n/a	=	0.1564	µg/L	EPA 625m	0.001	0.005			
2008/09-PRE	Lab	LCS dup, rec	10/8/2008	Organic	2-Methylnaphthalene	n/a	=	69	%	EPA 625m	-88	-88	44	124	
2008/09-PRE	Lab	LCS, rec	10/8/2008	Organic	2-Methylnaphthalene	n/a	=	79	%	EPA 625m	-88	-88	44	124	
2008/09-PRE	Lab	LCS, RPD	10/8/2008	Organic	2-Methylnaphthalene	n/a	=	14	%	EPA 625m	-88	-88	0	30	
2008/09-PRE	Lab	method blank	10/8/2008	Organic	2-Methylnaphthalene	n/a	<	0.001	µg/L	EPA 625m	0.001	0.005			
2008/09-PRE	tubing Blank	equip blank	10/8/2008	Organic	2-Methylnaphthalene	n/a	DNQ	0.0023	µg/L	EPA 625m	0.001	0.005			
2008/09-PRE	Lab	method blank	10/8/2008	Organic	2-Nitrophenol	n/a	<	0.1	µg/L	EPA 625m	0.1	0.2			
2008/09-PRE	tubing Blank	equip blank	10/8/2008	Organic	2-Nitrophenol	n/a	<	0.1	µg/L	EPA 625m	0.1	0.2			
2008/09-PRE	Lab	method blank	10/8/2008	Organic	3,3'-Dichlorobenzidine	n/a	<	0.05	µg/L	EPA 625m	0.05	0.1			
2008/09-PRE	tubing Blank	equip blank	10/8/2008	Organic	3,3'-Dichlorobenzidine	n/a	<	0.05	µg/L	EPA 625m	0.05	0.1			
2008/09-PRE	Lab	method blank	10/8/2008	Organic	4-Bromophenyl phenyl ether	n/a	<	0.05	µg/L	EPA 625m	0.05	0.1			
2008/09-PRE	tubing Blank	equip blank	10/8/2008	Organic	4-Bromophenyl phenyl ether	n/a	<	0.05	µg/L	EPA 625m	0.05	0.1			
2008/09-PRE	Lab	LCS	10/8/2008	Organic	4-Chloro-3-methylphenol	n/a	=	1.5349	µg/L	EPA 625m	0.1	0.2			
2008/09-PRE	Lab	LCS dup	10/8/2008	Organic	4-Chloro-3-methylphenol	n/a	=	1.4708	µg/L	EPA 625m	0.1	0.2			
2008/09-PRE	Lab	LCS dup, rec	10/8/2008	Organic	4-Chloro-3-methylphenol	n/a	=	65	%	EPA 625m	-88	-88	44	131	
2008/09-PRE	Lab	LCS, rec	10/8/2008	Organic	4-Chloro-3-methylphenol	n/a	=	68	%	EPA 625m	-88	-88	44	131	
2008/09-PRE	Lab	LCS, RPD	10/8/2008	Organic	4-Chloro-3-methylphenol	n/a	=	5	%	EPA 625m	-88	-88	0	30	
2008/09-PRE	Lab	method blank	10/8/2008	Organic	4-Chloro-3-methylphenol	n/a	<	0.1	µg/L	EPA 625m	0.1	0.2			
2008/09-PRE	tubing Blank	equip blank	10/8/2008	Organic	4-Chloro-3-methylphenol	n/a	<	0.1	µg/L	EPA 625m	0.1	0.2			
2008/09-PRE	Lab	method blank	10/8/2008	Organic	4-Chlorophenyl phenyl ether	n/a	<	0.05	µg/L	EPA 625m	0.05	0.1			
2008/09-PRE	tubing Blank	equip blank	10/8/2008	Organic	4-Chlorophenyl phenyl ether	n/a	<	0.05	µg/L	EPA 625m	0.05	0.1			
2008/09-PRE	Lab	LCS	10/8/2008	Organic	4-Nitrophenol	n/a	=	0.5771	µg/L	EPA 625m	0.1	0.2			
2008/09-PRE	Lab	LCS dup	10/8/2008	Organic	4-Nitrophenol	n/a	=	0.5841	µg/L	EPA 625m	0.1	0.2			
2008/09-PRE	Lab	LCS dup, rec	10/8/2008	Organic	4-Nitrophenol	n/a	=	26	%	EPA 625m	-88	-88	0	169	
2008/09-PRE	Lab	LCS, rec	10/8/2008	Organic	4-Nitrophenol	n/a	=	26	%	EPA 625m	-88	-88	0	169	
2008/09-PRE	Lab	LCS, RPD	10/8/2008	Organic	4-Nitrophenol	n/a	=	0	%	EPA 625m	-88	-88	0	30	
2008/09-PRE	Lab	method blank	10/8/2008	Organic	4-Nitrophenol	n/a	<	0.1	µg/L	EPA 625m	0.1	0.2			
2008/09-PRE	tubing Blank	equip blank	10/8/2008	Organic	4-Nitrophenol	n/a	<	0.1	µg/L	EPA 625m	0.1	0.2			
2008/09-PRE	Lab	LCS	10/8/2008	Organic	Acenaphthene	n/a	=	0.5487	µg/L	EPA 625m	0.001	0.005			
2008/09-PRE	Lab	LCS dup	10/8/2008	Organic	Acenaphthene	n/a	=	0.5163	µg/L	EPA 625m	0.001	0.005			
2008/09-PRE	Lab	LCS dup, rec	10/8/2008	Organic	Acenaphthene	n/a	=	76	%	EPA 625m	-88	-88	61	116	
2008/09-PRE	Lab	LCS, rec	10/8/2008	Organic	Acenaphthene	n/a	=	81	%	EPA 625m	-88	-88	61	116	
2008/09-PRE	Lab	LCS, RPD	10/8/2008	Organic	Acenaphthene	n/a	=	6	%	EPA 625m	-88	-88	0	30	
2008/09-PRE	Lab	method blank	10/8/2008	Organic	Acenaphthene	n/a	<	0.001	µg/L	EPA 625m	0.001	0.005			
2008/09-PRE	tubing Blank	equip blank	10/8/2008	Organic	Acenaphthene	n/a	<	0.001	µg/L	EPA 625m	0.001	0.005			
2008/09-PRE	Lab	srgt LCS	10/8/2008	Organic	Acenaphthene-d10	n/a	=	0.064	µg/L	EPA 625m	-88	-88	63	111	
2008/09-PRE	Lab	srgt LCS dup	10/8/2008	Organic	Acenaphthene-d10	n/a	=	0.068	µg/L	EPA 625m	-88	-88	63	111	
2008/09-PRE	Lab	srgt LCS dup, rec	10/8/2008	Organic	Acenaphthene-d10	n/a	=	68	%	EPA 625m	-88	-88	63	111	
2008/09-PRE	Lab	srgt LCS, rec	10/8/2008	Organic	Acenaphthene-d10	n/a	=	64	%	EPA 625m	-88	-88	63	111	
2008/09-PRE	Lab	srgt LCS, RPD	10/8/2008	Organic	Acenaphthene-d10	n/a	=	6	%	EPA 625m	-88	-88	0	30	
2008/09-PRE	Lab	srgt method blank	10/8/2008	Organic	Acenaphthene-d10	n/a	=	0.072	µg/L	EPA 625m	-88	-88			
2008/09-PRE	Lab	srgt method blank, rec	10/8/2008	Organic	Acenaphthene-d10	n/a	=	72	%	EPA 625m	-88	-88	63	111	
2008/09-PRE	tubing Blank	srgt equip blank	10/8/2008	Organic	Acenaphthene-d10	n/a	=	0.069	µg/L	EPA 625m	-88	-88			
2008/09-PRE	tubing Blank	srgt equip blank, rec	10/8/2008	Organic	Acenaphthene-d10	n/a	=	69	%	EPA 625m	-88	-88	63	111	

Appendix G
2008/09 QA/QC Analysis Results

Event ID	Site ID	QA/QC Sample Type	Analysis Date	Classification	Constituent	Fraction	Sign	Result	Units	Method	MDL	RL	QA LCL	QA UCL	DQO Comp.
2008/09-PRE	Lab	LCS	10/8/2008	Organic	Acenaphthylene	n/a	=	0.1804	µg/L	EPA 625m	0.001	0.005			
2008/09-PRE	Lab	LCS dup	10/8/2008	Organic	Acenaphthylene	n/a	=	0.1659	µg/L	EPA 625m	0.001	0.005			
2008/09-PRE	Lab	LCS dup, rec	10/8/2008	Organic	Acenaphthylene	n/a	=	74	%	EPA 625m	-88	-88	62	115	
2008/09-PRE	Lab	LCS, rec	10/8/2008	Organic	Acenaphthylene	n/a	=	80	%	EPA 625m	-88	-88	62	115	
2008/09-PRE	Lab	LCS, RPD	10/8/2008	Organic	Acenaphthylene	n/a	=	8	%	EPA 625m	-88	-88	0	30	
2008/09-PRE	Lab	method blank	10/8/2008	Organic	Acenaphthylene	n/a	<	0.001	µg/L	EPA 625m	0.001	0.005			
2008/09-PRE	Tubing Blank	equip blank	10/8/2008	Organic	Acenaphthylene	n/a	<	0.001	µg/L	EPA 625m	0.001	0.005			
2008/09-PRE	Lab	LCS	10/8/2008	Organic	Anthracene	n/a	=	0.2116	µg/L	EPA 625m	0.001	0.005			
2008/09-PRE	Lab	LCS dup	10/8/2008	Organic	Anthracene	n/a	=	0.2055	µg/L	EPA 625m	0.001	0.005			
2008/09-PRE	Lab	LCS dup, rec	10/8/2008	Organic	Anthracene	n/a	=	91	%	EPA 625m	-88	-88	64	112	
2008/09-PRE	Lab	LCS, rec	10/8/2008	Organic	Anthracene	n/a	=	94	%	EPA 625m	-88	-88	64	112	
2008/09-PRE	Lab	LCS, RPD	10/8/2008	Organic	Anthracene	n/a	=	3	%	EPA 625m	-88	-88	0	30	
2008/09-PRE	Lab	method blank	10/8/2008	Organic	Anthracene	n/a	<	0.001	µg/L	EPA 625m	0.001	0.005			
2008/09-PRE	Tubing Blank	equip blank	10/8/2008	Organic	Anthracene	n/a	<	0.001	µg/L	EPA 625m	0.001	0.005			
2008/09-PRE	Lab	method blank	10/8/2008	Organic	Azobenzene	n/a	<	0.05	µg/L	EPA 625m	0.05	0.1			
2008/09-PRE	Tubing Blank	equip blank	10/8/2008	Organic	Azobenzene	n/a	<	0.05	µg/L	EPA 625m	0.05	0.1			
2008/09-PRE	Lab	method blank	10/8/2008	Organic	Benzidine	n/a	<	0.05	µg/L	EPA 625m	0.05	0.1			
2008/09-PRE	Tubing Blank	equip blank	10/8/2008	Organic	Benzidine	n/a	<	0.05	µg/L	EPA 625m	0.05	0.1			
2008/09-PRE	Lab	LCS	10/8/2008	Organic	Benzo(a)anthracene	n/a	=	0.2195	µg/L	EPA 625m	0.001	0.005			
2008/09-PRE	Lab	LCS dup	10/8/2008	Organic	Benzo(a)anthracene	n/a	=	0.2106	µg/L	EPA 625m	0.001	0.005			
2008/09-PRE	Lab	LCS dup, rec	10/8/2008	Organic	Benzo(a)anthracene	n/a	=	93	%	EPA 625m	-88	-88	56	151	
2008/09-PRE	Lab	LCS, rec	10/8/2008	Organic	Benzo(a)anthracene	n/a	=	97	%	EPA 625m	-88	-88	56	151	
2008/09-PRE	Lab	LCS, RPD	10/8/2008	Organic	Benzo(a)anthracene	n/a	=	4	%	EPA 625m	-88	-88	0	30	
2008/09-PRE	Lab	method blank	10/8/2008	Organic	Benzo(a)anthracene	n/a	<	0.001	µg/L	EPA 625m	0.001	0.005			
2008/09-PRE	Tubing Blank	equip blank	10/8/2008	Organic	Benzo(a)anthracene	n/a	<	0.001	µg/L	EPA 625m	0.001	0.005			
2008/09-PRE	Lab	LCS	10/8/2008	Organic	Benzo(a)pyrene	n/a	=	0.1931	µg/L	EPA 625m	0.001	0.005			
2008/09-PRE	Lab	LCS dup	10/8/2008	Organic	Benzo(a)pyrene	n/a	=	0.1862	µg/L	EPA 625m	0.001	0.005			
2008/09-PRE	Lab	LCS dup, rec	10/8/2008	Organic	Benzo(a)pyrene	n/a	=	82	%	EPA 625m	-88	-88	50	153	
2008/09-PRE	Lab	LCS, rec	10/8/2008	Organic	Benzo(a)pyrene	n/a	=	86	%	EPA 625m	-88	-88	50	153	
2008/09-PRE	Lab	LCS, RPD	10/8/2008	Organic	Benzo(a)pyrene	n/a	=	4	%	EPA 625m	-88	-88	0	30	
2008/09-PRE	Lab	method blank	10/8/2008	Organic	Benzo(a)pyrene	n/a	<	0.001	µg/L	EPA 625m	0.001	0.005			
2008/09-PRE	Tubing Blank	equip blank	10/8/2008	Organic	Benzo(a)pyrene	n/a	<	0.001	µg/L	EPA 625m	0.001	0.005			
2008/09-PRE	Lab	LCS	10/8/2008	Organic	Benzo(b)fluoranthene	n/a	=	0.2172	µg/L	EPA 625m	0.001	0.005			
2008/09-PRE	Lab	LCS dup	10/8/2008	Organic	Benzo(b)fluoranthene	n/a	=	0.2	µg/L	EPA 625m	0.001	0.005			
2008/09-PRE	Lab	LCS dup, rec	10/8/2008	Organic	Benzo(b)fluoranthene	n/a	=	89	%	EPA 625m	-88	-88	45	155	
2008/09-PRE	Lab	LCS, rec	10/8/2008	Organic	Benzo(b)fluoranthene	n/a	=	96	%	EPA 625m	-88	-88	45	155	
2008/09-PRE	Lab	LCS, RPD	10/8/2008	Organic	Benzo(b)fluoranthene	n/a	=	8	%	EPA 625m	-88	-88	0	30	
2008/09-PRE	Lab	method blank	10/8/2008	Organic	Benzo(b)fluoranthene	n/a	<	0.001	µg/L	EPA 625m	0.001	0.005			
2008/09-PRE	Tubing Blank	equip blank	10/8/2008	Organic	Benzo(b)fluoranthene	n/a	<	0.001	µg/L	EPA 625m	0.001	0.005			
2008/09-PRE	Lab	LCS	10/8/2008	Organic	Benzo(e)pyrene	n/a	=	0.2112	µg/L	EPA 625m	0.001	0.005			
2008/09-PRE	Lab	LCS dup	10/8/2008	Organic	Benzo(e)pyrene	n/a	=	0.2013	µg/L	EPA 625m	0.001	0.005			
2008/09-PRE	Lab	LCS dup, rec	10/8/2008	Organic	Benzo(e)pyrene	n/a	=	89	%	EPA 625m	-88	-88	49	146	
2008/09-PRE	Lab	LCS, rec	10/8/2008	Organic	Benzo(e)pyrene	n/a	=	94	%	EPA 625m	-88	-88	49	146	
2008/09-PRE	Lab	LCS, RPD	10/8/2008	Organic	Benzo(e)pyrene	n/a	=	5	%	EPA 625m	-88	-88	0	30	
2008/09-PRE	Lab	method blank	10/8/2008	Organic	Benzo(e)pyrene	n/a	<	0.001	µg/L	EPA 625m	0.001	0.005			
2008/09-PRE	Tubing Blank	equip blank	10/8/2008	Organic	Benzo(e)pyrene	n/a	<	0.001	µg/L	EPA 625m	0.001	0.005			
2008/09-PRE	Lab	LCS	10/8/2008	Organic	Benzo(g,h,i)perylene	n/a	=	0.1799	µg/L	EPA 625m	0.001	0.005			
2008/09-PRE	Lab	LCS dup	10/8/2008	Organic	Benzo(g,h,i)perylene	n/a	=	0.1837	µg/L	EPA 625m	0.001	0.005			
2008/09-PRE	Lab	LCS dup, rec	10/8/2008	Organic	Benzo(g,h,i)perylene	n/a	=	81	%	EPA 625m	-88	-88	45	165	
2008/09-PRE	Lab	LCS, rec	10/8/2008	Organic	Benzo(g,h,i)perylene	n/a	=	80	%	EPA 625m	-88	-88	45	165	
2008/09-PRE	Lab	LCS, RPD	10/8/2008	Organic	Benzo(g,h,i)perylene	n/a	=	1	%	EPA 625m	-88	-88	0	30	
2008/09-PRE	Lab	method blank	10/8/2008	Organic	Benzo(g,h,i)perylene	n/a	<	0.001	µg/L	EPA 625m	0.001	0.005			
2008/09-PRE	Tubing Blank	equip blank	10/8/2008	Organic	Benzo(g,h,i)perylene	n/a	<	0.001	µg/L	EPA 625m	0.001	0.005			
2008/09-PRE	Lab	LCS	10/8/2008	Organic	Benzo(k)fluoranthene	n/a	=	0.2121	µg/L	EPA 625m	0.001	0.005			
2008/09-PRE	Lab	LCS dup	10/8/2008	Organic	Benzo(k)fluoranthene	n/a	=	0.1988	µg/L	EPA 625m	0.001	0.005			
2008/09-PRE	Lab	LCS dup, rec	10/8/2008	Organic	Benzo(k)fluoranthene	n/a	=	88	%	EPA 625m	-88	-88	61	143	

Appendix G
2008/09 QA/QC Analysis Results

Event ID	Site ID	QA/QC Sample Type	Analysis Date	Classification	Constituent	Fraction	Sign	Result	Units	Method	MDL	RL	QA LCL	QA UCL	DQO Comp.
2008/09-PRE	Lab	LCS, rec	10/8/2008	Organic	Benzo(k)fluoranthene	n/a	=	94	%	EPA 625m	-88	-88	61	143	
2008/09-PRE	Lab	LCS, RPD	10/8/2008	Organic	Benzo(k)fluoranthene	n/a	=	7	%	EPA 625m	-88	-88	0	30	
2008/09-PRE	Lab	method blank	10/8/2008	Organic	Benzo(k)fluoranthene	n/a	<	0.001	µg/L	EPA 625m	0.001	0.005			
2008/09-PRE	Tubing Blank	equip blank	10/8/2008	Organic	Benzo(k)fluoranthene	n/a	<	0.001	µg/L	EPA 625m	0.001	0.005			
2008/09-PRE	Lab	LCS	10/8/2008	Organic	Biphenyl	n/a	=	0.191	µg/L	EPA 625m	0.001	0.005			
2008/09-PRE	Lab	LCS dup	10/8/2008	Organic	Biphenyl	n/a	=	0.1686	µg/L	EPA 625m	0.001	0.005			
2008/09-PRE	Lab	LCS dup, rec	10/8/2008	Organic	Biphenyl	n/a	=	75	%	EPA 625m	-88	-88	47	118	
2008/09-PRE	Lab	LCS, rec	10/8/2008	Organic	Biphenyl	n/a	=	85	%	EPA 625m	-88	-88	47	118	
2008/09-PRE	Lab	LCS, RPD	10/8/2008	Organic	Biphenyl	n/a	=	12	%	EPA 625m	-88	-88	0	30	
2008/09-PRE	Lab	method blank	10/8/2008	Organic	Biphenyl	n/a	<	0.001	µg/L	EPA 625m	0.001	0.005			
2008/09-PRE	Tubing Blank	equip blank	10/8/2008	Organic	Biphenyl	n/a	<	0.001	µg/L	EPA 625m	0.001	0.005			
2008/09-PRE	Lab	method blank	10/8/2008	Organic	Bis(2-chloroethoxy)methane	n/a	<	0.05	µg/L	EPA 625m	0.05	0.1			
2008/09-PRE	Tubing Blank	equip blank	10/8/2008	Organic	Bis(2-chloroethoxy)methane	n/a	<	0.05	µg/L	EPA 625m	0.05	0.1			
2008/09-PRE	Lab	method blank	10/8/2008	Organic	Bis(2-chloroethyl)ether	n/a	<	0.05	µg/L	EPA 625m	0.05	0.1			
2008/09-PRE	Tubing Blank	equip blank	10/8/2008	Organic	Bis(2-chloroethyl)ether	n/a	<	0.05	µg/L	EPA 625m	0.05	0.1			
2008/09-PRE	Lab	method blank	10/8/2008	Organic	Bis(2-chloroisopropyl)ether	n/a	<	0.05	µg/L	EPA 625m	0.05	0.1			
2008/09-PRE	Tubing Blank	equip blank	10/8/2008	Organic	Bis(2-chloroisopropyl)ether	n/a	<	0.05	µg/L	EPA 625m	0.05	0.1			
2008/09-PRE	Lab	LCS	10/8/2008	Organic	Bis(2-ethylhexyl)phthalate	n/a	=	0.2261	µg/L	EPA 625m	0.1	0.125			
2008/09-PRE	Lab	LCS dup	10/8/2008	Organic	Bis(2-ethylhexyl)phthalate	n/a	=	0.2242	µg/L	EPA 625m	0.1	0.125			
2008/09-PRE	Lab	LCS dup, rec	10/8/2008	Organic	Bis(2-ethylhexyl)phthalate	n/a	=	99	%	EPA 625m	-88	-88	42	197	
2008/09-PRE	Lab	LCS, rec	10/8/2008	Organic	Bis(2-ethylhexyl)phthalate	n/a	=	100	%	EPA 625m	-88	-88	42	197	
2008/09-PRE	Lab	LCS, RPD	10/8/2008	Organic	Bis(2-ethylhexyl)phthalate	n/a	=	1	%	EPA 625m	-88	-88	0	30	
2008/09-PRE	Lab	method blank	10/8/2008	Organic	Bis(2-ethylhexyl)phthalate	n/a	<	0.1	µg/L	EPA 625m	0.1	0.125			
2008/09-PRE	Tubing Blank	equip blank	10/8/2008	Organic	Bis(2-ethylhexyl)phthalate	n/a	<	0.1	µg/L	EPA 625m	0.1	0.125			
2008/09-PRE	Lab	LCS	10/8/2008	Organic	Butyl benzyl phthalate	n/a	=	0.242	µg/L	EPA 625m	0.025	0.05			
2008/09-PRE	Lab	LCS dup	10/8/2008	Organic	Butyl benzyl phthalate	n/a	=	0.2374	µg/L	EPA 625m	0.025	0.05			
2008/09-PRE	Lab	LCS dup, rec	10/8/2008	Organic	Butyl benzyl phthalate	n/a	=	105	%	EPA 625m	-88	-88	70	176	
2008/09-PRE	Lab	LCS, rec	10/8/2008	Organic	Butyl benzyl phthalate	n/a	=	107	%	EPA 625m	-88	-88	70	176	
2008/09-PRE	Lab	LCS, RPD	10/8/2008	Organic	Butyl benzyl phthalate	n/a	=	2	%	EPA 625m	-88	-88	0	30	
2008/09-PRE	Lab	method blank	10/8/2008	Organic	Butyl benzyl phthalate	n/a	<	0.025	µg/L	EPA 625m	0.025	0.05			
2008/09-PRE	Tubing Blank	equip blank	10/8/2008	Organic	Butyl benzyl phthalate	n/a	<	0.025	µg/L	EPA 625m	0.025	0.05			
2008/09-PRE	Lab	LCS	10/8/2008	Organic	Chrysene	n/a	=	0.2164	µg/L	EPA 625m	0.001	0.005			
2008/09-PRE	Lab	LCS dup	10/8/2008	Organic	Chrysene	n/a	=	0.2141	µg/L	EPA 625m	0.001	0.005			
2008/09-PRE	Lab	LCS dup, rec	10/8/2008	Organic	Chrysene	n/a	=	95	%	EPA 625m	-88	-88	47	144	
2008/09-PRE	Lab	LCS, rec	10/8/2008	Organic	Chrysene	n/a	=	96	%	EPA 625m	-88	-88	47	144	
2008/09-PRE	Lab	LCS, RPD	10/8/2008	Organic	Chrysene	n/a	=	1	%	EPA 625m	-88	-88	0	30	
2008/09-PRE	Lab	method blank	10/8/2008	Organic	Chrysene	n/a	<	0.001	µg/L	EPA 625m	0.001	0.005			
2008/09-PRE	Tubing Blank	equip blank	10/8/2008	Organic	Chrysene	n/a	<	0.001	µg/L	EPA 625m	0.001	0.005			
2008/09-PRE	Lab	srgt LCS	10/8/2008	Organic	Chrysene-d12	n/a	=	0.067	µg/L	EPA 625m	-88	-88	56	139	
2008/09-PRE	Lab	srgt LCS dup	10/8/2008	Organic	Chrysene-d12	n/a	=	0.067	µg/L	EPA 625m	-88	-88	56	139	
2008/09-PRE	Lab	srgt LCS dup, rec	10/8/2008	Organic	Chrysene-d12	n/a	=	67	%	EPA 625m	-88	-88	56	139	
2008/09-PRE	Lab	srgt LCS, rec	10/8/2008	Organic	Chrysene-d12	n/a	=	67	%	EPA 625m	-88	-88	56	139	
2008/09-PRE	Lab	srgt LCS, RPD	10/8/2008	Organic	Chrysene-d12	n/a	=	0	%	EPA 625m	-88	-88	0	30	
2008/09-PRE	Lab	srgt method blank	10/8/2008	Organic	Chrysene-d12	n/a	=	0.064	µg/L	EPA 625m	-88	-88			
2008/09-PRE	Lab	srgt method blank, rec	10/8/2008	Organic	Chrysene-d12	n/a	=	64	%	EPA 625m	-88	-88	56	139	
2008/09-PRE	Tubing Blank	srgt equip blank	10/8/2008	Organic	Chrysene-d12	n/a	=	0.058	µg/L	EPA 625m	-88	-88			
2008/09-PRE	Tubing Blank	srgt equip blank, rec	10/8/2008	Organic	Chrysene-d12	n/a	=	58	%	EPA 625m	-88	-88	56	139	
2008/09-PRE	Lab	LCS	10/8/2008	Organic	Dibenz(a,h)anthracene	n/a	=	0.1692	µg/L	EPA 625m	0.001	0.005			
2008/09-PRE	Lab	LCS dup	10/8/2008	Organic	Dibenz(a,h)anthracene	n/a	=	0.1569	µg/L	EPA 625m	0.001	0.005			
2008/09-PRE	Lab	LCS dup, rec	10/8/2008	Organic	Dibenz(a,h)anthracene	n/a	=	70	%	EPA 625m	-88	-88	52	156	
2008/09-PRE	Lab	LCS, rec	10/8/2008	Organic	Dibenz(a,h)anthracene	n/a	=	75	%	EPA 625m	-88	-88	52	156	
2008/09-PRE	Lab	LCS, RPD	10/8/2008	Organic	Dibenz(a,h)anthracene	n/a	=	7	%	EPA 625m	-88	-88	0	30	
2008/09-PRE	Lab	method blank	10/8/2008	Organic	Dibenz(a,h)anthracene	n/a	<	0.001	µg/L	EPA 625m	0.001	0.005			
2008/09-PRE	Tubing Blank	equip blank	10/8/2008	Organic	Dibenz(a,h)anthracene	n/a	<	0.001	µg/L	EPA 625m	0.001	0.005			
2008/09-PRE	Lab	LCS	10/8/2008	Organic	Dibenzothiophene	n/a	=	0.2006	µg/L	EPA 625m	0.001	0.005			
2008/09-PRE	Lab	LCS dup	10/8/2008	Organic	Dibenzothiophene	n/a	=	0.1993	µg/L	EPA 625m	0.001	0.005			

Appendix G
2008/09 QA/QC Analysis Results

Event ID	Site ID	QA/QC Sample Type	Analysis Date	Classification	Constituent	Fraction	Sign	Result	Units	Method	MDL	RL	QA LCL	QA UCL	DQO Comp.
2008/09-PRE	Lab	LCS dup, rec	10/8/2008	Organic	Dibenzothiophene	n/a	=	88	%	EPA 625m	-88	-88	54	136	
2008/09-PRE	Lab	LCS, rec	10/8/2008	Organic	Dibenzothiophene	n/a	=	89	%	EPA 625m	-88	-88	54	136	
2008/09-PRE	Lab	LCS, RPD	10/8/2008	Organic	Dibenzothiophene	n/a	=	1	%	EPA 625m	-88	-88	0	30	
2008/09-PRE	Lab	method blank	10/8/2008	Organic	Dibenzothiophene	n/a	<	0.001	µg/L	EPA 625m	0.001	0.005			
2008/09-PRE	tubing Blank	equip blank	10/8/2008	Organic	Dibenzothiophene	n/a	<	0.001	µg/L	EPA 625m	0.001	0.005			
2008/09-PRE	Lab	LCS	10/8/2008	Organic	Diethyl phthalate	n/a	=	0.2302	µg/L	EPA 625m	0.1	0.125			
2008/09-PRE	Lab	LCS dup	10/8/2008	Organic	Diethyl phthalate	n/a	=	0.2209	µg/L	EPA 625m	0.1	0.125			
2008/09-PRE	Lab	LCS dup, rec	10/8/2008	Organic	Diethyl phthalate	n/a	=	98	%	EPA 625m	-88	-88	80	137	
2008/09-PRE	Lab	LCS, rec	10/8/2008	Organic	Diethyl phthalate	n/a	=	102	%	EPA 625m	-88	-88	80	137	
2008/09-PRE	Lab	LCS, RPD	10/8/2008	Organic	Diethyl phthalate	n/a	=	4	%	EPA 625m	-88	-88	0	30	
2008/09-PRE	Lab	method blank	10/8/2008	Organic	Diethyl phthalate	n/a	<	0.1	µg/L	EPA 625m	0.1	0.125			
2008/09-PRE	tubing Blank	equip blank	10/8/2008	Organic	Diethyl phthalate	n/a	<	0.1	µg/L	EPA 625m	0.1	0.125			
2008/09-PRE	Lab	LCS	10/8/2008	Organic	Dimethyl phthalate	n/a	=	0.217	µg/L	EPA 625m	0.05	0.075			
2008/09-PRE	Lab	LCS dup	10/8/2008	Organic	Dimethyl phthalate	n/a	=	0.2078	µg/L	EPA 625m	0.05	0.075			
2008/09-PRE	Lab	LCS dup, rec	10/8/2008	Organic	Dimethyl phthalate	n/a	=	92	%	EPA 625m	-88	-88	64	128	
2008/09-PRE	Lab	LCS, rec	10/8/2008	Organic	Dimethyl phthalate	n/a	=	96	%	EPA 625m	-88	-88	64	128	
2008/09-PRE	Lab	LCS, RPD	10/8/2008	Organic	Dimethyl phthalate	n/a	=	4	%	EPA 625m	-88	-88	0	30	
2008/09-PRE	Lab	method blank	10/8/2008	Organic	Dimethyl phthalate	n/a	<	0.05	µg/L	EPA 625m	0.05	0.075			
2008/09-PRE	tubing Blank	equip blank	10/8/2008	Organic	Dimethyl phthalate	n/a	<	0.05	µg/L	EPA 625m	0.05	0.075			
2008/09-PRE	Lab	LCS	10/8/2008	Organic	Di-n-butylphthalate	n/a	=	0.2607	µg/L	EPA 625m	0.075	0.1			
2008/09-PRE	Lab	LCS dup	10/8/2008	Organic	Di-n-butylphthalate	n/a	=	0.2524	µg/L	EPA 625m	0.075	0.1			
2008/09-PRE	Lab	LCS dup, rec	10/8/2008	Organic	Di-n-butylphthalate	n/a	=	112	%	EPA 625m	-88	-88	83	138	
2008/09-PRE	Lab	LCS, rec	10/8/2008	Organic	Di-n-butylphthalate	n/a	=	116	%	EPA 625m	-88	-88	83	138	
2008/09-PRE	Lab	LCS, RPD	10/8/2008	Organic	Di-n-butylphthalate	n/a	=	4	%	EPA 625m	-88	-88	0	30	
2008/09-PRE	Lab	method blank	10/8/2008	Organic	Di-n-butylphthalate	n/a	<	0.075	µg/L	EPA 625m	0.075	0.1			
2008/09-PRE	tubing Blank	equip blank	10/8/2008	Organic	Di-n-butylphthalate	n/a	<	0.075	µg/L	EPA 625m	0.075	0.1			
2008/09-PRE	Lab	LCS	10/8/2008	Organic	Di-n-octylphthalate	n/a	=	0.2069	µg/L	EPA 625m	0.01	0.02			
2008/09-PRE	Lab	LCS dup	10/8/2008	Organic	Di-n-octylphthalate	n/a	=	0.2139	µg/L	EPA 625m	0.01	0.02			
2008/09-PRE	Lab	LCS dup, rec	10/8/2008	Organic	Di-n-octylphthalate	n/a	=	95	%	EPA 625m	-88	-88	58	160	
2008/09-PRE	Lab	LCS, rec	10/8/2008	Organic	Di-n-octylphthalate	n/a	=	92	%	EPA 625m	-88	-88	58	160	
2008/09-PRE	Lab	LCS, RPD	10/8/2008	Organic	Di-n-octylphthalate	n/a	=	3	%	EPA 625m	-88	-88	0	30	
2008/09-PRE	Lab	method blank	10/8/2008	Organic	Di-n-octylphthalate	n/a	<	0.01	µg/L	EPA 625m	0.01	0.02			
2008/09-PRE	tubing Blank	equip blank	10/8/2008	Organic	Di-n-octylphthalate	n/a	<	0.01	µg/L	EPA 625m	0.01	0.02			
2008/09-PRE	Lab	LCS	10/8/2008	Organic	Fluoranthene	n/a	=	0.2232	µg/L	EPA 625m	0.001	0.005			
2008/09-PRE	Lab	LCS dup	10/8/2008	Organic	Fluoranthene	n/a	=	0.2295	µg/L	EPA 625m	0.001	0.005			
2008/09-PRE	Lab	LCS dup, rec	10/8/2008	Organic	Fluoranthene	n/a	=	102	%	EPA 625m	-88	-88	66	132	
2008/09-PRE	Lab	LCS, rec	10/8/2008	Organic	Fluoranthene	n/a	=	99	%	EPA 625m	-88	-88	66	132	
2008/09-PRE	Lab	LCS, RPD	10/8/2008	Organic	Fluoranthene	n/a	=	3	%	EPA 625m	-88	-88	0	30	
2008/09-PRE	Lab	method blank	10/8/2008	Organic	Fluoranthene	n/a	<	0.001	µg/L	EPA 625m	0.001	0.005			
2008/09-PRE	tubing Blank	equip blank	10/8/2008	Organic	Fluoranthene	n/a	<	0.001	µg/L	EPA 625m	0.001	0.005			
2008/09-PRE	Lab	LCS	10/8/2008	Organic	Fluorene	n/a	=	0.2024	µg/L	EPA 625m	0.001	0.005			
2008/09-PRE	Lab	LCS dup	10/8/2008	Organic	Fluorene	n/a	=	0.1973	µg/L	EPA 625m	0.001	0.005			
2008/09-PRE	Lab	LCS dup, rec	10/8/2008	Organic	Fluorene	n/a	=	87	%	EPA 625m	-88	-88	60	122	
2008/09-PRE	Lab	LCS, rec	10/8/2008	Organic	Fluorene	n/a	=	90	%	EPA 625m	-88	-88	60	122	
2008/09-PRE	Lab	LCS, RPD	10/8/2008	Organic	Fluorene	n/a	=	3	%	EPA 625m	-88	-88	0	30	
2008/09-PRE	Lab	method blank	10/8/2008	Organic	Fluorene	n/a	<	0.001	µg/L	EPA 625m	0.001	0.005			
2008/09-PRE	tubing Blank	equip blank	10/8/2008	Organic	Fluorene	n/a	<	0.001	µg/L	EPA 625m	0.001	0.005			
2008/09-PRE	Lab	LCS	10/8/2008	Organic	Hexachlorobenzene	n/a	=	0.4156	µg/L	EPA 625m	0.001	0.005			
2008/09-PRE	Lab	LCS dup	10/8/2008	Organic	Hexachlorobenzene	n/a	=	0.4135	µg/L	EPA 625m	0.001	0.005			
2008/09-PRE	Lab	LCS dup, rec	10/8/2008	Organic	Hexachlorobenzene	n/a	=	92	%	EPA 625m	-88	-88	37	112	
2008/09-PRE	Lab	LCS, rec	10/8/2008	Organic	Hexachlorobenzene	n/a	=	64	%	EPA 625m	-88	-88	37	112	
2008/09-PRE	Lab	LCS, RPD	10/8/2008	Organic	Hexachlorobenzene	n/a	=	0	%	EPA 625m	-88	-88	0	30	
2008/09-PRE	Lab	method blank	10/8/2008	Organic	Hexachlorobenzene	n/a	<	0.001	µg/L	EPA 625m	0.001	0.005			
2008/09-PRE	tubing Blank	equip blank	10/8/2008	Organic	Hexachlorobenzene	n/a	<	0.001	µg/L	EPA 625m	0.001	0.005			
2008/09-PRE	Lab	method blank	10/8/2008	Organic	Hexachlorobutadiene	n/a	<	0.05	µg/L	EPA 625m	0.05	0.1			
2008/09-PRE	tubing Blank	equip blank	10/8/2008	Organic	Hexachlorobutadiene	n/a	<	0.05	µg/L	EPA 625m	0.05	0.1			

Appendix G
2008/09 QA/QC Analysis Results

Event ID	Site ID	QA/QC Sample Type	Analysis Date	Classification	Constituent	Fraction	Sign	Result	Units	Method	MDL	RL	QA LCL	QA UCL	DQO Comp.
2008/09-PRE	Lab	method blank	10/8/2008	Organic	Hexachlorocyclopentadiene	n/a	<	0.05	µg/L	EPA 625m	0.05	0.1			
2008/09-PRE	ubing Blan	equip blank	10/8/2008	Organic	Hexachlorocyclopentadiene	n/a	<	0.05	µg/L	EPA 625m	0.05	0.1			
2008/09-PRE	Lab	method blank	10/8/2008	Organic	Hexachloroethane	n/a	<	0.05	µg/L	EPA 625m	0.05	0.1			
2008/09-PRE	ubing Blan	equip blank	10/8/2008	Organic	Hexachloroethane	n/a	<	0.05	µg/L	EPA 625m	0.05	0.1			
2008/09-PRE	Lab	LCS	10/8/2008	Organic	Indeno(1,2,3-cd)pyrene	n/a	=	0.1824	µg/L	EPA 625m	0.001	0.005			
2008/09-PRE	Lab	LCS dup	10/8/2008	Organic	Indeno(1,2,3-cd)pyrene	n/a	=	0.1543	µg/L	EPA 625m	0.001	0.005			
2008/09-PRE	Lab	LCS dup, rec	10/8/2008	Organic	Indeno(1,2,3-cd)pyrene	n/a	=	68	%	EPA 625m	-88	-88	53	161	
2008/09-PRE	Lab	LCS, rec	10/8/2008	Organic	Indeno(1,2,3-cd)pyrene	n/a	=	81	%	EPA 625m	-88	-88	53	161	
2008/09-PRE	Lab	LCS, RPD	10/8/2008	Organic	Indeno(1,2,3-cd)pyrene	n/a	=	17	%	EPA 625m	-88	-88	0	30	
2008/09-PRE	Lab	method blank	10/8/2008	Organic	Indeno(1,2,3-cd)pyrene	n/a	<	0.001	µg/L	EPA 625m	0.001	0.005			
2008/09-PRE	ubing Blan	equip blank	10/8/2008	Organic	Indeno(1,2,3-cd)pyrene	n/a	<	0.001	µg/L	EPA 625m	0.001	0.005			
2008/09-PRE	Lab	method blank	10/8/2008	Organic	Isophorone	n/a	<	0.05	µg/L	EPA 625m	0.05	0.1			
2008/09-PRE	ubing Blan	equip blank	10/8/2008	Organic	Isophorone	n/a	<	0.05	µg/L	EPA 625m	0.05	0.1			
2008/09-PRE	Lab	LCS	10/8/2008	Organic	Naphthalene	n/a	=	0.1469	µg/L	EPA 625m	0.001	0.005			
2008/09-PRE	Lab	LCS dup	10/8/2008	Organic	Naphthalene	n/a	=	0.1265	µg/L	EPA 625m	0.001	0.005			
2008/09-PRE	Lab	LCS dup, rec	10/8/2008	Organic	Naphthalene	n/a	=	56	%	EPA 625m	-88	-88	41	109	
2008/09-PRE	Lab	LCS, rec	10/8/2008	Organic	Naphthalene	n/a	=	65	%	EPA 625m	-88	-88	41	109	
2008/09-PRE	Lab	LCS, RPD	10/8/2008	Organic	Naphthalene	n/a	=	15	%	EPA 625m	-88	-88	0	30	
2008/09-PRE	Lab	method blank	10/8/2008	Organic	Naphthalene	n/a	<	0.001	µg/L	EPA 625m	0.001	0.005			
2008/09-PRE	ubing Blan	equip blank	10/8/2008	Organic	Naphthalene	n/a	=	0.0192	µg/L	EPA 625m	0.001	0.005			
2008/09-PRE	Lab	srgt LCS	10/8/2008	Organic	Naphthalene-d8	n/a	=	0.049	µg/L	EPA 625m	-88	-88	30	114	
2008/09-PRE	Lab	srgt LCS dup	10/8/2008	Organic	Naphthalene-d8	n/a	=	0.041	µg/L	EPA 625m	-88	-88	30	114	
2008/09-PRE	Lab	srgt LCS dup, rec	10/8/2008	Organic	Naphthalene-d8	n/a	=	41	%	EPA 625m	-88	-88	30	114	
2008/09-PRE	Lab	srgt LCS, rec	10/8/2008	Organic	Naphthalene-d8	n/a	=	49	%	EPA 625m	-88	-88	30	114	
2008/09-PRE	Lab	srgt LCS, RPD	10/8/2008	Organic	Naphthalene-d8	n/a	=	18	%	EPA 625m	-88	-88	0	30	
2008/09-PRE	Lab	srgt method blank	10/8/2008	Organic	Naphthalene-d8	n/a	=	0.054	µg/L	EPA 625m	-88	-88			
2008/09-PRE	Lab	srgt method blank, rec	10/8/2008	Organic	Naphthalene-d8	n/a	=	54	%	EPA 625m	-88	-88	30	114	
2008/09-PRE	ubing Blan	srgt equip blank	10/8/2008	Organic	Naphthalene-d8	n/a	=	0.057	µg/L	EPA 625m	-88	-88			
2008/09-PRE	ubing Blan	srgt equip blank, rec	10/8/2008	Organic	Naphthalene-d8	n/a	=	57	%	EPA 625m	-88	-88	30	114	
2008/09-PRE	Lab	method blank	10/8/2008	Organic	Nitrobenzene	n/a	<	0.05	µg/L	EPA 625m	0.05	0.1			
2008/09-PRE	ubing Blan	equip blank	10/8/2008	Organic	Nitrobenzene	n/a	<	0.05	µg/L	EPA 625m	0.05	0.1			
2008/09-PRE	Lab	method blank	10/8/2008	Organic	N-Nitrosodimethylamine	n/a	<	0.05	µg/L	EPA 625m	0.05	0.1			
2008/09-PRE	ubing Blan	equip blank	10/8/2008	Organic	N-Nitrosodimethylamine	n/a	<	0.05	µg/L	EPA 625m	0.05	0.1			
2008/09-PRE	Lab	LCS	10/8/2008	Organic	N-Nitrosodi-N-propylamine	n/a	=	0.3373	µg/L	EPA 625m	0.05	0.1			
2008/09-PRE	Lab	LCS dup	10/8/2008	Organic	N-Nitrosodi-N-propylamine	n/a	=	0.3509	µg/L	EPA 625m	0.05	0.1			
2008/09-PRE	Lab	LCS dup, rec	10/8/2008	Organic	N-Nitrosodi-N-propylamine	n/a	=	78	%	EPA 625m	-88	-88	44	128	
2008/09-PRE	Lab	LCS, rec	10/8/2008	Organic	N-Nitrosodi-N-propylamine	n/a	=	75	%	EPA 625m	-88	-88	44	128	
2008/09-PRE	Lab	LCS, RPD	10/8/2008	Organic	N-Nitrosodi-N-propylamine	n/a	=	4	%	EPA 625m	-88	-88	0	30	
2008/09-PRE	Lab	method blank	10/8/2008	Organic	N-Nitrosodi-N-propylamine	n/a	<	0.05	µg/L	EPA 625m	0.05	0.1			
2008/09-PRE	ubing Blan	equip blank	10/8/2008	Organic	N-Nitrosodi-N-propylamine	n/a	<	0.05	µg/L	EPA 625m	0.05	0.1			
2008/09-PRE	Lab	method blank	10/8/2008	Organic	N-Nitrosodiphenylamine	n/a	<	0.05	µg/L	EPA 625m	0.05	0.1			
2008/09-PRE	ubing Blan	equip blank	10/8/2008	Organic	N-Nitrosodiphenylamine	n/a	<	0.05	µg/L	EPA 625m	0.05	0.1			
2008/09-PRE	Lab	LCS	10/8/2008	Organic	Pentachlorophenol	n/a	=	1.1492	µg/L	EPA 625m	0.05	0.1			
2008/09-PRE	Lab	LCS dup	10/8/2008	Organic	Pentachlorophenol	n/a	=	1.1307	µg/L	EPA 625m	0.05	0.1			
2008/09-PRE	Lab	LCS dup, rec	10/8/2008	Organic	Pentachlorophenol	n/a	=	50	%	EPA 625m	-88	-88	0	169	
2008/09-PRE	Lab	LCS, rec	10/8/2008	Organic	Pentachlorophenol	n/a	=	51	%	EPA 625m	-88	-88	0	169	
2008/09-PRE	Lab	LCS, RPD	10/8/2008	Organic	Pentachlorophenol	n/a	=	2	%	EPA 625m	-88	-88	0	30	
2008/09-PRE	Lab	method blank	10/8/2008	Organic	Pentachlorophenol	n/a	<	0.05	µg/L	EPA 625m	0.05	0.1			
2008/09-PRE	ubing Blan	equip blank	10/8/2008	Organic	Pentachlorophenol	n/a	<	0.05	µg/L	EPA 625m	0.05	0.1			
2008/09-PRE	Lab	LCS	10/8/2008	Organic	Perylene	n/a	=	0.1941	µg/L	EPA 625m	0.001	0.005			
2008/09-PRE	Lab	LCS dup	10/8/2008	Organic	Perylene	n/a	=	0.1889	µg/L	EPA 625m	0.001	0.005			
2008/09-PRE	Lab	LCS dup, rec	10/8/2008	Organic	Perylene	n/a	=	84	%	EPA 625m	-88	-88	51	144	
2008/09-PRE	Lab	LCS, rec	10/8/2008	Organic	Perylene	n/a	=	86	%	EPA 625m	-88	-88	51	144	
2008/09-PRE	Lab	LCS, RPD	10/8/2008	Organic	Perylene	n/a	=	2	%	EPA 625m	-88	-88	0	30	
2008/09-PRE	Lab	method blank	10/8/2008	Organic	Perylene	n/a	<	0.001	µg/L	EPA 625m	0.001	0.005			
2008/09-PRE	ubing Blan	equip blank	10/8/2008	Organic	Perylene	n/a	<	0.001	µg/L	EPA 625m	0.001	0.005			

Appendix G
2008/09 QA/QC Analysis Results

Event ID	Site ID	QA/QC Sample Type	Analysis Date	Classification	Constituent	Fraction	Sign	Result	Units	Method	MDL	RL	QA LCL	QA UCL	DQO Comp.
2008/09-PRE	Lab	srgt LCS	10/8/2008	Organic	Perylene-d12	n/a	=	0.071	µg/L	EPA 625m	-88	-88	41	133	
2008/09-PRE	Lab	srgt LCS dup	10/8/2008	Organic	Perylene-d12	n/a	=	0.068	µg/L	EPA 625m	-88	-88	41	133	
2008/09-PRE	Lab	srgt LCS dup, rec	10/8/2008	Organic	Perylene-d12	n/a	=	68	%	EPA 625m	-88	-88	41	133	
2008/09-PRE	Lab	srgt LCS, rec	10/8/2008	Organic	Perylene-d12	n/a	=	71	%	EPA 625m	-88	-88	41	133	
2008/09-PRE	Lab	srgt LCS, RPD	10/8/2008	Organic	Perylene-d12	n/a	=	4	%	EPA 625m	-88	-88	0	30	
2008/09-PRE	Lab	srgt method blank	10/8/2008	Organic	Perylene-d12	n/a	=	0.056	µg/L	EPA 625m	-88	-88			
2008/09-PRE	Lab	srgt method blank, rec	10/8/2008	Organic	Perylene-d12	n/a	=	56	%	EPA 625m	-88	-88	41	133	
2008/09-PRE	tubing Blanj	srgt equip blank	10/8/2008	Organic	Perylene-d12	n/a	=	0.064	µg/L	EPA 625m	-88	-88			
2008/09-PRE	tubing Blanj	srgt equip blank, rec	10/8/2008	Organic	Perylene-d12	n/a	=	64	%	EPA 625m	-88	-88	41	133	
2008/09-PRE	Lab	LCS	10/8/2008	Organic	Phenanthrene	n/a	=	0.2075	µg/L	EPA 625m	0.001	0.005			
2008/09-PRE	Lab	LCS dup	10/8/2008	Organic	Phenanthrene	n/a	=	0.2068	µg/L	EPA 625m	0.001	0.005			
2008/09-PRE	Lab	LCS dup, rec	10/8/2008	Organic	Phenanthrene	n/a	=	92	%	EPA 625m	-88	-88	56	127	
2008/09-PRE	Lab	LCS, rec	10/8/2008	Organic	Phenanthrene	n/a	=	92	%	EPA 625m	-88	-88	56	127	
2008/09-PRE	Lab	LCS, RPD	10/8/2008	Organic	Phenanthrene	n/a	=	0	%	EPA 625m	-88	-88	0	30	
2008/09-PRE	Lab	method blank	10/8/2008	Organic	Phenanthrene	n/a	<	0.001	µg/L	EPA 625m	0.001	0.005			
2008/09-PRE	tubing Blanj	equip blank	10/8/2008	Organic	Phenanthrene	n/a	<	0.001	µg/L	EPA 625m	0.001	0.005			
2008/09-PRE	Lab	srgt LCS	10/8/2008	Organic	Phenanthrene-d10	n/a	=	0.078	µg/L	EPA 625m	-88	-88	61	127	
2008/09-PRE	Lab	srgt LCS dup	10/8/2008	Organic	Phenanthrene-d10	n/a	=	0.078	µg/L	EPA 625m	-88	-88	61	127	
2008/09-PRE	Lab	srgt LCS dup, rec	10/8/2008	Organic	Phenanthrene-d10	n/a	=	78	%	EPA 625m	-88	-88	61	127	
2008/09-PRE	Lab	srgt LCS, rec	10/8/2008	Organic	Phenanthrene-d10	n/a	=	78	%	EPA 625m	-88	-88	61	127	
2008/09-PRE	Lab	srgt LCS, RPD	10/8/2008	Organic	Phenanthrene-d10	n/a	=	0	%	EPA 625m	-88	-88	0	30	
2008/09-PRE	Lab	srgt method blank	10/8/2008	Organic	Phenanthrene-d10	n/a	=	0.08	µg/L	EPA 625m	-88	-88			
2008/09-PRE	Lab	srgt method blank, rec	10/8/2008	Organic	Phenanthrene-d10	n/a	=	80	%	EPA 625m	-88	-88	61	127	
2008/09-PRE	tubing Blanj	srgt equip blank	10/8/2008	Organic	Phenanthrene-d10	n/a	=	0.077	µg/L	EPA 625m	-88	-88			
2008/09-PRE	tubing Blanj	srgt equip blank, rec	10/8/2008	Organic	Phenanthrene-d10	n/a	=	77	%	EPA 625m	-88	-88	61	127	
2008/09-PRE	Lab	LCS	10/8/2008	Organic	Phenol	n/a	=	0.5407	µg/L	EPA 625m	0.1	0.2			
2008/09-PRE	Lab	LCS dup	10/8/2008	Organic	Phenol	n/a	=	0.4995	µg/L	EPA 625m	0.1	0.2			
2008/09-PRE	Lab	LCS dup, rec	10/8/2008	Organic	Phenol	n/a	=	22	%	EPA 625m	-88	-88	0	149	
2008/09-PRE	Lab	LCS, rec	10/8/2008	Organic	Phenol	n/a	=	24	%	EPA 625m	-88	-88	0	149	
2008/09-PRE	Lab	LCS, RPD	10/8/2008	Organic	Phenol	n/a	=	9	%	EPA 625m	-88	-88	0	30	
2008/09-PRE	Lab	method blank	10/8/2008	Organic	Phenol	n/a	<	0.1	µg/L	EPA 625m	0.1	0.2			
2008/09-PRE	tubing Blanj	equip blank	10/8/2008	Organic	Phenol	n/a	<	0.1	µg/L	EPA 625m	0.1	0.2			
2008/09-PRE	Lab	srgt LCS	10/8/2008	Organic	Phenol-d5	n/a	=	0.029	µg/L	EPA 625m	-88	-88	0	157	
2008/09-PRE	Lab	srgt LCS dup	10/8/2008	Organic	Phenol-d5	n/a	=	0.027	µg/L	EPA 625m	-88	-88	0	157	
2008/09-PRE	Lab	srgt LCS dup, rec	10/8/2008	Organic	Phenol-d5	n/a	=	27	%	EPA 625m	-88	-88	0	157	
2008/09-PRE	Lab	srgt LCS, rec	10/8/2008	Organic	Phenol-d5	n/a	=	29	%	EPA 625m	-88	-88	0	157	
2008/09-PRE	Lab	srgt LCS, RPD	10/8/2008	Organic	Phenol-d5	n/a	=	7	%	EPA 625m	-88	-88	0	30	
2008/09-PRE	Lab	srgt method blank	10/8/2008	Organic	Phenol-d5	n/a	=	0.032	µg/L	EPA 625m	-88	-88			
2008/09-PRE	Lab	srgt method blank, rec	10/8/2008	Organic	Phenol-d5	n/a	=	32	%	EPA 625m	-88	-88	0	157	
2008/09-PRE	tubing Blanj	srgt equip blank	10/8/2008	Organic	Phenol-d5	n/a	=	0.022	µg/L	EPA 625m	-88	-88			
2008/09-PRE	tubing Blanj	srgt equip blank, rec	10/8/2008	Organic	Phenol-d5	n/a	=	22	%	EPA 625m	-88	-88	0	157	
2008/09-PRE	Lab	LCS	10/8/2008	Organic	Pyrene	n/a	=	0.7068	µg/L	EPA 625m	0.001	0.005			
2008/09-PRE	Lab	LCS dup	10/8/2008	Organic	Pyrene	n/a	=	0.7217	µg/L	EPA 625m	0.001	0.005			
2008/09-PRE	Lab	LCS dup, rec	10/8/2008	Organic	Pyrene	n/a	=	107	%	EPA 625m	-88	-88	13	168	
2008/09-PRE	Lab	LCS, rec	10/8/2008	Organic	Pyrene	n/a	=	104	%	EPA 625m	-88	-88	13	168	
2008/09-PRE	Lab	LCS, RPD	10/8/2008	Organic	Pyrene	n/a	=	3	%	EPA 625m	-88	-88	0	30	
2008/09-PRE	Lab	method blank	10/8/2008	Organic	Pyrene	n/a	<	0.001	µg/L	EPA 625m	0.001	0.005			
2008/09-PRE	tubing Blanj	equip blank	10/8/2008	Organic	Pyrene	n/a	<	0.001	µg/L	EPA 625m	0.001	0.005			
2008/09-PRE	Lab	srgt LCS	10/8/2008	Organic	Tetrachloro-m-xylene (TCMX)	n/a	=	0.082	µg/L	EPA 625m	-88	-88	27	140	
2008/09-PRE	Lab	srgt LCS dup	10/8/2008	Organic	Tetrachloro-m-xylene (TCMX)	n/a	=	0.084	µg/L	EPA 625m	-88	-88	27	140	
2008/09-PRE	Lab	srgt LCS dup, rec	10/8/2008	Organic	Tetrachloro-m-xylene (TCMX)	n/a	=	84	%	EPA 625m	-88	-88	27	140	
2008/09-PRE	Lab	srgt LCS, rec	10/8/2008	Organic	Tetrachloro-m-xylene (TCMX)	n/a	=	82	%	EPA 625m	-88	-88	27	140	
2008/09-PRE	Lab	srgt LCS, RPD	10/8/2008	Organic	Tetrachloro-m-xylene (TCMX)	n/a	=	2	%	EPA 625m	-88	-88	0	30	
2008/09-PRE	Lab	srgt method blank	10/8/2008	Organic	Tetrachloro-m-xylene (TCMX)	n/a	=	0.064	µg/L	EPA 625m	-88	-88			
2008/09-PRE	Lab	srgt method blank, rec	10/8/2008	Organic	Tetrachloro-m-xylene (TCMX)	n/a	=	64	%	EPA 625m	-88	-88	27	140	
2008/09-PRE	tubing Blanj	srgt equip blank	10/8/2008	Organic	Tetrachloro-m-xylene (TCMX)	n/a	=	0.085	µg/L	EPA 625m	-88	-88			

Appendix G
2008/09 QA/QC Analysis Results

Event ID	Site ID	QA/QC Sample Type	Analysis Date	Classification	Constituent	Fraction	Sign	Result	Units	Method	MDL	RL	QA LCL	QA UCL	DQO Comp.
2008/09-PRE	ubing Blan	srgt equip blank, rec	10/8/2008	Organic	Tetrachloro-m-xylene (TCMX)	n/a	=	85	%	EPA 625m	-88	-88	27	140	
2008/09-PRE	Lab	method blank	10/8/2008	PCB	Aroclor 1016	n/a	<	0.01	µg/L	EPA 625m	0.01	0.02			
2008/09-PRE	ubing Blan	equip blank	10/8/2008	PCB	Aroclor 1016	n/a	<	0.01	µg/L	EPA 625m	0.01	0.02			
2008/09-PRE	Lab	method blank	10/8/2008	PCB	Aroclor 1221	n/a	<	0.01	µg/L	EPA 625m	0.01	0.02			
2008/09-PRE	ubing Blan	equip blank	10/8/2008	PCB	Aroclor 1221	n/a	<	0.01	µg/L	EPA 625m	0.01	0.02			
2008/09-PRE	Lab	method blank	10/8/2008	PCB	Aroclor 1232	n/a	<	0.01	µg/L	EPA 625m	0.01	0.02			
2008/09-PRE	ubing Blan	equip blank	10/8/2008	PCB	Aroclor 1232	n/a	<	0.01	µg/L	EPA 625m	0.01	0.02			
2008/09-PRE	Lab	method blank	10/8/2008	PCB	Aroclor 1242	n/a	<	0.01	µg/L	EPA 625m	0.01	0.02			
2008/09-PRE	ubing Blan	equip blank	10/8/2008	PCB	Aroclor 1242	n/a	<	0.01	µg/L	EPA 625m	0.01	0.02			
2008/09-PRE	Lab	method blank	10/8/2008	PCB	Aroclor 1248	n/a	<	0.01	µg/L	EPA 625m	0.01	0.02			
2008/09-PRE	ubing Blan	equip blank	10/8/2008	PCB	Aroclor 1248	n/a	<	0.01	µg/L	EPA 625m	0.01	0.02			
2008/09-PRE	Lab	method blank	10/8/2008	PCB	Aroclor 1254	n/a	<	0.01	µg/L	EPA 625m	0.01	0.02			
2008/09-PRE	ubing Blan	equip blank	10/8/2008	PCB	Aroclor 1254	n/a	<	0.01	µg/L	EPA 625m	0.01	0.02			
2008/09-PRE	Lab	method blank	10/8/2008	PCB	Aroclor 1260	n/a	<	0.01	µg/L	EPA 625m	0.01	0.02			
2008/09-PRE	ubing Blan	equip blank	10/8/2008	PCB	Aroclor 1260	n/a	<	0.01	µg/L	EPA 625m	0.01	0.02			
2008/09-PRE	Lab	LCS	10/8/2008	PCB	PCB 003	n/a	=	0.1917	µg/L	EPA 625m	0.001	0.005			
2008/09-PRE	Lab	LCS dup	10/8/2008	PCB	PCB 003	n/a	=	0.1863	µg/L	EPA 625m	0.001	0.005			
2008/09-PRE	Lab	LCS dup, rec	10/8/2008	PCB	PCB 003	n/a	=	103	%	EPA 625m	-88	-88	57	128	
2008/09-PRE	Lab	LCS, rec	10/8/2008	PCB	PCB 003	n/a	=	106	%	EPA 625m	-88	-88	57	128	
2008/09-PRE	Lab	LCS, RPD	10/8/2008	PCB	PCB 003	n/a	=	3	%	EPA 625m	-88	-88	0	30	
2008/09-PRE	Lab	method blank	10/8/2008	PCB	PCB 003	n/a	<	0.001	µg/L	EPA 625m	0.001	0.005			
2008/09-PRE	ubing Blan	equip blank	10/8/2008	PCB	PCB 003	n/a	<	0.001	µg/L	EPA 625m	0.001	0.005			
2008/09-PRE	Lab	LCS	10/8/2008	PCB	PCB 008	n/a	=	0.2001	µg/L	EPA 625m	0.001	0.005			
2008/09-PRE	Lab	LCS dup	10/8/2008	PCB	PCB 008	n/a	=	0.1922	µg/L	EPA 625m	0.001	0.005			
2008/09-PRE	Lab	LCS dup, rec	10/8/2008	PCB	PCB 008	n/a	=	106	%	EPA 625m	-88	-88	65	121	
2008/09-PRE	Lab	LCS, rec	10/8/2008	PCB	PCB 008	n/a	=	111	%	EPA 625m	-88	-88	65	121	
2008/09-PRE	Lab	LCS, RPD	10/8/2008	PCB	PCB 008	n/a	=	5	%	EPA 625m	-88	-88	0	30	
2008/09-PRE	Lab	method blank	10/8/2008	PCB	PCB 008	n/a	<	0.001	µg/L	EPA 625m	0.001	0.005			
2008/09-PRE	ubing Blan	equip blank	10/8/2008	PCB	PCB 008	n/a	<	0.001	µg/L	EPA 625m	0.001	0.005			
2008/09-PRE	Lab	LCS	10/8/2008	PCB	PCB 018	n/a	=	0.2178	µg/L	EPA 625m	0.001	0.005			
2008/09-PRE	Lab	LCS dup	10/8/2008	PCB	PCB 018	n/a	=	0.2187	µg/L	EPA 625m	0.001	0.005			
2008/09-PRE	Lab	LCS dup, rec	10/8/2008	PCB	PCB 018	n/a	=	121	%	EPA 625m	-88	-88	60	123	
2008/09-PRE	Lab	LCS, rec	10/8/2008	PCB	PCB 018	n/a	=	121	%	EPA 625m	-88	-88	60	123	
2008/09-PRE	Lab	LCS, RPD	10/8/2008	PCB	PCB 018	n/a	=	0	%	EPA 625m	-88	-88	0	30	
2008/09-PRE	Lab	method blank	10/8/2008	PCB	PCB 018	n/a	<	0.001	µg/L	EPA 625m	0.001	0.005			
2008/09-PRE	ubing Blan	equip blank	10/8/2008	PCB	PCB 018	n/a	<	0.001	µg/L	EPA 625m	0.001	0.005			
2008/09-PRE	Lab	LCS	10/8/2008	PCB	PCB 028	n/a	=	0.185	µg/L	EPA 625m	0.001	0.005			
2008/09-PRE	Lab	LCS dup	10/8/2008	PCB	PCB 028	n/a	=	0.1995	µg/L	EPA 625m	0.001	0.005			
2008/09-PRE	Lab	LCS dup, rec	10/8/2008	PCB	PCB 028	n/a	=	111	%	EPA 625m	-88	-88	68	113	
2008/09-PRE	Lab	LCS, rec	10/8/2008	PCB	PCB 028	n/a	=	102	%	EPA 625m	-88	-88	68	113	
2008/09-PRE	Lab	LCS, RPD	10/8/2008	PCB	PCB 028	n/a	=	8	%	EPA 625m	-88	-88	0	30	
2008/09-PRE	Lab	method blank	10/8/2008	PCB	PCB 028	n/a	<	0.001	µg/L	EPA 625m	0.001	0.005			
2008/09-PRE	ubing Blan	equip blank	10/8/2008	PCB	PCB 028	n/a	<	0.001	µg/L	EPA 625m	0.001	0.005			
2008/09-PRE	Lab	srgt LCS	10/8/2008	PCB	PCB 030	n/a	=	0.1	µg/L	EPA 625m	-88	-88	41	139	
2008/09-PRE	Lab	srgt LCS dup	10/8/2008	PCB	PCB 030	n/a	=	0.106	µg/L	EPA 625m	-88	-88	41	139	
2008/09-PRE	Lab	srgt LCS dup, rec	10/8/2008	PCB	PCB 030	n/a	=	106	%	EPA 625m	-88	-88	41	139	
2008/09-PRE	Lab	srgt LCS, rec	10/8/2008	PCB	PCB 030	n/a	=	100	%	EPA 625m	-88	-88	41	139	
2008/09-PRE	Lab	srgt LCS, RPD	10/8/2008	PCB	PCB 030	n/a	=	6	%	EPA 625m	-88	-88	0	30	
2008/09-PRE	Lab	srgt method blank	10/8/2008	PCB	PCB 030	n/a	=	0.083	µg/L	EPA 625m	-88	-88			
2008/09-PRE	Lab	srgt method blank, rec	10/8/2008	PCB	PCB 030	n/a	=	83	%	EPA 625m	-88	-88	41	139	
2008/09-PRE	ubing Blan	srgt equip blank	10/8/2008	PCB	PCB 030	n/a	=	0.089	µg/L	EPA 625m	-88	-88			
2008/09-PRE	ubing Blan	srgt equip blank, rec	10/8/2008	PCB	PCB 030	n/a	=	89	%	EPA 625m	-88	-88	41	139	
2008/09-PRE	Lab	LCS	10/8/2008	PCB	PCB 031	n/a	=	0.191	µg/L	EPA 625m	0.001	0.005			
2008/09-PRE	Lab	LCS dup	10/8/2008	PCB	PCB 031	n/a	=	0.1901	µg/L	EPA 625m	0.001	0.005			
2008/09-PRE	Lab	LCS dup, rec	10/8/2008	PCB	PCB 031	n/a	=	105	%	EPA 625m	-88	-88	64	122	
2008/09-PRE	Lab	LCS, rec	10/8/2008	PCB	PCB 031	n/a	=	106	%	EPA 625m	-88	-88	64	122	

Appendix G
2008/09 QA/QC Analysis Results

Event ID	Site ID	QA/QC Sample Type	Analysis Date	Classification	Constituent	Fraction	Sign	Result	Units	Method	MDL	RL	QA LCL	QA UCL	DQO Comp.
2008/09-PRE	Lab	LCS, RPD	10/8/2008	PCB	PCB 031	n/a	=	1	%	EPA 625m	-88	-88	0	30	
2008/09-PRE	Lab	method blank	10/8/2008	PCB	PCB 031	n/a	<	0.001	µg/L	EPA 625m	0.001	0.005			
2008/09-PRE	tubing Blank	equip blank	10/8/2008	PCB	PCB 031	n/a	<	0.001	µg/L	EPA 625m	0.001	0.005			
2008/09-PRE	Lab	LCS	10/8/2008	PCB	PCB 033	n/a	=	0.1931	µg/L	EPA 625m	0.001	0.005			
2008/09-PRE	Lab	LCS dup	10/8/2008	PCB	PCB 033	n/a	=	0.1901	µg/L	EPA 625m	0.001	0.005			
2008/09-PRE	Lab	LCS dup, rec	10/8/2008	PCB	PCB 033	n/a	=	105	%	EPA 625m	-88	-88	69	120	
2008/09-PRE	Lab	LCS, rec	10/8/2008	PCB	PCB 033	n/a	=	107	%	EPA 625m	-88	-88	69	120	
2008/09-PRE	Lab	LCS, RPD	10/8/2008	PCB	PCB 033	n/a	=	2	%	EPA 625m	-88	-88	0	30	
2008/09-PRE	Lab	method blank	10/8/2008	PCB	PCB 033	n/a	<	0.001	µg/L	EPA 625m	0.001	0.005			
2008/09-PRE	tubing Blank	equip blank	10/8/2008	PCB	PCB 033	n/a	<	0.001	µg/L	EPA 625m	0.001	0.005			
2008/09-PRE	Lab	LCS	10/8/2008	PCB	PCB 037	n/a	=	0.1845	µg/L	EPA 625m	0.001	0.005			
2008/09-PRE	Lab	LCS dup	10/8/2008	PCB	PCB 037	n/a	=	0.1888	µg/L	EPA 625m	0.001	0.005			
2008/09-PRE	Lab	LCS dup, rec	10/8/2008	PCB	PCB 037	n/a	=	105	%	EPA 625m	-88	-88	74	125	
2008/09-PRE	Lab	LCS, rec	10/8/2008	PCB	PCB 037	n/a	=	102	%	EPA 625m	-88	-88	74	125	
2008/09-PRE	Lab	LCS, RPD	10/8/2008	PCB	PCB 037	n/a	=	3	%	EPA 625m	-88	-88	0	30	
2008/09-PRE	Lab	method blank	10/8/2008	PCB	PCB 037	n/a	<	0.001	µg/L	EPA 625m	0.001	0.005			
2008/09-PRE	tubing Blank	equip blank	10/8/2008	PCB	PCB 037	n/a	<	0.001	µg/L	EPA 625m	0.001	0.005			
2008/09-PRE	Lab	LCS	10/8/2008	PCB	PCB 044	n/a	=	0.2068	µg/L	EPA 625m	0.001	0.005			
2008/09-PRE	Lab	LCS dup	10/8/2008	PCB	PCB 044	n/a	=	0.1964	µg/L	EPA 625m	0.001	0.005			
2008/09-PRE	Lab	LCS dup, rec	10/8/2008	PCB	PCB 044	n/a	=	109	%	EPA 625m	-88	-88	68	123	
2008/09-PRE	Lab	LCS, rec	10/8/2008	PCB	PCB 044	n/a	=	115	%	EPA 625m	-88	-88	68	123	
2008/09-PRE	Lab	LCS, RPD	10/8/2008	PCB	PCB 044	n/a	=	5	%	EPA 625m	-88	-88	0	30	
2008/09-PRE	Lab	method blank	10/8/2008	PCB	PCB 044	n/a	<	0.001	µg/L	EPA 625m	0.001	0.005			
2008/09-PRE	tubing Blank	equip blank	10/8/2008	PCB	PCB 044	n/a	<	0.001	µg/L	EPA 625m	0.001	0.005			
2008/09-PRE	Lab	LCS	10/8/2008	PCB	PCB 049	n/a	=	0.201	µg/L	EPA 625m	0.001	0.005			
2008/09-PRE	Lab	LCS dup	10/8/2008	PCB	PCB 049	n/a	=	0.2001	µg/L	EPA 625m	0.001	0.005			
2008/09-PRE	Lab	LCS dup, rec	10/8/2008	PCB	PCB 049	n/a	=	111	%	EPA 625m	-88	-88	67	115	
2008/09-PRE	Lab	LCS, rec	10/8/2008	PCB	PCB 049	n/a	=	111	%	EPA 625m	-88	-88	67	115	
2008/09-PRE	Lab	LCS, RPD	10/8/2008	PCB	PCB 049	n/a	=	0	%	EPA 625m	-88	-88	0	30	
2008/09-PRE	Lab	method blank	10/8/2008	PCB	PCB 049	n/a	<	0.001	µg/L	EPA 625m	0.001	0.005			
2008/09-PRE	tubing Blank	equip blank	10/8/2008	PCB	PCB 049	n/a	<	0.001	µg/L	EPA 625m	0.001	0.005			
2008/09-PRE	Lab	LCS	10/8/2008	PCB	PCB 052	n/a	=	0.2141	µg/L	EPA 625m	0.001	0.005			
2008/09-PRE	Lab	LCS dup	10/8/2008	PCB	PCB 052	n/a	=	0.2139	µg/L	EPA 625m	0.001	0.005			
2008/09-PRE	Lab	LCS dup, rec	10/8/2008	PCB	PCB 052	n/a	=	119	%	EPA 625m	-88	-88	68	122	
2008/09-PRE	Lab	LCS, rec	10/8/2008	PCB	PCB 052	n/a	=	119	%	EPA 625m	-88	-88	68	122	
2008/09-PRE	Lab	LCS, RPD	10/8/2008	PCB	PCB 052	n/a	=	1	%	EPA 625m	-88	-88	0	30	
2008/09-PRE	Lab	method blank	10/8/2008	PCB	PCB 052	n/a	<	0.001	µg/L	EPA 625m	0.001	0.005			
2008/09-PRE	tubing Blank	equip blank	10/8/2008	PCB	PCB 052	n/a	<	0.001	µg/L	EPA 625m	0.001	0.005			
2008/09-PRE	Lab	LCS	10/8/2008	PCB	PCB 056 + 060	n/a	=	0.1833	µg/L	EPA 625m	0.001	0.005			
2008/09-PRE	Lab	LCS dup	10/8/2008	PCB	PCB 056 + 060	n/a	=	0.1962	µg/L	EPA 625m	0.001	0.005			
2008/09-PRE	Lab	LCS dup, rec	10/8/2008	PCB	PCB 056 + 060	n/a	=	109	%	EPA 625m	-88	-88	57	150	
2008/09-PRE	Lab	LCS, rec	10/8/2008	PCB	PCB 056 + 060	n/a	=	102	%	EPA 625m	-88	-88	57	150	
2008/09-PRE	Lab	LCS, RPD	10/8/2008	PCB	PCB 056 + 060	n/a	=	7	%	EPA 625m	-88	-88	0	30	
2008/09-PRE	Lab	method blank	10/8/2008	PCB	PCB 056 + 060	n/a	<	0.001	µg/L	EPA 625m	0.001	0.005			
2008/09-PRE	tubing Blank	equip blank	10/8/2008	PCB	PCB 056 + 060	n/a	<	0.001	µg/L	EPA 625m	0.001	0.005			
2008/09-PRE	Lab	LCS	10/8/2008	PCB	PCB 066	n/a	=	0.1793	µg/L	EPA 625m	0.001	0.005			
2008/09-PRE	Lab	LCS dup	10/8/2008	PCB	PCB 066	n/a	=	0.1817	µg/L	EPA 625m	0.001	0.005			
2008/09-PRE	Lab	LCS dup, rec	10/8/2008	PCB	PCB 066	n/a	=	101	%	EPA 625m	-88	-88	70	119	
2008/09-PRE	Lab	LCS, rec	10/8/2008	PCB	PCB 066	n/a	=	99	%	EPA 625m	-88	-88	70	119	
2008/09-PRE	Lab	LCS, RPD	10/8/2008	PCB	PCB 066	n/a	=	2	%	EPA 625m	-88	-88	0	30	
2008/09-PRE	Lab	method blank	10/8/2008	PCB	PCB 066	n/a	<	0.001	µg/L	EPA 625m	0.001	0.005			
2008/09-PRE	tubing Blank	equip blank	10/8/2008	PCB	PCB 066	n/a	<	0.001	µg/L	EPA 625m	0.001	0.005			
2008/09-PRE	Lab	LCS	10/8/2008	PCB	PCB 070	n/a	=	0.204	µg/L	EPA 625m	0.001	0.005			
2008/09-PRE	Lab	LCS dup	10/8/2008	PCB	PCB 070	n/a	=	0.1949	µg/L	EPA 625m	0.001	0.005			
2008/09-PRE	Lab	LCS dup, rec	10/8/2008	PCB	PCB 070	n/a	=	108	%	EPA 625m	-88	-88	70	117	
2008/09-PRE	Lab	LCS, rec	10/8/2008	PCB	PCB 070	n/a	=	113	%	EPA 625m	-88	-88	70	117	

Appendix G
2008/09 QA/QC Analysis Results

Event ID	Site ID	QA/QC Sample Type	Analysis Date	Classification	Constituent	Fraction	Sign	Result	Units	Method	MDL	RL	QA LCL	QA UCL	DQO Comp.
2008/09-PRE	Lab	LCS, RPD	10/8/2008	PCB	PCB 070	n/a	=	5	%	EPA 625m	-88	-88	0	30	
2008/09-PRE	Lab	method blank	10/8/2008	PCB	PCB 070	n/a	<	0.001	µg/L	EPA 625m	0.001	0.005			
2008/09-PRE	tubing Blank	equip blank	10/8/2008	PCB	PCB 070	n/a	<	0.001	µg/L	EPA 625m	0.001	0.005			
2008/09-PRE	Lab	LCS	10/8/2008	PCB	PCB 074	n/a	=	0.1976	µg/L	EPA 625m	0.001	0.005			
2008/09-PRE	Lab	LCS dup	10/8/2008	PCB	PCB 074	n/a	=	0.2001	µg/L	EPA 625m	0.001	0.005			
2008/09-PRE	Lab	LCS dup, rec	10/8/2008	PCB	PCB 074	n/a	=	111	%	EPA 625m	-88	-88	75	115	
2008/09-PRE	Lab	LCS, rec	10/8/2008	PCB	PCB 074	n/a	=	109	%	EPA 625m	-88	-88	75	115	
2008/09-PRE	Lab	LCS, RPD	10/8/2008	PCB	PCB 074	n/a	=	2	%	EPA 625m	-88	-88	0	30	
2008/09-PRE	Lab	method blank	10/8/2008	PCB	PCB 074	n/a	<	0.001	µg/L	EPA 625m	0.001	0.005			
2008/09-PRE	tubing Blank	equip blank	10/8/2008	PCB	PCB 074	n/a	<	0.001	µg/L	EPA 625m	0.001	0.005			
2008/09-PRE	Lab	LCS	10/8/2008	PCB	PCB 077	n/a	=	0.1775	µg/L	EPA 625m	0.001	0.005			
2008/09-PRE	Lab	LCS dup	10/8/2008	PCB	PCB 077	n/a	=	0.1845	µg/L	EPA 625m	0.001	0.005			
2008/09-PRE	Lab	LCS dup, rec	10/8/2008	PCB	PCB 077	n/a	=	102	%	EPA 625m	-88	-88	74	117	
2008/09-PRE	Lab	LCS, rec	10/8/2008	PCB	PCB 077	n/a	=	98	%	EPA 625m	-88	-88	74	117	
2008/09-PRE	Lab	LCS, RPD	10/8/2008	PCB	PCB 077	n/a	=	4	%	EPA 625m	-88	-88	0	30	
2008/09-PRE	Lab	method blank	10/8/2008	PCB	PCB 077	n/a	<	0.001	µg/L	EPA 625m	0.001	0.005			
2008/09-PRE	tubing Blank	equip blank	10/8/2008	PCB	PCB 077	n/a	<	0.001	µg/L	EPA 625m	0.001	0.005			
2008/09-PRE	Lab	LCS	10/8/2008	PCB	PCB 081	n/a	=	0.184	µg/L	EPA 625m	0.001	0.005			
2008/09-PRE	Lab	LCS dup	10/8/2008	PCB	PCB 081	n/a	=	0.191	µg/L	EPA 625m	0.001	0.005			
2008/09-PRE	Lab	LCS dup, rec	10/8/2008	PCB	PCB 081	n/a	=	106	%	EPA 625m	-88	-88	71	118	
2008/09-PRE	Lab	LCS, rec	10/8/2008	PCB	PCB 081	n/a	=	102	%	EPA 625m	-88	-88	71	118	
2008/09-PRE	Lab	LCS, RPD	10/8/2008	PCB	PCB 081	n/a	=	4	%	EPA 625m	-88	-88	0	30	
2008/09-PRE	Lab	method blank	10/8/2008	PCB	PCB 081	n/a	<	0.001	µg/L	EPA 625m	0.001	0.005			
2008/09-PRE	tubing Blank	equip blank	10/8/2008	PCB	PCB 081	n/a	<	0.001	µg/L	EPA 625m	0.001	0.005			
2008/09-PRE	Lab	LCS	10/8/2008	PCB	PCB 087	n/a	=	0.1912	µg/L	EPA 625m	0.001	0.005			
2008/09-PRE	Lab	LCS dup	10/8/2008	PCB	PCB 087	n/a	=	0.1859	µg/L	EPA 625m	0.001	0.005			
2008/09-PRE	Lab	LCS dup, rec	10/8/2008	PCB	PCB 087	n/a	=	103	%	EPA 625m	-88	-88	73	116	
2008/09-PRE	Lab	LCS, rec	10/8/2008	PCB	PCB 087	n/a	=	106	%	EPA 625m	-88	-88	73	116	
2008/09-PRE	Lab	LCS, RPD	10/8/2008	PCB	PCB 087	n/a	=	3	%	EPA 625m	-88	-88	0	30	
2008/09-PRE	Lab	method blank	10/8/2008	PCB	PCB 087	n/a	<	0.001	µg/L	EPA 625m	0.001	0.005			
2008/09-PRE	tubing Blank	equip blank	10/8/2008	PCB	PCB 087	n/a	<	0.001	µg/L	EPA 625m	0.001	0.005			
2008/09-PRE	Lab	LCS	10/8/2008	PCB	PCB 095	n/a	=	0.192	µg/L	EPA 625m	0.001	0.005			
2008/09-PRE	Lab	LCS dup	10/8/2008	PCB	PCB 095	n/a	=	0.191	µg/L	EPA 625m	0.001	0.005			
2008/09-PRE	Lab	LCS dup, rec	10/8/2008	PCB	PCB 095	n/a	=	106	%	EPA 625m	-88	-88	64	118	
2008/09-PRE	Lab	LCS, rec	10/8/2008	PCB	PCB 095	n/a	=	106	%	EPA 625m	-88	-88	64	118	
2008/09-PRE	Lab	LCS, RPD	10/8/2008	PCB	PCB 095	n/a	=	0	%	EPA 625m	-88	-88	0	30	
2008/09-PRE	Lab	method blank	10/8/2008	PCB	PCB 095	n/a	<	0.001	µg/L	EPA 625m	0.001	0.005			
2008/09-PRE	tubing Blank	equip blank	10/8/2008	PCB	PCB 095	n/a	<	0.001	µg/L	EPA 625m	0.001	0.005			
2008/09-PRE	Lab	LCS	10/8/2008	PCB	PCB 097	n/a	=	0.2001	µg/L	EPA 625m	0.001	0.005			
2008/09-PRE	Lab	LCS dup	10/8/2008	PCB	PCB 097	n/a	=	0.1883	µg/L	EPA 625m	0.001	0.005			
2008/09-PRE	Lab	LCS dup, rec	10/8/2008	PCB	PCB 097	n/a	=	104	%	EPA 625m	-88	-88	66	122	
2008/09-PRE	Lab	LCS, rec	10/8/2008	PCB	PCB 097	n/a	=	111	%	EPA 625m	-88	-88	66	122	
2008/09-PRE	Lab	LCS, RPD	10/8/2008	PCB	PCB 097	n/a	=	7	%	EPA 625m	-88	-88	0	30	
2008/09-PRE	Lab	method blank	10/8/2008	PCB	PCB 097	n/a	<	0.001	µg/L	EPA 625m	0.001	0.005			
2008/09-PRE	tubing Blank	equip blank	10/8/2008	PCB	PCB 097	n/a	<	0.001	µg/L	EPA 625m	0.001	0.005			
2008/09-PRE	Lab	LCS	10/8/2008	PCB	PCB 099	n/a	=	0.2115	µg/L	EPA 625m	0.001	0.005			
2008/09-PRE	Lab	LCS dup	10/8/2008	PCB	PCB 099	n/a	=	0.1863	µg/L	EPA 625m	0.001	0.005			
2008/09-PRE	Lab	LCS dup, rec	10/8/2008	PCB	PCB 099	n/a	=	103	%	EPA 625m	-88	-88	68	130	
2008/09-PRE	Lab	LCS, rec	10/8/2008	PCB	PCB 099	n/a	=	117	%	EPA 625m	-88	-88	68	130	
2008/09-PRE	Lab	LCS, RPD	10/8/2008	PCB	PCB 099	n/a	=	13	%	EPA 625m	-88	-88	0	30	
2008/09-PRE	Lab	method blank	10/8/2008	PCB	PCB 099	n/a	<	0.001	µg/L	EPA 625m	0.001	0.005			
2008/09-PRE	tubing Blank	equip blank	10/8/2008	PCB	PCB 099	n/a	<	0.001	µg/L	EPA 625m	0.001	0.005			
2008/09-PRE	Lab	LCS	10/8/2008	PCB	PCB 101	n/a	=	0.1832	µg/L	EPA 625m	0.001	0.005			
2008/09-PRE	Lab	LCS dup	10/8/2008	PCB	PCB 101	n/a	=	0.1905	µg/L	EPA 625m	0.001	0.005			
2008/09-PRE	Lab	LCS dup, rec	10/8/2008	PCB	PCB 101	n/a	=	106	%	EPA 625m	-88	-88	67	118	
2008/09-PRE	Lab	LCS, rec	10/8/2008	PCB	PCB 101	n/a	=	101	%	EPA 625m	-88	-88	67	118	

Appendix G
2008/09 QA/QC Analysis Results

Event ID	Site ID	QA/QC Sample Type	Analysis Date	Classification	Constituent	Fraction	Sign	Result	Units	Method	MDL	RL	QA LCL	QA UCL	DQO Comp.
2008/09-PRE	Lab	LCS, RPD	10/8/2008	PCB	PCB 101	n/a	=	5	%	EPA 625m	-88	-88	0	30	
2008/09-PRE	Lab	method blank	10/8/2008	PCB	PCB 101	n/a	<	0.001	µg/L	EPA 625m	0.001	0.005			
2008/09-PRE	tubing Blank	equip blank	10/8/2008	PCB	PCB 101	n/a	<	0.001	µg/L	EPA 625m	0.001	0.005			
2008/09-PRE	Lab	LCS	10/8/2008	PCB	PCB 105	n/a	=	0.1677	µg/L	EPA 625m	0.001	0.005			
2008/09-PRE	Lab	LCS dup	10/8/2008	PCB	PCB 105	n/a	=	0.1806	µg/L	EPA 625m	0.001	0.005			
2008/09-PRE	Lab	LCS dup, rec	10/8/2008	PCB	PCB 105	n/a	=	100	%	EPA 625m	-88	-88	70	119	
2008/09-PRE	Lab	LCS, rec	10/8/2008	PCB	PCB 105	n/a	=	93	%	EPA 625m	-88	-88	70	119	
2008/09-PRE	Lab	LCS, RPD	10/8/2008	PCB	PCB 105	n/a	=	7	%	EPA 625m	-88	-88	0	30	
2008/09-PRE	Lab	method blank	10/8/2008	PCB	PCB 105	n/a	<	0.001	µg/L	EPA 625m	0.001	0.005			
2008/09-PRE	tubing Blank	equip blank	10/8/2008	PCB	PCB 105	n/a	<	0.001	µg/L	EPA 625m	0.001	0.005			
2008/09-PRE	Lab	LCS	10/8/2008	PCB	PCB 110	n/a	=	0.1786	µg/L	EPA 625m	0.001	0.005			
2008/09-PRE	Lab	LCS dup	10/8/2008	PCB	PCB 110	n/a	=	0.1869	µg/L	EPA 625m	0.001	0.005			
2008/09-PRE	Lab	LCS dup, rec	10/8/2008	PCB	PCB 110	n/a	=	104	%	EPA 625m	-88	-88	67	120	
2008/09-PRE	Lab	LCS, rec	10/8/2008	PCB	PCB 110	n/a	=	99	%	EPA 625m	-88	-88	67	120	
2008/09-PRE	Lab	LCS, RPD	10/8/2008	PCB	PCB 110	n/a	=	5	%	EPA 625m	-88	-88	0	30	
2008/09-PRE	Lab	method blank	10/8/2008	PCB	PCB 110	n/a	<	0.001	µg/L	EPA 625m	0.001	0.005			
2008/09-PRE	tubing Blank	equip blank	10/8/2008	PCB	PCB 110	n/a	<	0.001	µg/L	EPA 625m	0.001	0.005			
2008/09-PRE	Lab	srgt LCS	10/8/2008	PCB	PCB 112	n/a	=	0.102	µg/L	EPA 625m	-88	-88	52	144	
2008/09-PRE	Lab	srgt LCS dup	10/8/2008	PCB	PCB 112	n/a	=	0.108	µg/L	EPA 625m	-88	-88	52	144	
2008/09-PRE	Lab	srgt LCS dup, rec	10/8/2008	PCB	PCB 112	n/a	=	108	%	EPA 625m	-88	-88	52	144	
2008/09-PRE	Lab	srgt LCS, rec	10/8/2008	PCB	PCB 112	n/a	=	102	%	EPA 625m	-88	-88	52	144	
2008/09-PRE	Lab	srgt LCS, RPD	10/8/2008	PCB	PCB 112	n/a	=	6	%	EPA 625m	-88	-88	0	30	
2008/09-PRE	Lab	srgt method blank	10/8/2008	PCB	PCB 112	n/a	=	0.095	µg/L	EPA 625m	-88	-88			
2008/09-PRE	Lab	srgt method blank, rec	10/8/2008	PCB	PCB 112	n/a	=	95	%	EPA 625m	-88	-88	52	144	
2008/09-PRE	tubing Blank	srgt equip blank	10/8/2008	PCB	PCB 112	n/a	=	0.099	µg/L	EPA 625m	-88	-88			
2008/09-PRE	tubing Blank	srgt equip blank, rec	10/8/2008	PCB	PCB 112	n/a	=	99	%	EPA 625m	-88	-88	52	144	
2008/09-PRE	Lab	LCS	10/8/2008	PCB	PCB 114	n/a	=	0.1698	µg/L	EPA 625m	0.001	0.005			
2008/09-PRE	Lab	LCS dup	10/8/2008	PCB	PCB 114	n/a	=	0.1807	µg/L	EPA 625m	0.001	0.005			
2008/09-PRE	Lab	LCS dup, rec	10/8/2008	PCB	PCB 114	n/a	=	100	%	EPA 625m	-88	-88	76	117	
2008/09-PRE	Lab	LCS, rec	10/8/2008	PCB	PCB 114	n/a	=	94	%	EPA 625m	-88	-88	76	117	
2008/09-PRE	Lab	LCS, RPD	10/8/2008	PCB	PCB 114	n/a	=	6	%	EPA 625m	-88	-88	0	30	
2008/09-PRE	Lab	method blank	10/8/2008	PCB	PCB 114	n/a	<	0.001	µg/L	EPA 625m	0.001	0.005			
2008/09-PRE	tubing Blank	equip blank	10/8/2008	PCB	PCB 114	n/a	<	0.001	µg/L	EPA 625m	0.001	0.005			
2008/09-PRE	Lab	LCS	10/8/2008	PCB	PCB 118	n/a	=	0.1769	µg/L	EPA 625m	0.001	0.005			
2008/09-PRE	Lab	LCS dup	10/8/2008	PCB	PCB 118	n/a	=	0.1857	µg/L	EPA 625m	0.001	0.005			
2008/09-PRE	Lab	LCS dup, rec	10/8/2008	PCB	PCB 118	n/a	=	103	%	EPA 625m	-88	-88	73	111	
2008/09-PRE	Lab	LCS, rec	10/8/2008	PCB	PCB 118	n/a	=	98	%	EPA 625m	-88	-88	73	111	
2008/09-PRE	Lab	LCS, RPD	10/8/2008	PCB	PCB 118	n/a	=	5	%	EPA 625m	-88	-88	0	30	
2008/09-PRE	Lab	method blank	10/8/2008	PCB	PCB 118	n/a	<	0.001	µg/L	EPA 625m	0.001	0.005			
2008/09-PRE	tubing Blank	equip blank	10/8/2008	PCB	PCB 118	n/a	<	0.001	µg/L	EPA 625m	0.001	0.005			
2008/09-PRE	Lab	LCS	10/8/2008	PCB	PCB 119	n/a	=	0.1916	µg/L	EPA 625m	0.001	0.005			
2008/09-PRE	Lab	LCS dup	10/8/2008	PCB	PCB 119	n/a	=	0.1865	µg/L	EPA 625m	0.001	0.005			
2008/09-PRE	Lab	LCS dup, rec	10/8/2008	PCB	PCB 119	n/a	=	103	%	EPA 625m	-88	-88	66	118	
2008/09-PRE	Lab	LCS, rec	10/8/2008	PCB	PCB 119	n/a	=	106	%	EPA 625m	-88	-88	66	118	
2008/09-PRE	Lab	LCS, RPD	10/8/2008	PCB	PCB 119	n/a	=	3	%	EPA 625m	-88	-88	0	30	
2008/09-PRE	Lab	method blank	10/8/2008	PCB	PCB 119	n/a	<	0.001	µg/L	EPA 625m	0.001	0.005			
2008/09-PRE	tubing Blank	equip blank	10/8/2008	PCB	PCB 119	n/a	<	0.001	µg/L	EPA 625m	0.001	0.005			
2008/09-PRE	Lab	LCS	10/8/2008	PCB	PCB 123	n/a	=	0.1803	µg/L	EPA 625m	0.001	0.005			
2008/09-PRE	Lab	LCS dup	10/8/2008	PCB	PCB 123	n/a	=	0.1862	µg/L	EPA 625m	0.001	0.005			
2008/09-PRE	Lab	LCS dup, rec	10/8/2008	PCB	PCB 123	n/a	=	103	%	EPA 625m	-88	-88	73	120	
2008/09-PRE	Lab	LCS, rec	10/8/2008	PCB	PCB 123	n/a	=	100	%	EPA 625m	-88	-88	73	120	
2008/09-PRE	Lab	LCS, RPD	10/8/2008	PCB	PCB 123	n/a	=	3	%	EPA 625m	-88	-88	0	30	
2008/09-PRE	Lab	method blank	10/8/2008	PCB	PCB 123	n/a	<	0.001	µg/L	EPA 625m	0.001	0.005			
2008/09-PRE	tubing Blank	equip blank	10/8/2008	PCB	PCB 123	n/a	<	0.001	µg/L	EPA 625m	0.001	0.005			
2008/09-PRE	Lab	LCS	10/8/2008	PCB	PCB 126	n/a	=	0.1579	µg/L	EPA 625m	0.001	0.005			
2008/09-PRE	Lab	LCS dup	10/8/2008	PCB	PCB 126	n/a	=	0.169	µg/L	EPA 625m	0.001	0.005			

Appendix G
2008/09 QA/QC Analysis Results

Event ID	Site ID	QA/QC Sample Type	Analysis Date	Classification	Constituent	Fraction	Sign	Result	Units	Method	MDL	RL	QA LCL	QA UCL	DQO Comp.
2008/09-PRE	Lab	LCS dup, rec	10/8/2008	PCB	PCB 126	n/a	=	94	%	EPA 625m	-88	-88	76	123	
2008/09-PRE	Lab	LCS, rec	10/8/2008	PCB	PCB 126	n/a	=	87	%	EPA 625m	-88	-88	76	123	
2008/09-PRE	Lab	LCS, RPD	10/8/2008	PCB	PCB 126	n/a	=	8	%	EPA 625m	-88	-88	0	30	
2008/09-PRE	Lab	method blank	10/8/2008	PCB	PCB 126	n/a	<	0.001	µg/L	EPA 625m	0.001	0.005			
2008/09-PRE	tubing Blank	equip blank	10/8/2008	PCB	PCB 126	n/a	<	0.001	µg/L	EPA 625m	0.001	0.005			
2008/09-PRE	Lab	LCS	10/8/2008	PCB	PCB 128	n/a	=	0.1813	µg/L	EPA 625m	0.001	0.005			
2008/09-PRE	Lab	LCS dup	10/8/2008	PCB	PCB 128	n/a	=	0.1891	µg/L	EPA 625m	0.001	0.005			
2008/09-PRE	Lab	LCS dup, rec	10/8/2008	PCB	PCB 128	n/a	=	105	%	EPA 625m	-88	-88	63	136	
2008/09-PRE	Lab	LCS, rec	10/8/2008	PCB	PCB 128	n/a	=	100	%	EPA 625m	-88	-88	63	136	
2008/09-PRE	Lab	LCS, RPD	10/8/2008	PCB	PCB 128	n/a	=	5	%	EPA 625m	-88	-88	0	30	
2008/09-PRE	Lab	method blank	10/8/2008	PCB	PCB 128	n/a	<	0.001	µg/L	EPA 625m	0.001	0.005			
2008/09-PRE	tubing Blank	equip blank	10/8/2008	PCB	PCB 128	n/a	<	0.001	µg/L	EPA 625m	0.001	0.005			
2008/09-PRE	Lab	LCS	10/8/2008	PCB	PCB 138	n/a	=	0.1712	µg/L	EPA 625m	0.001	0.005			
2008/09-PRE	Lab	LCS dup	10/8/2008	PCB	PCB 138	n/a	=	0.1693	µg/L	EPA 625m	0.001	0.005			
2008/09-PRE	Lab	LCS dup, rec	10/8/2008	PCB	PCB 138	n/a	=	94	%	EPA 625m	-88	-88	68	119	
2008/09-PRE	Lab	LCS, rec	10/8/2008	PCB	PCB 138	n/a	=	95	%	EPA 625m	-88	-88	68	119	
2008/09-PRE	Lab	LCS, RPD	10/8/2008	PCB	PCB 138	n/a	=	1	%	EPA 625m	-88	-88	0	30	
2008/09-PRE	Lab	method blank	10/8/2008	PCB	PCB 138	n/a	<	0.001	µg/L	EPA 625m	0.001	0.005			
2008/09-PRE	tubing Blank	equip blank	10/8/2008	PCB	PCB 138	n/a	<	0.001	µg/L	EPA 625m	0.001	0.005			
2008/09-PRE	Lab	LCS	10/8/2008	PCB	PCB 141	n/a	=	0.1821	µg/L	EPA 625m	0.001	0.005			
2008/09-PRE	Lab	LCS dup	10/8/2008	PCB	PCB 141	n/a	=	0.1914	µg/L	EPA 625m	0.001	0.005			
2008/09-PRE	Lab	LCS dup, rec	10/8/2008	PCB	PCB 141	n/a	=	106	%	EPA 625m	-88	-88	61	130	
2008/09-PRE	Lab	LCS, rec	10/8/2008	PCB	PCB 141	n/a	=	101	%	EPA 625m	-88	-88	61	130	
2008/09-PRE	Lab	LCS, RPD	10/8/2008	PCB	PCB 141	n/a	=	5	%	EPA 625m	-88	-88	0	30	
2008/09-PRE	Lab	method blank	10/8/2008	PCB	PCB 141	n/a	<	0.001	µg/L	EPA 625m	0.001	0.005			
2008/09-PRE	tubing Blank	equip blank	10/8/2008	PCB	PCB 141	n/a	<	0.001	µg/L	EPA 625m	0.001	0.005			
2008/09-PRE	Lab	LCS	10/8/2008	PCB	PCB 149	n/a	=	0.193	µg/L	EPA 625m	0.001	0.005			
2008/09-PRE	Lab	LCS dup	10/8/2008	PCB	PCB 149	n/a	=	0.1922	µg/L	EPA 625m	0.001	0.005			
2008/09-PRE	Lab	LCS dup, rec	10/8/2008	PCB	PCB 149	n/a	=	106	%	EPA 625m	-88	-88	65	119	
2008/09-PRE	Lab	LCS, rec	10/8/2008	PCB	PCB 149	n/a	=	107	%	EPA 625m	-88	-88	65	119	
2008/09-PRE	Lab	LCS, RPD	10/8/2008	PCB	PCB 149	n/a	=	1	%	EPA 625m	-88	-88	0	30	
2008/09-PRE	Lab	method blank	10/8/2008	PCB	PCB 149	n/a	<	0.001	µg/L	EPA 625m	0.001	0.005			
2008/09-PRE	tubing Blank	equip blank	10/8/2008	PCB	PCB 149	n/a	<	0.001	µg/L	EPA 625m	0.001	0.005			
2008/09-PRE	Lab	LCS	10/8/2008	PCB	PCB 151	n/a	=	0.2025	µg/L	EPA 625m	0.001	0.005			
2008/09-PRE	Lab	LCS dup	10/8/2008	PCB	PCB 151	n/a	=	0.1846	µg/L	EPA 625m	0.001	0.005			
2008/09-PRE	Lab	LCS dup, rec	10/8/2008	PCB	PCB 151	n/a	=	102	%	EPA 625m	-88	-88	70	116	
2008/09-PRE	Lab	LCS, rec	10/8/2008	PCB	PCB 151	n/a	=	112	%	EPA 625m	-88	-88	70	116	
2008/09-PRE	Lab	LCS, RPD	10/8/2008	PCB	PCB 151	n/a	=	9	%	EPA 625m	-88	-88	0	30	
2008/09-PRE	Lab	method blank	10/8/2008	PCB	PCB 151	n/a	<	0.001	µg/L	EPA 625m	0.001	0.005			
2008/09-PRE	tubing Blank	equip blank	10/8/2008	PCB	PCB 151	n/a	<	0.001	µg/L	EPA 625m	0.001	0.005			
2008/09-PRE	Lab	LCS	10/8/2008	PCB	PCB 153	n/a	=	0.1749	µg/L	EPA 625m	0.001	0.005			
2008/09-PRE	Lab	LCS dup	10/8/2008	PCB	PCB 153	n/a	=	0.1808	µg/L	EPA 625m	0.001	0.005			
2008/09-PRE	Lab	LCS dup, rec	10/8/2008	PCB	PCB 153	n/a	=	100	%	EPA 625m	-88	-88	76	109	
2008/09-PRE	Lab	LCS, rec	10/8/2008	PCB	PCB 153	n/a	=	97	%	EPA 625m	-88	-88	76	109	
2008/09-PRE	Lab	LCS, RPD	10/8/2008	PCB	PCB 153	n/a	=	3	%	EPA 625m	-88	-88	0	30	
2008/09-PRE	Lab	method blank	10/8/2008	PCB	PCB 153	n/a	<	0.001	µg/L	EPA 625m	0.001	0.005			
2008/09-PRE	tubing Blank	equip blank	10/8/2008	PCB	PCB 153	n/a	<	0.001	µg/L	EPA 625m	0.001	0.005			
2008/09-PRE	Lab	LCS	10/8/2008	PCB	PCB 156	n/a	=	0.1613	µg/L	EPA 625m	0.001	0.005			
2008/09-PRE	Lab	LCS dup	10/8/2008	PCB	PCB 156	n/a	=	0.1701	µg/L	EPA 625m	0.001	0.005			
2008/09-PRE	Lab	LCS dup, rec	10/8/2008	PCB	PCB 156	n/a	=	94	%	EPA 625m	-88	-88	71	118	
2008/09-PRE	Lab	LCS, rec	10/8/2008	PCB	PCB 156	n/a	=	89	%	EPA 625m	-88	-88	71	118	
2008/09-PRE	Lab	LCS, RPD	10/8/2008	PCB	PCB 156	n/a	=	5	%	EPA 625m	-88	-88	0	30	
2008/09-PRE	Lab	method blank	10/8/2008	PCB	PCB 156	n/a	<	0.001	µg/L	EPA 625m	0.001	0.005			
2008/09-PRE	tubing Blank	equip blank	10/8/2008	PCB	PCB 156	n/a	<	0.001	µg/L	EPA 625m	0.001	0.005			
2008/09-PRE	Lab	LCS	10/8/2008	PCB	PCB 157	n/a	=	0.1712	µg/L	EPA 625m	0.001	0.005			
2008/09-PRE	Lab	LCS dup	10/8/2008	PCB	PCB 157	n/a	=	0.1777	µg/L	EPA 625m	0.001	0.005			

Appendix G
2008/09 QA/QC Analysis Results

Event ID	Site ID	QA/QC Sample Type	Analysis Date	Classification	Constituent	Fraction	Sign	Result	Units	Method	MDL	RL	QA LCL	QA UCL	DQO Comp.
2008/09-PRE	Lab	LCS dup, rec	10/8/2008	PCB	PCB 157	n/a	=	98	%	EPA 625m	-88	-88	69	115	
2008/09-PRE	Lab	LCS, rec	10/8/2008	PCB	PCB 157	n/a	=	95	%	EPA 625m	-88	-88	69	115	
2008/09-PRE	Lab	LCS, RPD	10/8/2008	PCB	PCB 157	n/a	=	3	%	EPA 625m	-88	-88	0	30	
2008/09-PRE	Lab	method blank	10/8/2008	PCB	PCB 157	n/a	<	0.001	µg/L	EPA 625m	0.001	0.005			
2008/09-PRE	tubing Blank	equip blank	10/8/2008	PCB	PCB 157	n/a	<	0.001	µg/L	EPA 625m	0.001	0.005			
2008/09-PRE	Lab	LCS	10/8/2008	PCB	PCB 158	n/a	=	0.1753	µg/L	EPA 625m	0.001	0.005			
2008/09-PRE	Lab	LCS dup	10/8/2008	PCB	PCB 158	n/a	=	0.1719	µg/L	EPA 625m	0.001	0.005			
2008/09-PRE	Lab	LCS dup, rec	10/8/2008	PCB	PCB 158	n/a	=	95	%	EPA 625m	-88	-88	71	120	
2008/09-PRE	Lab	LCS, rec	10/8/2008	PCB	PCB 158	n/a	=	97	%	EPA 625m	-88	-88	71	120	
2008/09-PRE	Lab	LCS, RPD	10/8/2008	PCB	PCB 158	n/a	=	2	%	EPA 625m	-88	-88	0	30	
2008/09-PRE	Lab	method blank	10/8/2008	PCB	PCB 158	n/a	<	0.001	µg/L	EPA 625m	0.001	0.005			
2008/09-PRE	tubing Blank	equip blank	10/8/2008	PCB	PCB 158	n/a	<	0.001	µg/L	EPA 625m	0.001	0.005			
2008/09-PRE	Lab	LCS	10/8/2008	PCB	PCB 167	n/a	=	0.168	µg/L	EPA 625m	0.001	0.005			
2008/09-PRE	Lab	LCS dup	10/8/2008	PCB	PCB 167	n/a	=	0.183	µg/L	EPA 625m	0.001	0.005			
2008/09-PRE	Lab	LCS dup, rec	10/8/2008	PCB	PCB 167	n/a	=	101	%	EPA 625m	-88	-88	63	117	
2008/09-PRE	Lab	LCS, rec	10/8/2008	PCB	PCB 167	n/a	=	93	%	EPA 625m	-88	-88	63	117	
2008/09-PRE	Lab	LCS, RPD	10/8/2008	PCB	PCB 167	n/a	=	8	%	EPA 625m	-88	-88	0	30	
2008/09-PRE	Lab	method blank	10/8/2008	PCB	PCB 167	n/a	<	0.001	µg/L	EPA 625m	0.001	0.005			
2008/09-PRE	tubing Blank	equip blank	10/8/2008	PCB	PCB 167	n/a	<	0.001	µg/L	EPA 625m	0.001	0.005			
2008/09-PRE	Lab	LCS	10/8/2008	PCB	PCB 168 + 132	n/a	=	0.367	µg/L	EPA 625m	0.001	0.005			
2008/09-PRE	Lab	LCS dup	10/8/2008	PCB	PCB 168 + 132	n/a	=	0.3711	µg/L	EPA 625m	0.001	0.005			
2008/09-PRE	Lab	LCS dup, rec	10/8/2008	PCB	PCB 168 + 132	n/a	=	103	%	EPA 625m	-88	-88	67	116	
2008/09-PRE	Lab	LCS, rec	10/8/2008	PCB	PCB 168 + 132	n/a	=	102	%	EPA 625m	-88	-88	67	116	
2008/09-PRE	Lab	LCS, RPD	10/8/2008	PCB	PCB 168 + 132	n/a	=	1	%	EPA 625m	-88	-88	0	30	
2008/09-PRE	Lab	method blank	10/8/2008	PCB	PCB 168 + 132	n/a	<	0.001	µg/L	EPA 625m	0.001	0.005			
2008/09-PRE	tubing Blank	equip blank	10/8/2008	PCB	PCB 168 + 132	n/a	<	0.001	µg/L	EPA 625m	0.001	0.005			
2008/09-PRE	Lab	LCS	10/8/2008	PCB	PCB 169	n/a	=	0.1562	µg/L	EPA 625m	0.001	0.005			
2008/09-PRE	Lab	LCS dup	10/8/2008	PCB	PCB 169	n/a	=	0.1661	µg/L	EPA 625m	0.001	0.005			
2008/09-PRE	Lab	LCS dup, rec	10/8/2008	PCB	PCB 169	n/a	=	92	%	EPA 625m	-88	-88	73	128	
2008/09-PRE	Lab	LCS, rec	10/8/2008	PCB	PCB 169	n/a	=	87	%	EPA 625m	-88	-88	73	128	
2008/09-PRE	Lab	LCS, RPD	10/8/2008	PCB	PCB 169	n/a	=	6	%	EPA 625m	-88	-88	0	30	
2008/09-PRE	Lab	method blank	10/8/2008	PCB	PCB 169	n/a	<	0.001	µg/L	EPA 625m	0.001	0.005			
2008/09-PRE	tubing Blank	equip blank	10/8/2008	PCB	PCB 169	n/a	<	0.001	µg/L	EPA 625m	0.001	0.005			
2008/09-PRE	Lab	LCS	10/8/2008	PCB	PCB 170	n/a	=	0.1758	µg/L	EPA 625m	0.001	0.005			
2008/09-PRE	Lab	LCS dup	10/8/2008	PCB	PCB 170	n/a	=	0.1625	µg/L	EPA 625m	0.001	0.005			
2008/09-PRE	Lab	LCS dup, rec	10/8/2008	PCB	PCB 170	n/a	=	90	%	EPA 625m	-88	-88	61	129	
2008/09-PRE	Lab	LCS, rec	10/8/2008	PCB	PCB 170	n/a	=	97	%	EPA 625m	-88	-88	61	129	
2008/09-PRE	Lab	LCS, RPD	10/8/2008	PCB	PCB 170	n/a	=	7	%	EPA 625m	-88	-88	0	30	
2008/09-PRE	Lab	method blank	10/8/2008	PCB	PCB 170	n/a	<	0.001	µg/L	EPA 625m	0.001	0.005			
2008/09-PRE	tubing Blank	equip blank	10/8/2008	PCB	PCB 170	n/a	<	0.001	µg/L	EPA 625m	0.001	0.005			
2008/09-PRE	Lab	LCS	10/8/2008	PCB	PCB 174	n/a	=	0.1843	µg/L	EPA 625m	0.001	0.005			
2008/09-PRE	Lab	LCS dup	10/8/2008	PCB	PCB 174	n/a	=	0.1706	µg/L	EPA 625m	0.001	0.005			
2008/09-PRE	Lab	LCS dup, rec	10/8/2008	PCB	PCB 174	n/a	=	95	%	EPA 625m	-88	-88	54	131	
2008/09-PRE	Lab	LCS, rec	10/8/2008	PCB	PCB 174	n/a	=	102	%	EPA 625m	-88	-88	54	131	
2008/09-PRE	Lab	LCS, RPD	10/8/2008	PCB	PCB 174	n/a	=	8	%	EPA 625m	-88	-88	0	30	
2008/09-PRE	Lab	method blank	10/8/2008	PCB	PCB 174	n/a	<	0.001	µg/L	EPA 625m	0.001	0.005			
2008/09-PRE	tubing Blank	equip blank	10/8/2008	PCB	PCB 174	n/a	<	0.001	µg/L	EPA 625m	0.001	0.005			
2008/09-PRE	Lab	LCS	10/8/2008	PCB	PCB 177	n/a	=	0.1667	µg/L	EPA 625m	0.001	0.005			
2008/09-PRE	Lab	LCS dup	10/8/2008	PCB	PCB 177	n/a	=	0.1804	µg/L	EPA 625m	0.001	0.005			
2008/09-PRE	Lab	LCS dup, rec	10/8/2008	PCB	PCB 177	n/a	=	100	%	EPA 625m	-88	-88	69	127	
2008/09-PRE	Lab	LCS, rec	10/8/2008	PCB	PCB 177	n/a	=	92	%	EPA 625m	-88	-88	69	127	
2008/09-PRE	Lab	LCS, RPD	10/8/2008	PCB	PCB 177	n/a	=	8	%	EPA 625m	-88	-88	0	30	
2008/09-PRE	Lab	method blank	10/8/2008	PCB	PCB 177	n/a	<	0.001	µg/L	EPA 625m	0.001	0.005			
2008/09-PRE	tubing Blank	equip blank	10/8/2008	PCB	PCB 177	n/a	<	0.001	µg/L	EPA 625m	0.001	0.005			
2008/09-PRE	Lab	LCS	10/8/2008	PCB	PCB 180	n/a	=	0.1614	µg/L	EPA 625m	0.001	0.005			
2008/09-PRE	Lab	LCS dup	10/8/2008	PCB	PCB 180	n/a	=	0.1615	µg/L	EPA 625m	0.001	0.005			

Appendix G
2008/09 QA/QC Analysis Results

Event ID	Site ID	QA/QC Sample Type	Analysis Date	Classification	Constituent	Fraction	Sign	Result	Units	Method	MDL	RL	QA LCL	QA UCL	DQO Comp.
2008/09-PRE	Lab	LCS dup, rec	10/8/2008	PCB	PCB 180	n/a	=	89	%	EPA 625m	-88	-88	65	126	
2008/09-PRE	Lab	LCS, rec	10/8/2008	PCB	PCB 180	n/a	=	89	%	EPA 625m	-88	-88	65	126	
2008/09-PRE	Lab	LCS, RPD	10/8/2008	PCB	PCB 180	n/a	=	0	%	EPA 625m	-88	-88	0	30	
2008/09-PRE	Lab	method blank	10/8/2008	PCB	PCB 180	n/a	<	0.001	µg/L	EPA 625m	0.001	0.005			
2008/09-PRE	tubing Blan	equip blank	10/8/2008	PCB	PCB 180	n/a	<	0.001	µg/L	EPA 625m	0.001	0.005			
2008/09-PRE	Lab	LCS	10/8/2008	PCB	PCB 183	n/a	=	0.1861	µg/L	EPA 625m	0.001	0.005			
2008/09-PRE	Lab	LCS dup	10/8/2008	PCB	PCB 183	n/a	=	0.1713	µg/L	EPA 625m	0.001	0.005			
2008/09-PRE	Lab	LCS dup, rec	10/8/2008	PCB	PCB 183	n/a	=	95	%	EPA 625m	-88	-88	71	113	
2008/09-PRE	Lab	LCS, rec	10/8/2008	PCB	PCB 183	n/a	=	103	%	EPA 625m	-88	-88	71	113	
2008/09-PRE	Lab	LCS, RPD	10/8/2008	PCB	PCB 183	n/a	=	8	%	EPA 625m	-88	-88	0	30	
2008/09-PRE	Lab	method blank	10/8/2008	PCB	PCB 183	n/a	<	0.001	µg/L	EPA 625m	0.001	0.005			
2008/09-PRE	tubing Blan	equip blank	10/8/2008	PCB	PCB 183	n/a	<	0.001	µg/L	EPA 625m	0.001	0.005			
2008/09-PRE	Lab	LCS	10/8/2008	PCB	PCB 187	n/a	=	0.1911	µg/L	EPA 625m	0.001	0.005			
2008/09-PRE	Lab	LCS dup	10/8/2008	PCB	PCB 187	n/a	=	0.1873	µg/L	EPA 625m	0.001	0.005			
2008/09-PRE	Lab	LCS dup, rec	10/8/2008	PCB	PCB 187	n/a	=	104	%	EPA 625m	-88	-88	63	123	
2008/09-PRE	Lab	LCS, rec	10/8/2008	PCB	PCB 187	n/a	=	106	%	EPA 625m	-88	-88	63	123	
2008/09-PRE	Lab	LCS, RPD	10/8/2008	PCB	PCB 187	n/a	=	2	%	EPA 625m	-88	-88	0	30	
2008/09-PRE	Lab	method blank	10/8/2008	PCB	PCB 187	n/a	<	0.001	µg/L	EPA 625m	0.001	0.005			
2008/09-PRE	tubing Blan	equip blank	10/8/2008	PCB	PCB 187	n/a	<	0.001	µg/L	EPA 625m	0.001	0.005			
2008/09-PRE	Lab	LCS	10/8/2008	PCB	PCB 189	n/a	=	0.1586	µg/L	EPA 625m	0.001	0.005			
2008/09-PRE	Lab	LCS dup	10/8/2008	PCB	PCB 189	n/a	=	0.1689	µg/L	EPA 625m	0.001	0.005			
2008/09-PRE	Lab	LCS dup, rec	10/8/2008	PCB	PCB 189	n/a	=	94	%	EPA 625m	-88	-88	69	123	
2008/09-PRE	Lab	LCS, rec	10/8/2008	PCB	PCB 189	n/a	=	88	%	EPA 625m	-88	-88	69	123	
2008/09-PRE	Lab	LCS, RPD	10/8/2008	PCB	PCB 189	n/a	=	7	%	EPA 625m	-88	-88	0	30	
2008/09-PRE	Lab	method blank	10/8/2008	PCB	PCB 189	n/a	<	0.001	µg/L	EPA 625m	0.001	0.005			
2008/09-PRE	tubing Blan	equip blank	10/8/2008	PCB	PCB 189	n/a	<	0.001	µg/L	EPA 625m	0.001	0.005			
2008/09-PRE	Lab	LCS	10/8/2008	PCB	PCB 194	n/a	=	0.1577	µg/L	EPA 625m	0.001	0.005			
2008/09-PRE	Lab	LCS dup	10/8/2008	PCB	PCB 194	n/a	=	0.1627	µg/L	EPA 625m	0.001	0.005			
2008/09-PRE	Lab	LCS dup, rec	10/8/2008	PCB	PCB 194	n/a	=	90	%	EPA 625m	-88	-88	65	126	
2008/09-PRE	Lab	LCS, rec	10/8/2008	PCB	PCB 194	n/a	=	87	%	EPA 625m	-88	-88	65	126	
2008/09-PRE	Lab	LCS, RPD	10/8/2008	PCB	PCB 194	n/a	=	3	%	EPA 625m	-88	-88	0	30	
2008/09-PRE	Lab	method blank	10/8/2008	PCB	PCB 194	n/a	<	0.001	µg/L	EPA 625m	0.001	0.005			
2008/09-PRE	tubing Blan	equip blank	10/8/2008	PCB	PCB 194	n/a	<	0.001	µg/L	EPA 625m	0.001	0.005			
2008/09-PRE	Lab	LCS	10/8/2008	PCB	PCB 195	n/a	=	0.1505	µg/L	EPA 625m	0.001	0.005			
2008/09-PRE	Lab	LCS dup	10/8/2008	PCB	PCB 195	n/a	=	0.1615	µg/L	EPA 625m	0.001	0.005			
2008/09-PRE	Lab	LCS dup, rec	10/8/2008	PCB	PCB 195	n/a	=	102	%	EPA 625m	-88	-88	67	132	
2008/09-PRE	Lab	LCS, rec	10/8/2008	PCB	PCB 195	n/a	=	95	%	EPA 625m	-88	-88	67	132	
2008/09-PRE	Lab	LCS, RPD	10/8/2008	PCB	PCB 195	n/a	=	7	%	EPA 625m	-88	-88	0	30	
2008/09-PRE	Lab	method blank	10/8/2008	PCB	PCB 195	n/a	<	0.001	µg/L	EPA 625m	0.001	0.005			
2008/09-PRE	tubing Blan	equip blank	10/8/2008	PCB	PCB 195	n/a	<	0.001	µg/L	EPA 625m	0.001	0.005			
2008/09-PRE	Lab	srgt LCS	10/8/2008	PCB	PCB 198	n/a	=	0.093	µg/L	EPA 625m	-88	-88	55	146	
2008/09-PRE	Lab	srgt LCS dup	10/8/2008	PCB	PCB 198	n/a	=	0.101	µg/L	EPA 625m	-88	-88	55	146	
2008/09-PRE	Lab	srgt LCS dup, rec	10/8/2008	PCB	PCB 198	n/a	=	101	%	EPA 625m	-88	-88	55	146	
2008/09-PRE	Lab	srgt LCS, rec	10/8/2008	PCB	PCB 198	n/a	=	93	%	EPA 625m	-88	-88	55	146	
2008/09-PRE	Lab	srgt LCS, RPD	10/8/2008	PCB	PCB 198	n/a	=	8	%	EPA 625m	-88	-88	0	30	
2008/09-PRE	Lab	srgt method blank	10/8/2008	PCB	PCB 198	n/a	=	0.096	µg/L	EPA 625m	-88	-88			
2008/09-PRE	Lab	srgt method blank, rec	10/8/2008	PCB	PCB 198	n/a	=	96	%	EPA 625m	-88	-88	55	146	
2008/09-PRE	tubing Blan	srgt equip blank	10/8/2008	PCB	PCB 198	n/a	=	0.1	µg/L	EPA 625m	-88	-88			
2008/09-PRE	tubing Blan	srgt equip blank, rec	10/8/2008	PCB	PCB 198	n/a	=	100	%	EPA 625m	-88	-88	55	146	
2008/09-PRE	Lab	LCS	10/8/2008	PCB	PCB 200	n/a	=	0.1768	µg/L	EPA 625m	0.001	0.005			
2008/09-PRE	Lab	LCS dup	10/8/2008	PCB	PCB 200	n/a	=	0.1851	µg/L	EPA 625m	0.001	0.005			
2008/09-PRE	Lab	LCS dup, rec	10/8/2008	PCB	PCB 200	n/a	=	103	%	EPA 625m	-88	-88	65	117	
2008/09-PRE	Lab	LCS, rec	10/8/2008	PCB	PCB 200	n/a	=	98	%	EPA 625m	-88	-88	65	117	
2008/09-PRE	Lab	LCS, RPD	10/8/2008	PCB	PCB 200	n/a	=	5	%	EPA 625m	-88	-88	0	30	
2008/09-PRE	Lab	method blank	10/8/2008	PCB	PCB 200	n/a	<	0.001	µg/L	EPA 625m	0.001	0.005			
2008/09-PRE	tubing Blan	equip blank	10/8/2008	PCB	PCB 200	n/a	<	0.001	µg/L	EPA 625m	0.001	0.005			

Appendix G
2008/09 QA/QC Analysis Results

Event ID	Site ID	QA/QC Sample Type	Analysis Date	Classification	Constituent	Fraction	Sign	Result	Units	Method	MDL	RL	QA LCL	QA UCL	DQO Comp.
2008/09-PRE	Lab	LCS	10/8/2008	PCB	PCB 201	n/a	=	0.1643	µg/L	EPA 625m	0.001	0.005			
2008/09-PRE	Lab	LCS dup	10/8/2008	PCB	PCB 201	n/a	=	0.1741	µg/L	EPA 625m	0.001	0.005			
2008/09-PRE	Lab	LCS dup, rec	10/8/2008	PCB	PCB 201	n/a	=	96	%	EPA 625m	-88	-88	70	127	
2008/09-PRE	Lab	LCS, rec	10/8/2008	PCB	PCB 201	n/a	=	91	%	EPA 625m	-88	-88	70	127	
2008/09-PRE	Lab	LCS, RPD	10/8/2008	PCB	PCB 201	n/a	=	5	%	EPA 625m	-88	-88	0	30	
2008/09-PRE	Lab	method blank	10/8/2008	PCB	PCB 201	n/a	<	0.001	µg/L	EPA 625m	0.001	0.005			
2008/09-PRE	ubing Blan	equip blank	10/8/2008	PCB	PCB 201	n/a	<	0.001	µg/L	EPA 625m	0.001	0.005			
2008/09-PRE	Lab	LCS	10/8/2008	PCB	PCB 203	n/a	=	0.1543	µg/L	EPA 625m	0.001	0.005			
2008/09-PRE	Lab	LCS dup	10/8/2008	PCB	PCB 203	n/a	=	0.1705	µg/L	EPA 625m	0.001	0.005			
2008/09-PRE	Lab	LCS dup, rec	10/8/2008	PCB	PCB 203	n/a	=	94	%	EPA 625m	-88	-88	60	125	
2008/09-PRE	Lab	LCS, rec	10/8/2008	PCB	PCB 203	n/a	=	85	%	EPA 625m	-88	-88	60	125	
2008/09-PRE	Lab	LCS, RPD	10/8/2008	PCB	PCB 203	n/a	=	10	%	EPA 625m	-88	-88	0	30	
2008/09-PRE	Lab	method blank	10/8/2008	PCB	PCB 203	n/a	<	0.001	µg/L	EPA 625m	0.001	0.005			
2008/09-PRE	ubing Blan	equip blank	10/8/2008	PCB	PCB 203	n/a	<	0.001	µg/L	EPA 625m	0.001	0.005			
2008/09-PRE	Lab	LCS	10/8/2008	PCB	PCB 206	n/a	=	0.1607	µg/L	EPA 625m	0.001	0.005			
2008/09-PRE	Lab	LCS dup	10/8/2008	PCB	PCB 206	n/a	=	0.1563	µg/L	EPA 625m	0.001	0.005			
2008/09-PRE	Lab	LCS dup, rec	10/8/2008	PCB	PCB 206	n/a	=	87	%	EPA 625m	-88	-88	65	126	
2008/09-PRE	Lab	LCS, rec	10/8/2008	PCB	PCB 206	n/a	=	89	%	EPA 625m	-88	-88	65	126	
2008/09-PRE	Lab	LCS, RPD	10/8/2008	PCB	PCB 206	n/a	=	2	%	EPA 625m	-88	-88	0	30	
2008/09-PRE	Lab	method blank	10/8/2008	PCB	PCB 206	n/a	<	0.001	µg/L	EPA 625m	0.001	0.005			
2008/09-PRE	ubing Blan	equip blank	10/8/2008	PCB	PCB 206	n/a	<	0.001	µg/L	EPA 625m	0.001	0.005			
2008/09-PRE	Lab	LCS	10/8/2008	PCB	PCB 209	n/a	=	0.1504	µg/L	EPA 625m	0.001	0.005			
2008/09-PRE	Lab	LCS dup	10/8/2008	PCB	PCB 209	n/a	=	0.1612	µg/L	EPA 625m	0.001	0.005			
2008/09-PRE	Lab	LCS dup, rec	10/8/2008	PCB	PCB 209	n/a	=	89	%	EPA 625m	-88	-88	64	128	
2008/09-PRE	Lab	LCS, rec	10/8/2008	PCB	PCB 209	n/a	=	83	%	EPA 625m	-88	-88	64	128	
2008/09-PRE	Lab	LCS, RPD	10/8/2008	PCB	PCB 209	n/a	=	7	%	EPA 625m	-88	-88	0	30	
2008/09-PRE	Lab	method blank	10/8/2008	PCB	PCB 209	n/a	<	0.001	µg/L	EPA 625m	0.001	0.005			
2008/09-PRE	ubing Blan	equip blank	10/8/2008	PCB	PCB 209	n/a	<	0.001	µg/L	EPA 625m	0.001	0.005			
2008/09-PRE	Lab	LCS	10/8/2008	Pesticide	2,4'-DDD	n/a	=	0.1912	µg/L	EPA 625m	0.001	0.005			
2008/09-PRE	Lab	LCS dup	10/8/2008	Pesticide	2,4'-DDD	n/a	=	0.1965	µg/L	EPA 625m	0.001	0.005			
2008/09-PRE	Lab	LCS dup, rec	10/8/2008	Pesticide	2,4'-DDD	n/a	=	87	%	EPA 625m	-88	-88	50	140	
2008/09-PRE	Lab	LCS, rec	10/8/2008	Pesticide	2,4'-DDD	n/a	=	85	%	EPA 625m	-88	-88	50	140	
2008/09-PRE	Lab	LCS, RPD	10/8/2008	Pesticide	2,4'-DDD	n/a	=	2	%	EPA 625m	-88	-88	0	30	
2008/09-PRE	Lab	method blank	10/8/2008	Pesticide	2,4'-DDD	n/a	<	0.001	µg/L	EPA 625m	0.001	0.005			
2008/09-PRE	ubing Blan	equip blank	10/8/2008	Pesticide	2,4'-DDD	n/a	<	0.001	µg/L	EPA 625m	0.001	0.005			
2008/09-PRE	Lab	LCS	10/8/2008	Pesticide	2,4'-DDE	n/a	=	0.208	µg/L	EPA 625m	0.001	0.005			
2008/09-PRE	Lab	LCS dup	10/8/2008	Pesticide	2,4'-DDE	n/a	=	0.2175	µg/L	EPA 625m	0.001	0.005			
2008/09-PRE	Lab	LCS dup, rec	10/8/2008	Pesticide	2,4'-DDE	n/a	=	96	%	EPA 625m	-88	-88	60	130	
2008/09-PRE	Lab	LCS, rec	10/8/2008	Pesticide	2,4'-DDE	n/a	=	92	%	EPA 625m	-88	-88	60	130	
2008/09-PRE	Lab	LCS, RPD	10/8/2008	Pesticide	2,4'-DDE	n/a	=	4	%	EPA 625m	-88	-88	0	30	
2008/09-PRE	Lab	method blank	10/8/2008	Pesticide	2,4'-DDE	n/a	<	0.001	µg/L	EPA 625m	0.001	0.005			
2008/09-PRE	ubing Blan	equip blank	10/8/2008	Pesticide	2,4'-DDE	n/a	<	0.001	µg/L	EPA 625m	0.001	0.005			
2008/09-PRE	Lab	LCS	10/8/2008	Pesticide	2,4'-DDT	n/a	=	0.2769	µg/L	EPA 625m	0.001	0.005			
2008/09-PRE	Lab	LCS dup	10/8/2008	Pesticide	2,4'-DDT	n/a	=	0.2858	µg/L	EPA 625m	0.001	0.005			
2008/09-PRE	Lab	LCS dup, rec	10/8/2008	Pesticide	2,4'-DDT	n/a	=	127	%	EPA 625m	-88	-88	40	130	
2008/09-PRE	Lab	LCS, rec	10/8/2008	Pesticide	2,4'-DDT	n/a	=	123	%	EPA 625m	-88	-88	40	130	
2008/09-PRE	Lab	LCS, RPD	10/8/2008	Pesticide	2,4'-DDT	n/a	=	3	%	EPA 625m	-88	-88	0	30	
2008/09-PRE	Lab	method blank	10/8/2008	Pesticide	2,4'-DDT	n/a	<	0.001	µg/L	EPA 625m	0.001	0.005			
2008/09-PRE	ubing Blan	equip blank	10/8/2008	Pesticide	2,4'-DDT	n/a	<	0.001	µg/L	EPA 625m	0.001	0.005			
2008/09-PRE	Lab	LCS	10/8/2008	Pesticide	4,4'-DDD	n/a	=	0.2134	µg/L	EPA 625m	0.001	0.005			
2008/09-PRE	Lab	LCS dup	10/8/2008	Pesticide	4,4'-DDD	n/a	=	0.2169	µg/L	EPA 625m	0.001	0.005			
2008/09-PRE	Lab	LCS dup, rec	10/8/2008	Pesticide	4,4'-DDD	n/a	=	96	%	EPA 625m	-88	-88	60	140	
2008/09-PRE	Lab	LCS, rec	10/8/2008	Pesticide	4,4'-DDD	n/a	=	95	%	EPA 625m	-88	-88	60	140	
2008/09-PRE	Lab	LCS, RPD	10/8/2008	Pesticide	4,4'-DDD	n/a	=	1	%	EPA 625m	-88	-88	0	30	
2008/09-PRE	Lab	method blank	10/8/2008	Pesticide	4,4'-DDD	n/a	<	0.001	µg/L	EPA 625m	0.001	0.005			
2008/09-PRE	ubing Blan	equip blank	10/8/2008	Pesticide	4,4'-DDD	n/a	<	0.001	µg/L	EPA 625m	0.001	0.005			

Appendix G
2008/09 QA/QC Analysis Results

Event ID	Site ID	QA/QC Sample Type	Analysis Date	Classification	Constituent	Fraction	Sign	Result	Units	Method	MDL	RL	QA LCL	QA UCL	DQO Comp.
2008/09-PRE	Lab	LCS	10/8/2008	Pesticide	4,4'-DDE	n/a	=	0.2299	µg/L	EPA 625m	0.001	0.005			
2008/09-PRE	Lab	LCS dup	10/8/2008	Pesticide	4,4'-DDE	n/a	=	0.2442	µg/L	EPA 625m	0.001	0.005			
2008/09-PRE	Lab	LCS dup, rec	10/8/2008	Pesticide	4,4'-DDE	n/a	=	108	%	EPA 625m	-88	-88	70	130	
2008/09-PRE	Lab	LCS, rec	10/8/2008	Pesticide	4,4'-DDE	n/a	=	102	%	EPA 625m	-88	-88	70	130	
2008/09-PRE	Lab	LCS, RPD	10/8/2008	Pesticide	4,4'-DDE	n/a	=	6	%	EPA 625m	-88	-88	0	30	
2008/09-PRE	Lab	method blank	10/8/2008	Pesticide	4,4'-DDE	n/a	<	0.001	µg/L	EPA 625m	0.001	0.005			
2008/09-PRE	ubing Blar	equip blank	10/8/2008	Pesticide	4,4'-DDE	n/a	<	0.001	µg/L	EPA 625m	0.001	0.005			
2008/09-PRE	Lab	LCS	10/8/2008	Pesticide	4,4'-DDT	n/a	=	0.251	µg/L	EPA 625m	0.001	0.005			
2008/09-PRE	Lab	LCS dup	10/8/2008	Pesticide	4,4'-DDT	n/a	=	0.2451	µg/L	EPA 625m	0.001	0.005			
2008/09-PRE	Lab	LCS dup, rec	10/8/2008	Pesticide	4,4'-DDT	n/a	=	109	%	EPA 625m	-88	-88	0	150	
2008/09-PRE	Lab	LCS, rec	10/8/2008	Pesticide	4,4'-DDT	n/a	=	111	%	EPA 625m	-88	-88	0	150	
2008/09-PRE	Lab	LCS, RPD	10/8/2008	Pesticide	4,4'-DDT	n/a	=	2	%	EPA 625m	-88	-88	0	30	
2008/09-PRE	Lab	method blank	10/8/2008	Pesticide	4,4'-DDT	n/a	<	0.001	µg/L	EPA 625m	0.001	0.005			
2008/09-PRE	ubing Blar	equip blank	10/8/2008	Pesticide	4,4'-DDT	n/a	<	0.001	µg/L	EPA 625m	0.001	0.005			
2008/09-PRE	Lab	LCS	10/8/2008	Pesticide	Aldrin	n/a	=	0.1993	µg/L	EPA 625m	0.001	0.005			
2008/09-PRE	Lab	LCS dup	10/8/2008	Pesticide	Aldrin	n/a	=	0.2036	µg/L	EPA 625m	0.001	0.005			
2008/09-PRE	Lab	LCS dup, rec	10/8/2008	Pesticide	Aldrin	n/a	=	90	%	EPA 625m	-88	-88	65	141	
2008/09-PRE	Lab	LCS, rec	10/8/2008	Pesticide	Aldrin	n/a	=	88	%	EPA 625m	-88	-88	65	141	
2008/09-PRE	Lab	LCS, RPD	10/8/2008	Pesticide	Aldrin	n/a	=	2	%	EPA 625m	-88	-88	0	30	
2008/09-PRE	Lab	method blank	10/8/2008	Pesticide	Aldrin	n/a	<	0.001	µg/L	EPA 625m	0.001	0.005			
2008/09-PRE	ubing Blar	equip blank	10/8/2008	Pesticide	Aldrin	n/a	<	0.001	µg/L	EPA 625m	0.001	0.005			
2008/09-PRE	Lab	LCS	10/8/2008	Pesticide	BHC-alpha	n/a	=	0.2323	µg/L	EPA 625m	0.001	0.005			
2008/09-PRE	Lab	LCS dup	10/8/2008	Pesticide	BHC-alpha	n/a	=	0.2247	µg/L	EPA 625m	0.001	0.005			
2008/09-PRE	Lab	LCS dup, rec	10/8/2008	Pesticide	BHC-alpha	n/a	=	100	%	EPA 625m	-88	-88	53	140	
2008/09-PRE	Lab	LCS, rec	10/8/2008	Pesticide	BHC-alpha	n/a	=	103	%	EPA 625m	-88	-88	53	140	
2008/09-PRE	Lab	LCS, RPD	10/8/2008	Pesticide	BHC-alpha	n/a	=	3	%	EPA 625m	-88	-88	0	30	
2008/09-PRE	Lab	method blank	10/8/2008	Pesticide	BHC-alpha	n/a	<	0.001	µg/L	EPA 625m	0.001	0.005			
2008/09-PRE	ubing Blar	equip blank	10/8/2008	Pesticide	BHC-alpha	n/a	<	0.001	µg/L	EPA 625m	0.001	0.005			
2008/09-PRE	Lab	LCS	10/8/2008	Pesticide	BHC-beta	n/a	=	0.2942	µg/L	EPA 625m	0.001	0.005			
2008/09-PRE	Lab	LCS dup	10/8/2008	Pesticide	BHC-beta	n/a	=	0.2836	µg/L	EPA 625m	0.001	0.005			
2008/09-PRE	Lab	LCS dup, rec	10/8/2008	Pesticide	BHC-beta	n/a	=	126	%	EPA 625m	-88	-88	48	145	
2008/09-PRE	Lab	LCS, rec	10/8/2008	Pesticide	BHC-beta	n/a	=	130	%	EPA 625m	-88	-88	48	145	
2008/09-PRE	Lab	LCS, RPD	10/8/2008	Pesticide	BHC-beta	n/a	=	3	%	EPA 625m	-88	-88	0	30	
2008/09-PRE	Lab	method blank	10/8/2008	Pesticide	BHC-beta	n/a	<	0.001	µg/L	EPA 625m	0.001	0.005			
2008/09-PRE	ubing Blar	equip blank	10/8/2008	Pesticide	BHC-beta	n/a	<	0.001	µg/L	EPA 625m	0.001	0.005			
2008/09-PRE	Lab	LCS	10/8/2008	Pesticide	BHC-delta	n/a	=	0.2412	µg/L	EPA 625m	0.001	0.005			
2008/09-PRE	Lab	LCS dup	10/8/2008	Pesticide	BHC-delta	n/a	=	0.2235	µg/L	EPA 625m	0.001	0.005			
2008/09-PRE	Lab	LCS dup, rec	10/8/2008	Pesticide	BHC-delta	n/a	=	99	%	EPA 625m	-88	-88	50	151	
2008/09-PRE	Lab	LCS, rec	10/8/2008	Pesticide	BHC-delta	n/a	=	107	%	EPA 625m	-88	-88	50	151	
2008/09-PRE	Lab	LCS, RPD	10/8/2008	Pesticide	BHC-delta	n/a	=	8	%	EPA 625m	-88	-88	0	30	
2008/09-PRE	Lab	method blank	10/8/2008	Pesticide	BHC-delta	n/a	<	0.001	µg/L	EPA 625m	0.001	0.005			
2008/09-PRE	ubing Blar	equip blank	10/8/2008	Pesticide	BHC-delta	n/a	<	0.001	µg/L	EPA 625m	0.001	0.005			
2008/09-PRE	Lab	LCS	10/8/2008	Pesticide	BHC-gamma (Lindane)	n/a	=	0.2258	µg/L	EPA 625m	0.001	0.005			
2008/09-PRE	Lab	LCS dup	10/8/2008	Pesticide	BHC-gamma (Lindane)	n/a	=	0.2378	µg/L	EPA 625m	0.001	0.005			
2008/09-PRE	Lab	LCS dup, rec	10/8/2008	Pesticide	BHC-gamma (Lindane)	n/a	=	105	%	EPA 625m	-88	-88	56	138	
2008/09-PRE	Lab	LCS, rec	10/8/2008	Pesticide	BHC-gamma (Lindane)	n/a	=	100	%	EPA 625m	-88	-88	56	138	
2008/09-PRE	Lab	LCS, RPD	10/8/2008	Pesticide	BHC-gamma (Lindane)	n/a	=	5	%	EPA 625m	-88	-88	0	30	
2008/09-PRE	Lab	method blank	10/8/2008	Pesticide	BHC-gamma (Lindane)	n/a	<	0.001	µg/L	EPA 625m	0.001	0.005			
2008/09-PRE	ubing Blar	equip blank	10/8/2008	Pesticide	BHC-gamma (Lindane)	n/a	<	0.001	µg/L	EPA 625m	0.001	0.005			
2008/09-PRE	Lab	LCS	10/8/2008	Pesticide	Bolstar	n/a	=	0.2344	µg/L	EPA 625m	0.002	0.004			
2008/09-PRE	Lab	LCS dup	10/8/2008	Pesticide	Bolstar	n/a	=	0.2403	µg/L	EPA 625m	0.002	0.004			
2008/09-PRE	Lab	LCS dup, rec	10/8/2008	Pesticide	Bolstar	n/a	=	106	%	EPA 625m	-88	-88	55	143	
2008/09-PRE	Lab	LCS, rec	10/8/2008	Pesticide	Bolstar	n/a	=	104	%	EPA 625m	-88	-88	55	143	
2008/09-PRE	Lab	LCS, RPD	10/8/2008	Pesticide	Bolstar	n/a	=	2	%	EPA 625m	-88	-88	0	30	
2008/09-PRE	Lab	method blank	10/8/2008	Pesticide	Bolstar	n/a	<	0.002	µg/L	EPA 625m	0.002	0.004			
2008/09-PRE	ubing Blar	equip blank	10/8/2008	Pesticide	Bolstar	n/a	<	0.002	µg/L	EPA 625m	0.002	0.004			

Appendix G
2008/09 QA/QC Analysis Results

Event ID	Site ID	QA/QC Sample Type	Analysis Date	Classification	Constituent	Fraction	Sign	Result	Units	Method	MDL	RL	QA LCL	QA UCL	DQO Comp.
2008/09-PRE	Lab	LCS	10/8/2008	Pesticide	Chlordane-alpha	n/a	=	0.211	µg/L	EPA 625m	0.001	0.005			
2008/09-PRE	Lab	LCS dup	10/8/2008	Pesticide	Chlordane-alpha	n/a	=	0.2202	µg/L	EPA 625m	0.001	0.005			
2008/09-PRE	Lab	LCS dup, rec	10/8/2008	Pesticide	Chlordane-alpha	n/a	=	98	%	EPA 625m	-88	-88	56	145	
2008/09-PRE	Lab	LCS, rec	10/8/2008	Pesticide	Chlordane-alpha	n/a	=	93	%	EPA 625m	-88	-88	56	145	
2008/09-PRE	Lab	LCS, RPD	10/8/2008	Pesticide	Chlordane-alpha	n/a	=	5	%	EPA 625m	-88	-88	0	30	
2008/09-PRE	Lab	method blank	10/8/2008	Pesticide	Chlordane-alpha	n/a	<	0.001	µg/L	EPA 625m	0.001	0.005			
2008/09-PRE	tubing Blank	equip blank	10/8/2008	Pesticide	Chlordane-alpha	n/a	<	0.001	µg/L	EPA 625m	0.001	0.005			
2008/09-PRE	Lab	LCS	10/8/2008	Pesticide	Chlordane-gamma	n/a	=	0.2113	µg/L	EPA 625m	0.001	0.005			
2008/09-PRE	Lab	LCS dup	10/8/2008	Pesticide	Chlordane-gamma	n/a	=	0.2168	µg/L	EPA 625m	0.001	0.005			
2008/09-PRE	Lab	LCS dup, rec	10/8/2008	Pesticide	Chlordane-gamma	n/a	=	96	%	EPA 625m	-88	-88	70	136	
2008/09-PRE	Lab	LCS, rec	10/8/2008	Pesticide	Chlordane-gamma	n/a	=	94	%	EPA 625m	-88	-88	70	136	
2008/09-PRE	Lab	LCS, RPD	10/8/2008	Pesticide	Chlordane-gamma	n/a	=	2	%	EPA 625m	-88	-88	0	30	
2008/09-PRE	Lab	method blank	10/8/2008	Pesticide	Chlordane-gamma	n/a	<	0.001	µg/L	EPA 625m	0.001	0.005			
2008/09-PRE	tubing Blank	equip blank	10/8/2008	Pesticide	Chlordane-gamma	n/a	<	0.001	µg/L	EPA 625m	0.001	0.005			
2008/09-PRE	Lab	LCS	10/8/2008	Pesticide	Chlorpyrifos	n/a	=	0.2652	µg/L	EPA 625m	0.001	0.002			
2008/09-PRE	Lab	LCS dup	10/8/2008	Pesticide	Chlorpyrifos	n/a	=	0.2923	µg/L	EPA 625m	0.001	0.002			
2008/09-PRE	Lab	LCS dup, rec	10/8/2008	Pesticide	Chlorpyrifos	n/a	=	130	%	EPA 625m	-88	-88	55	137	
2008/09-PRE	Lab	LCS, rec	10/8/2008	Pesticide	Chlorpyrifos	n/a	=	118	%	EPA 625m	-88	-88	55	137	
2008/09-PRE	Lab	LCS, RPD	10/8/2008	Pesticide	Chlorpyrifos	n/a	=	10	%	EPA 625m	-88	-88	0	30	
2008/09-PRE	Lab	method blank	10/8/2008	Pesticide	Chlorpyrifos	n/a	<	0.001	µg/L	EPA 625m	0.001	0.002			
2008/09-PRE	tubing Blank	equip blank	10/8/2008	Pesticide	Chlorpyrifos	n/a	<	0.001	µg/L	EPA 625m	0.001	0.002			
2008/09-PRE	Lab	LCS	10/8/2008	Pesticide	cis-Nonachlor	n/a	=	0.2688	µg/L	EPA 625m	0.001	0.005			
2008/09-PRE	Lab	LCS dup	10/8/2008	Pesticide	cis-Nonachlor	n/a	=	0.2506	µg/L	EPA 625m	0.001	0.005			
2008/09-PRE	Lab	LCS dup, rec	10/8/2008	Pesticide	cis-Nonachlor	n/a	=	111	%	EPA 625m	-88	-88	69	132	
2008/09-PRE	Lab	LCS, rec	10/8/2008	Pesticide	cis-Nonachlor	n/a	=	119	%	EPA 625m	-88	-88	69	132	
2008/09-PRE	Lab	LCS, RPD	10/8/2008	Pesticide	cis-Nonachlor	n/a	=	7	%	EPA 625m	-88	-88	0	30	
2008/09-PRE	Lab	method blank	10/8/2008	Pesticide	cis-Nonachlor	n/a	<	0.001	µg/L	EPA 625m	0.001	0.005			
2008/09-PRE	tubing Blank	equip blank	10/8/2008	Pesticide	cis-Nonachlor	n/a	<	0.001	µg/L	EPA 625m	0.001	0.005			
2008/09-PRE	Lab	LCS	10/8/2008	Pesticide	Demeton (Total)	n/a	=	0.1587	µg/L	EPA 625m	0.001	0.002			
2008/09-PRE	Lab	LCS dup	10/8/2008	Pesticide	Demeton (Total)	n/a	=	0.1709	µg/L	EPA 625m	0.001	0.002			
2008/09-PRE	Lab	LCS dup, rec	10/8/2008	Pesticide	Demeton (Total)	n/a	=	76	%	EPA 625m	-88	-88	21	128	
2008/09-PRE	Lab	LCS, rec	10/8/2008	Pesticide	Demeton (Total)	n/a	=	70	%	EPA 625m	-88	-88	21	128	
2008/09-PRE	Lab	LCS, RPD	10/8/2008	Pesticide	Demeton (Total)	n/a	=	8	%	EPA 625m	-88	-88	0	30	
2008/09-PRE	Lab	method blank	10/8/2008	Pesticide	Demeton (Total)	n/a	<	0.001	µg/L	EPA 625m	0.001	0.002			
2008/09-PRE	tubing Blank	equip blank	10/8/2008	Pesticide	Demeton (Total)	n/a	<	0.001	µg/L	EPA 625m	0.001	0.002			
2008/09-PRE	Lab	LCS	10/8/2008	Pesticide	Diazinon	n/a	=	0.2454	µg/L	EPA 625m	0.002	0.004			
2008/09-PRE	Lab	LCS dup	10/8/2008	Pesticide	Diazinon	n/a	=	0.2546	µg/L	EPA 625m	0.002	0.004			
2008/09-PRE	Lab	LCS dup, rec	10/8/2008	Pesticide	Diazinon	n/a	=	113	%	EPA 625m	-88	-88	56	134	
2008/09-PRE	Lab	LCS, rec	10/8/2008	Pesticide	Diazinon	n/a	=	109	%	EPA 625m	-88	-88	56	134	
2008/09-PRE	Lab	LCS, RPD	10/8/2008	Pesticide	Diazinon	n/a	=	4	%	EPA 625m	-88	-88	0	30	
2008/09-PRE	Lab	method blank	10/8/2008	Pesticide	Diazinon	n/a	<	0.002	µg/L	EPA 625m	0.002	0.004			
2008/09-PRE	tubing Blank	equip blank	10/8/2008	Pesticide	Diazinon	n/a	<	0.002	µg/L	EPA 625m	0.002	0.004			
2008/09-PRE	Lab	LCS	10/8/2008	Pesticide	Dichlorvos	n/a	=	0.2538	µg/L	EPA 625m	0.003	0.006			
2008/09-PRE	Lab	LCS dup	10/8/2008	Pesticide	Dichlorvos	n/a	=	0.2612	µg/L	EPA 625m	0.003	0.006			
2008/09-PRE	Lab	LCS dup, rec	10/8/2008	Pesticide	Dichlorvos	n/a	=	116	%	EPA 625m	-88	-88	59	136	
2008/09-PRE	Lab	LCS, rec	10/8/2008	Pesticide	Dichlorvos	n/a	=	112	%	EPA 625m	-88	-88	59	136	
2008/09-PRE	Lab	LCS, RPD	10/8/2008	Pesticide	Dichlorvos	n/a	=	4	%	EPA 625m	-88	-88	0	30	
2008/09-PRE	Lab	method blank	10/8/2008	Pesticide	Dichlorvos	n/a	<	0.003	µg/L	EPA 625m	0.003	0.006			
2008/09-PRE	tubing Blank	equip blank	10/8/2008	Pesticide	Dichlorvos	n/a	<	0.003	µg/L	EPA 625m	0.003	0.006			
2008/09-PRE	Lab	LCS	10/8/2008	Pesticide	Dieldrin	n/a	=	0.2452	µg/L	EPA 625m	0.001	0.005			
2008/09-PRE	Lab	LCS dup	10/8/2008	Pesticide	Dieldrin	n/a	=	0.2225	µg/L	EPA 625m	0.001	0.005			
2008/09-PRE	Lab	LCS dup, rec	10/8/2008	Pesticide	Dieldrin	n/a	=	99	%	EPA 625m	-88	-88	52	149	
2008/09-PRE	Lab	LCS, rec	10/8/2008	Pesticide	Dieldrin	n/a	=	109	%	EPA 625m	-88	-88	52	149	
2008/09-PRE	Lab	LCS, RPD	10/8/2008	Pesticide	Dieldrin	n/a	=	10	%	EPA 625m	-88	-88	0	30	
2008/09-PRE	Lab	method blank	10/8/2008	Pesticide	Dieldrin	n/a	<	0.001	µg/L	EPA 625m	0.001	0.005			
2008/09-PRE	tubing Blank	equip blank	10/8/2008	Pesticide	Dieldrin	n/a	<	0.001	µg/L	EPA 625m	0.001	0.005			

Appendix G
2008/09 QA/QC Analysis Results

Event ID	Site ID	QA/QC Sample Type	Analysis Date	Classification	Constituent	Fraction	Sign	Result	Units	Method	MDL	RL	QA LCL	QA UCL	DQO Comp.
2008/09-PRE	Lab	LCS	10/8/2008	Pesticide	Dimethoate	n/a	=	0.2497	µg/L	EPA 625m	0.003	0.006			
2008/09-PRE	Lab	LCS dup	10/8/2008	Pesticide	Dimethoate	n/a	=	0.2654	µg/L	EPA 625m	0.003	0.006			
2008/09-PRE	Lab	LCS dup, rec	10/8/2008	Pesticide	Dimethoate	n/a	=	118	%	EPA 625m	-88	-88	46	149	
2008/09-PRE	Lab	LCS, rec	10/8/2008	Pesticide	Dimethoate	n/a	=	111	%	EPA 625m	-88	-88	46	149	
2008/09-PRE	Lab	LCS, RPD	10/8/2008	Pesticide	Dimethoate	n/a	=	6	%	EPA 625m	-88	-88	0	30	
2008/09-PRE	Lab	method blank	10/8/2008	Pesticide	Dimethoate	n/a	<	0.003	µg/L	EPA 625m	0.003	0.006			
2008/09-PRE	tubing Blank	equip blank	10/8/2008	Pesticide	Dimethoate	n/a	<	0.003	µg/L	EPA 625m	0.003	0.006			
2008/09-PRE	Lab	LCS	10/8/2008	Pesticide	Disulfoton	n/a	=	0.2526	µg/L	EPA 625m	0.001	0.002			
2008/09-PRE	Lab	LCS dup	10/8/2008	Pesticide	Disulfoton	n/a	=	0.2475	µg/L	EPA 625m	0.001	0.002			
2008/09-PRE	Lab	LCS dup, rec	10/8/2008	Pesticide	Disulfoton	n/a	=	110	%	EPA 625m	-88	-88	16	118	
2008/09-PRE	Lab	LCS, rec	10/8/2008	Pesticide	Disulfoton	n/a	=	112	%	EPA 625m	-88	-88	16	118	
2008/09-PRE	Lab	LCS, RPD	10/8/2008	Pesticide	Disulfoton	n/a	=	2	%	EPA 625m	-88	-88	0	30	
2008/09-PRE	Lab	method blank	10/8/2008	Pesticide	Disulfoton	n/a	<	0.001	µg/L	EPA 625m	0.001	0.002			
2008/09-PRE	tubing Blank	equip blank	10/8/2008	Pesticide	Disulfoton	n/a	<	0.001	µg/L	EPA 625m	0.001	0.002			
2008/09-PRE	Lab	LCS	10/8/2008	Pesticide	Endosulfan sulfate	n/a	=	0.2539	µg/L	EPA 625m	0.001	0.005			
2008/09-PRE	Lab	LCS dup	10/8/2008	Pesticide	Endosulfan sulfate	n/a	=	0.2498	µg/L	EPA 625m	0.001	0.005			
2008/09-PRE	Lab	LCS dup, rec	10/8/2008	Pesticide	Endosulfan sulfate	n/a	=	111	%	EPA 625m	-88	-88	57	142	
2008/09-PRE	Lab	LCS, rec	10/8/2008	Pesticide	Endosulfan sulfate	n/a	=	112	%	EPA 625m	-88	-88	57	142	
2008/09-PRE	Lab	LCS, RPD	10/8/2008	Pesticide	Endosulfan sulfate	n/a	=	2	%	EPA 625m	-88	-88	0	30	
2008/09-PRE	Lab	method blank	10/8/2008	Pesticide	Endosulfan sulfate	n/a	<	0.001	µg/L	EPA 625m	0.001	0.005			
2008/09-PRE	tubing Blank	equip blank	10/8/2008	Pesticide	Endosulfan sulfate	n/a	<	0.001	µg/L	EPA 625m	0.001	0.005			
2008/09-PRE	Lab	LCS	10/8/2008	Pesticide	Endosulfan-I	n/a	=	0.1895	µg/L	EPA 625m	0.001	0.005			
2008/09-PRE	Lab	LCS dup	10/8/2008	Pesticide	Endosulfan-I	n/a	=	0.2287	µg/L	EPA 625m	0.001	0.005			
2008/09-PRE	Lab	LCS dup, rec	10/8/2008	Pesticide	Endosulfan-I	n/a	=	101	%	EPA 625m	-88	-88	59	145	
2008/09-PRE	Lab	LCS, rec	10/8/2008	Pesticide	Endosulfan-I	n/a	=	84	%	EPA 625m	-88	-88	59	145	
2008/09-PRE	Lab	LCS, RPD	10/8/2008	Pesticide	Endosulfan-I	n/a	=	18	%	EPA 625m	-88	-88	0	30	
2008/09-PRE	Lab	method blank	10/8/2008	Pesticide	Endosulfan-I	n/a	<	0.001	µg/L	EPA 625m	0.001	0.005			
2008/09-PRE	tubing Blank	equip blank	10/8/2008	Pesticide	Endosulfan-I	n/a	<	0.001	µg/L	EPA 625m	0.001	0.005			
2008/09-PRE	Lab	LCS	10/8/2008	Pesticide	Endosulfan-II	n/a	=	0.2667	µg/L	EPA 625m	0.001	0.005			
2008/09-PRE	Lab	LCS dup	10/8/2008	Pesticide	Endosulfan-II	n/a	=	0.2758	µg/L	EPA 625m	0.001	0.005			
2008/09-PRE	Lab	LCS dup, rec	10/8/2008	Pesticide	Endosulfan-II	n/a	=	122	%	EPA 625m	-88	-88	60	133	
2008/09-PRE	Lab	LCS, rec	10/8/2008	Pesticide	Endosulfan-II	n/a	=	118	%	EPA 625m	-88	-88	60	133	
2008/09-PRE	Lab	LCS, RPD	10/8/2008	Pesticide	Endosulfan-II	n/a	=	3	%	EPA 625m	-88	-88	0	30	
2008/09-PRE	Lab	method blank	10/8/2008	Pesticide	Endosulfan-II	n/a	<	0.001	µg/L	EPA 625m	0.001	0.005			
2008/09-PRE	tubing Blank	equip blank	10/8/2008	Pesticide	Endosulfan-II	n/a	<	0.001	µg/L	EPA 625m	0.001	0.005			
2008/09-PRE	Lab	LCS	10/8/2008	Pesticide	Endrin	n/a	=	0.2241	µg/L	EPA 625m	0.001	0.005			
2008/09-PRE	Lab	LCS dup	10/8/2008	Pesticide	Endrin	n/a	=	0.2218	µg/L	EPA 625m	0.001	0.005			
2008/09-PRE	Lab	LCS dup, rec	10/8/2008	Pesticide	Endrin	n/a	=	98	%	EPA 625m	-88	-88	56	145	
2008/09-PRE	Lab	LCS, rec	10/8/2008	Pesticide	Endrin	n/a	=	99	%	EPA 625m	-88	-88	56	145	
2008/09-PRE	Lab	LCS, RPD	10/8/2008	Pesticide	Endrin	n/a	=	1	%	EPA 625m	-88	-88	0	30	
2008/09-PRE	Lab	method blank	10/8/2008	Pesticide	Endrin	n/a	<	0.001	µg/L	EPA 625m	0.001	0.005			
2008/09-PRE	tubing Blank	equip blank	10/8/2008	Pesticide	Endrin	n/a	<	0.001	µg/L	EPA 625m	0.001	0.005			
2008/09-PRE	Lab	LCS	10/8/2008	Pesticide	Endrin aldehyde	n/a	=	0.1693	µg/L	EPA 625m	0.001	0.005			
2008/09-PRE	Lab	LCS dup	10/8/2008	Pesticide	Endrin aldehyde	n/a	=	0.1849	µg/L	EPA 625m	0.001	0.005			
2008/09-PRE	Lab	LCS dup, rec	10/8/2008	Pesticide	Endrin aldehyde	n/a	=	82	%	EPA 625m	-88	-88	33	138	
2008/09-PRE	Lab	LCS, rec	10/8/2008	Pesticide	Endrin aldehyde	n/a	=	75	%	EPA 625m	-88	-88	33	138	
2008/09-PRE	Lab	LCS, RPD	10/8/2008	Pesticide	Endrin aldehyde	n/a	=	9	%	EPA 625m	-88	-88	0	30	
2008/09-PRE	Lab	method blank	10/8/2008	Pesticide	Endrin aldehyde	n/a	<	0.001	µg/L	EPA 625m	0.001	0.005			
2008/09-PRE	tubing Blank	equip blank	10/8/2008	Pesticide	Endrin aldehyde	n/a	<	0.001	µg/L	EPA 625m	0.001	0.005			
2008/09-PRE	Lab	LCS	10/8/2008	Pesticide	Endrin ketone	n/a	=	0.2227	µg/L	EPA 625m	0.001	0.005			
2008/09-PRE	Lab	LCS dup	10/8/2008	Pesticide	Endrin ketone	n/a	=	0.2649	µg/L	EPA 625m	0.001	0.005			
2008/09-PRE	Lab	LCS dup, rec	10/8/2008	Pesticide	Endrin ketone	n/a	=	117	%	EPA 625m	-88	-88	54	143	
2008/09-PRE	Lab	LCS, rec	10/8/2008	Pesticide	Endrin ketone	n/a	=	99	%	EPA 625m	-88	-88	54	143	
2008/09-PRE	Lab	LCS, RPD	10/8/2008	Pesticide	Endrin ketone	n/a	=	17	%	EPA 625m	-88	-88	0	30	
2008/09-PRE	Lab	method blank	10/8/2008	Pesticide	Endrin ketone	n/a	<	0.001	µg/L	EPA 625m	0.001	0.005			
2008/09-PRE	tubing Blank	equip blank	10/8/2008	Pesticide	Endrin ketone	n/a	<	0.001	µg/L	EPA 625m	0.001	0.005			

Appendix G
2008/09 QA/QC Analysis Results

Event ID	Site ID	QA/QC Sample Type	Analysis Date	Classification	Constituent	Fraction	Sign	Result	Units	Method	MDL	RL	QA LCL	QA UCL	DQO Comp.
2008/09-PRE	Lab	LCS	10/8/2008	Pesticide	Ethoprop	n/a	=	0.2287	µg/L	EPA 625m	0.001	0.002			
2008/09-PRE	Lab	LCS dup	10/8/2008	Pesticide	Ethoprop	n/a	=	0.2362	µg/L	EPA 625m	0.001	0.002			
2008/09-PRE	Lab	LCS dup, rec	10/8/2008	Pesticide	Ethoprop	n/a	=	105	%	EPA 625m	-88	-88	55	141	
2008/09-PRE	Lab	LCS, rec	10/8/2008	Pesticide	Ethoprop	n/a	=	101	%	EPA 625m	-88	-88	55	141	
2008/09-PRE	Lab	LCS, RPD	10/8/2008	Pesticide	Ethoprop	n/a	=	4	%	EPA 625m	-88	-88	0	30	
2008/09-PRE	Lab	method blank	10/8/2008	Pesticide	Ethoprop	n/a	<	0.001	µg/L	EPA 625m	0.001	0.002			
2008/09-PRE	tubing Blank	equip blank	10/8/2008	Pesticide	Ethoprop	n/a	<	0.001	µg/L	EPA 625m	0.001	0.002			
2008/09-PRE	Lab	LCS	10/8/2008	Pesticide	Fenclorophos (Ronnel)	n/a	=	0.2461	µg/L	EPA 625m	0.002	0.004			
2008/09-PRE	Lab	LCS dup	10/8/2008	Pesticide	Fenclorophos (Ronnel)	n/a	=	0.2633	µg/L	EPA 625m	0.002	0.004			
2008/09-PRE	Lab	LCS dup, rec	10/8/2008	Pesticide	Fenclorophos (Ronnel)	n/a	=	117	%	EPA 625m	-88	-88	59	135	
2008/09-PRE	Lab	LCS, rec	10/8/2008	Pesticide	Fenclorophos (Ronnel)	n/a	=	109	%	EPA 625m	-88	-88	59	135	
2008/09-PRE	Lab	LCS, RPD	10/8/2008	Pesticide	Fenclorophos (Ronnel)	n/a	=	7	%	EPA 625m	-88	-88	0	30	
2008/09-PRE	Lab	method blank	10/8/2008	Pesticide	Fenclorophos (Ronnel)	n/a	<	0.002	µg/L	EPA 625m	0.002	0.004			
2008/09-PRE	tubing Blank	equip blank	10/8/2008	Pesticide	Fenclorophos (Ronnel)	n/a	<	0.002	µg/L	EPA 625m	0.002	0.004			
2008/09-PRE	Lab	LCS	10/8/2008	Pesticide	Fensulfothion	n/a	=	0.153	µg/L	EPA 625m	0.001	0.002			
2008/09-PRE	Lab	LCS dup	10/8/2008	Pesticide	Fensulfothion	n/a	=	0.1927	µg/L	EPA 625m	0.001	0.002			
2008/09-PRE	Lab	LCS dup, rec	10/8/2008	Pesticide	Fensulfothion	n/a	=	85	%	EPA 625m	-88	-88	54	150	
2008/09-PRE	Lab	LCS, rec	10/8/2008	Pesticide	Fensulfothion	n/a	=	68	%	EPA 625m	-88	-88	54	150	
2008/09-PRE	Lab	LCS, RPD	10/8/2008	Pesticide	Fensulfothion	n/a	=	22	%	EPA 625m	-88	-88	0	30	
2008/09-PRE	Lab	method blank	10/8/2008	Pesticide	Fensulfothion	n/a	<	0.001	µg/L	EPA 625m	0.001	0.002			
2008/09-PRE	tubing Blank	equip blank	10/8/2008	Pesticide	Fensulfothion	n/a	<	0.001	µg/L	EPA 625m	0.001	0.002			
2008/09-PRE	Lab	LCS	10/8/2008	Pesticide	Fenthion	n/a	=	0.2289	µg/L	EPA 625m	0.002	0.004			
2008/09-PRE	Lab	LCS dup	10/8/2008	Pesticide	Fenthion	n/a	=	0.2274	µg/L	EPA 625m	0.002	0.004			
2008/09-PRE	Lab	LCS dup, rec	10/8/2008	Pesticide	Fenthion	n/a	=	101	%	EPA 625m	-88	-88	52	128	
2008/09-PRE	Lab	LCS, rec	10/8/2008	Pesticide	Fenthion	n/a	=	101	%	EPA 625m	-88	-88	52	128	
2008/09-PRE	Lab	LCS, RPD	10/8/2008	Pesticide	Fenthion	n/a	=	0	%	EPA 625m	-88	-88	0	30	
2008/09-PRE	Lab	method blank	10/8/2008	Pesticide	Fenthion	n/a	<	0.002	µg/L	EPA 625m	0.002	0.004			
2008/09-PRE	tubing Blank	equip blank	10/8/2008	Pesticide	Fenthion	n/a	<	0.002	µg/L	EPA 625m	0.002	0.004			
2008/09-PRE	Lab	LCS	10/8/2008	Pesticide	Heptachlor	n/a	=	0.2001	µg/L	EPA 625m	0.001	0.005			
2008/09-PRE	Lab	LCS dup	10/8/2008	Pesticide	Heptachlor	n/a	=	0.2039	µg/L	EPA 625m	0.001	0.005			
2008/09-PRE	Lab	LCS dup, rec	10/8/2008	Pesticide	Heptachlor	n/a	=	90	%	EPA 625m	-88	-88	60	146	
2008/09-PRE	Lab	LCS, rec	10/8/2008	Pesticide	Heptachlor	n/a	=	89	%	EPA 625m	-88	-88	60	146	
2008/09-PRE	Lab	LCS, RPD	10/8/2008	Pesticide	Heptachlor	n/a	=	1	%	EPA 625m	-88	-88	0	30	
2008/09-PRE	Lab	method blank	10/8/2008	Pesticide	Heptachlor	n/a	<	0.001	µg/L	EPA 625m	0.001	0.005			
2008/09-PRE	tubing Blank	equip blank	10/8/2008	Pesticide	Heptachlor	n/a	<	0.001	µg/L	EPA 625m	0.001	0.005			
2008/09-PRE	Lab	LCS	10/8/2008	Pesticide	Heptachlor epoxide	n/a	=	0.2154	µg/L	EPA 625m	0.001	0.005			
2008/09-PRE	Lab	LCS dup	10/8/2008	Pesticide	Heptachlor epoxide	n/a	=	0.2209	µg/L	EPA 625m	0.001	0.005			
2008/09-PRE	Lab	LCS dup, rec	10/8/2008	Pesticide	Heptachlor epoxide	n/a	=	98	%	EPA 625m	-88	-88	64	140	
2008/09-PRE	Lab	LCS, rec	10/8/2008	Pesticide	Heptachlor epoxide	n/a	=	95	%	EPA 625m	-88	-88	64	140	
2008/09-PRE	Lab	LCS, RPD	10/8/2008	Pesticide	Heptachlor epoxide	n/a	=	3	%	EPA 625m	-88	-88	0	30	
2008/09-PRE	Lab	method blank	10/8/2008	Pesticide	Heptachlor epoxide	n/a	<	0.001	µg/L	EPA 625m	0.001	0.005			
2008/09-PRE	tubing Blank	equip blank	10/8/2008	Pesticide	Heptachlor epoxide	n/a	<	0.001	µg/L	EPA 625m	0.001	0.005			
2008/09-PRE	Lab	LCS	10/8/2008	Pesticide	Malathion	n/a	=	0.2333	µg/L	EPA 625m	0.003	0.006			
2008/09-PRE	Lab	LCS dup	10/8/2008	Pesticide	Malathion	n/a	=	0.2595	µg/L	EPA 625m	0.003	0.006			
2008/09-PRE	Lab	LCS dup, rec	10/8/2008	Pesticide	Malathion	n/a	=	115	%	EPA 625m	-88	-88	64	142	
2008/09-PRE	Lab	LCS, rec	10/8/2008	Pesticide	Malathion	n/a	=	103	%	EPA 625m	-88	-88	64	142	
2008/09-PRE	Lab	LCS, RPD	10/8/2008	Pesticide	Malathion	n/a	=	11	%	EPA 625m	-88	-88	0	30	
2008/09-PRE	Lab	method blank	10/8/2008	Pesticide	Malathion	n/a	<	0.003	µg/L	EPA 625m	0.003	0.006			
2008/09-PRE	tubing Blank	equip blank	10/8/2008	Pesticide	Malathion	n/a	<	0.003	µg/L	EPA 625m	0.003	0.006			
2008/09-PRE	Lab	LCS	10/8/2008	Pesticide	Merphos	n/a	=	0.2187	µg/L	EPA 625m	0.001	0.002			
2008/09-PRE	Lab	LCS dup	10/8/2008	Pesticide	Merphos	n/a	=	0.2335	µg/L	EPA 625m	0.001	0.002			
2008/09-PRE	Lab	LCS dup, rec	10/8/2008	Pesticide	Merphos	n/a	=	103	%	EPA 625m	-88	-88	45	135	
2008/09-PRE	Lab	LCS, rec	10/8/2008	Pesticide	Merphos	n/a	=	97	%	EPA 625m	-88	-88	45	135	
2008/09-PRE	Lab	LCS, RPD	10/8/2008	Pesticide	Merphos	n/a	=	6	%	EPA 625m	-88	-88	0	30	
2008/09-PRE	Lab	method blank	10/8/2008	Pesticide	Merphos	n/a	<	0.001	µg/L	EPA 625m	0.001	0.002			
2008/09-PRE	tubing Blank	equip blank	10/8/2008	Pesticide	Merphos	n/a	<	0.001	µg/L	EPA 625m	0.001	0.002			

Appendix G
2008/09 QA/QC Analysis Results

Event ID	Site ID	QA/QC Sample Type	Analysis Date	Classification	Constituent	Fraction	Sign	Result	Units	Method	MDL	RL	QA LCL	QA UCL	DQO Comp.
2008/09-PRE	Lab	LCS	10/8/2008	Pesticide	Methoxychlor	n/a	=	0.2065	µg/L	EPA 625m	0.001	0.005			
2008/09-PRE	Lab	LCS dup	10/8/2008	Pesticide	Methoxychlor	n/a	=	0.2149	µg/L	EPA 625m	0.001	0.005			
2008/09-PRE	Lab	LCS dup, rec	10/8/2008	Pesticide	Methoxychlor	n/a	=	95	%	EPA 625m	-88	-88	34	143	
2008/09-PRE	Lab	LCS, rec	10/8/2008	Pesticide	Methoxychlor	n/a	=	91	%	EPA 625m	-88	-88	34	143	
2008/09-PRE	Lab	LCS, RPD	10/8/2008	Pesticide	Methoxychlor	n/a	=	3	%	EPA 625m	-88	-88	0	30	
2008/09-PRE	Lab	method blank	10/8/2008	Pesticide	Methoxychlor	n/a	<	0.001	µg/L	EPA 625m	0.001	0.005			
2008/09-PRE	tubing Blank	equip blank	10/8/2008	Pesticide	Methoxychlor	n/a	<	0.001	µg/L	EPA 625m	0.001	0.005			
2008/09-PRE	Lab	LCS	10/8/2008	Pesticide	Methyl parathion	n/a	=	0.2315	µg/L	EPA 625m	0.001	0.002			
2008/09-PRE	Lab	LCS dup	10/8/2008	Pesticide	Methyl parathion	n/a	=	0.2454	µg/L	EPA 625m	0.001	0.002			
2008/09-PRE	Lab	LCS dup, rec	10/8/2008	Pesticide	Methyl parathion	n/a	=	109	%	EPA 625m	-88	-88	49	141	
2008/09-PRE	Lab	LCS, rec	10/8/2008	Pesticide	Methyl parathion	n/a	=	103	%	EPA 625m	-88	-88	49	141	
2008/09-PRE	Lab	LCS, RPD	10/8/2008	Pesticide	Methyl parathion	n/a	=	6	%	EPA 625m	-88	-88	0	30	
2008/09-PRE	Lab	method blank	10/8/2008	Pesticide	Methyl parathion	n/a	<	0.001	µg/L	EPA 625m	0.001	0.002			
2008/09-PRE	tubing Blank	equip blank	10/8/2008	Pesticide	Methyl parathion	n/a	<	0.001	µg/L	EPA 625m	0.001	0.002			
2008/09-PRE	Lab	LCS	10/8/2008	Pesticide	Mevinphos	n/a	=	0.233	µg/L	EPA 625m	0.008	0.016			
2008/09-PRE	Lab	LCS dup	10/8/2008	Pesticide	Mevinphos	n/a	=	0.2401	µg/L	EPA 625m	0.008	0.016			
2008/09-PRE	Lab	LCS dup, rec	10/8/2008	Pesticide	Mevinphos	n/a	=	106	%	EPA 625m	-88	-88	61	141	
2008/09-PRE	Lab	LCS, rec	10/8/2008	Pesticide	Mevinphos	n/a	=	103	%	EPA 625m	-88	-88	61	141	
2008/09-PRE	Lab	LCS, RPD	10/8/2008	Pesticide	Mevinphos	n/a	=	3	%	EPA 625m	-88	-88	0	30	
2008/09-PRE	Lab	method blank	10/8/2008	Pesticide	Mevinphos	n/a	<	0.008	µg/L	EPA 625m	0.008	0.016			
2008/09-PRE	tubing Blank	equip blank	10/8/2008	Pesticide	Mevinphos	n/a	<	0.008	µg/L	EPA 625m	0.008	0.016			
2008/09-PRE	Lab	LCS	10/8/2008	Pesticide	Mirex	n/a	=	0.2528	µg/L	EPA 625m	0.001	0.005			
2008/09-PRE	Lab	LCS dup	10/8/2008	Pesticide	Mirex	n/a	=	0.2608	µg/L	EPA 625m	0.001	0.005			
2008/09-PRE	Lab	LCS dup, rec	10/8/2008	Pesticide	Mirex	n/a	=	116	%	EPA 625m	-88	-88	51	138	
2008/09-PRE	Lab	LCS, rec	10/8/2008	Pesticide	Mirex	n/a	=	112	%	EPA 625m	-88	-88	51	138	
2008/09-PRE	Lab	LCS, RPD	10/8/2008	Pesticide	Mirex	n/a	=	4	%	EPA 625m	-88	-88	0	30	
2008/09-PRE	Lab	method blank	10/8/2008	Pesticide	Mirex	n/a	<	0.001	µg/L	EPA 625m	0.001	0.005			
2008/09-PRE	tubing Blank	equip blank	10/8/2008	Pesticide	Mirex	n/a	<	0.001	µg/L	EPA 625m	0.001	0.005			
2008/09-PRE	Lab	LCS	10/8/2008	Pesticide	Oxychlorodane	n/a	=	0.1875	µg/L	EPA 625m	0.001	0.005			
2008/09-PRE	Lab	LCS dup	10/8/2008	Pesticide	Oxychlorodane	n/a	=	0.1916	µg/L	EPA 625m	0.001	0.005			
2008/09-PRE	Lab	LCS dup, rec	10/8/2008	Pesticide	Oxychlorodane	n/a	=	85	%	EPA 625m	-88	-88	64	142	
2008/09-PRE	Lab	LCS, rec	10/8/2008	Pesticide	Oxychlorodane	n/a	=	83	%	EPA 625m	-88	-88	64	142	
2008/09-PRE	Lab	LCS, RPD	10/8/2008	Pesticide	Oxychlorodane	n/a	=	2	%	EPA 625m	-88	-88	0	30	
2008/09-PRE	Lab	method blank	10/8/2008	Pesticide	Oxychlorodane	n/a	<	0.001	µg/L	EPA 625m	0.001	0.005			
2008/09-PRE	tubing Blank	equip blank	10/8/2008	Pesticide	Oxychlorodane	n/a	<	0.001	µg/L	EPA 625m	0.001	0.005			
2008/09-PRE	Lab	LCS	10/8/2008	Pesticide	Phorate	n/a	=	0.1721	µg/L	EPA 625m	0.006	0.012			
2008/09-PRE	Lab	LCS dup	10/8/2008	Pesticide	Phorate	n/a	=	0.1817	µg/L	EPA 625m	0.006	0.012			
2008/09-PRE	Lab	LCS dup, rec	10/8/2008	Pesticide	Phorate	n/a	=	81	%	EPA 625m	-88	-88	47	119	
2008/09-PRE	Lab	LCS, rec	10/8/2008	Pesticide	Phorate	n/a	=	76	%	EPA 625m	-88	-88	47	119	
2008/09-PRE	Lab	LCS, RPD	10/8/2008	Pesticide	Phorate	n/a	=	6	%	EPA 625m	-88	-88	0	30	
2008/09-PRE	Lab	method blank	10/8/2008	Pesticide	Phorate	n/a	<	0.006	µg/L	EPA 625m	0.006	0.012			
2008/09-PRE	tubing Blank	equip blank	10/8/2008	Pesticide	Phorate	n/a	<	0.006	µg/L	EPA 625m	0.006	0.012			
2008/09-PRE	Lab	LCS	10/8/2008	Pesticide	Tetrachlorovinphos (Stirofos)	n/a	=	0.2179	µg/L	EPA 625m	0.002	0.004			
2008/09-PRE	Lab	LCS dup	10/8/2008	Pesticide	Tetrachlorovinphos (Stirofos)	n/a	=	0.2159	µg/L	EPA 625m	0.002	0.004			
2008/09-PRE	Lab	LCS dup, rec	10/8/2008	Pesticide	Tetrachlorovinphos (Stirofos)	n/a	=	96	%	EPA 625m	-88	-88	65	146	
2008/09-PRE	Lab	LCS, rec	10/8/2008	Pesticide	Tetrachlorovinphos (Stirofos)	n/a	=	97	%	EPA 625m	-88	-88	65	146	
2008/09-PRE	Lab	LCS, RPD	10/8/2008	Pesticide	Tetrachlorovinphos (Stirofos)	n/a	=	1	%	EPA 625m	-88	-88	0	30	
2008/09-PRE	Lab	method blank	10/8/2008	Pesticide	Tetrachlorovinphos (Stirofos)	n/a	<	0.002	µg/L	EPA 625m	0.002	0.004			
2008/09-PRE	tubing Blank	equip blank	10/8/2008	Pesticide	Tetrachlorovinphos (Stirofos)	n/a	<	0.002	µg/L	EPA 625m	0.002	0.004			
2008/09-PRE	Lab	LCS	10/8/2008	Pesticide	Tokuthion	n/a	=	0.22	µg/L	EPA 625m	0.003	0.006			
2008/09-PRE	Lab	LCS dup	10/8/2008	Pesticide	Tokuthion	n/a	=	0.2344	µg/L	EPA 625m	0.003	0.006			
2008/09-PRE	Lab	LCS dup, rec	10/8/2008	Pesticide	Tokuthion	n/a	=	104	%	EPA 625m	-88	-88	61	135	
2008/09-PRE	Lab	LCS, rec	10/8/2008	Pesticide	Tokuthion	n/a	=	97	%	EPA 625m	-88	-88	61	135	
2008/09-PRE	Lab	LCS, RPD	10/8/2008	Pesticide	Tokuthion	n/a	=	7	%	EPA 625m	-88	-88	0	30	
2008/09-PRE	Lab	method blank	10/8/2008	Pesticide	Tokuthion	n/a	<	0.003	µg/L	EPA 625m	0.003	0.006			
2008/09-PRE	tubing Blank	equip blank	10/8/2008	Pesticide	Tokuthion	n/a	<	0.003	µg/L	EPA 625m	0.003	0.006			

Appendix G
2008/09 QA/QC Analysis Results

Event ID	Site ID	QA/QC Sample Type	Analysis Date	Classification	Constituent	Fraction	Sign	Result	Units	Method	MDL	RL	QA LCL	QA UCL	DQO Comp.
2008/09-PRE	Lab	method blank	10/8/2008	Pesticide	Toxaphene	n/a	<	0.01	µg/L	EPA 625m	0.01	0.05			
2008/09-PRE	tubing Bl	equip blank	10/8/2008	Pesticide	Toxaphene	n/a	<	0.01	µg/L	EPA 625m	0.01	0.05			
2008/09-PRE	Lab	LCS	10/8/2008	Pesticide	trans-Nonachlor	n/a	=	0.2365	µg/L	EPA 625m	0.001	0.005			
2008/09-PRE	Lab	LCS dup	10/8/2008	Pesticide	trans-Nonachlor	n/a	=	0.2433	µg/L	EPA 625m	0.001	0.005			
2008/09-PRE	Lab	LCS dup, rec	10/8/2008	Pesticide	trans-Nonachlor	n/a	=	108	%	EPA 625m	-88	-88	65	138	
2008/09-PRE	Lab	LCS, rec	10/8/2008	Pesticide	trans-Nonachlor	n/a	=	105	%	EPA 625m	-88	-88	65	138	
2008/09-PRE	Lab	LCS, RPD	10/8/2008	Pesticide	trans-Nonachlor	n/a	=	3	%	EPA 625m	-88	-88	0	30	
2008/09-PRE	Lab	method blank	10/8/2008	Pesticide	trans-Nonachlor	n/a	<	0.001	µg/L	EPA 625m	0.001	0.005			
2008/09-PRE	tubing Bl	equip blank	10/8/2008	Pesticide	trans-Nonachlor	n/a	<	0.001	µg/L	EPA 625m	0.001	0.005			
2008/09-PRE	Lab	LCS	10/8/2008	Pesticide	Trichloronate	n/a	=	0.2527	µg/L	EPA 625m	0.001	0.002			
2008/09-PRE	Lab	LCS dup	10/8/2008	Pesticide	Trichloronate	n/a	=	0.258	µg/L	EPA 625m	0.001	0.002			
2008/09-PRE	Lab	LCS dup, rec	10/8/2008	Pesticide	Trichloronate	n/a	=	114	%	EPA 625m	-88	-88	53	136	
2008/09-PRE	Lab	LCS, rec	10/8/2008	Pesticide	Trichloronate	n/a	=	112	%	EPA 625m	-88	-88	53	136	
2008/09-PRE	Lab	LCS, RPD	10/8/2008	Pesticide	Trichloronate	n/a	=	2	%	EPA 625m	-88	-88	0	30	
2008/09-PRE	Lab	method blank	10/8/2008	Pesticide	Trichloronate	n/a	<	0.001	µg/L	EPA 625m	0.001	0.002			
2008/09-PRE	tubing Bl	equip blank	10/8/2008	Pesticide	Trichloronate	n/a	<	0.001	µg/L	EPA 625m	0.001	0.002			

APPENDIX H

2008/09 QA/QC Results: Method Blank Success Rates

Appendix H

2008/09 QA/QC Results: Method Blank Success Rates

<i>Event ID</i>	<i>Classification</i>	<i>Method</i>	<i>Total Number</i>	<i>Number Outside DQO</i>	<i>Success Rate</i>
2008/09-PRE	Conventional	SM 2340 B	1	0	100
2008/09-PRE	Metal	EPA 200.8m	11	0	100
2008/09-PRE	Organic	EPA 625m	66	0	100
2008/09-PRE	PCB	EPA 625m	61	0	100
2008/09-PRE	Pesticide	EPA 625m	47	0	100
2008/09-1	Anion	EPA 300.0	2	0	100
2008/09-1	Anion	EPA 314.0	1	0	100
2008/09-1	Conventional	EPA 180.1	1	0	100
2008/09-1	Conventional	SM 2340 B	1	0	100
2008/09-1	Conventional	SM 2540 C	1	0	100
2008/09-1	Conventional	SM 2540 D	1	0	100
2008/09-1	Conventional	SM 5210 B	1	0	100
2008/09-1	Conventional	SM 5310 B	1	0	100
2008/09-1	Hydrocarbon	EPA 1664	1	0	100
2008/09-1	Hydrocarbon	EPA 1664A	1	0	100
2008/09-1	Metal	EPA 1631Em	2	0	100
2008/09-1	Metal	EPA 200.8m	22	0	100
2008/09-1	Metal	SM 3500-Cr D	1	0	100
2008/09-1	Nutrient	EPA 300.0	3	0	100
2008/09-1	Nutrient	EPA 351.1	1	0	100
2008/09-1	Nutrient	SM 4500-NH3 F	1	0	100
2008/09-1	Nutrient	SM 4500-P E	2	0	100
2008/09-1	Organic	EPA 625m	66	0	100
2008/09-1	Organic	EPA 8260B	1	0	100
2008/09-1	PCB	EPA 625m	61	0	100
2008/09-1	Pesticide	EPA 547	1	0	100
2008/09-1	Pesticide	EPA 625m	49	0	100
2008/09-1	Pesticide	EPA 8151A	10	0	100
2008/09-2	Anion	EPA 300.0	2	0	100
2008/09-2	Anion	EPA 314.0	1	0	100
2008/09-2	Conventional	SM 2340 B	1	0	100
2008/09-2	Conventional	SM 2540 C	1	0	100
2008/09-2	Conventional	SM 2540 D	1	0	100
2008/09-2	Conventional	SM 5210 B	1	0	100

Appendix H

2008/09 QA/QC Results: Method Blank Success Rates

<i>Event ID</i>	<i>Classification</i>	<i>Method</i>	<i>Total Number</i>	<i>Number Outside DQO</i>	<i>Success Rate</i>
2008/09-2	Conventional	SM 5310 B	1	0	100
2008/09-2	Hydrocarbon	EPA 1664	1	0	100
2008/09-2	Hydrocarbon	EPA 1664A	1	0	100
2008/09-2	Metal	EPA 1631Em	2	0	100
2008/09-2	Metal	EPA 200.8m	22	0	100
2008/09-2	Metal	SM 3500-Cr D	1	0	100
2008/09-2	Nutrient	EPA 300.0	3	0	100
2008/09-2	Nutrient	EPA 351.1	1	0	100
2008/09-2	Nutrient	SM 4500-NH3 F	1	0	100
2008/09-2	Nutrient	SM 4500-P E	2	0	100
2008/09-2	Organic	EPA 625m	66	0	100
2008/09-2	PCB	EPA 625m	61	0	100
2008/09-2	Pesticide	EPA 547	1	0	100
2008/09-2	Pesticide	EPA 625m	49	0	100
2008/09-2	Pesticide	EPA 8151A	10	0	100
2008/09-3	Anion	EPA 300.0	2	0	100
2008/09-3	Anion	EPA 314.0	1	0	100
2008/09-3	Conventional	SM 2340 B	1	0	100
2008/09-3	Conventional	SM 2540 C	1	0	100
2008/09-3	Conventional	SM 2540 D	1	0	100
2008/09-3	Conventional	SM 5210 B	1	0	100
2008/09-3	Conventional	SM 5310 B	1	0	100
2008/09-3	Hydrocarbon	EPA 1664	1	0	100
2008/09-3	Hydrocarbon	EPA 1664A	1	0	100
2008/09-3	Metal	EPA 1631Em	2	0	100
2008/09-3	Metal	EPA 200.8m	22	0	100
2008/09-3	Metal	SM 3500-Cr D	1	0	100
2008/09-3	Nutrient	EPA 300.0	3	0	100
2008/09-3	Nutrient	EPA 351.1	1	0	100
2008/09-3	Nutrient	SM 4500-NH3 F	1	0	100
2008/09-3	Nutrient	SM 4500-P E	2	0	100
2008/09-3	Organic	EPA 625m	66	0	100
2008/09-3	PCB	EPA 625m	61	0	100
2008/09-3	Pesticide	EPA 547	1	0	100

Appendix H

2008/09 QA/QC Results: Method Blank Success Rates

<i>Event ID</i>	<i>Classification</i>	<i>Method</i>	<i>Total Number</i>	<i>Number Outside DQO</i>	<i>Success Rate</i>
2008/09-3	Pesticide	EPA 625m	49	0	100
2008/09-3	Pesticide	EPA 8151A	10	0	100

APPENDIX I

2008/09 QA/QC Results: Matrix Spike Recovery Success Rates

Appendix I

2008/09 QA/QC Results: Matrix Spike Recovery Success Rates

<i>Event ID</i>	<i>Classification</i>	<i>Method</i>	<i>Total Number</i>	<i>Number Outside DQO</i>	<i>Success Rate</i>
2008/09-PRE	Metal	EPA 200.8m	22	0	100
2008/09-1	Anion	EPA 300.0	4	0	100
2008/09-1	Anion	EPA 314.0	2	2	0
2008/09-1	Conventional	SM 5310 B	2	0	100
2008/09-1	Hydrocarbon	EPA 1664A	1	0	100
2008/09-1	Metal	EPA 1631Em	2	0	100
2008/09-1	Metal	EPA 200.8m	22	0	100
2008/09-1	Metal	SM 3500-Cr D	2	0	100
2008/09-1	Nutrient	EPA 300.0	6	0	100
2008/09-1	Nutrient	EPA 351.1	2	0	100
2008/09-1	Nutrient	SM 4500-NH3 F	2	0	100
2008/09-1	Nutrient	SM 4500-P E	4	0	100
2008/09-1	Organic	EPA 625m	82	15	81.7
2008/09-1	Organic	EPA 8260B	2	0	100
2008/09-1	PCB	EPA 625m	108	0	100
2008/09-1	Pesticide	EPA 625m	98	8	91.8
2008/09-1	Pesticide	EPA 8151A	6	6	0
2008/09-2	Anion	EPA 300.0	6	0	100
2008/09-2	Anion	EPA 314.0	2	0	100
2008/09-2	Conventional	SM 5310 B	2	0	100
2008/09-2	Hydrocarbon	EPA 1664	1	0	100
2008/09-2	Hydrocarbon	EPA 1664A	1	0	100
2008/09-2	Metal	EPA 1631Em	2	0	100
2008/09-2	Metal	EPA 200.8m	22	0	100
2008/09-2	Metal	SM 3500-Cr D	2	0	100
2008/09-2	Nutrient	EPA 300.0	6	0	100
2008/09-2	Nutrient	EPA 351.1	2	0	100
2008/09-2	Nutrient	SM 4500-NH3 F	2	0	100.0
2008/09-2	Nutrient	SM 4500-P E	4	0	100
2008/09-2	Organic	EPA 625m	82	2	97.6
2008/09-2	PCB	EPA 625m	108	0	100
2008/09-2	Pesticide	EPA 547	2	1	50
2008/09-2	Pesticide	EPA 625m	98	44	55.1
2008/09-2	Pesticide	EPA 8151A	6	6	0

Appendix I

2008/09 QA/QC Results: Matrix Spike Recovery Success Rates

<i>Event ID</i>	<i>Classification</i>	<i>Method</i>	<i>Total Number</i>	<i>Number Outside DQO</i>	<i>Success Rate</i>
2008/09-3	Anion	EPA 300.0	4	0	100
2008/09-3	Conventional	SM 5310 B	2	0	100
2008/09-3	Hydrocarbon	EPA 1664A	2	0	100
2008/09-3	Metal	EPA 1631Em	2	0	100
2008/09-3	Metal	EPA 200.8m	22	0	100
2008/09-3	Metal	SM 3500-Cr D	2	0	100
2008/09-3	Nutrient	EPA 300.0	6	0	100
2008/09-3	Nutrient	EPA 351.1	2	0	100
2008/09-3	Nutrient	SM 4500-NH3 F	2	0	100
2008/09-3	Nutrient	SM 4500-P E	4	0	100
2008/09-3	Organic	EPA 625m	82	5	93.9
2008/09-3	PCB	EPA 625m	108	20	81.5
2008/09-3	Pesticide	EPA 547	2	0	100
2008/09-3	Pesticide	EPA 625m	98	47	52

APPENDIX J

2008/09 QA/QC Results: Matrix Spike RPD Success Rates

Appendix J

2008/09 QA/QC Results: Matrix Spike RPD Success Rates

<i>Event ID</i>	<i>Classification</i>	<i>Method</i>	<i>Total Number</i>	<i>Number Outside DQO</i>	<i>Success Rate</i>
2008/09-PRE	Metal	EPA 200.8m	11	0	100
2008/09-1	Anion	EPA 300.0	2	0	100
2008/09-1	Anion	EPA 314.0	1	0	100
2008/09-1	Conventional	SM 5310 B	1	0	100
2008/09-1	Metal	EPA 1631Em	1	0	100
2008/09-1	Metal	EPA 200.8m	11	0	100
2008/09-1	Metal	SM 3500-Cr D	1	0	100
2008/09-1	Nutrient	EPA 300.0	3	0	100
2008/09-1	Nutrient	EPA 351.1	1	0	100
2008/09-1	Nutrient	SM 4500-NH3 F	1	0	100
2008/09-1	Nutrient	SM 4500-P E	2	0	100
2008/09-1	Organic	EPA 625m	41	11	73.2
2008/09-1	Organic	EPA 8260B	1	0	100
2008/09-1	PCB	EPA 625m	54	0	100
2008/09-1	Pesticide	EPA 625m	49	4	91.8
2008/09-1	Pesticide	EPA 8151A	3	0	100
2008/09-2	Anion	EPA 300.0	3	0	100
2008/09-2	Anion	EPA 314.0	1	0	100
2008/09-2	Conventional	SM 5310 B	1	0	100
2008/09-2	Metal	EPA 1631Em	1	0	100
2008/09-2	Metal	EPA 200.8m	11	0	100
2008/09-2	Metal	SM 3500-Cr D	1	0	100
2008/09-2	Nutrient	EPA 300.0	3	0	100
2008/09-2	Nutrient	EPA 351.1	1	0	100
2008/09-2	Nutrient	SM 4500-NH3 F	1	0	100
2008/09-2	Nutrient	SM 4500-P E	2	0	100
2008/09-2	Organic	EPA 625m	41	0	100
2008/09-2	PCB	EPA 625m	54	0	100
2008/09-2	Pesticide	EPA 547	1	0	100
2008/09-2	Pesticide	EPA 625m	49	0	100.0
2008/09-2	Pesticide	EPA 8151A	3	1	66.7
2008/09-3	Anion	EPA 300.0	2	0	100
2008/09-3	Conventional	SM 5310 B	1	0	100
2008/09-3	Hydrocarbon	EPA 1664A	1	0	100

Appendix J

2008/09 QA/QC Results: Matrix Spike RPD Success Rates

<i>Event ID</i>	<i>Classification</i>	<i>Method</i>	<i>Total Number</i>	<i>Number Outside DQO</i>	<i>Success Rate</i>
2008/09-3	Metal	EPA 1631Em	1	0	100
2008/09-3	Metal	EPA 200.8m	11	0	100
2008/09-3	Metal	SM 3500-Cr D	1	0	100
2008/09-3	Nutrient	EPA 300.0	3	0	100
2008/09-3	Nutrient	EPA 351.1	1	0	100
2008/09-3	Nutrient	SM 4500-NH3 F	1	0	100
2008/09-3	Nutrient	SM 4500-P E	2	0	100
2008/09-3	Organic	EPA 625m	41	0	100
2008/09-3	PCB	EPA 625m	54	0	100
2008/09-3	Pesticide	EPA 547	1	0	100
2008/09-3	Pesticide	EPA 625m	49	0	100

APPENDIX K

2008/09 QA/QC Results:
Environmental Surrogate Spike Recovery Success Rates

Appendix K

2008/09 QA/QC Results: Environmental Surrogate Spike Recovery Success Rates

<i>Event ID</i>	<i>Classification</i>	<i>Method</i>	<i>Total Number</i>	<i>Number Outside DQO</i>	<i>Success Rate</i>
2008/09-1	Organic	EPA 625m	64	4	93.8
2008/09-1	Organic	EPA 8151A	7	4	42.9
2008/09-1	Organic	EPA 8260B	16	0	100
2008/09-1	PCB	EPA 625m	24	0	100
2008/09-2	Organic	EPA 625m	40	5	87.5
2008/09-2	Organic	EPA 8151A	4	3	25
2008/09-2	PCB	EPA 625m	15	0	100
2008/09-3	Organic	EPA 625m	32	7	78.1
2008/09-3	Organic	EPA 8151A	3	3	0
2008/09-3	PCB	EPA 625m	12	0	100

APPENDIX L

2008/09 QA/QC Results:
Laboratory Control Spike Recovery Success Rates

Appendix J

2008/09 QA/QC Results: Matrix Spike RPD Success Rates

<i>Event ID</i>	<i>Classification</i>	<i>Method</i>	<i>Total Number</i>	<i>Number Outside DQO</i>	<i>Success Rate</i>
2008/09-PRE	Metal	EPA 200.8m	11	0	100
2008/09-1	Anion	EPA 300.0	2	0	100
2008/09-1	Anion	EPA 314.0	1	0	100
2008/09-1	Conventional	SM 5310 B	1	0	100
2008/09-1	Metal	EPA 1631Em	1	0	100
2008/09-1	Metal	EPA 200.8m	11	0	100
2008/09-1	Metal	SM 3500-Cr D	1	0	100
2008/09-1	Nutrient	EPA 300.0	3	0	100
2008/09-1	Nutrient	EPA 351.1	1	0	100
2008/09-1	Nutrient	SM 4500-NH3 F	1	0	100
2008/09-1	Nutrient	SM 4500-P E	2	0	100
2008/09-1	Organic	EPA 625m	41	11	73.2
2008/09-1	Organic	EPA 8260B	1	0	100
2008/09-1	PCB	EPA 625m	54	0	100
2008/09-1	Pesticide	EPA 625m	49	4	91.8
2008/09-1	Pesticide	EPA 8151A	3	0	100
2008/09-2	Anion	EPA 300.0	3	0	100
2008/09-2	Anion	EPA 314.0	1	0	100
2008/09-2	Conventional	SM 5310 B	1	0	100
2008/09-2	Metal	EPA 1631Em	1	0	100
2008/09-2	Metal	EPA 200.8m	11	0	100
2008/09-2	Metal	SM 3500-Cr D	1	0	100
2008/09-2	Nutrient	EPA 300.0	3	0	100
2008/09-2	Nutrient	EPA 351.1	1	0	100
2008/09-2	Nutrient	SM 4500-NH3 F	1	0	100
2008/09-2	Nutrient	SM 4500-P E	2	0	100
2008/09-2	Organic	EPA 625m	41	0	100
2008/09-2	PCB	EPA 625m	54	0	100
2008/09-2	Pesticide	EPA 547	1	0	100
2008/09-2	Pesticide	EPA 625m	49	0	100.0
2008/09-2	Pesticide	EPA 8151A	3	1	66.7
2008/09-3	Anion	EPA 300.0	2	0	100
2008/09-3	Conventional	SM 5310 B	1	0	100
2008/09-3	Hydrocarbon	EPA 1664A	1	0	100

Appendix J

2008/09 QA/QC Results: Matrix Spike RPD Success Rates

<i>Event ID</i>	<i>Classification</i>	<i>Method</i>	<i>Total Number</i>	<i>Number Outside DQO</i>	<i>Success Rate</i>
2008/09-3	Metal	EPA 1631Em	1	0	100
2008/09-3	Metal	EPA 200.8m	11	0	100
2008/09-3	Metal	SM 3500-Cr D	1	0	100
2008/09-3	Nutrient	EPA 300.0	3	0	100
2008/09-3	Nutrient	EPA 351.1	1	0	100
2008/09-3	Nutrient	SM 4500-NH3 F	1	0	100
2008/09-3	Nutrient	SM 4500-P E	2	0	100
2008/09-3	Organic	EPA 625m	41	0	100
2008/09-3	PCB	EPA 625m	54	0	100
2008/09-3	Pesticide	EPA 547	1	0	100
2008/09-3	Pesticide	EPA 625m	49	0	100

APPENDIX M

**2008/09 QA/QC Results:
Laboratory Control Spike RPD Success Rates**

Appendix M

2008/09 QA/QC Results: Laboratory Control Spike RPD Success Rates

<i>Event ID</i>	<i>Classification</i>	<i>Method</i>	<i>Total Number</i>	<i>Number Outside DQO</i>	<i>Success Rate</i>
2008/09-PRE	Organic	EPA 625m	41	0	100
2008/09-PRE	PCB	EPA 625m	54	0	100
2008/09-PRE	Pesticide	EPA 625m	46	0	100
2008/09-1	Anion	EPA 300.0	2	0	100
2008/09-1	Anion	EPA 314.0	1	0	100
2008/09-1	Conventional	SM 2540 C	1	0	100
2008/09-1	Conventional	SM 5310 B	1	0	100
2008/09-1	Hydrocarbon	EPA 1664	1	0	100
2008/09-1	Hydrocarbon	EPA 1664A	1	0	100
2008/09-1	Metal	EPA 1631Em	1	0	100
2008/09-1	Metal	SM 3500-Cr D	1	0	100
2008/09-1	Nutrient	EPA 300.0	6	0	100
2008/09-1	Nutrient	SM 4500-NH3 F	1	0	100
2008/09-1	Nutrient	SM 4500-P E	2	0	100
2008/09-1	Organic	EPA 625m	41	1	97.6
2008/09-1	Organic	EPA 8260B	1	0	100
2008/09-1	PCB	EPA 625m	54	0	100
2008/09-1	Pesticide	EPA 625m	49	0	100
2008/09-1	Pesticide	EPA 8151A	3	0	100
2008/09-2	Anion	EPA 300.0	2	0	100
2008/09-2	Anion	EPA 314.0	1	0	100
2008/09-2	Conventional	SM 2540 C	1	0	100
2008/09-2	Conventional	SM 5310 B	1	0	100
2008/09-2	Hydrocarbon	EPA 1664	1	0	100
2008/09-2	Hydrocarbon	EPA 1664A	1	0	100
2008/09-2	Metal	EPA 1631Em	1	0	100
2008/09-2	Metal	SM 3500-Cr D	1	0	100
2008/09-2	Nutrient	EPA 300.0	3	0	100
2008/09-2	Nutrient	SM 4500-NH3 F	1	0	100
2008/09-2	Nutrient	SM 4500-P E	2	0	100
2008/09-2	Organic	EPA 625m	41	0	100
2008/09-2	PCB	EPA 625m	54	0	100
2008/09-2	Pesticide	EPA 625m	48	0	100
2008/09-2	Pesticide	EPA 8151A	3	0	100

Appendix M

2008/09 QA/QC Results: Laboratory Control Spike RPD Success Rates

<i>Event ID</i>	<i>Classification</i>	<i>Method</i>	<i>Total Number</i>	<i>Number Outside DQO</i>	<i>Success Rate</i>
2008/09-3	Anion	EPA 300.0	2	0	100
2008/09-3	Anion	EPA 314.0	1	0	100
2008/09-3	Conventional	SM 2540 C	1	0	100
2008/09-3	Conventional	SM 5310 B	1	0	100
2008/09-3	Hydrocarbon	EPA 1664	1	0	100
2008/09-3	Hydrocarbon	EPA 1664A	1	0	100
2008/09-3	Metal	EPA 1631Em	1	0	100
2008/09-3	Metal	SM 3500-Cr D	1	0	100
2008/09-3	Nutrient	EPA 300.0	3	0	100
2008/09-3	Nutrient	SM 4500-NH3 F	1	0	100
2008/09-3	Nutrient	SM 4500-P E	2	0	100
2008/09-3	Organic	EPA 625m	41	0	100
2008/09-3	PCB	EPA 625m	54	0	100
2008/09-3	Pesticide	EPA 625m	49	1	98
2008/09-3	Pesticide	EPA 8151A	3	0	100

APPENDIX N

2008/09 QA/QC Results: Holding Time Success Rates

Appendix N

2008/09 QA/QC Results: Holding Time Success Rates

<i>Event ID</i>	<i>Classification</i>	<i>Method</i>	<i>Total Number</i>	<i>Number Outside DQO</i>	<i>Success Rate</i>
2008/09-PRE	Conventional	SM 2340 B	2	0	100
2008/09-PRE	Metal	EPA 200.8m	22	0	100
2008/09-PRE	Organic	EPA 625m	66	0	100
2008/09-PRE	PCB	EPA 625m	61	0	100
2008/09-PRE	Pesticide	EPA 625m	47	0	100
2008/09-1	Anion	EPA 300.0	16	0	100
2008/09-1	Anion	EPA 314.0	7	0	100
2008/09-1	Bacteriological	Enterolert	7	0	100
2008/09-1	Bacteriological	MMO-MUG	14	0	100
2008/09-1	Bacteriological	SM 9221 E	7	0	100
2008/09-1	Conventional	EPA 180.1	8	0	100
2008/09-1	Conventional	SM 2340 B	8	0	100
2008/09-1	Conventional	SM 2510	8	0	100
2008/09-1	Conventional	SM 2540 C	8	0	100
2008/09-1	Conventional	SM 2540 D	8	0	100
2008/09-1	Conventional	SM 4500H+	8	0	100
2008/09-1	Conventional	SM 5210 B	7	0	100
2008/09-1	Conventional	SM 5310 B	8	0	100
2008/09-1	Hydrocarbon	EPA 1664	7	0	100
2008/09-1	Hydrocarbon	EPA 1664A	7	0	100
2008/09-1	Metal	EPA 1631Em	18	0	100
2008/09-1	Metal	EPA 200.8m	176	0	100
2008/09-1	Metal	SM 3500-Cr D	8	0	100
2008/09-1	Nutrient	EPA 300.0	24	0	100
2008/09-1	Nutrient	EPA 351.1	8	0	100
2008/09-1	Nutrient	SM 4500-NH3 F	8	0	100
2008/09-1	Nutrient	SM 4500-P E	16	0	100
2008/09-1	Organic	EPA 625m	528	0	100
2008/09-1	Organic	EPA 8260B	4	0	100
2008/09-1	PCB	EPA 625m	488	0	100
2008/09-1	Pesticide	EPA 547	7	0	100
2008/09-1	Pesticide	EPA 625m	392	0	100
2008/09-1	Pesticide	EPA 8151A	70	0	100
2008/09-2	Anion	EPA 300.0	11	0	100

Appendix N

2008/09 QA/QC Results: Holding Time Success Rates

<i>Event ID</i>	<i>Classification</i>	<i>Method</i>	<i>Total Number</i>	<i>Number Outside DQO</i>	<i>Success Rate</i>
2008/09-2	Anion	EPA 314.0	4	0	100
2008/09-2	Bacteriological	Enterolert	5	0	100
2008/09-2	Bacteriological	MMO-MUG	10	0	100
2008/09-2	Bacteriological	SM 9221 E	5	0	100
2008/09-2	Conventional	EPA 180.1	5	0	100
2008/09-2	Conventional	EPA 405.1	1	0	100
2008/09-2	Conventional	SM 2340 B	6	0	100
2008/09-2	Conventional	SM 2510	5	0	100
2008/09-2	Conventional	SM 2540 C	5	0	100
2008/09-2	Conventional	SM 2540 D	5	0	100
2008/09-2	Conventional	SM 4500H+	5	0	100
2008/09-2	Conventional	SM 5210 B	3	0	100
2008/09-2	Conventional	SM 5310 B	5	0	100
2008/09-2	Hydrocarbon	EPA 1664	4	0	100
2008/09-2	Hydrocarbon	EPA 1664A	4	0	100
2008/09-2	Metal	EPA 1631Em	12	0	100
2008/09-2	Metal	EPA 200.8m	121	0	100
2008/09-2	Metal	SM 3500-Cr D	5	0	100
2008/09-2	Nutrient	EPA 300.0	15	0	100
2008/09-2	Nutrient	EPA 351.1	5	0	100
2008/09-2	Nutrient	SM 4500-NH3 F	5	0	100
2008/09-2	Nutrient	SM 4500-P E	10	0	100
2008/09-2	Organic	EPA 625m	396	0	100
2008/09-2	PCB	EPA 625m	366	0	100
2008/09-2	Pesticide	EPA 547	3	0	100
2008/09-2	Pesticide	EPA 625m	294	0	100
2008/09-2	Pesticide	EPA 8151A	40	0	100
2008/09-3	Anion	EPA 300.0	8	0	100
2008/09-3	Anion	EPA 314.0	3	0	100
2008/09-3	Bacteriological	Enterolert	4	0	100
2008/09-3	Bacteriological	MMO-MUG	8	0	100
2008/09-3	Bacteriological	SM 9221 E	4	0	100
2008/09-3	Conventional	EPA 180.1	4	0	100
2008/09-3	Conventional	SM 2340 B	5	0	100

Appendix N

2008/09 QA/QC Results: Holding Time Success Rates

<i>Event ID</i>	<i>Classification</i>	<i>Method</i>	<i>Total Number</i>	<i>Number Outside DQO</i>	<i>Success Rate</i>
2008/09-3	Conventional	SM 2510	4	0	100
2008/09-3	Conventional	SM 2540 C	4	0	100
2008/09-3	Conventional	SM 2540 D	4	0	100
2008/09-3	Conventional	SM 4500H+	4	0	100
2008/09-3	Conventional	SM 5210 B	3	0	100
2008/09-3	Conventional	SM 5310 B	4	0	100
2008/09-3	Hydrocarbon	EPA 1664	4	0	100
2008/09-3	Hydrocarbon	EPA 1664A	3	0	100
2008/09-3	Metal	EPA 1631Em	10	0	100
2008/09-3	Metal	EPA 200.8m	99	0	100
2008/09-3	Metal	SM 3500-Cr D	4	0	100
2008/09-3	Nutrient	EPA 300.0	12	0	100
2008/09-3	Nutrient	EPA 351.1	4	0	100
2008/09-3	Nutrient	SM 4500-NH3 F	4	0	100
2008/09-3	Nutrient	SM 4500-P E	8	0	100
2008/09-3	Organic	EPA 625m	330	0	100
2008/09-3	PCB	EPA 625m	305	0	100
2008/09-3	Pesticide	EPA 547	3	0	100
2008/09-3	Pesticide	EPA 625m	245	0	100
2008/09-3	Pesticide	EPA 8151A	30	0	100

APPENDIX O

2008/09 Aquatic Toxicity Testing Laboratory Reports



TOXICITY TESTING • OCEANOGRAPHIC RESEARCH

December 9, 2008

Mr. Arnie Anselm
Ventura County Watershed Protection District
800 South Victoria Ave
Ventura, CA 93009

Dear Mr. Anselm:

We are pleased to present the enclosed bioassay report. The test was conducted under guidelines prescribed in *Short-Term Methods for Measuring the Chronic Toxicity of Effluents and Receiving Waters to West Coast Marine and Estuarine Organisms, EPA-600/R95/136, 1995*. Results were as follows:


CLIENT:	County of Ventura
SAMPLE I.D.:	ME-CC
DATE RECEIVED:	26 Nov - 08
ABC LAB. NO.:	VCF1108.341

CHRONIC SEA URCHIN FERTILIZATION BIOASSAY

NOEC = 100.00 %
TU_c = 1.00

IC₂₅ = >100.00 %
IC₅₀ = >100.00 %

Yours very truly,



Thomas (Tim) Mikel
Laboratory Director

Sperm Cell Fertilization Test-Proportion Fertilized

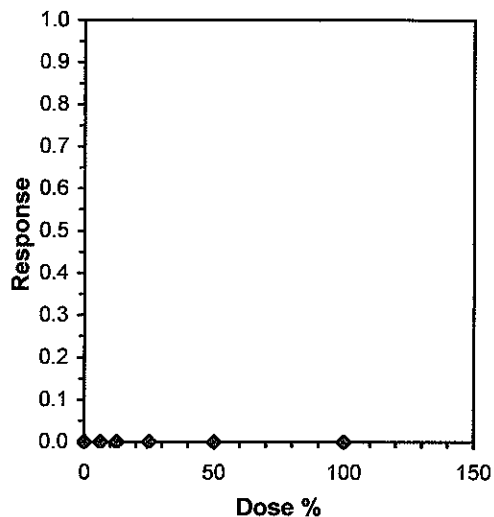
Start Date: 11/28/2008	Test ID: VCF1108341	Sample ID: CA000000
End Date: 11/28/2008	Lab ID: CAABC	Sample Type: EFF1-POTW
Sample Date: 11/26/2008	Protocol: EPA600/R95/136 1995	Test Species: SP-Strongylocentrotus purpuratus
Comments: ME-CC		

Conc-%	1	2	3	4
N Control	1.0000	1.0000	1.0000	1.0000
6.25	1.0000	1.0000	1.0000	1.0000
12.5	1.0000	1.0000	1.0000	1.0000
25	1.0000	1.0000	1.0000	1.0000
50	1.0000	1.0000	1.0000	1.0000
100	1.0000	1.0000	1.0000	1.0000

Conc-%	Mean	N-Mean	Transform: Arcsin Square Root					Rank Sum	1-Tailed Critical	Isotonic	
			Mean	Min	Max	CV%	N			Mean	N-Mean
N Control	1.0000	1.0000	1.5208	1.5208	1.5208	0.000	4			1.0000	1.0000
6.25	1.0000	1.0000	1.5208	1.5208	1.5208	0.000	4	18.00	10.00	1.0000	1.0000
12.5	1.0000	1.0000	1.5208	1.5208	1.5208	0.000	4	18.00	10.00	1.0000	1.0000
25	1.0000	1.0000	1.5208	1.5208	1.5208	0.000	4	18.00	10.00	1.0000	1.0000
50	1.0000	1.0000	1.5208	1.5208	1.5208	0.000	4	18.00	10.00	1.0000	1.0000
100	1.0000	1.0000	1.5208	1.5208	1.5208	0.000	4	18.00	10.00	1.0000	1.0000

Auxiliary Tests	Statistic	Critical	Skew	Kurt
Shapiro-Wilk's Test indicates normal distribution (p > 0.01)	1	0.884		
Equality of variance cannot be confirmed				
Hypothesis Test (1-tail, 0.05)	NOEC	LOEC	ChV	TU
Steel's Many-One Rank Test	100	>100		1
Treatments vs N Control!				

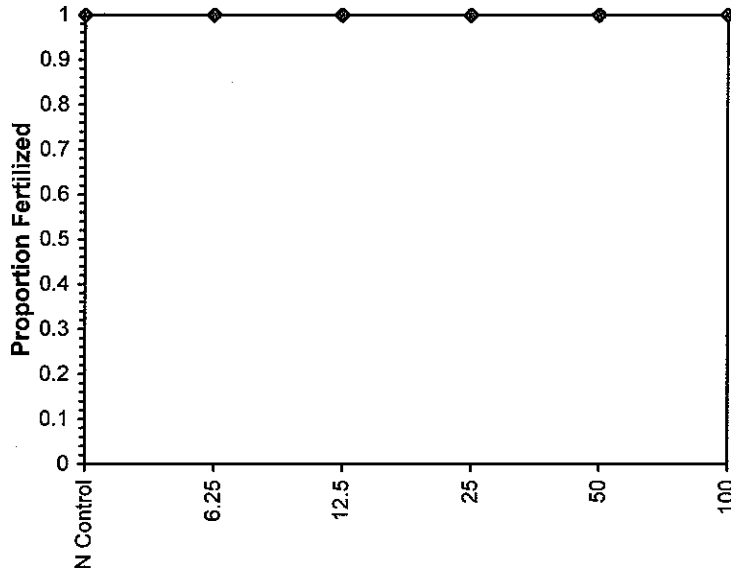
Linear Interpolation (200 Resamples)				
Point	%	SD	95% CL(Exp)	Skew
IC05	>100			
IC10	>100			
IC15	>100			
IC20	>100			
IC25	>100			
IC40	>100			
IC50	>100			



Sperm Cell Fertilization Test-Proportion Fertilized

Start Date: 11/28/2008	Test ID: VCF1108341	Sample ID: CA000000
End Date: 11/28/2008	Lab ID: CAABC	Sample Type: EFF1-POTW
Sample Date: 11/26/2008	Protocol: EPA600/R95/136 1995	Test Species: SP-Strongylocentrotus purpuratus
Comments: ME-CC		

Dose-Response Plot



Sperm Cell Fertilization Test-Proportion Fertilized

Start Date: 11/28/2008	Test ID: VCF1108341	Sample ID: CA000000
End Date: 11/28/2008	Lab ID: CAABC	Sample Type: EFF1-POTW
Sample Date: 11/26/2008	Protocol: EPA600/R95/136 1995	Test Species: SP-Strongylocentrotus purpuratus
Comments: ME-CC		

Auxiliary Data Summary

Conc-%	Parameter	Mean	Min	Max	SD	CV%	N
N Control	Temp C	15.00	15.00	15.00	0.00	0.00	2
6.5		15.00	15.00	15.00	0.00	0.00	1
6.25		15.00	15.00	15.00	0.00	0.00	1
12.5		15.00	15.00	15.00	0.00	0.00	2
25		15.00	15.00	15.00	0.00	0.00	2
50		15.00	15.00	15.00	0.00	0.00	2
100		15.00	15.00	15.00	0.00	0.00	2
N Control		pH	7.85	7.80	7.90	0.07	3.39
6.5	7.90		7.90	7.90	0.00	0.00	1
6.25	7.80		7.80	7.80	0.00	0.00	1
12.5	7.90		7.90	7.90	0.00	0.00	2
25	7.90		7.90	7.90	0.00	0.00	2
50	7.90		7.90	7.90	0.00	0.00	2
100	7.90		7.90	7.90	0.00	0.00	2
N Control	DO mg/L		6.05	5.90	6.20	0.21	7.61
6.5		6.20	6.20	6.20	0.00	0.00	1
6.25		5.50	5.50	5.50	0.00	0.00	1
12.5		5.85	5.50	6.20	0.49	12.03	2
25		5.90	5.50	6.30	0.57	12.75	2
50		5.95	5.60	6.30	0.49	11.82	2
100		5.95	5.60	6.30	0.49	11.82	2
N Control		Salinity ppt	34.00	34.00	34.00	0.00	0.00
6.5	34.00		34.00	34.00	0.00	0.00	1
6.25	34.00		34.00	34.00	0.00	0.00	1
12.5	34.00		34.00	34.00	0.00	0.00	2
25	34.00		34.00	34.00	0.00	0.00	2
50	34.00		34.00	34.00	0.00	0.00	2
100	34.00		34.00	34.00	0.00	0.00	2



TOXICITY TESTING • OCEANOGRAPHIC RESEARCH

December 9, 2008

Mr. Arnie Anselm
Ventura County Watershed Protection District
800 South Victoria Ave
Ventura, CA 93009

Dear Mr. Anselm:


We are pleased to present the enclosed bioassay report. The test was conducted under guidelines prescribed in *Short-Term Methods for Measuring the Chronic Toxicity of Effluents and Receiving Waters to West Coast Marine and Estuarine Organisms*, EPA-600/R95/136, 1995. Results were as follows:

CLIENT:	County of Ventura
SAMPLE I.D.:	ME-SCR
DATE RECEIVED:	26 Nov - 08
ABC LAB. NO.:	VCF1108.342

CHRONIC SEA URCHIN FERTILIZATION BIOASSAY

NOEC	=	100.00 %
TU _c	=	1.00
IC ₂₅	=	>100.00 %
IC ₅₀	=	>100.00 %

Yours very truly,



Thomas (Tim) Mikel
Laboratory Director

Sperm Cell Fertilization Test-Proportion Fertilized

Start Date: 11/28/2008	Test ID: VCF1108342	Sample ID: CA000000
End Date: 11/28/2008	Lab ID: CAABC	Sample Type: EFF1-POTW
Sample Date: 11/26/2008	Protocol: EPA600/R95/136 1995	Test Species: SP-Strongylocentrotus purpuratus
Comments: ME-SCR		

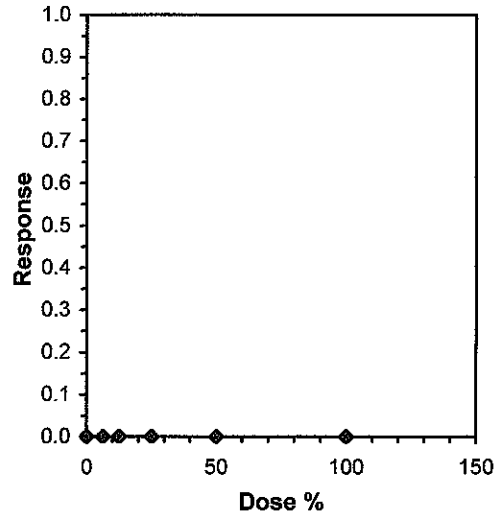
Conc-%	1	2	3	4
N Control	1.0000	1.0000	1.0000	1.0000
6.25	1.0000	1.0000	1.0000	1.0000
12.5	1.0000	1.0000	1.0000	1.0000
25	1.0000	1.0000	1.0000	1.0000
50	1.0000	1.0000	1.0000	1.0000
100	1.0000	1.0000	1.0000	1.0000

Conc-%	Transform: Arcsin Square Root							Rank Sum	1-Tailed Critical	Isotonic	
	Mean	N-Mean	Mean	Min	Max	CV%	N			Mean	N-Mean
N Control	1.0000	1.0000	1.5208	1.5208	1.5208	0.000	4			1.0000	1.0000
6.25	1.0000	1.0000	1.5208	1.5208	1.5208	0.000	4	18.00	10.00	1.0000	1.0000
12.5	1.0000	1.0000	1.5208	1.5208	1.5208	0.000	4	18.00	10.00	1.0000	1.0000
25	1.0000	1.0000	1.5208	1.5208	1.5208	0.000	4	18.00	10.00	1.0000	1.0000
50	1.0000	1.0000	1.5208	1.5208	1.5208	0.000	4	18.00	10.00	1.0000	1.0000
100	1.0000	1.0000	1.5208	1.5208	1.5208	0.000	4	18.00	10.00	1.0000	1.0000

Auxiliary Tests	Statistic	Critical	Skew	Kurt
Shapiro-Wilk's Test indicates normal distribution ($p > 0.01$)	1	0.884		
Equality of variance cannot be confirmed				
Hypothesis Test (1-tail, 0.05)	NOEC	LOEC	ChV	TU
Steel's Many-One Rank Test	100	>100		1
Treatments vs N Control				

Linear Interpolation (200 Resamples)

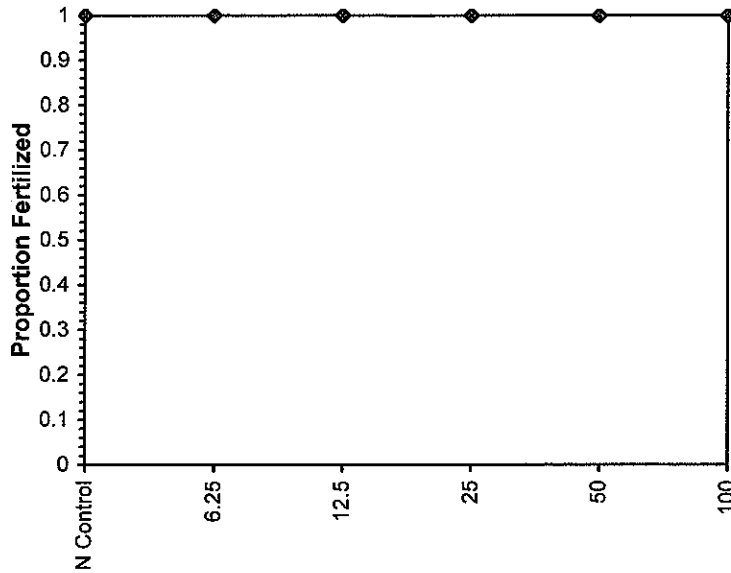
Point	%	SD	95% CL(Exp)	Skew
IC05	>100			
IC10	>100			
IC15	>100			
IC20	>100			
IC25	>100			
IC40	>100			
IC50	>100			



Sperm Cell Fertilization Test-Proportion Fertilized

Start Date: 11/28/2008	Test ID: VCF1108342	Sample ID: CA000000
End Date: 11/28/2008	Lab ID: CAABC	Sample Type: EFF1-POTW
Sample Date: 11/26/2008	Protocol: EPA600/R95/136 1995	Test Species: SP-Strongylocentrotus purpuratus
Comments: ME-SCR		

Dose-Response Plot



Sperm Cell Fertilization Test-Proportion Fertilized

Start Date: 11/28/2008	Test ID: VCF1108342	Sample ID: CA000000
End Date: 11/28/2008	Lab ID: CAABC	Sample Type: EFF1-POTW
Sample Date: 11/26/2008	Protocol: EPA600/R95/136 1995	Test Species: SP-Strongylocentrotus purpuratus
Comments: ME-SCR		

Auxiliary Data Summary

Conc-%	Parameter	Mean	Min	Max	SD	CV%	N
N Control	Temp C	15.00	15.00	15.00	0.00	0.00	2
6.5		15.00	15.00	15.00	0.00	0.00	1
6.25		15.00	15.00	15.00	0.00	0.00	1
12.5		15.00	15.00	15.00	0.00	0.00	2
25		15.00	15.00	15.00	0.00	0.00	2
50		15.00	15.00	15.00	0.00	0.00	2
100		15.00	15.00	15.00	0.00	0.00	2
N Control	pH	7.85	7.80	7.90	0.07	3.39	2
6.5		7.90	7.90	7.90	0.00	0.00	1
6.25		7.80	7.80	7.80	0.00	0.00	1
12.5		7.85	7.80	7.90	0.07	3.39	2
25		7.90	7.90	7.90	0.00	0.00	2
50		7.90	7.90	7.90	0.00	0.00	2
100		7.90	7.90	7.90	0.00	0.00	2
N Control	DO mg/L	6.05	5.90	6.20	0.21	7.61	2
6.5		6.20	6.20	6.20	0.00	0.00	1
6.25		5.50	5.50	5.50	0.00	0.00	1
12.5		5.85	5.50	6.20	0.49	12.03	2
25		5.95	5.60	6.30	0.49	11.82	2
50		5.95	5.60	6.30	0.49	11.82	2
100		6.00	5.70	6.30	0.42	10.86	2
N Control	Salinity ppt	34.00	34.00	34.00	0.00	0.00	2
6.5		34.00	34.00	34.00	0.00	0.00	1
6.25		34.00	34.00	34.00	0.00	0.00	1
12.5		34.00	34.00	34.00	0.00	0.00	2
25		34.00	34.00	34.00	0.00	0.00	2
50		34.00	34.00	34.00	0.00	0.00	2
100		34.00	34.00	34.00	0.00	0.00	2



TOXICITY TESTING • OCEANOGRAPHIC RESEARCH

December 9, 2008

Mr. Arnie Anselm
Ventura County Watershed Protection District
800 South Victoria Ave
Ventura, CA 93009

Dear Mr. Anselm:

We are pleased to present the enclosed bioassay report. The test was conducted under guidelines prescribed in *Short-Term Methods for Measuring the Chronic Toxicity of Effluents and Receiving Waters to West Coast Marine and Estuarine Organisms*, EPA-600/R95/136, 1995. Results were as follows:

CLIENT:	County of Ventura
SAMPLE I.D.:	ME-VR2
DATE RECEIVED:	26 Nov - 08
ABC LAB. NO.:	VCF1108.343

CHRONIC SEA URCHIN FERTILIZATION BIOASSAY

NOEC = 100.00 %

TU_c = 1.00

IC₂₅ = >100.00 %

IC₅₀ = >100.00 %

Yours very truly,



Thomas (Tim) Mikel
Laboratory Director

Sperm Cell Fertilization Test-Proportion Fertilized

Start Date: 11/28/2008	Test ID: VCF1108343	Sample ID: CA000000
End Date: 11/28/2008	Lab ID: CAABC	Sample Type: EFF1-POTW
Sample Date: 11/26/2008	Protocol: EPA600/R95/136 1995	Test Species: SP-Strongylocentrotus purpuratus
Comments: ME-VR2		

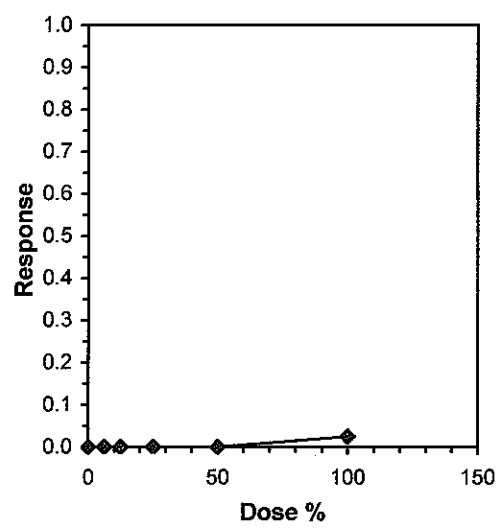
Conc-%	1	2	3	4
N Control	1.0000	1.0000	1.0000	1.0000
6.25	1.0000	1.0000	1.0000	1.0000
12.5	1.0000	1.0000	1.0000	1.0000
25	1.0000	1.0000	1.0000	1.0000
50	1.0000	1.0000	1.0000	1.0000
100	1.0000	1.0000	0.9400	0.9600

Conc-%	Mean	N-Mean	Transform: Arcsin Square Root					Rank Sum	1-Tailed Critical	Isotonic	
			Mean	Min	Max	CV%	N			Mean	N-Mean
N Control	1.0000	1.0000	1.5208	1.5208	1.5208	0.000	4			1.0000	1.0000
6.25	1.0000	1.0000	1.5208	1.5208	1.5208	0.000	4	18.00	10.00	1.0000	1.0000
12.5	1.0000	1.0000	1.5208	1.5208	1.5208	0.000	4	18.00	10.00	1.0000	1.0000
25	1.0000	1.0000	1.5208	1.5208	1.5208	0.000	4	18.00	10.00	1.0000	1.0000
50	1.0000	1.0000	1.5208	1.5208	1.5208	0.000	4	18.00	10.00	1.0000	1.0000
100	0.9750	0.9750	1.4336	1.3233	1.5208	7.145	4	14.00	10.00	0.9750	0.9750

Auxiliary Tests	Statistic	Critical	Skew	Kurt
Shapiro-Wilk's Test indicates non-normal distribution (p <= 0.01)	0.58415	0.884	-0.2605	5.01572
Equality of variance cannot be confirmed				

Hypothesis Test (1-tail, 0.05)	NOEC	LOEC	ChV	TU
Steel's Many-One Rank Test	100	>100		1
Treatments vs N Control				

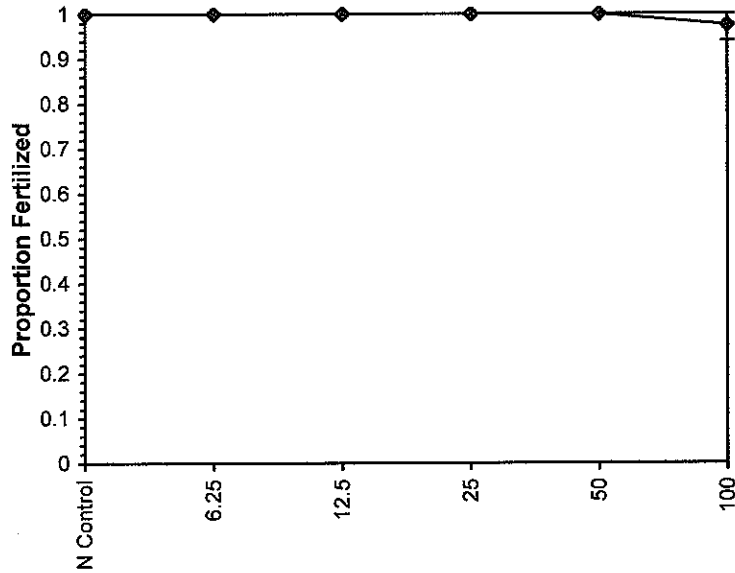
Linear Interpolation (200 Resamples)				
Point	%	SD	95% CL(Exp)	Skew
IC05	>100			
IC10	>100			
IC15	>100			
IC20	>100			
IC25	>100			
IC40	>100			
IC50	>100			



Sperm Cell Fertilization Test-Proportion Fertilized

Start Date: 11/28/2008	Test ID: VCF1108343	Sample ID: CA000000
End Date: 11/28/2008	Lab ID: CAABC	Sample Type: EFF1-POTW
Sample Date: 11/26/2008	Protocol: EPA600/R95/136 1995	Test Species: SP-Strongylocentrotus purpuratus
Comments: ME-VR2		

Dose-Response Plot



Sperm Cell Fertilization Test-Proportion Fertilized

Start Date: 11/28/2008	Test ID: VCF1108343	Sample ID: CA000000
End Date: 11/28/2008	Lab ID: CAABC	Sample Type: EFF1-POTW
Sample Date: 11/26/2008	Protocol: EPA600/R95/136 1995	Test Species: SP-Strongylocentrotus purpuratus
Comments: ME-VR2		

Auxiliary Data Summary

Conc-%	Parameter	Mean	Min	Max	SD	CV%	N
N Control	Temp C	15.00	15.00	15.00	0.00	0.00	2
6.5		15.00	15.00	15.00	0.00	0.00	1
6.25		15.00	15.00	15.00	0.00	0.00	1
12.5		15.00	15.00	15.00	0.00	0.00	2
25		15.00	15.00	15.00	0.00	0.00	2
50		15.00	15.00	15.00	0.00	0.00	2
100		15.00	15.00	15.00	0.00	0.00	2
N Control	pH	7.85	7.80	7.90	0.07	3.39	2
6.5		7.90	7.90	7.90	0.00	0.00	1
6.25		7.80	7.80	7.80	0.00	0.00	1
12.5		7.90	7.90	7.90	0.00	0.00	2
25		7.90	7.90	7.90	0.00	0.00	2
50		7.90	7.90	7.90	0.00	0.00	2
100		7.90	7.90	7.90	0.00	0.00	2
N Control	DO mg/L	6.05	5.90	6.20	0.21	7.61	2
6.5		6.20	6.20	6.20	0.00	0.00	1
6.25		5.50	5.50	5.50	0.00	0.00	1
12.5		5.90	5.50	6.30	0.57	12.75	2
25		5.75	5.20	6.30	0.78	15.34	2
50		5.70	5.20	6.20	0.71	14.75	2
100		5.75	5.30	6.20	0.64	13.87	2
N Control	Salinity ppt	34.00	34.00	34.00	0.00	0.00	2
6.5		34.00	34.00	34.00	0.00	0.00	1
6.25		34.00	34.00	34.00	0.00	0.00	1
12.5		34.00	34.00	34.00	0.00	0.00	2
25		34.00	34.00	34.00	0.00	0.00	2
50		34.00	34.00	34.00	0.00	0.00	2
100		34.00	34.00	34.00	0.00	0.00	2



TOXICITY TESTING • OCEANOGRAPHIC RESEARCH

CHRONIC SEA URCHIN FERTILIZATION BIOASSAY

DATE: 26 November - 08

STANDARD TOXICANT: Copper Chloride

NOEC = <18.00 ug/l

IC25 = 92.40 ug/l

IC50 = 124.88 ug/l

Yours very truly,

A handwritten signature in black ink, appearing to read "Thomas (Tim) Mikel".

Thomas (Tim) Mikel
Laboratory Director

Sperm Cell Fertilization Test-Proportion Fertilized

Start Date: 11/26/2008	Test ID: URC112608	Sample ID: REF-Ref Toxicant
End Date: 11/26/2008	Lab ID: ABC LABORA	Sample Type: CUCL-Copper chloride
Sample Date: 11/25/2008	Protocol: EPA600/R95/136 1995	Test Species: SP-Strongylocentrotus purpuratus
Comments: Standard Toxicant		

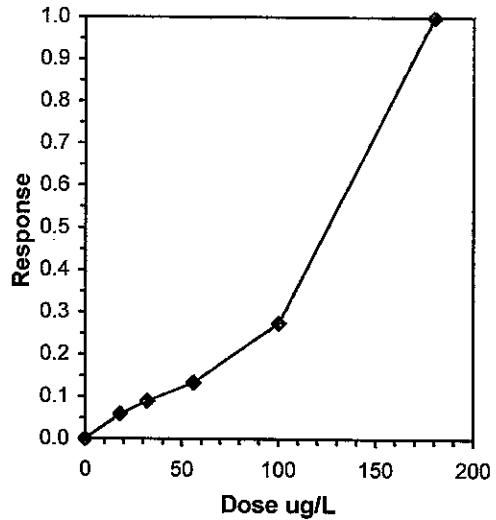
Conc-ug/L	1	2	3	4
Control	0.9600	0.9800	1.0000	0.9600
18	0.9100	0.9200	0.9300	0.9100
32	0.8900	0.8800	0.9000	0.8800
56	0.8400	0.8600	0.8200	0.8600
100	0.7200	0.6500	0.7500	0.7100
180	0.0000	0.0000	0.0000	0.0000

Conc-ug/L	Mean	N-Mean	Transform: Arcsin Square Root					N	t-Stat	1-Tailed Critical	MSD	Isotonic	
			Mean	Min	Max	CV%	Mean					N-Mean	
Control	0.9750	1.0000	1.4221	1.3694	1.5208	5.026	4				0.9750	1.0000	
*18	0.9175	0.9410	1.2798	1.2661	1.3030	1.378	4	4.900	2.360	0.0685	0.9175	0.9410	
*32	0.8875	0.9103	1.2290	1.2171	1.2490	1.244	4	6.651	2.360	0.0685	0.8875	0.9103	
*56	0.8450	0.8667	1.1666	1.1326	1.1873	2.248	4	8.797	2.360	0.0685	0.8450	0.8667	
*100	0.7075	0.7256	1.0001	0.9377	1.0472	4.576	4	14.532	2.360	0.0685	0.7075	0.7256	
180	0.0000	0.0000	0.0500	0.0500	0.0500	0.000	4				0.0000	0.0000	

Auxiliary Tests	Statistic	Critical	Skew	Kurt						
Shapiro-Wilk's Test indicates normal distribution (p > 0.01)	0.93466	0.868	0.62838	1.85136						
Bartlett's Test indicates equal variances (p = 0.07)	8.57994	13.2767								
Hypothesis Test (1-tail, 0.05)	NOEC	LOEC	ChV	TU	MSDu	MSDp	MSB	MSE	F-Prob	df
Dunnett's Test	<18	18			0.0245	0.02505	0.09574	0.00169	7.0E-09	4, 15
Treatments vs Control										

Linear Interpolation (200 Resamples)					
Point	ug/L	SD	95% CL(Exp)	Skew	
IC05*	15.26	2.47	9.24	24.43	0.4731
IC10	37.65	4.50	23.24	51.69	0.0335
IC15	61.20	3.42	50.34	72.83	-0.2858
IC20	76.80	3.83	65.95	90.64	-0.0254
IC25	92.40	5.04	77.00	106.09	-0.4474
IC40	113.85	1.86	107.05	118.52	-0.8061
IC50	124.88	1.55	119.21	128.76	-0.8061

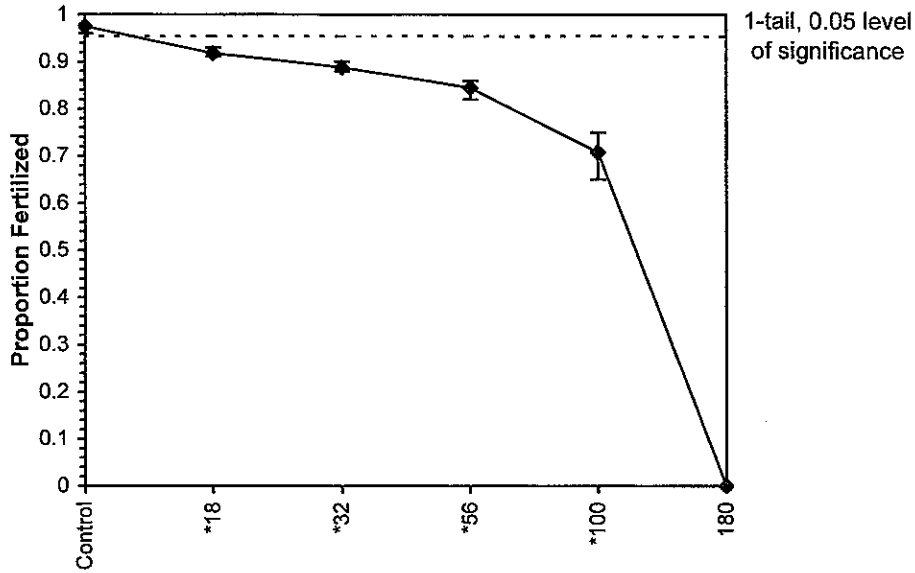
* indicates IC estimate less than the lowest concentration



Sperm Cell Fertilization Test-Proportion Fertilized

Start Date: 11/26/2008	Test ID: URC112608	Sample ID: REF-Ref Toxicant
End Date: 11/26/2008	Lab ID: ABC LABORA	Sample Type: CUCL-Copper chloride
Sample Date: 11/25/2008	Protocol: EPA600/R95/136 1995	Test Species: SP-Strongylocentrotus purpuratus
Comments: Standard Toxicant		

Dose-Response Plot



Sperm Cell Fertilization Test-Proportion Fertilized

Start Date: 11/26/2008	Test ID: URC112608	Sample ID: REF-Ref Toxicant
End Date: 11/26/2008	Lab ID: ABC LABORA	Sample Type: CUCL-Copper chloride
Sample Date: 11/25/2008	Protocol: EPA600/R95/136 1995	Test Species: SP-Strongylocentrotus purpuratus
Comments: Standard Toxicant		

Auxiliary Data Summary

Conc-ug/L	Parameter	Mean	Min	Max	SD	CV%	N
Control	Temp C	15.00	15.00	15.00	0.00	0.00	2
18		15.00	15.00	15.00	0.00	0.00	2
32		15.00	15.00	15.00	0.00	0.00	2
56		15.00	15.00	15.00	0.00	0.00	2
100		15.00	15.00	15.00	0.00	0.00	2
180		15.00	15.00	15.00	0.00	0.00	2
Control	pH	7.80	7.80	7.80	0.00	0.00	2
18		7.80	7.80	7.80	0.00	0.00	2
32		7.80	7.80	7.80	0.00	0.00	2
56		7.80	7.80	7.80	0.00	0.00	2
100		7.80	7.80	7.80	0.00	0.00	2
180		7.80	7.80	7.80	0.00	0.00	2
Control	Diss Oxygen	6.15	5.80	6.50	0.49	11.44	2
18		6.00	5.60	6.40	0.57	12.54	2
32		5.95	5.50	6.40	0.64	13.41	2
56		6.05	5.60	6.50	0.64	13.19	2
100		6.10	5.60	6.60	0.71	13.79	2
180		6.10	5.70	6.50	0.57	12.33	2
Control	Salinity ppt	34.00	34.00	34.00	0.00	0.00	2
18		34.00	34.00	34.00	0.00	0.00	2
32		34.00	34.00	34.00	0.00	0.00	2
56		34.00	34.00	34.00	0.00	0.00	2
100		34.00	34.00	34.00	0.00	0.00	2
180		34.00	34.00	34.00	0.00	0.00	2



TOXICITY TESTING • OCEANOGRAPHIC RESEARCH

December 10, 2008

Mr. Arnie Anselm
Ventura County Watershed Protection District
800 South Victoria Avenue
Ventura, CA 93009

Dear Mr. Anselm:


We are pleased to present the enclosed bioassay report. The test was conducted under guidelines prescribed in *Methods for Measuring the Acute Toxicity of Effluents and Receiving Waters to Freshwater and Marine Organisms, EPA-821-R-02-012*. Results were as follows:

CLIENT:	Ventura County Watershed Protection District
SAMPLE I.D.:	A-1 Wood
DATE RECEIVED:	26 Nov - 08
ABC LAB. NO.:	VCF1108.344

ACUTE CERIODAPHNIA SURVIVAL BIOASSAY

Survival = 100 % Survival in 100% Sample
TU (a) = 0.00
LC50 = >100.00 %

Yours very truly,



Thomas (Tim) Mikel
Laboratory Director

Ceriodaphnia Survival and Reproduction Test-96 Hr Survival

Start Date: 11/26/2008	Test ID: VCF1108344	Sample ID: CA0000000
End Date: 11/30/2008	Lab ID: CAABC	Sample Type: EFF1-POTW
Sample Date: 11/26/2008	Protocol: EPA-821-R-02-012	Test Species: CD-Ceriodaphnia dubia
Comments: A-1 Wood		

Conc-%	1	2	3	4
N Control	1.0000	1.0000	1.0000	1.0000
6.25	1.0000	1.0000	1.0000	1.0000
12.5	1.0000	1.0000	1.0000	1.0000
25	1.0000	1.0000	1.0000	1.0000
50	1.0000	1.0000	1.0000	1.0000
100	1.0000	1.0000	1.0000	1.0000

Conc-%	Mean	N-Mean	Transform: Arcsin Square Root					Rank Sum	1-Tailed Critical	Isotonic	
			Mean	Min	Max	CV%	N			Mean	N-Mean
N Control	1.0000	1.0000	1.3453	1.3453	1.3453	0.000	4			1.0000	1.0000
6.25	1.0000	1.0000	1.3453	1.3453	1.3453	0.000	4	18.00	10.00	1.0000	1.0000
12.5	1.0000	1.0000	1.3453	1.3453	1.3453	0.000	4	18.00	10.00	1.0000	1.0000
25	1.0000	1.0000	1.3453	1.3453	1.3453	0.000	4	18.00	10.00	1.0000	1.0000
50	1.0000	1.0000	1.3453	1.3453	1.3453	0.000	4	18.00	10.00	1.0000	1.0000
100	1.0000	1.0000	1.3453	1.3453	1.3453	0.000	4	18.00	10.00	1.0000	1.0000

Auxiliary Tests	Statistic	Critical	Skew	Kurt
-----------------	-----------	----------	------	------

Shapiro-Wilk's Test indicates normal distribution ($p > 0.01$)

Equality of variance cannot be confirmed

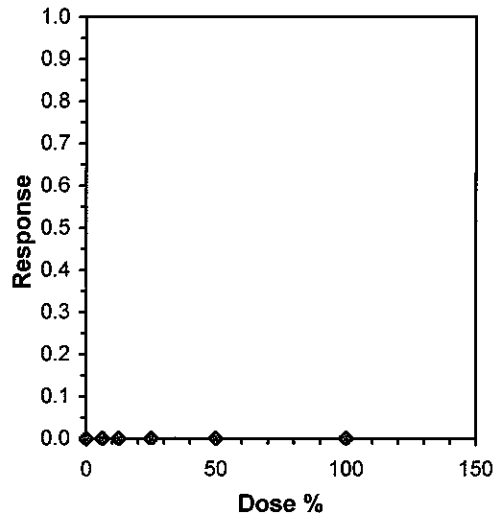
Hypothesis Test (1-tail, 0.05)	NOEC	LOEC	ChV	TU
--------------------------------	------	------	-----	----

Steel's Many-One Rank Test 100 >100 1

Treatments vs N Control

Linear Interpolation (200 Resamples)

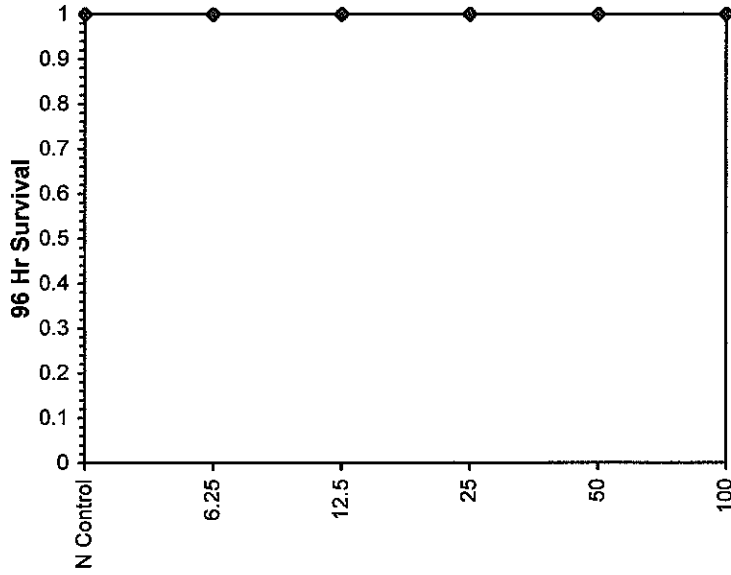
Point	%	SD	95% CL(Exp)	Skew
IC05	>100			
IC10	>100			
IC15	>100			
IC20	>100			
IC25	>100			
IC40	>100			
IC50	>100			



Ceriodaphnia Survival and Reproduction Test-96 Hr Survival

Start Date: 11/26/2008	Test ID: VCF1108344	Sample ID: CA0000000
End Date: 11/30/2008	Lab ID: CAABC	Sample Type: EFF1-POTW
Sample Date: 11/26/2008	Protocol: EPA-821-R-02-012	Test Species: CD-Ceriodaphnia dubia
Comments: A-1 Wood		

Dose-Response Plot



Ceriodaphnia Survival and Reproduction Test-96 Hr Survival

Start Date: 11/26/2008	Test ID: VCF1108344	Sample ID: CA0000000
End Date: 11/30/2008	Lab ID: CAABC	Sample Type: EFF1-POTW
Sample Date: 11/26/2008	Protocol: EPA-821-R-02-012	Test Species: CD-Ceriodaphnia dubia
Comments: A-1 Wood		

Auxiliary Data Summary

Conc-%	Parameter	Mean	Min	Max	SD	CV%	N
N Control	Temp C	24.33	24.00	25.00	0.58	3.12	3
6.25		24.33	24.00	25.00	0.58	3.12	3
12.5		24.33	24.00	25.00	0.58	3.12	3
25		24.33	24.00	25.00	0.58	3.12	3
50		24.33	24.00	25.00	0.58	3.12	3
100		24.33	24.00	25.00	0.58	3.12	3
N Control	pH	7.90	7.90	7.90	0.00	0.00	3
6.25		7.70	7.60	7.80	0.10	4.11	3
12.5		7.73	7.70	7.80	0.06	3.11	3
25		7.77	7.70	7.80	0.06	3.09	3
50		7.77	7.70	7.80	0.06	3.09	3
100		7.77	7.70	7.80	0.06	3.09	3
N Control	DO mg/L	7.10	5.80	7.90	1.14	15.01	3
6.25		6.47	5.20	7.20	1.10	16.23	3
12.5		6.53	5.20	7.30	1.16	16.48	3
25		6.60	5.20	7.40	1.22	16.71	3
50		6.67	5.10	7.70	1.38	17.62	3
100		6.77	5.10	8.00	1.50	18.09	3
N Control	Hardness mg/L	87.33	82.00	90.00	4.62	2.46	3
6.25		0.00	0.00	0.00	0.00		0
12.5		0.00	0.00	0.00	0.00		0
25		0.00	0.00	0.00	0.00		0
50		0.00	0.00	0.00	0.00		0
100		250.00	250.00	250.00	0.00	0.00	3
N Control	Alkalinitymg/L	63.33	60.00	65.00	2.89	2.68	3
6.25		0.00	0.00	0.00	0.00		0
12.5		0.00	0.00	0.00	0.00		0
25		0.00	0.00	0.00	0.00		0
50		0.00	0.00	0.00	0.00		0
100		193.00	193.00	193.00	0.00	0.00	3
N Control	Conductivity	347.00	339.00	352.00	7.00	0.76	3
6.25		772.67	765.00	778.00	6.81	0.34	3
12.5		1090.33	1085.00	1095.00	5.03	0.21	3
25		1769.33	1745.00	1785.00	21.36	0.26	3
50		3041.33	3017.00	3055.00	21.13	0.15	3
100		5353.67	5228.00	5475.00	123.56	0.21	3



TOXICITY TESTING • OCEANOGRAPHIC RESEARCH

December 10, 2008

Mr. Arnie Anselm
Ventura County Watershed Protection District
800 South Victoria Avenue
Ventura, CA 93009

Dear Mr. Anselm:


We are pleased to present the enclosed bioassay report. The test was conducted under guidelines prescribed in *Methods for Measuring the Acute Toxicity of Effluents and Receiving Waters to Freshwater and Marine Organisms*, EPA-821-R-02-012. Results were as follows:

CLIENT:	Ventura County Watershed Protection District
SAMPLE I.D.:	W-3 La Vista
DATE RECEIVED:	26 Nov - 08
ABC LAB. NO.:	VCF1108.345

ACUTE CERIODAPHNIA SURVIVAL BIOASSAY

Survival = 0 % Survival in 100% Sample
TU (a) = 5.54
LC50 = 18.06 %

Yours very truly,



Thomas (Tim) Mikel
Laboratory Director

Ceriodaphnia Survival and Reproduction Test-96 Hr Survival

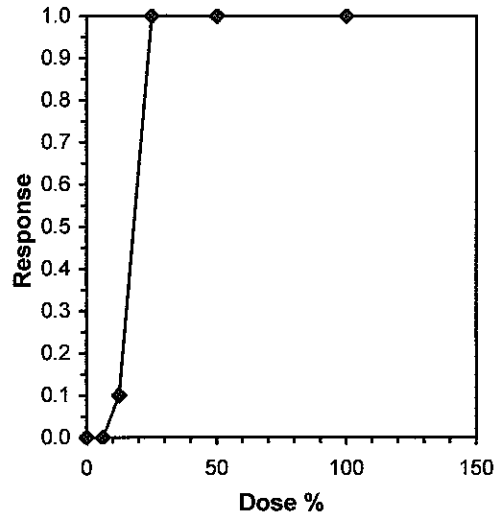
Start Date: 11/26/2008	Test ID: VCF1108345	Sample ID: CA0000000
End Date: 11/30/2008	Lab ID: CAABC	Sample Type: EFF1-POTW
Sample Date: 11/26/2008	Protocol: EPA-821-R-02-012	Test Species: CD-Ceriodaphnia dubia
Comments: W-3 La Vista		

Conc-%	1	2	3	4
N Control	1.0000	1.0000	1.0000	1.0000
6.25	1.0000	1.0000	1.0000	1.0000
12.5	1.0000	1.0000	0.8000	0.8000
25	0.0000	0.0000	0.0000	0.0000
50	0.0000	0.0000	0.0000	0.0000
100	0.0000	0.0000	0.0000	0.0000

Conc-%	Mean	N-Mean	Transform: Arcsin Square Root				Rank Sum	1-Tailed Critical	Isotonic		
			Mean	Min	Max	CV%			Mean	N-Mean	
N Control	1.0000	1.0000	1.3453	1.3453	1.3453	0.000	4		1.0000	1.0000	
6.25	1.0000	1.0000	1.3453	1.3453	1.3453	0.000	4	18.00	11.00	1.0000	1.0000
12.5	0.9000	0.9000	1.2262	1.1071	1.3453	11.212	4	14.00	11.00	0.9000	0.9000
25	0.0000	0.0000	0.2255	0.2255	0.2255	0.000	4			0.0000	0.0000
50	0.0000	0.0000	0.2255	0.2255	0.2255	0.000	4			0.0000	0.0000
100	0.0000	0.0000	0.2255	0.2255	0.2255	0.000	4			0.0000	0.0000

Auxiliary Tests	Statistic	Critical	Skew	Kurt
Shapiro-Wilk's Test indicates non-normal distribution ($p \leq 0.01$)	0.7744	0.805	3.7E-15	0.73333
Equality of variance cannot be confirmed				
Hypothesis Test (1-tail, 0.05)	NOEC	LOEC	ChV	TU
Steel's Many-One Rank Test	12.5	25	17.6777	8
Treatments vs N Control				

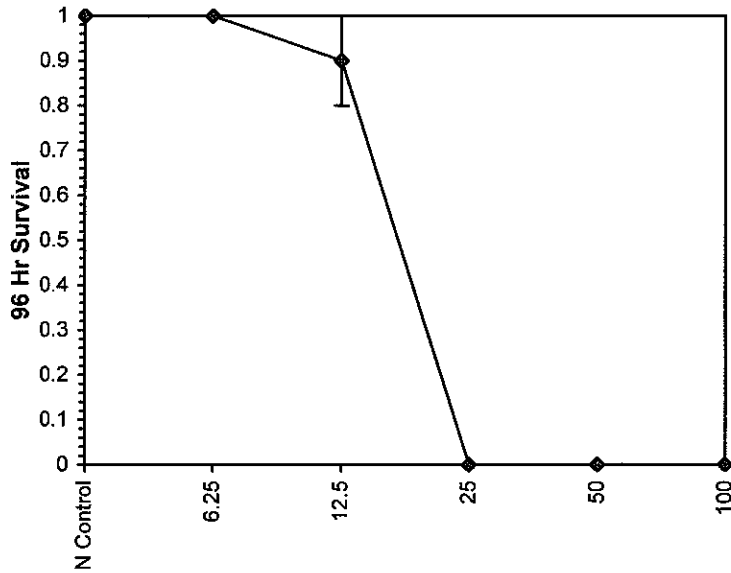
Linear Interpolation (200 Resamples)					
Point	%	SD	95% CL(Exp)	Skew	
IC05	9.375	1.879	6.875	15.375	0.2952
IC10	12.500	1.276	7.500	14.500	-0.9433
IC15	13.194	0.797	9.583	15.083	-1.2352
IC20	13.889	0.626	11.667	15.667	-0.5259
IC25	14.583	0.587	12.500	16.250	-0.5259
IC40	16.667	0.470	15.000	18.000	-0.5259
IC50	18.056	0.392	16.667	19.167	-0.5259



Ceriodaphnia Survival and Reproduction Test-96 Hr Survival

Start Date: 11/26/2008	Test ID: VCF1108345	Sample ID: CA0000000
End Date: 11/30/2008	Lab ID: CAABC	Sample Type: EFF1-POTW
Sample Date: 11/26/2008	Protocol: EPA-821-R-02-012	Test Species: CD-Ceriodaphnia dubia
Comments: W-3 La Vista		

Dose-Response Plot



Ceriodaphnia Survival and Reproduction Test-96 Hr Survival

Start Date: 11/26/2008	Test ID: VCF1108345	Sample ID: CA0000000
End Date: 11/30/2008	Lab ID: CAABC	Sample Type: EFF1-POTW
Sample Date: 11/26/2008	Protocol: EPA-821-R-02-012	Test Species: CD-Ceriodaphnia dubia
Comments: W-3 La Vista		

Auxiliary Data Summary

Conc-%	Parameter	Mean	Min	Max	SD	CV%	N
N Control	Temp C	24.33	24.00	25.00	0.58	3.12	3
6.25		24.33	24.00	25.00	0.58	3.12	3
12.5		24.33	24.00	25.00	0.58	3.12	3
25		24.50	24.00	25.00	0.71	3.43	2
50		24.50	24.00	25.00	0.71	3.43	2
100		24.50	24.00	25.00	0.71	3.43	2
N Control	pH	7.90	7.90	7.90	0.00	0.00	3
6.25		7.87	7.80	8.00	0.12	4.32	3
12.5		7.80	7.70	7.90	0.10	4.05	3
25		7.65	7.50	7.80	0.21	6.02	2
50		7.60	7.40	7.80	0.28	7.00	2
100		7.50	7.30	7.70	0.28	7.09	2
N Control	DO mg/L	7.10	5.80	7.90	1.14	15.01	3
6.25		6.73	5.70	7.50	0.93	14.32	3
12.5		6.60	5.50	7.40	0.98	15.04	3
25		6.45	5.50	7.40	1.34	17.97	2
50		6.30	4.90	7.70	1.98	22.33	2
100		6.35	4.30	8.40	2.90	26.81	2
N Control	Hardness mg/L	87.33	82.00	90.00	4.62	2.46	3
6.25		0.00	0.00	0.00	0.00		0
12.5		0.00	0.00	0.00	0.00		0
25		0.00	0.00	0.00	0.00		0
50		0.00	0.00	0.00	0.00		0
100		250.00	250.00	250.00	0.00	0.00	2
N Control	Alkalinitymg/L	63.33	60.00	65.00	2.89	2.68	3
6.25		0.00	0.00	0.00	0.00		0
12.5		0.00	0.00	0.00	0.00		0
25		0.00	0.00	0.00	0.00		0
50		0.00	0.00	0.00	0.00		0
100		125.00	125.00	125.00	0.00	0.00	2
N Control	Conductivity	347.00	339.00	352.00	7.00	0.76	3
6.25		432.00	430.00	435.00	2.65	0.38	3
12.5		464.33	456.00	475.00	9.71	0.67	3
25		552.00	552.00	552.00	0.00	0.00	1
50		764.00	764.00	764.00	0.00	0.00	1
100		1195.00	1195.00	1195.00	0.00	0.00	1



TOXICITY TESTING • OCEANOGRAPHIC RESEARCH

December 10, 2008

Mr. Arnie Anselm
Ventura County Watershed Protection District
800 South Victoria Avenue
Ventura, CA 93009

Dear Mr. Anselm:

We are pleased to present the enclosed bioassay report. The test was conducted under guidelines prescribed in *Methods for Measuring the Acute Toxicity of Effluents and Receiving Waters to Freshwater and Marine Organisms, EPA-821-R-02-012*. Results were as follows:

CLIENT:	Ventura County Watershed Protection District
SAMPLE I.D.:	W-3 La Vista (TIE Baseline)
DATE RECEIVED:	26 Nov - 08
ABC LAB. NO.:	VCF1108.345

ACUTE CERIODAPHNIA SURVIVAL BIOASSAY

Survival = 70 % Survival in 72 % Sample

LC50 = >72.00 %

Yours very truly,



Thomas (Tim) Mikel
Laboratory Director

Acute Ceriodaphnia Test-96 Hr Survival

Start Date: 12/2/2008	Test ID: VCF1108345	Sample ID: CA0000000
End Date: 12/6/2008	Lab ID: CAABC	Sample Type: EFF1-POTW
Sample Date: 11/26/2008	Protocol: EPA-821-R-2-012	Test Species: CD-Ceriodaphnia dubia
Comments: TIE Baseline		

Conc-%	1	2	3	4
N Control	1.0000	1.0000	1.0000	1.0000
9	1.0000	1.0000	0.8000	0.8000
18	1.0000	1.0000	1.0000	1.0000
32	1.0000	1.0000	0.6000	0.8000
72	0.8000	0.8000	0.4000	0.8000

Conc-%	Mean	N-Mean	Transform: Arcsin Square Root					Rank Sum	1-Tailed Critical	Isotonic	
			Mean	Min	Max	CV%	N			Mean	N-Mean
N Control	1.0000	1.0000	1.3453	1.3453	1.3453	0.000	4			1.0000	1.0000
9	0.9000	0.9000	1.2262	1.1071	1.3453	11.212	4	14.00	10.00	0.9500	0.9500
18	1.0000	1.0000	1.3453	1.3453	1.3453	0.000	4	18.00	10.00	0.9500	0.9500
32	0.8500	0.8500	1.1709	0.8861	1.3453	18.840	4	14.00	10.00	0.8500	0.8500
*72	0.7000	0.7000	1.0015	0.6847	1.1071	21.089	4	10.00	10.00	0.7000	0.7000

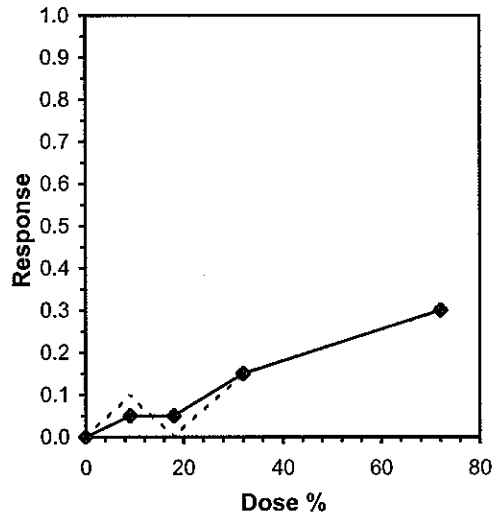
Auxiliary Tests	Statistic	Critical	Skew	Kurt
Shapiro-Wilk's Test indicates normal distribution ($p > 0.01$)	0.87947	0.868	-1.0183	0.997

Equality of variance cannot be confirmed

Hypothesis Test (1-tail, 0.05)	NOEC	LOEC	ChV	TU
Steel's Many-One Rank Test	32	72	48	3.125

Treatments vs N Control

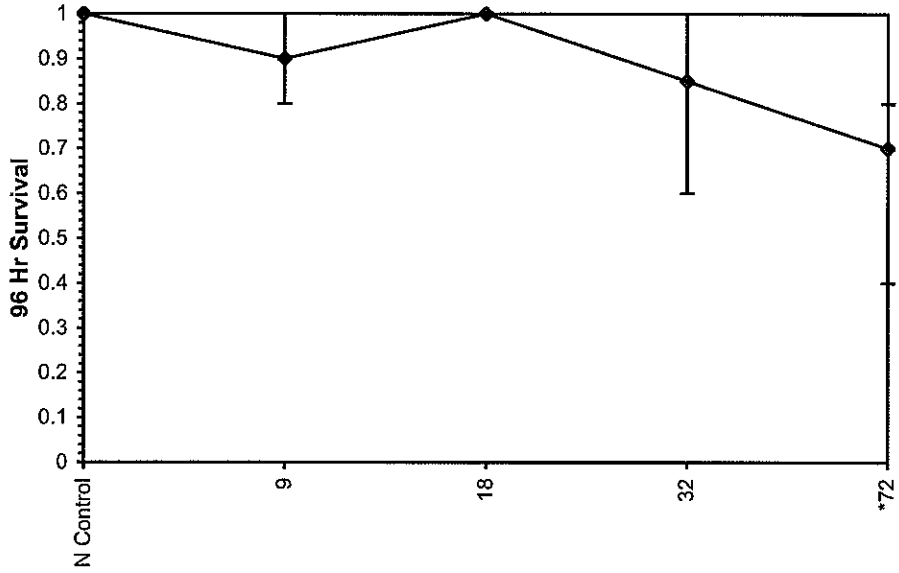
Point	%	SD	Linear Interpolation (200 Resamples)		
			95% CL(Exp)	Skew	
IC05	18.000	8.832	0.000	47.929	0.1884
IC10	25.000	7.973	13.800	57.533	0.7596
IC15	32.000	10.598	18.560	74.667	0.6627
IC20	45.333				
IC25	58.667				
IC40	>72				
IC50	>72				



Acute Ceriodaphnia Test-96 Hr Survival

Start Date: 12/2/2008 Test ID: VCF1108345 Sample ID: CA000000
End Date: 12/6/2008 Lab ID: CAABC Sample Type: EFF1-POTW
Sample Date: 11/26/2008 Protocol: EPA-821-R-2-012 Test Species: CD-Ceriodaphnia dubia
Comments: TIE Baseline

Dose-Response Plot



Acute Ceriodaphnia Test-96 Hr Survival

Start Date: 12/2/2008	Test ID: VCF1108345	Sample ID: CA0000000
End Date: 12/6/2008	Lab ID: CAABC	Sample Type: EFF1-POTW
Sample Date: 11/26/2008	Protocol: EPA-821-R-2-012	Test Species: CD-Ceriodaphnia dubia
Comments: TIE Baseline		

Auxiliary Data Summary

Conc-%	Parameter	Mean	Min	Max	SD	CV%	N
N Control	Temp C	24.10	24.00	24.30	0.17	1.73	3
9		24.13	24.00	24.40	0.23	1.99	3
18		24.13	24.00	24.40	0.23	1.99	3
32		24.13	24.00	24.40	0.23	1.99	3
72		24.13	24.00	24.40	0.23	1.99	3
N Control	pH	7.97	7.90	8.00	0.06	3.02	3
9		7.47	7.40	7.50	0.06	3.22	3
18		7.43	7.40	7.50	0.06	3.23	3
32		7.43	7.40	7.50	0.06	3.23	3
72		7.40	7.30	7.50	0.10	4.27	3
N Control	DO mg/L	8.10	7.90	8.30	0.20	5.52	3
9		7.93	7.60	8.20	0.31	6.97	3
18		7.50	6.40	8.10	0.95	13.02	3
32		7.23	5.70	8.00	1.33	15.93	3
72		7.00	5.20	7.90	1.56	17.84	3
N Control	Hardness mg/L	85.00	85.00	85.00	0.00	0.00	3
9		0.00	0.00	0.00	0.00		0
18		0.00	0.00	0.00	0.00		0
32		0.00	0.00	0.00	0.00		0
72		250.00	250.00	250.00	0.00	0.00	3
N Control	Aikalinitymg/L	60.00	60.00	60.00	0.00	0.00	3
9		0.00	0.00	0.00	0.00		0
18		0.00	0.00	0.00	0.00		0
32		0.00	0.00	0.00	0.00		0
72		125.00	125.00	125.00	0.00	0.00	3
N Control	Conductivity	358.67	343.00	378.00	17.79	1.18	3
9		404.67	401.00	408.00	3.51	0.46	3
18		471.67	466.00	475.00	4.93	0.47	3
32		617.00	614.00	620.00	3.00	0.28	3
72		884.33	878.00	889.00	5.69	0.27	3



TOXICITY TESTING • OCEANOGRAPHIC RESEARCH

December 10, 2008

Mr. Arnie Anselm
Ventura County Watershed Protection District
800 South Victoria Avenue
Ventura, CA 93009

Dear Mr. Anselm:


We are pleased to present the enclosed bioassay report. The test was conducted under guidelines prescribed in *Methods for Measuring the Acute Toxicity of Effluents and Receiving Waters to Freshwater and Marine Organisms*, EPA-821-R-02-012. Results were as follows:

CLIENT:	Ventura County Watershed Protection District
SAMPLE I.D.:	W-4 Revolon
DATE RECEIVED:	26 Nov - 08
ABC LAB. NO.:	VCF1108.346

ACUTE CERIODAPHNIA SURVIVAL BIOASSAY

Survival = 0 % Survival in 100% Sample
TU (a) = 31.95
LC50 = 3.13 %

Yours very truly,



Thomas (Tim) Mikel
Laboratory Director

Ceriodaphnia Survival and Reproduction Test-96 Hr Survival

Start Date: 11/26/2008	Test ID: VCF1108346	Sample ID: CA0000000
End Date: 11/30/2008	Lab ID: CAABC	Sample Type: EFF1-POTW
Sample Date: 11/26/2008	Protocol: EPA-821-R-02-012	Test Species: CD-Ceriodaphnia dubia
Comments: W-4 Revolon		

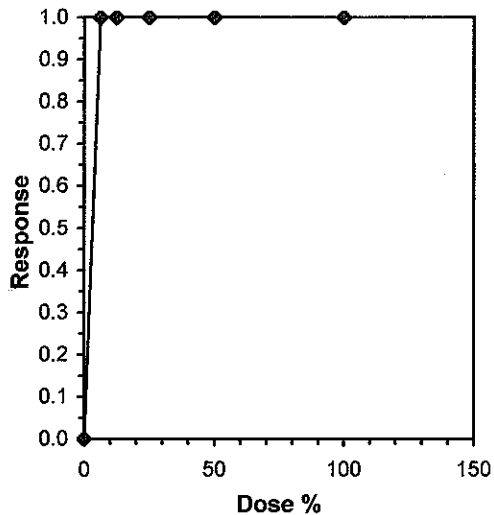
Conc-%	1	2	3	4
N Control	1.0000	1.0000	1.0000	1.0000
6.25	0.0000	0.0000	0.0000	0.0000
12.5	0.0000	0.0000	0.0000	0.0000
25	0.0000	0.0000	0.0000	0.0000
50	0.0000	0.0000	0.0000	0.0000
100	0.0000	0.0000	0.0000	0.0000

Conc-%	Transform: Arcsin Square Root							Rank Sum	1-Tailed Critical	Isotonic	
	Mean	N-Mean	Mean	Min	Max	CV%	N			Mean	N-Mean
N Control	1.0000	1.0000	1.3453	1.3453	1.3453	0.000	4			1.0000	1.0000
*6.25	0.0000	0.0000	0.2255	0.2255	0.2255	0.000	4	10.00	10.00	0.0000	0.0000
*12.5	0.0000	0.0000	0.2255	0.2255	0.2255	0.000	4	10.00	10.00	0.0000	0.0000
*25	0.0000	0.0000	0.2255	0.2255	0.2255	0.000	4	10.00	10.00	0.0000	0.0000
*50	0.0000	0.0000	0.2255	0.2255	0.2255	0.000	4	10.00	10.00	0.0000	0.0000
*100	0.0000	0.0000	0.2255	0.2255	0.2255	0.000	4	10.00	10.00	0.0000	0.0000

Auxiliary Tests	Statistic	Critical	Skew	Kurt
Shapiro-Wilk's Test indicates normal distribution (p > 0.01)	1	0.884		
Equality of variance cannot be confirmed				
Hypothesis Test (1-tail, 0.05)	NOEC	LOEC	ChV	TU
Steel's Many-One Rank Test	<6.25	6.25		
Treatments vs N Control				

Linear Interpolation (200 Resamples)					
Point	%	SD	95% CL(Exp)	Skew	
IC05*	0.3125	0.0000	0.3125	0.3125	1.0076
IC10*	0.6250	0.0000	0.6250	0.6250	#DIV/0!
IC15*	0.9375	0.0000	0.9375	0.9375	#DIV/0!
IC20*	1.2500	0.0000	1.2500	1.2500	#DIV/0!
IC25*	1.5625	0.0000	1.5625	1.5625	#DIV/0!
IC40*	2.5000	0.0000	2.5000	2.5000	#DIV/0!
IC50*	3.1250	0.0000	3.1250	3.1250	#DIV/0!

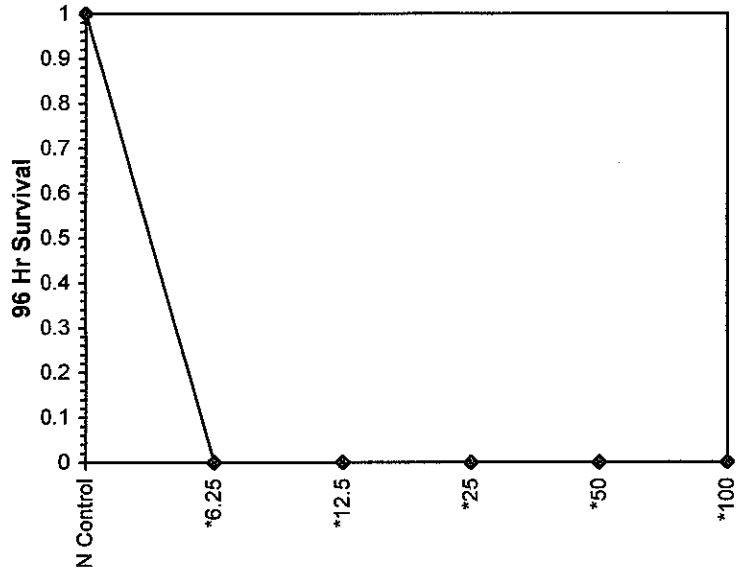
* indicates IC estimate less than the lowest concentration



Ceriodaphnia Survival and Reproduction Test-96 Hr Survival

Start Date: 11/26/2008	Test ID: VCF1108346	Sample ID: CA0000000
End Date: 11/30/2008	Lab ID: CAABC	Sample Type: EFF1-POTW
Sample Date: 11/26/2008	Protocol: EPA-821-R-02-012	Test Species: CD-Ceriodaphnia dubia
Comments: W-4 Revolon		

Dose-Response Plot



Ceriodaphnia Survival and Reproduction Test-96 Hr Survival

Start Date: 11/26/2008	Test ID: VCF1108346	Sample ID: CA0000000
End Date: 11/30/2008	Lab ID: CAABC	Sample Type: EFF1-POTW
Sample Date: 11/26/2008	Protocol: EPA-821-R-02-012	Test Species: CD-Ceriodaphnia dubia
Comments: W-4 Revolon		

Auxiliary Data Summary

Conc-%	Parameter	Mean	Min	Max	SD	CV%	N
N Control	Temp C	24.33	24.00	25.00	0.58	3.12	3
6.25		24.50	24.00	25.00	0.71	3.43	2
12.5		24.50	24.00	25.00	0.71	3.43	2
25		24.50	24.00	25.00	0.71	3.43	2
50		24.50	24.00	25.00	0.71	3.43	2
100		24.50	24.00	25.00	0.71	3.43	2
N Control	pH	7.90	7.90	7.90	0.00	0.00	3
6.25		7.75	7.70	7.80	0.07	3.43	2
12.5		7.75	7.70	7.80	0.07	3.43	2
25		7.65	7.60	7.70	0.07	3.48	2
50		7.55	7.50	7.60	0.07	3.52	2
100		7.35	7.20	7.50	0.21	6.27	2
N Control	DO mg/L	7.10	5.80	7.90	1.14	15.01	3
6.25		7.65	7.60	7.70	0.07	3.48	2
12.5		6.70	5.90	7.50	1.13	15.88	2
25		6.60	5.70	7.50	1.27	17.09	2
50		6.60	5.60	7.60	1.41	18.02	2
100		7.10	5.80	8.40	1.84	19.10	2
N Control	Hardness mg/L	87.33	82.00	90.00	4.62	2.46	3
6.25		0.00	0.00	0.00	0.00		0
12.5		0.00	0.00	0.00	0.00		0
25		0.00	0.00	0.00	0.00		0
50		0.00	0.00	0.00	0.00		0
100		250.00	250.00	250.00	0.00	0.00	2
N Control	Alkalinitymg/L	63.33	60.00	65.00	2.89	2.68	3
6.25		0.00	0.00	0.00	0.00		0
12.5		0.00	0.00	0.00	0.00		0
25		0.00	0.00	0.00	0.00		0
50		0.00	0.00	0.00	0.00		0
100		112.00	112.00	112.00	0.00	0.00	2
N Control	Conductivity	347.00	339.00	352.00	7.00	0.76	3
6.25		440.00	440.00	440.00	0.00	0.00	1
12.5		521.00	521.00	521.00	0.00	0.00	1
25		707.00	707.00	707.00	0.00	0.00	1
50		1049.00	1049.00	1049.00	0.00	0.00	1
100		1721.00	1721.00	1721.00	0.00	0.00	1



TOXICITY TESTING • OCEANOGRAPHIC RESEARCH

December 10, 2008

Mr. Arnie Anselm
Ventura County Watershed Protection District
800 South Victoria Avenue
Ventura, CA 93009

Dear Mr. Anselm:

We are pleased to present the enclosed bioassay report. The test was conducted under guidelines prescribed in *Methods for Measuring the Acute Toxicity of Effluents and Receiving Waters to Freshwater and Marine Organisms*, EPA-821-R-02-012. Results were as follows:


CLIENT:	Ventura County Watershed Protection District
SAMPLE ID.:	W-4 Revolon (TIE Baseline)
DATE RECEIVED:	26 Nov - 08
ABC LAB. NO.:	VCF1108.346

ACUTE CERIODAPHNIA SURVIVAL BIOASSAY

Survival = 95 % Survival in 12.4% Sample

LC50 = >12.40 %

Yours very truly,



Thomas (Tim) Mikel
Laboratory Director

Acute Ceriodaphnia Test-96 Hr Survival

Start Date: 12/2/2008	Test ID: VCF1108346	Sample ID: CA0000000
End Date: 12/6/2008	Lab ID: CAABC	Sample Type: EFF1-POTW
Sample Date: 11/26/2008	Protocol: EPAF 91-EPA Freshwater	Test Species: CD-Ceriodaphnia dubia
Comments: TIE Baseline		

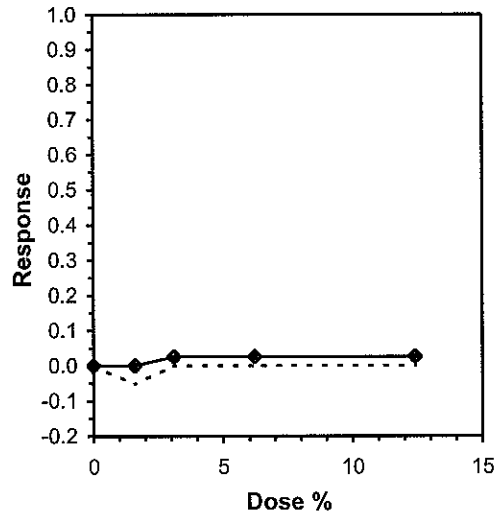
Conc-%	1	2	3	4
N Control	0.8000	1.0000	1.0000	1.0000
1.6	1.0000	1.0000	1.0000	1.0000
3.1	0.8000	1.0000	1.0000	1.0000
6.2	1.0000	1.0000	1.0000	0.8000
12.4	0.8000	1.0000	1.0000	1.0000

Conc-%	Mean	N-Mean	Transform: Arcsin Square Root					Rank Sum	1-Tailed Critical	Isotonic	
			Mean	Min	Max	CV%	N			Mean	N-Mean
N Control	0.9500	1.0000	1.2857	1.1071	1.3453	9.261	4			0.9750	1.0000
1.6	1.0000	1.0526	1.3453	1.3453	1.3453	0.000	4	20.00	10.00	0.9750	1.0000
3.1	0.9500	1.0000	1.2857	1.1071	1.3453	9.261	4	18.00	10.00	0.9500	0.9744
6.2	0.9500	1.0000	1.2857	1.1071	1.3453	9.261	4	18.00	10.00	0.9500	0.9744
12.4	0.9500	1.0000	1.2857	1.1071	1.3453	9.261	4	18.00	10.00	0.9500	0.9744

Auxiliary Tests	Statistic	Critical	Skew	Kurt
Shapiro-Wilk's Test indicates non-normal distribution (p <= 0.01)	0.63305	0.868	-1.3981	0.26389
Equality of variance cannot be confirmed				

Hypothesis Test (1-tail, 0.05)	NOEC	LOEC	ChV	TU
Steel's Many-One Rank Test	12.4	>12.4		8.06452
Treatments vs N Control				

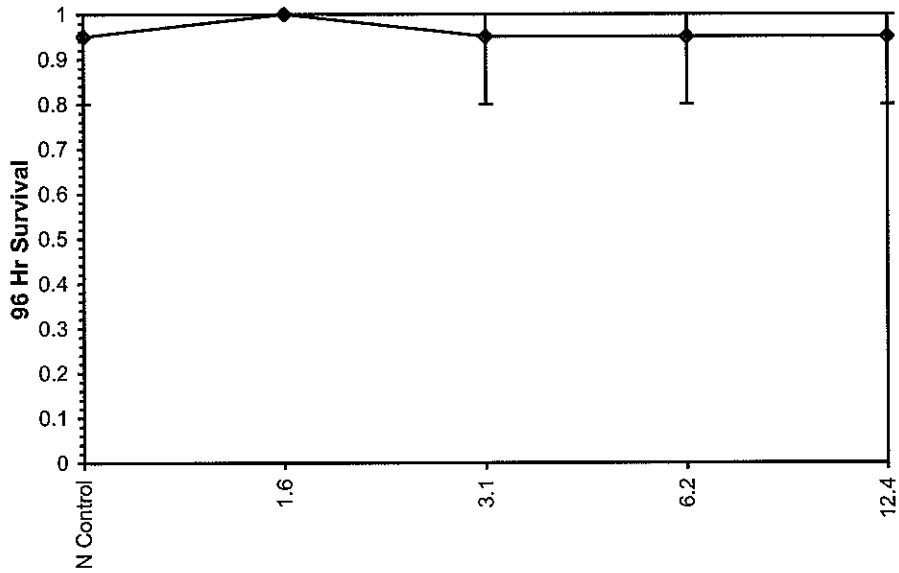
Linear Interpolation (200 Resamples)				
Point	%	SD	95% CL(Exp)	Skew
IC05	>12.4			
IC10	>12.4			
IC15	>12.4			
IC20	>12.4			
IC25	>12.4			
IC40	>12.4			
IC50	>12.4			



Acute Ceriodaphnia Test-96 Hr Survival

Start Date: 12/2/2008	Test ID: VCF1108346	Sample ID: CA0000000
End Date: 12/6/2008	Lab ID: CAABC	Sample Type: EFF1-POTW
Sample Date: 11/26/2008	Protocol: EPAF 91-EPA Freshwater	Test Species: CD-Ceriodaphnia dubia
Comments: TIE Baseline		

Dose-Response Plot



Acute Ceriodaphnia Test-96 Hr Survival

Start Date: 12/2/2008	Test ID: VCF1108346	Sample ID: CA0000000
End Date: 12/6/2008	Lab ID: CAABC	Sample Type: EFF1-POTW
Sample Date: 11/26/2008	Protocol: EPAF 91-EPA Freshwater	Test Species: CD-Ceriodaphnia dubia
Comments: TIE Baseline		

Auxiliary Data Summary

Conc-%	Parameter	Mean	Min	Max	SD	CV%	N
N Control	Temp C	24.10	24.00	24.30	0.17	1.73	3
1.6		24.13	24.00	24.40	0.23	1.99	3
3.1		24.13	24.00	24.40	0.23	1.99	3
6.2		24.13	24.00	24.40	0.23	1.99	3
12.4		24.13	24.00	24.40	0.23	1.99	3
N Control	pH	7.97	7.90	8.00	0.06	3.02	3
1.6		7.60	7.50	7.70	0.10	4.16	3
3.1		7.53	7.50	7.60	0.06	3.19	3
6.2		7.53	7.50	7.60	0.06	3.19	3
12.4		7.50	7.40	7.60	0.10	4.22	3
N Control	DO mg/L	8.10	7.90	8.30	0.20	5.52	3
1.6		7.10	6.20	8.00	0.90	13.36	3
3.1		7.00	5.80	8.10	1.15	15.34	3
6.2		6.97	5.70	8.10	1.21	15.76	3
12.4		6.83	5.30	8.10	1.42	17.43	3
N Control	Hardness mg/L	85.00	85.00	85.00	0.00	0.00	3
1.6		0.00	0.00	0.00	0.00		0
3.1		0.00	0.00	0.00	0.00		0
6.2		0.00	0.00	0.00	0.00		0
12.4		250.00	250.00	250.00	0.00	0.00	3
N Control	Alkalinitymg/L	60.00	60.00	60.00	0.00	0.00	3
1.6		0.00	0.00	0.00	0.00		0
3.1		0.00	0.00	0.00	0.00		0
6.2		0.00	0.00	0.00	0.00		0
12.4		112.00	112.00	112.00	0.00	0.00	3
N Control	Conductivity	358.67	343.00	378.00	17.79	1.18	3
1.6		374.67	372.00	377.00	2.52	0.42	3
3.1		377.67	369.00	385.00	8.08	0.75	3
6.2		427.33	418.00	435.00	8.62	0.69	3
12.4		519.33	510.00	525.00	8.14	0.55	3



Ventura County Watershed Protection District
NPDES Stormwater Monitoring Program

Grab Toxicity Samples - ABC

CHAIN-OF-CUSTODY RECORD

1 OF 1

CLIENT: Ventura County Watershed Protection District

SAMPLING DATE: 11/26/08 EVENT #1 (Wet)

SAMPLERS: T. LIDDELL, A. ANSELM

SAMPLE INFORMATION FOR GRAB SAMPLES

SAMPLE ID	DATE/TIME COLLECTED	Acute Ceriodaphnia - 6.25, 12.5, 25, 50, 100%	Chronic Echinoderm Fertilization - 6.25, 12.5, 25, 50, 100%							Field H ₂ O Temp	
ME-CC	11/26/08 1000		X							See Note 1	16.1°C
ME-SCR	11/26/08 1100		X							See Note 1	15.5°C
ME-VR2	11/26/08 1200		X							See Note 1	13.7°C
A-1 Wood	11/26/08 0900	X								See Note 2	16.1°C
W-3 La Vista	11/26/08 0800	X								See Note 2	13.9°C
W-4 Revolon	11/26/08 0845	X								See Note 2	15.2°C

Temp. = CHDPAW
6.9°C - 20.1
8.0°C - 20.1
9.5°C - 20.1
5.4°C - 20.1
4.3°C - 20.1
5.1°C - 20.1

Signature	Relinquished By: <i>T. Liddell</i>	Date/Time: 11/26/08
	Printed Name: T. LIDDELL	1350
	Affiliation: VCWPD	

Signature	Received By: <i>E. Matwijn</i>	Date/Time: 11/26/08
	Printed Name: E. MATWIJN	1350
	Affiliation:	

Miscellaneous Notes (Hazardous Materials, Quick turn-around time, etc.):

1. Mass Emmission: No TIE for Chronic Samples.

2. Land Use: Run TIE if T_{ua} (Acute) is >1 for any wet or dry weather event.



TOXICITY TESTING • OCEANOGRAPHIC RESEARCH

January 13, 2009

Mr. Arnie Anselm
Ventura County Watershed Protection District
800 South Victoria Ave
Ventura, CA 93009

Dear Mr. Anselm:


We are pleased to present the enclosed bioassay report. The test was conducted under guidelines prescribed in *Short-Term Methods for Measuring the Chronic Toxicity of Effluents and Receiving Waters to West Coast Marine and Estuarine Organisms*, EPA-600/R95/136, 1995. Results were as follows:

CLIENT:	County of Ventura
SAMPLE I.D.:	ME-CC
DATE RECEIVED:	15 Dec - 08
ABC LAB. NO.:	VCF1208.232

CHRONIC SEA URCHIN FERTILIZATION BIOASSAY

NOEC	=	100.00 %
TUc	=	1.00
IC25	=	>100.00 %
IC50	=	>100.00 %

Yours very truly,



Thomas (Tim) Mikel
Laboratory Director

Sperm Cell Fertilization Test-Proportion Fertilized

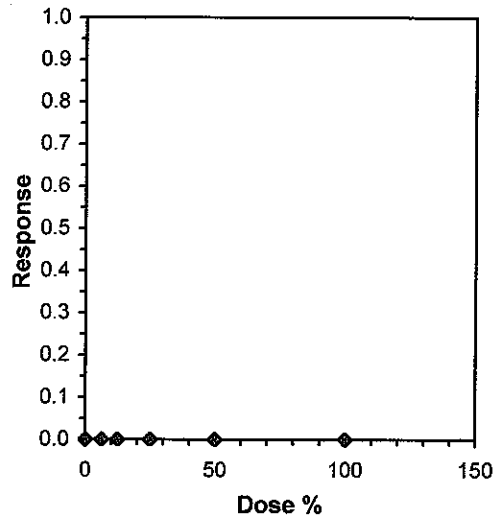
Start Date: 12/16/2008	Test ID: VCF1208232	Sample ID: CA000000
End Date: 12/16/2008	Lab ID: CAABC	Sample Type: EFF1-POTW
Sample Date: 12/15/2008	Protocol: EPA600/R95/136 1995	Test Species: SP-Strongylocentrotus purpuratus
Comments: ME-CC		

Conc-%	1	2	3	4
N Control	1.0000	1.0000	1.0000	1.0000
6.25	1.0000	1.0000	1.0000	1.0000
12.5	1.0000	1.0000	1.0000	1.0000
25	1.0000	1.0000	1.0000	1.0000
50	1.0000	1.0000	1.0000	1.0000
100	1.0000	1.0000	1.0000	1.0000

Conc-%	Transform: Arcsin Square Root							Rank Sum	1-Tailed Critical	Isotonic	
	Mean	N-Mean	Mean	Min	Max	CV%	N			Mean	N-Mean
N Control	1.0000	1.0000	1.5208	1.5208	1.5208	0.000	4			1.0000	1.0000
6.25	1.0000	1.0000	1.5208	1.5208	1.5208	0.000	4	18.00	10.00	1.0000	1.0000
12.5	1.0000	1.0000	1.5208	1.5208	1.5208	0.000	4	18.00	10.00	1.0000	1.0000
25	1.0000	1.0000	1.5208	1.5208	1.5208	0.000	4	18.00	10.00	1.0000	1.0000
50	1.0000	1.0000	1.5208	1.5208	1.5208	0.000	4	18.00	10.00	1.0000	1.0000
100	1.0000	1.0000	1.5208	1.5208	1.5208	0.000	4	18.00	10.00	1.0000	1.0000

Auxiliary Tests	Statistic	Critical	Skew	Kurt
Shapiro-Wilk's Test indicates normal distribution (p > 0.01)	1	0.884		
Equality of variance cannot be confirmed				
Hypothesis Test (1-tail, 0.05)	NOEC	LOEC	ChV	TU
Steel's Many-One Rank Test	100	>100		1
Treatments vs N Control				

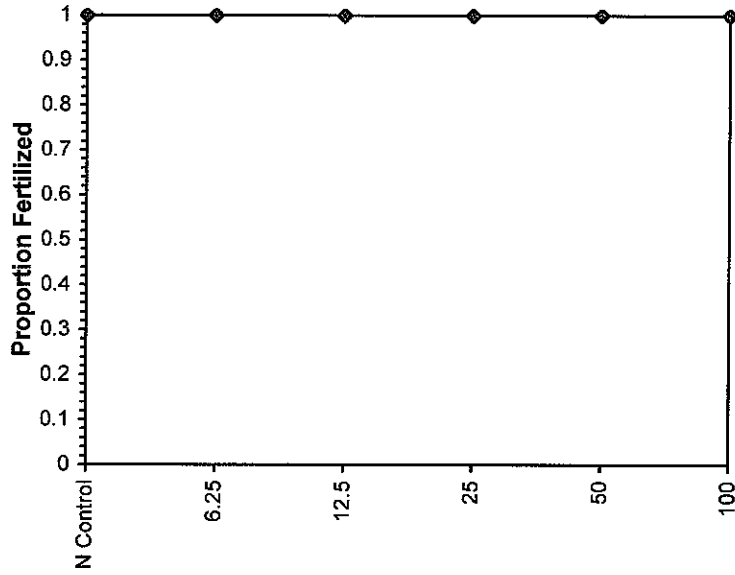
Point	Linear Interpolation (200 Resamples)			
	%	SD	95% CL(Exp)	Skew
IC05	>100			
IC10	>100			
IC15	>100			
IC20	>100			
IC25	>100			
IC40	>100			
IC50	>100			



Sperm Cell Fertilization Test-Proportion Fertilized

Start Date: 12/16/2008	Test ID: VCF1208232	Sample ID: CA000000
End Date: 12/16/2008	Lab ID: CAABC	Sample Type: EFF1-POTW
Sample Date: 12/15/2008	Protocol: EPA600/R95/136 1995	Test Species: SP-Strongylocentrotus purpuratus
Comments: ME-CC		

Dose-Response Plot



Sperm Cell Fertilization Test-Proportion Fertilized

Start Date: 12/16/2008	Test ID: VCF1208232	Sample ID: CA000000
End Date: 12/16/2008	Lab ID: CAABC	Sample Type: EFF1-POTW
Sample Date: 12/15/2008	Protocol: EPA600/R95/136 1995	Test Species: SP-Strongylocentrotus purpuratus
Comments: ME-CC		

Auxiliary Data Summary

Conc-%	Parameter	Mean	Min	Max	SD	CV%	N
N Control	Temp C	15.00	15.00	15.00	0.00	0.00	2
6.5		15.00	15.00	15.00	0.00	0.00	1
6.25		15.00	15.00	15.00	0.00	0.00	1
12.5		15.00	15.00	15.00	0.00	0.00	2
25		15.00	15.00	15.00	0.00	0.00	2
50		15.00	15.00	15.00	0.00	0.00	2
100		15.00	15.00	15.00	0.00	0.00	2
N Control	pH	7.90	7.90	7.90	0.00	0.00	2
6.5		7.90	7.90	7.90	0.00	0.00	1
6.25		7.90	7.90	7.90	0.00	0.00	1
12.5		7.90	7.90	7.90	0.00	0.00	2
25		7.90	7.90	7.90	0.00	0.00	2
50		7.90	7.90	7.90	0.00	0.00	2
100		7.90	7.90	7.90	0.00	0.00	2
N Control	DO mg/L	6.10	5.70	6.50	0.57	12.33	2
6.5		6.30	6.30	6.30	0.00	0.00	1
6.25		5.90	5.90	5.90	0.00	0.00	1
12.5		6.15	5.90	6.40	0.35	9.67	2
25		6.00	5.80	6.20	0.28	8.86	2
50		6.00	5.80	6.20	0.28	8.86	2
100		5.90	5.60	6.20	0.42	11.04	2
N Control	Salinity ppt	34.00	34.00	34.00	0.00	0.00	2
6.5		34.00	34.00	34.00	0.00	0.00	1
6.25		34.00	34.00	34.00	0.00	0.00	1
12.5		34.00	34.00	34.00	0.00	0.00	2
25		34.00	34.00	34.00	0.00	0.00	2
50		34.00	34.00	34.00	0.00	0.00	2
100		34.00	34.00	34.00	0.00	0.00	2



TOXICITY TESTING • OCEANOGRAPHIC RESEARCH

January 13, 2009

Mr. Arnie Anselm
Ventura County Watershed Protection District
800 South Victoria Ave
Ventura, CA 93009

Dear Mr. Anselm:

We are pleased to present the enclosed bioassay report. The test was conducted under guidelines prescribed in *Short-Term Methods for Measuring the Chronic Toxicity of Effluents and Receiving Waters to West Coast Marine and Estuarine Organisms*, EPA-600/R95/136, 1995. Results were as follows:

CLIENT:	County of Ventura
SAMPLE I.D.:	ME-SCR
DATE RECEIVED:	15 Dec - 08
ABC LAB. NO.:	VCF1208.233

CHRONIC SEA URCHIN FERTILIZATION BIOASSAY

NOEC	=	100.00 %
TUc	=	1.00
IC25	=	>100.00 %
IC50	=	>100.00 %

Yours very truly,

Thomas (Tim) Mikel
Laboratory Director

Sperm Cell Fertilization Test-Proportion Fertilized

Start Date: 12/16/2008	Test ID: VCF1208233	Sample ID: CA000000
End Date: 12/16/2008	Lab ID: CAABC	Sample Type: EFF1-POTW
Sample Date: 12/15/2008	Protocol: EPA600/R95/136 1995	Test Species: SP-Strongylocentrotus purpuratus
Comments: ME-SCR		

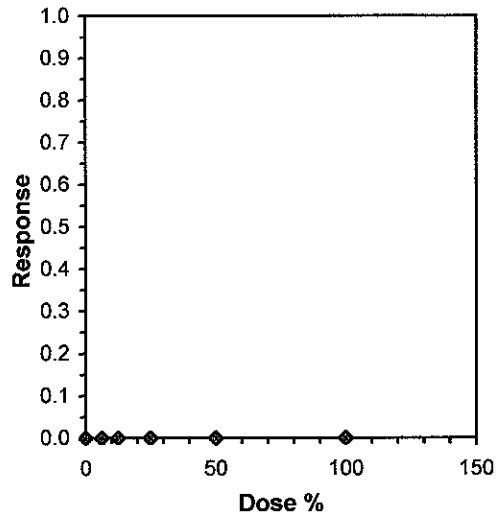
Conc-%	1	2	3	4
N Control	1.0000	1.0000	1.0000	1.0000
6.25	1.0000	1.0000	1.0000	1.0000
12.5	1.0000	1.0000	1.0000	1.0000
25	1.0000	1.0000	1.0000	1.0000
50	1.0000	1.0000	1.0000	1.0000
100	1.0000	1.0000	1.0000	1.0000

Conc-%	Mean	N-Mean	Transform: Arcsin Square Root					Rank Sum	1-Tailed Critical	Isotonic	
			Mean	Min	Max	CV%	N			Mean	N-Mean
N Control	1.0000	1.0000	1.5208	1.5208	1.5208	0.000	4			1.0000	1.0000
6.25	1.0000	1.0000	1.5208	1.5208	1.5208	0.000	4	18.00	10.00	1.0000	1.0000
12.5	1.0000	1.0000	1.5208	1.5208	1.5208	0.000	4	18.00	10.00	1.0000	1.0000
25	1.0000	1.0000	1.5208	1.5208	1.5208	0.000	4	18.00	10.00	1.0000	1.0000
50	1.0000	1.0000	1.5208	1.5208	1.5208	0.000	4	18.00	10.00	1.0000	1.0000
100	1.0000	1.0000	1.5208	1.5208	1.5208	0.000	4	18.00	10.00	1.0000	1.0000

Auxiliary Tests	Statistic	Critical	Skew	Kurt
Shapiro-Wilk's Test indicates normal distribution (p > 0.01)	1	0.884		
Equality of variance cannot be confirmed				

Hypothesis Test (1-tail, 0.05)	NOEC	LOEC	ChV	TU
Steel's Many-One Rank Test	100	>100		1
Treatments vs N Control				

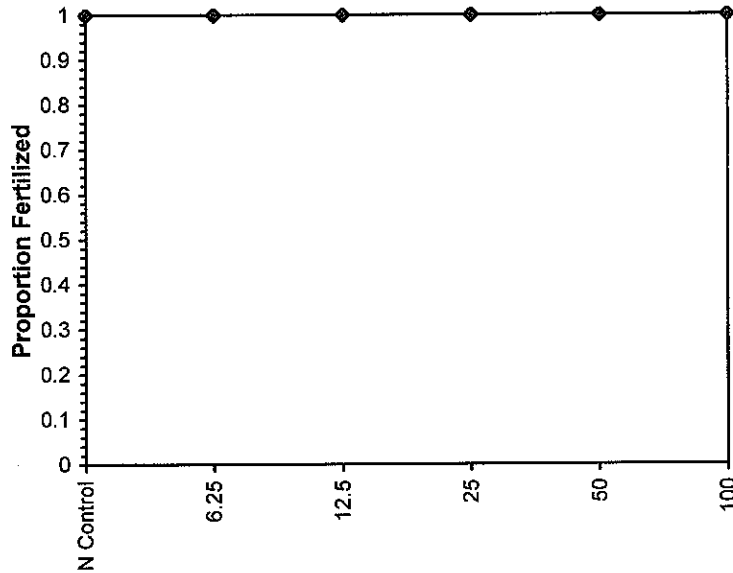
Linear Interpolation (200 Resamples)				
Point	%	SD	95% CL(Exp)	Skew
IC05	>100			
IC10	>100			
IC15	>100			
IC20	>100			
IC25	>100			
IC40	>100			
IC50	>100			



Sperm Cell Fertilization Test-Proportion Fertilized

Start Date: 12/16/2008	Test ID: VCF1208233	Sample ID: CA000000
End Date: 12/16/2008	Lab ID: CAABC	Sample Type: EFF1-POTW
Sample Date: 12/15/2008	Protocol: EPA600/R95/136 1995	Test Species: SP-Strongylocentrotus purpuratus
Comments: ME-SCR		

Dose-Response Plot



Sperm Cell Fertilization Test-Proportion Fertilized

Start Date: 12/16/2008	Test ID: VCF1208233	Sample ID: CA000000
End Date: 12/16/2008	Lab ID: CAABC	Sample Type: EFF1-POTW
Sample Date: 12/15/2008	Protocol: EPA600/R95/136 1995	Test Species: SP-Strongylocentrotus purpuratus
Comments: ME-SCR		

Auxiliary Data Summary

Conc-%	Parameter	Mean	Min	Max	SD	CV%	N
N Control	Temp C	15.00	15.00	15.00	0.00	0.00	2
6.5		15.00	15.00	15.00	0.00	0.00	1
6.25		15.00	15.00	15.00	0.00	0.00	1
12.5		15.00	15.00	15.00	0.00	0.00	2
25		15.00	15.00	15.00	0.00	0.00	2
50		15.00	15.00	15.00	0.00	0.00	2
100		15.00	15.00	15.00	0.00	0.00	2
N Control	pH	7.90	7.90	7.90	0.00	0.00	2
6.5		7.90	7.90	7.90	0.00	0.00	1
6.25		7.90	7.90	7.90	0.00	0.00	1
12.5		7.90	7.90	7.90	0.00	0.00	2
25		7.90	7.90	7.90	0.00	0.00	2
50		7.90	7.90	7.90	0.00	0.00	2
100		7.90	7.90	7.90	0.00	0.00	2
N Control	DO mg/L	6.10	5.70	6.50	0.57	12.33	2
6.5		6.30	6.30	6.30	0.00	0.00	1
6.25		5.60	5.60	5.60	0.00	0.00	1
12.5		5.95	5.60	6.30	0.49	11.82	2
25		5.85	5.50	6.20	0.49	12.03	2
50		5.80	5.50	6.10	0.42	11.23	2
100		5.80	5.50	6.10	0.42	11.23	2
N Control	Salinity ppt	34.00	34.00	34.00	0.00	0.00	2
6.5		34.00	34.00	34.00	0.00	0.00	1
6.25		34.00	34.00	34.00	0.00	0.00	1
12.5		34.00	34.00	34.00	0.00	0.00	2
25		34.00	34.00	34.00	0.00	0.00	2
50		34.00	34.00	34.00	0.00	0.00	2
100		34.00	34.00	34.00	0.00	0.00	2



TOXICITY TESTING • OCEANOGRAPHIC RESEARCH

January 13, 2009

Mr. Arnie Anselm
Ventura County Watershed Protection District
800 South Victoria Ave
Ventura, CA 93009

Dear Mr. Anselm:


We are pleased to present the enclosed bioassay report. The test was conducted under guidelines prescribed in *Short-Term Methods for Measuring the Chronic Toxicity of Effluents and Receiving Waters to West Coast Marine and Estuarine Organisms, EPA-600/R95/136, 1995*. Results were as follows:

CLIENT:	County of Ventura
SAMPLE I.D.:	ME-VR2
DATE RECEIVED:	15 Dec - 08
ABC LAB. NO.:	VCF1208.234

CHRONIC SEA URCHIN FERTILIZATION BIOASSAY

NOEC	=	100.00 %
TU _c	=	1.00
IC ₂₅	=	>100.00 %
IC ₅₀	=	>100.00 %

Yours very truly,


Thomas (Tim) Mikel
Laboratory Director

Sperm Cell Fertilization Test-Proportion Fertilized

Start Date: 12/16/2008	Test ID: VCF1208234	Sample ID: CA000000
End Date: 12/16/2008	Lab ID: CAABC	Sample Type: EFF1-POTW
Sample Date: 12/15/2008	Protocol: EPA600/R95/136 1995	Test Species: SP-Strongylocentrotus purpuratus
Comments: ME-VR2		

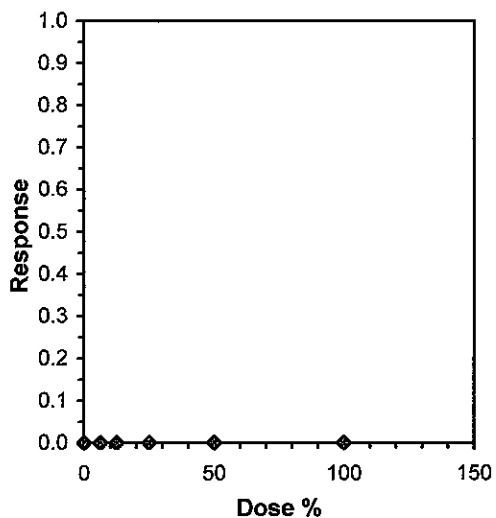
Conc-%	1	2	3	4
N Control	1.0000	1.0000	1.0000	1.0000
6.25	1.0000	1.0000	1.0000	1.0000
12.5	1.0000	1.0000	1.0000	1.0000
25	1.0000	1.0000	1.0000	1.0000
50	1.0000	1.0000	1.0000	1.0000
100	1.0000	1.0000	1.0000	1.0000

Conc-%	Mean	N-Mean	Transform: Arcsin Square Root					Rank Sum	1-Tailed Critical	Isotonic	
			Mean	Min	Max	CV%	N			Mean	N-Mean
N Control	1.0000	1.0000	1.5208	1.5208	1.5208	0.000	4			1.0000	1.0000
6.25	1.0000	1.0000	1.5208	1.5208	1.5208	0.000	4	18.00	10.00	1.0000	1.0000
12.5	1.0000	1.0000	1.5208	1.5208	1.5208	0.000	4	18.00	10.00	1.0000	1.0000
25	1.0000	1.0000	1.5208	1.5208	1.5208	0.000	4	18.00	10.00	1.0000	1.0000
50	1.0000	1.0000	1.5208	1.5208	1.5208	0.000	4	18.00	10.00	1.0000	1.0000
100	1.0000	1.0000	1.5208	1.5208	1.5208	0.000	4	18.00	10.00	1.0000	1.0000

Auxiliary Tests	Statistic	Critical	Skew	Kurt
Shapiro-Wilk's Test indicates normal distribution (p > 0.01)	1	0.884		
Equality of variance cannot be confirmed				

Hypothesis Test (1-tail, 0.05)	NOEC	LOEC	ChV	TU
Steel's Many-One Rank Test	100	>100		1
Treatments vs N Control				

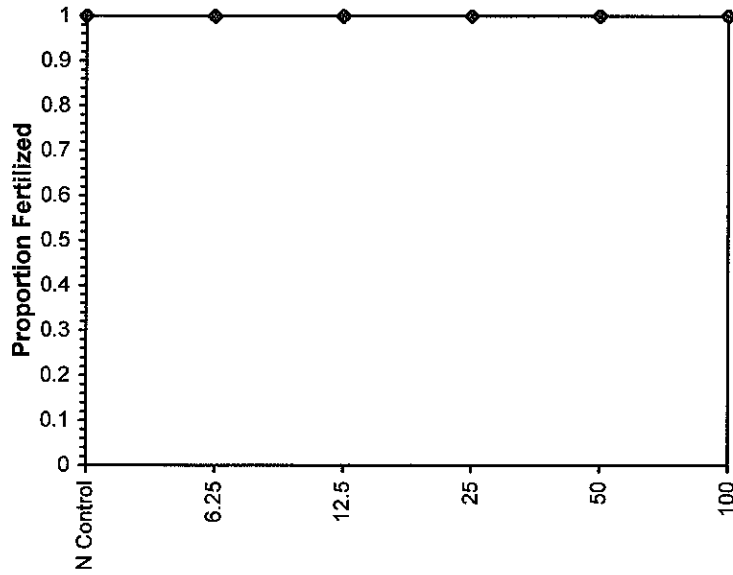
Point	%	SD	Linear Interpolation (200 Resamples)	
			95% CL(Exp)	Skew
IC05	>100			
IC10	>100			
IC15	>100			
IC20	>100			
IC25	>100			
IC40	>100			
IC50	>100			



Sperm Cell Fertilization Test-Proportion Fertilized

Start Date: 12/16/2008	Test ID: VCF1208234	Sample ID: CA000000
End Date: 12/16/2008	Lab ID: CAABC	Sample Type: EFF1-POTW
Sample Date: 12/15/2008	Protocol: EPA600/R95/136 1995	Test Species: SP-Strongylocentrotus purpuratus
Comments: ME-VR2		

Dose-Response Plot




Sperm Cell Fertilization Test-Proportion Fertilized

Start Date: 12/16/2008	Test ID: VCF1208234	Sample ID: CA000000
End Date: 12/16/2008	Lab ID: CAABC	Sample Type: EFF1-POTW
Sample Date: 12/15/2008	Protocol: EPA600/R95/136 1995	Test Species: SP-Strongylocentrotus purpuratus
Comments: ME-VR2		

Auxiliary Data Summary

Conc-%	Parameter	Mean	Min	Max	SD	CV%	N
N Control	Temp C	15.00	15.00	15.00	0.00	0.00	2
6.5		15.00	15.00	15.00	0.00	0.00	1
6.25		15.00	15.00	15.00	0.00	0.00	1
12.5		15.00	15.00	15.00	0.00	0.00	2
25		15.00	15.00	15.00	0.00	0.00	2
50		15.00	15.00	15.00	0.00	0.00	2
100		15.00	15.00	15.00	0.00	0.00	2
N Control	pH	7.90	7.90	7.90	0.00	0.00	2
6.5		7.90	7.90	7.90	0.00	0.00	1
6.25		7.90	7.90	7.90	0.00	0.00	1
12.5		7.90	7.90	7.90	0.00	0.00	2
25		7.90	7.90	7.90	0.00	0.00	2
50		7.90	7.90	7.90	0.00	0.00	2
100		7.90	7.90	7.90	0.00	0.00	2
N Control	DO mg/L	6.10	5.70	6.50	0.57	12.33	2
6.5		6.20	6.20	6.20	0.00	0.00	1
6.25		5.50	5.50	5.50	0.00	0.00	1
12.5		5.85	5.60	6.10	0.35	10.16	2
25		5.85	5.50	6.20	0.49	12.03	2
50		5.85	5.50	6.20	0.49	12.03	2
100		5.85	5.60	6.10	0.35	10.16	2
N Control	Salinity ppt	34.00	34.00	34.00	0.00	0.00	2
6.5		34.00	34.00	34.00	0.00	0.00	1
6.25		34.00	34.00	34.00	0.00	0.00	1
12.5		34.00	34.00	34.00	0.00	0.00	2
25		34.00	34.00	34.00	0.00	0.00	2
50		34.00	34.00	34.00	0.00	0.00	2
100		34.00	34.00	34.00	0.00	0.00	2



Ventura County Watershed Protection District
NPDES Stormwater Monitoring Program

Grab Toxicity Samples - ABC

CHAIN-OF-CUSTODY RECORD

1 OF 1

CLIENT: Ventura County Watershed Protection District

SAMPLING DATE: 12/15/08 EVENT #2 (Wet)

SAMPLERS: T. LIDDELL, W.B. CAREY, K. KAHNS

SAMPLE INFORMATION FOR GRAB SAMPLES

SAMPLE ID	DATE/TIME COLLECTED	Acute Ceriodaphnia - 6.25, 12.5, 25, 50, 100%	Chronic Echinoderm Fertilization - 6.25, 12.5, 25, 50, 100%							NOTES	Field H ₂ O Temp
ME-CC	12/15/08 0800	X								See Note 1	10.7°C
ME-SCR	12/15/08 0920	X								See Note 1	11.8°C
ME-VR2	12/15/08 1135	X								See Note 1	13.7°C


Signature	Relinquished By: <i>T. Liddell</i>	Date/Time	12/15/08
Printed Name	T. LIDDELL		1345
Affiliation	VCWPD		

Printed Name	Received By: <i>E. Maturo</i>	Date/Time	12-15-08 1345
Affiliation	E. MATURIO		
	AQUATIC BIOLASSAY		

Miscellaneous Notes (Hazardous Materials, Quick turn-around time, etc.):

1. Mass Emission: No TIE for Chronic Samples.

TEMP. = 3.5°C, 3.7, 6.0°C
CHLOROPHYLL = 20.1



TOXICITY TESTING • OCEANOGRAPHIC RESEARCH

CHRONIC SEA URCHIN FERTILIZATION BIOASSAY

DATE: 16 December - 08

STANDARD TOXICANT: Copper Chloride

NOEC = 18.00 ug/l

IC25 = 63.69 ug/l

C50 = 77.85 ug/l

Yours very truly,

Thomas (Tim) Mikel
Laboratory Director

Sperm Cell Fertilization Test-Proportion Fertilized

Start Date: 12/16/2008	Test ID: URC121608	Sample ID: REF-Ref Toxicant
End Date: 12/16/2008	Lab ID: ABC LABORA	Sample Type: CUCL-Copper chloride
Sample Date: 12/16/2008	Protocol: EPA600/R95/136 1995	Test Species: SP-Strongylocentrotus purpuratus
Comments: Standard Toxicant		

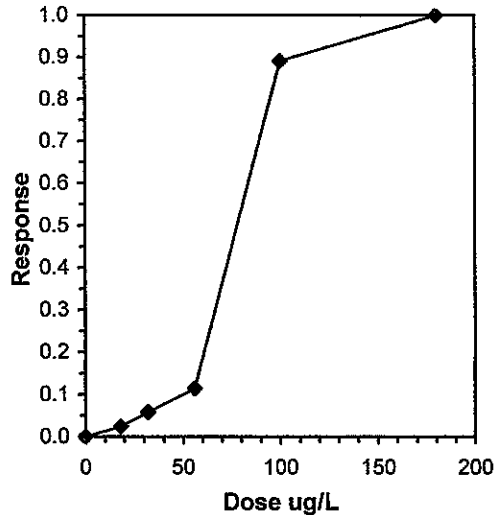
Conc-ug/L	1	2	3	4
Control	0.9400	0.9300	0.9500	0.9400
18	0.9100	0.9200	0.9100	0.9300
32	0.8600	0.9000	0.8800	0.9000
56	0.7800	0.8200	0.8900	0.8400
100	0.0800	0.1600	0.1000	0.0700
180	0.0000	0.0000	0.0000	0.0000

Conc-ug/L	Mean	N-Mean	Transform: Arcsin Square Root				N	t-Stat	1-Tailed Critical	MSD	Isotonic	
			Mean	Min	Max	CV%					Mean	N-Mean
Control	0.9400	1.0000	1.3237	1.3030	1.3453	1.304	4				0.9400	1.0000
18	0.9175	0.9761	1.2798	1.2661	1.3030	1.378	4	1.427	2.360	0.0726	0.9175	0.9761
*32	0.8850	0.9415	1.2256	1.1873	1.2490	2.420	4	3.188	2.360	0.0726	0.8850	0.9415
*56	0.8325	0.8856	1.1518	1.0826	1.2327	5.436	4	5.586	2.360	0.0726	0.8325	0.8856
*100	0.1025	0.1090	0.3219	0.2678	0.4115	19.805	4	32.545	2.360	0.0726	0.1025	0.1090
180	0.0000	0.0000	0.0500	0.0500	0.0500	0.000	4				0.0000	0.0000

Auxiliary Tests	Statistic	Critical	Skew	Kurt						
Shapiro-Wilk's Test indicates normal distribution (p > 0.01)	0.93727	0.868	0.69217	1.10895						
Bartlett's Test indicates equal variances (p = 0.10)	7.76877	13.2767								
Hypothesis Test (1-tail, 0.05)	NOEC	LOEC	ChV	TU	MSDu	MSDp	MSB	MSE	F-Prob	df
Dunnett's Test	18	32	24		0.03897	0.04145	0.69846	0.0019	8.9E-15	4, 15

Linear Interpolation (200 Resamples)

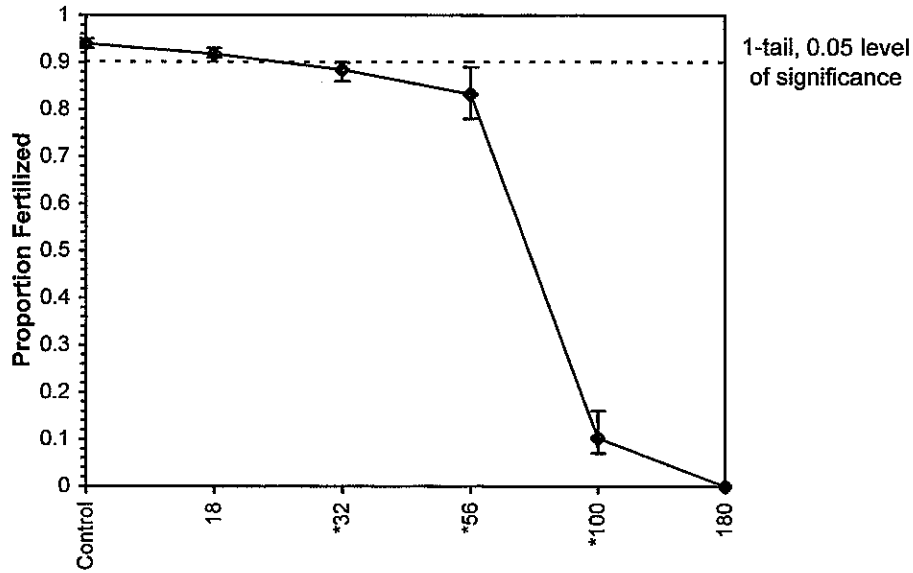
Point	ug/L	SD	95% CL(Exp)	Skew
IC05	28.554	3.046	20.975 40.063	0.5661
IC10	49.829	4.941	36.541 62.194	-0.2884
IC15	58.019	1.261	54.214 61.689	-1.0021
IC20	60.852	1.059	57.808 64.363	-0.1547
IC25	63.685	1.001	60.749 66.979	-0.1261
IC40	72.184	0.874	69.787 74.975	-0.0153
IC50	77.849	0.837	75.541 80.464	0.0686



Sperm Cell Fertilization Test-Proportion Fertilized

Start Date: 12/16/2008	Test ID: URC121608	Sample ID: REF-Ref Toxicant
End Date: 12/16/2008	Lab ID: ABC LABORA	Sample Type: CUCL-Copper chloride
Sample Date: 12/16/2008	Protocol: EPA600/R95/136 1995	Test Species: SP-Strongylocentrotus purpuratus
Comments: Standard Toxicant		

Dose-Response Plot



Sperm Cell Fertilization Test-Proportion Fertilized

Start Date: 12/16/2008	Test ID: URC121608	Sample ID: REF-Ref Toxicant
End Date: 12/16/2008	Lab ID: ABC LABORA	Sample Type: CUCL-Copper chloride
Sample Date: 12/16/2008	Protocol: EPA600/R95/136 1995	Test Species: SP-Strongylocentrotus purpuratus
Comments: Standard Toxicant		

Auxiliary Data Summary

Conc-ug/L	Parameter	Mean	Min	Max	SD	CV%	N
Control	Temp C	15.00	15.00	15.00	0.00	0.00	2
18		15.00	15.00	15.00	0.00	0.00	2
32		15.00	15.00	15.00	0.00	0.00	2
56		15.00	15.00	15.00	0.00	0.00	2
100		15.00	15.00	15.00	0.00	0.00	2
180		15.00	15.00	15.00	0.00	0.00	2
Control	pH	7.90	7.90	7.90	0.00	0.00	2
18		7.90	7.90	7.90	0.00	0.00	2
32		7.90	7.90	7.90	0.00	0.00	2
56		7.90	7.90	7.90	0.00	0.00	2
100		7.90	7.90	7.90	0.00	0.00	2
180		7.90	7.90	7.90	0.00	0.00	2
Control	Diss Oxygen	6.10	5.70	6.50	0.57	12.33	2
18		6.10	5.60	6.60	0.71	13.79	2
32		6.10	5.50	6.70	0.85	15.10	2
56		6.10	5.60	6.60	0.71	13.79	2
100		6.05	5.60	6.50	0.64	13.19	2
180		6.10	5.60	6.60	0.71	13.79	2
Control	Salinity ppt	34.00	34.00	34.00	0.00	0.00	2
18		34.00	34.00	34.00	0.00	0.00	2
32		34.00	34.00	34.00	0.00	0.00	2
56		34.00	34.00	34.00	0.00	0.00	2
100		34.00	34.00	34.00	0.00	0.00	2
180		34.00	34.00	34.00	0.00	0.00	2

APPENDIX P

Ventura Countywide Stormwater Monitoring Program and
Los Angeles Regional Water Quality Control Board
Correspondence



California Regional Water Quality Control Board Los Angeles Region



Recipient of the 2001 *Environmental Leadership Award* from Keep California Beautiful

Alan C. Lloyd, Ph.D.
Agency Secretary

320 W. 4th Street, Suite 200, Los Angeles, California 90013
Phone (213) 576-6600 FAX (213) 576-6640 - Internet Address: <http://www.waterboards.ca.gov/losangeles>

Arnold Schwarzenegger
Governor

RECEIVED

JAN 23 2006

January 20, 2006

WATERSHED PROTECTION DIST.

Mr. Gerhardt Hubner, P.G., Deputy Director
Water & Environmental Resources
Ventura County Watershed Protection District
800 South Victoria Avenue
Ventura, CA 93009-1600

Certified Mail
Return Receipt Requested
Claim No. 7002 2030 0002 1673 1394

REVIEW OF THE VENTURA COUNTYWIDE STORMWATER MONITORING PROGRAM 2004/2005 MONITORING REPORT, JULY 2005.


Dear Mr. Hubner:

Thank you for submitting the Ventura Countywide Storm Water Monitoring Program's 2004/05 Monitoring Report (Report), which we received on July 8, 2005. We have reviewed the Report and the following are our comments based on our review.

Monitoring

- The Report is to have represented the County's Storm Water Monitoring Program during the 2004/2005 water year. Data represented in the Report does not fully show storm water monitoring for the 2004/2005 water year. For mass emission stations, the NPDES Permit CAS004002 (Permit) states: "Up to six station events per year, including a minimum of 2 dry weather samples must be monitored." This is interpreted to mean that at least 6 samples are to be taken each water year (4 wet weather samples and 2 dry weather samples). Data from the county's mass emission stations shows that 4 wet weather samples were collected during the 2004/2005 water year, except sampling event 3 collected samples from a storm event that had less than .25 inches of rain for 7 out of 8 monitoring stations. The required 2 dry weather sampling events were not taken during the 2004/2005 water year. If in fact samples have been collected, then the collection dates and results were not included in the Report, as required. The Report does not contain the required 2 dry weather sampling events, as noted for the 2003/2004 Report, also.

California Environmental Protection Agency



Our mission is to preserve and enhance the quality of California's water resources for the benefit of present and future generations.

Mr. Gerhardt Hubner, P.G., Deputy Director -3 of 3-
Water & Environmental Resources
Ventura County Watershed Protection District

January 20, 2006

- When a certain species of organism such as: purple sea urchin (*Strongylocentrotus purpuratus*) has been routinely used for toxicity testing in a program, it is not recommended to change the testing species during the course of the program. It would have been advisable to have not tested, than in mid-stream change the testing species.
- Acute toxicity tests were not performed at the Mass Emission stations and are to be.
- The next Permit will re-evaluate the testing procedures for both acute and chronic toxicity testing.

Data Analysis and Discussion - Water Quality Objective Comparisons:

- The Water Quality Control Plan for Ocean Waters of California (Ocean Plan), which contains water quality objectives for the coastal waters of California, is appropriate to be used in comparing the County's monitoring data to water quality exceedances. Section C.1 of the *California Ocean Plan* states: "Nonpoint sources of waste discharges to the ocean are subject to Chapter I Beneficial Uses, Chapter II – WATER QUALITY OBJECTIVES (wherein compliance with water quality objectives shall, in all cases, be determined by direct measurements in the receiving waters) and Chapter III – PROGRAM OF IMPLEMENTATION Parts A.2, D, E, and H." This comment was noted for the 2003/2004 Report, also.

Data Analysis and Discussion - Mass Emission and Receiving Water Analysis:

- Monitoring data are to be compared to both acute and chronic criteria in the California Toxics Rule. In toxicity testing, it is the sub-lethal effect of the exposure that is being tested rather than the duration of exposure. Sub-lethal effects include damage to reproductive rates, growth, etc. Acute testing is showing lethal effects- death. This comment was noted for the 2003/2004 Report, also.

If you have any questions concerning this matter, please call me at (213) 620-2095.

Sincerely,



Tracy Woods, Environmental Scientist
Municipal Stormwater Permitting

cc: Ms. Darla Wise, Ventura County Watershed Protection District

California Environmental Protection Agency

 Recycled Paper

Our mission is to preserve and enhance the quality of California's water resources for the benefit of present and future generations.



Ventura Countywide Stormwater Quality Management Program

Participating Agencies

Camarillo
County of Ventura
Fillmore
Moorpark
Ojai
Oxnard
Port Hueneme
San Buenaventura
Santa Paula
Simi Valley
Thousand Oaks
Ventura County
Watershed Protection
District

February 28, 2006

Ms. Tracy Woods, Stormwater Unit
Los Angeles Regional Water Quality Control Board
320 West 4th Street, Suite 200
Los Angeles, CA 90013

Subject: RESPONSE TO LOS ANGELES REGIONAL WATER QUALITY CONTROL BOARD'S REVIEW OF VENTURA COUNTYWIDE STORMWATER MONITORING PROGRAM 2004/2005 MONITORING REPORT - JULY 2005 VENTURA COUNTY NPDES STORMWATER PERMIT NO. CAS004002/BOARD ORDER NO. 00-108

Dear Ms. Woods:

We are in receipt of your January 20, 2006, letter (Attachment No. 1) with comments on the Ventura Countywide NPDES Stormwater Monitoring Program's July 2005 Monitoring Report. Feedback from the Regional Water Quality Control Board plays an important role in the development of the overview Stormwater Program, as we strive for a better stormwater management program that can achieve improved water quality throughout Ventura County.

Below are our responses to each of your comments as outlined in your January 20, 2006, letter:

RWQCB Comment No. 1 July Monitoring Report - Number and Type of Sampling Events Reported

The Report is to have represented the County's Storm Water Monitoring Program during the 2004/2005 water year. Data represented in the Report does not fully show storm water monitoring for the 2004/2005 water year. For mass emission stations, the NPDES Permit CAS004002 (Permit) states: "Up to six station events per year, including a minimum of 2 dry weather samples must be monitored." This is interpreted to mean that at least 6 samples are to be taken each water year (4 wet weather samples and 2 dry weather samples). Data from the county's mass emission stations shows that 4 wet weather samples were collected during the 2004/2005 water year, except sampling event 3 collected samples from a storm event that had less than 0.25 inches of rain for 7 out of 8 monitoring stations. The required 2 dry weather sampling events were not taken during the 2004/2005 water year. If in fact samples have been collected, then the collection dates and results were not included in the Report, as required. The Report does not contain the required 2 dry weather sampling events, as noted for the 2003/2004 Report, also.



VCWPD Response Comment No. 1

The Ventura Countywide Water Quality Monitoring Program conducts both wet and dry sampling events during the water year, October 1st through September 30th of each year. Due to time constraints for laboratories and data analysis for dry weather samples, an agreement was reached with RWQCB senior staff, Mr. Ejigu Solomon in 2002 for the remainder of this Permit term (Attachment No. 2, letter dated December 10, 2002). On page 3 of that letter it states: *"we expect that all wet weather data will be evaluated and presented in the July Monitoring Reports, and the only new data presented and analyzed for the October Annual Reports will be from dry weather sampling."* Therefore, to comply with this RWQCB directive we only included wet monitoring events data from the current water year in the July 2005 Monitoring Report. The Annual Monitoring Report is submitted to the RWQCB in October of each permit year, and includes all water year monitoring data from both wet and dry monitoring events. This was explained in the District's 2004 response (Attachment No. 3, letter dated November 12, 2004) on behalf of the Countywide Program to RWQCB's comments on the July 2003-2004 Water Quality Report. We believe we are in full compliance with the sampling requirements under the current NPDES Stormwater Permit and Monitoring and Reporting Program issued to the Ventura Countywide Stormwater Program. We hope this puts to rest any further confusion in regards to submittal of data or information on this particular issue.

RWQCB Comment No. 2 - Event #3 Precipitation Amount

Since there needs to be at least 0.25 inches of rain from a storm event in order to create runoff in channels, storm water sampling events need to occur during storm events that produce at least 0.25 inches of rain. It appears that 7 of the 8 monitoring stations for event 3 collected storm water samples during storm events with less than 0.25 inches of rain (figures 4, 6, 7, & 9).

VCWPD Response to Comment No. 2

Monitoring Event No. 3 was a 24-hour event occurring December 5th through December 6th. The storm event was primarily a coastal storm with higher precipitation amounts in the lower areas of the watersheds. The precipitation map (Attachment No. 4) and daily rainfall table (Attachment No. 5) depict the variability of the precipitation totals throughout Ventura County for Event No. 3. There was no rainfall on the days immediately preceding December 5th or following December 6th. As shown on the precipitation map, many areas throughout Ventura County watersheds received more than 0.25" of rain during the 24-hour storm event.

The quantitative precipitation forecast is a tool used by District staff in determining whether or not an upcoming storm will meet our minimum monitoring criteria of 0.25". For Event No. 3, the quantitative precipitation forecast for Ventura was 0.69" (Attachment No. 6) and 1.41" of rainfall, which more than met the minimum criteria under the current NPDES Stormwater Permit and Monitoring and Reporting Program.

RWQCB Comment No. 3 - Precipitation and Flow, Watershed Differences Between Ventura County and Los Angeles County

The first storms of the year generally produce the most toxic storm water, showing the need to sample these storms [See, Los Angeles County 1994-2000 Integrated Receiving Water Impacts Report, Appendix C, Executive Summary of the Santa Monica Bay Receiving Waters Study by Southern California Coastal Waters Research Project. Excerpted from the Study of the Impact of Stormwater Discharge on the Beneficial Uses of Santa Monica Bay, July 8, 1999 (SCCWRP, 1999), Pg. 11]. This comment was noted for the 2003/2004 Report, also.

Since there needs to be at least 0.25 inches of rain from a storm event in order to create runoff in channels, storm water sampling events need to occur during storm events that produce at least 0.25 inches of rain. It appears that 7 of the 8 monitoring stations for event 3 collected storm water samples during storm events with less than 0.25 inches of rain (figures 4, 6, 7, & 9).

VCWPD Response to Comment No. 3

Unlike the County of Los Angeles and the City of Long Beach, Ventura County has large areas of open space and agricultural land. These expansive areas of pervious land absorb large amounts of rainfall, often resulting in little to no increase in flow with rainfall events of 0.25". The first rainfall event of the wet season often results in a very minimal increase in the hydrographs, as upper channel flows often never reach the lower sections of the river systems. Ventura County river systems and their associated hydrographs are influenced by a number of factors including the amount of impervious surface area within the watersheds, precipitation patterns, antecedent dry conditions, sandy river bottoms, rain intensity and rain duration. Due to these many variables, the dynamic hydrologic systems do not generate single hydrograph signatures based on rainfall amounts, and do not resemble the surface water systems found in highly developed and urbanized areas such as Los Angeles, Long Beach, and San Diego. The Los Angeles County 1994-2000 Integrated Receiving Waters Impacts Report is not applicable to Ventura County due to the many watershed differences previously described above. Also see VCWPD's response to RWQCB Comment No. 1 above regarding the circumstances surrounding Sampling Event No. 3.

RWQCB Comment No. 4 - Captured First Storm Event of the Wet Season/Precipitation and Flow

Of the County's 8 monitoring stations, 7 of the stations' storm water sampling dates show that the 2004 first storms of the season were not sampled (figures 4, 5, 7, & 9). In a storm event, the first flush of runoff typically contains relatively high concentrations of contaminants, which may then fall and fluctuate at lower levels for the remainder of the storm event. As a result of this contaminant concentration pattern through an event, the highest levels of toxicity are expected to be associated with this first flush. The first 0.25 inches of rain from a storm event creates runoff in channels (See, Los Angeles County 1994-2000 Integrated Receiving Water Impacts Report. Appendix D. Low Flow Study). It has been shown those water

quality constituents such as nitrate, total phosphorus, turbidity, TSS, and hardness are higher in the smaller storms than larger storm events. Ventura County did not collect sampling data accurately representing storm water contaminants within its watersheds during the 2004 first storms of the season. This comment was noted for the 2003/2004 Report, also.

VCWPD Response Comment No. 4

The first storm of the wet season occurred on October 17th, 2004 and was sampled by the Ventura Countywide Monitoring Program. The 48 hour sample collection began on October 16th at midnight and included all 8 monitoring stations of the Ventura Countywide Stormwater Monitoring Program; land use, tributaries, and mass emissions.

Land use and tributary sites were sampled during the first monitoring event of the wet season as directed in the Monitoring and Reporting Program, and were mistakenly identified as having been sampled during Events Nos. 2, 3 and 4 in Report Figures Nos. 6, 7 and 9. This mistake was only recently discovered by District staff and is in the process of being corrected. Corrected figures and pages will be sent under separate cover. Except for the reporting mistake noted above, the Program did collect sampling data during the first storm of the wet season, and did accurately represent storm water contaminants within its watersheds in 2004. We believe the Program is in compliance with all the current NPDES Stormwater Permit's sampling requirements.

RWQCB Comment No. 5 - Toxicity Testing/Procedure When a Test Organism Is Unavailable

When a certain species of organism such as: purple sea urchin (Strongylocentrotus purpuratus) has been routinely used for toxicity testing in a program, it is not recommended to change the testing species during the course of the program. It would have been advisable to have not tested, than in mid-stream change the testing species.

VCWPD Response to Comment No. 5

The Ventura Countywide Monitoring Program, through its contracted analytical laboratory, did utilize the purple sea urchin species for toxicity testing in an attempt to comply with our Monitoring and Reporting Program. The regular test species were unavailable. We will use the test organisms recommended by the RWQCB (Attachment No. 3, letter dated October 29, 2004), Ceriodaphnia dubia and Strongylocentrotus purpuratus for toxicity testing. However, we understand per the RWQCB's January 20, 2006 directive that in the event either of these test organisms is not available for testing, the test will not be conducted on an alternate organism.

RWQCB Comment No. 6 - Testing Protocol/Laboratory Credentials and ABC Involvement With SCCWRP

The toxicity testing lab, Aquatic Bioassay & Consulting Laboratories, Inc., should have taken precautions as to not allow the dissipation of the constituent(s) in the 3 samples collected during event 1. In the future, only

lab's that have participated in the Southern California Coastal Water Research Project's (SCCWRP) toxicity testing program are to analyze samples for toxicity.

VCWPD Response No. 6

Aquatic Bioassay and Consulting Laboratories, Inc. (ABC), conducts all toxicity testing for the Ventura Countywide Monitoring Program and is a California Environmental Laboratory Accreditation Program (ELAP) certified laboratory (certification #1907). It should be noted our current NPDES Stormwater Permit and Monitoring and Reporting Program (Attachment No. 8) does not require test laboratories be involved with SCCWRP. In addition, ABC participates in numerous SCCWRP programs, including the Intercalibration Laboratory Study, the Bight 03' Study and the Stormwater Monitoring Coalition.

The U.S. EPA test methods used by ABC include EPA-821-R-02-012 for acute *Ceriodaphnia dubia* and EPA 600-R-95-136 for marine chronic *Strongylocentrotus purpuratus* toxicity testing. In following EPA test protocols, all QA/QC guidelines are followed regarding the storage and handling of samples and every possible precaution is taken to prevent dissipation of elements from the samples. We believe the Program is in compliance with all the current NPDES Stormwater Permit's testing protocol and laboratory credential requirements.

RWQCB Comment No. 7 - Permit Toxicity Testing Requirements

Acute toxicity tests were not performed at the Mass Emission stations and are to be.

VCWPD Response to Comment No. 7

The current Ventura Countywide NPDES Stormwater Permit and Monitoring and Reporting Program does not require acute toxicity testing for Mass Emission samples. (Attachment No 8 - Monitoring and Reporting CI 7388 page T-7 Section 2.g). We believe the Program is in compliance with the current Program's NPDES Stormwater Permit's toxicity testing requirements.

RWQCB Comment No. 8 - Ocean Basin Plan Criteria/Conflict With Application To Stormwater

The Water Quality Control Plans for Ocean Waters of California (Ocean Plan), which contains water quality objectives for the coastal waters of California, is appropriate to be used in comparing the County's monitoring data to water quality exceedances. Section C.1 of the California Ocean Plan states: "Nonpoint sources of waste discharges to the ocean are subject to Chapter I Beneficial uses, Chapter II - WATER QUALITY OBJECTIVES (wherein compliance with water quality objectives shall, in all cases, be determined by direct measurements in the receiving waters) and Chapter III- PROGRAM OF IMPLEMENTATION Parts A.2, D, E, and H." This comment was noted for the 2003/2004 Report, also.

VCWPD Response No. 8

The California Ocean Plan clearly states use of that Plan is not applicable to discharges to enclosed bays, estuaries or inland waters (Attachment No. 9, California Ocean Plan page 1, C.2.). All of the Program sampling sites (Mass Emission, Receiving Water and Land Use) monitor inland surface water per requirements contained in the current NPDES Stormwater Permit's Monitoring and Reporting Program issued by the RWQCB. The RWQCB referenced section of the Ocean Plan would only be appropriate for data comparisons of nonpoint source discharges that directly discharge to the Pacific Ocean.

RWQCB Comment No. 9 - Data Comparison To Both Acute and Chronic CTR Criteria

Monitoring data are to be compared to both acute and chronic criteria in the California Toxics Rule. In toxicity testing, it is the sub-lethal effect of the exposure that is being tested rather than the duration of exposure. Sub-lethal effects include damage to reproductive rates, growth, etc. Acute testing is showing lethal effects-death. This comment was noted for the 2003/2004 Report, also.

VCWPD Response to Comment No. 9

The scientific basis for comparing dry monitoring event data to the chronic criteria in the California Toxics Rule (CTR) is based on the average four-day exposure of the test organism to the contaminant used to develop the chronic criteria. The chronic criteria have been developed based on the results of long-term, chronic exposure to contaminant concentrations. Dry event water quality conditions are fairly consistent over time, with little changes in water quality. Wet events have a wide variation in water quality over short periods of time, due to the dynamic nature of rain events and the variability of stormwater runoff. Because of these overall water quality differences, dry conditions should be compared to chronic criteria. Wet events consisting of a short-term exposure duration should be compared to acute CTR criteria. Both these issues were previously shared with the RWQCB in the District's written response (Attachment No. 3, letter dated November 12, 2004) to RWQCB's comments on the July 03/04 water quality monitoring report.

Summary


We wish to acknowledge the time and input in reviewing and commenting on the Ventura Countywide 2004/2005 July Water Quality Monitoring Report. Nevertheless, staff at the District is frustrated by repeated attempts to address and resolve comments regarding the Monitoring Program for this year and previous years Reports as noted above. Historically, meetings and written correspondence follow each Report in an attempt to clarify issues raised by review of the Report, and comments generated, resulting in considerable time and effort of time by both District and RWQCB staff. A permit requirement of a single annual water quality monitoring report would reduce confusion, provide a complete report on the water year (both wet and dry events) and reduce the amount of resources required to produce and review the report. We recommend both the RWQCB and the Ventura Countywide NPDES Program would be better served with a permit requirement of

Ms. Tracy Woods
February 28, 2006
Page 7

one annual water quality monitoring report. We remain committed to further improvements in the Stormwater Monitoring Program, and working with Regional Board staff towards that goal.

If you have questions or comments regarding this letter or wish to meet to discuss the Monitoring Program, please contact Darla Wise at (805) 654-3942 or myself at (805) 654-5051.

Sincerely,



Gerhardt Hubner
District Deputy Director

Attachments

1. RWQCB-LA letter to VCWPD, dated January 20, 2006
2. RWQCB-LA letter to VCWPD, dated December 10, 2002
3. VCWPD letter to RWQCB-LA, dated November 12, 2004
4. VCWPD Storm Watch Precipitation Map
5. Daily Rainfall Table – October 1, 2004 to September 30, 2005
6. Quantitative Precipitation Forecast – Issued 12/03/2004
7. RWQCB-LA letter to VCWPD, dated October 29, 2004
8. Ventura Countywide Stormwater Program - Monitoring and Reporting Program No. CI 7388
9. California Ocean Plan – Section C.2

cc/without Attachments:

Countywide Stormwater Management Committee Representatives
Xavier Swamikannu, Stormwater Unit Chief, RWQCB-LA
Deborah Smith, Assistant Executive Officer, RWQCB-LA